



BRITISH 125GP

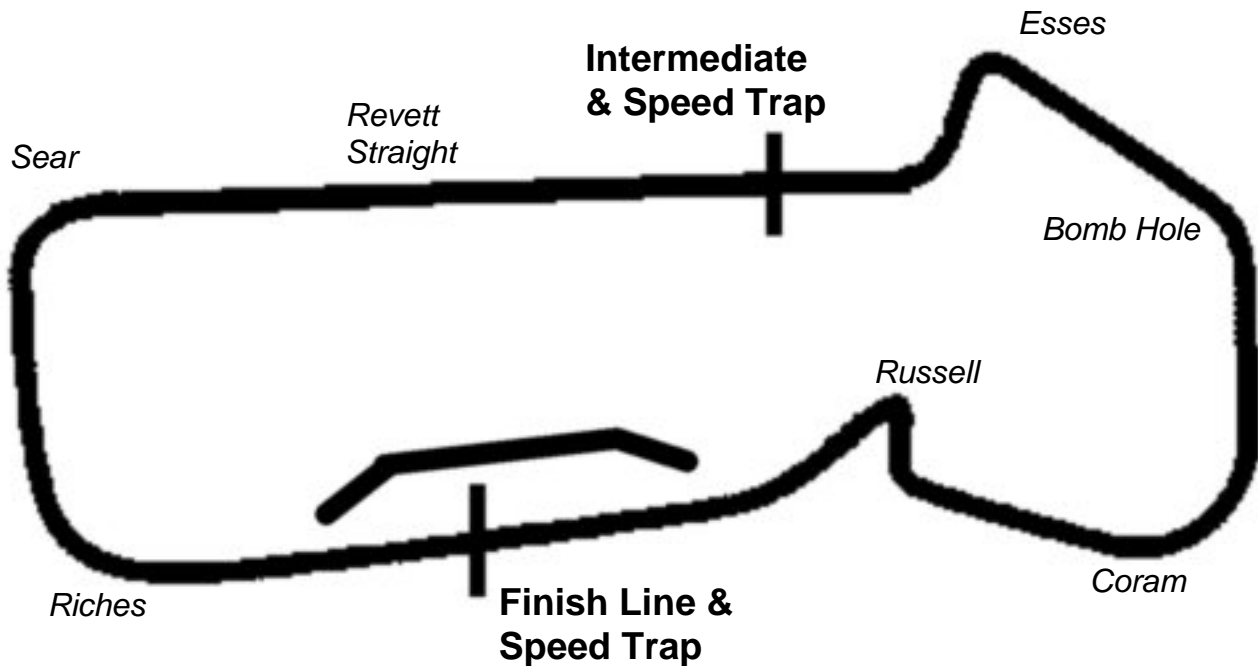
Round 5
Snetterton

19th - 21st June 2009



Results Provided by Timing Solutions Ltd
www.tsl-timing.com

SNETTERTON



Circuit Length: 1.9520 miles / 3141.4 metres
 Intermediate: 1569 metres
 Pit In: 2859 metres
 Pit Out: 40 metres after Finish Line
 Pit In – Pit Out: 246 metres, @ 60kph = 14.7 seconds, @ 80kph = 11 seconds

Lap Records		Best Sector Information			
		Sector 1	Trap (mph)	Sector 2	F/L Trap (mph)
Superbike	1:04.688	27.955	174.3	36.161	165.7
Supersport	1:07.587	29.582	166.5	37.471	148.1
Superstock 1000	1:07.219	29.350	167.7	37.827	157.9
Superstock 600	1:10.069	30.868	160.2	39.086	143.7
125GP	1:13.430	33.001	137.0	39.731	120.9
KTM RC8	To Be Est	N/A	N/A	N/A	N/A

2009 Relentless British 125GP Championship & ACU Academy Cup

FREE PRACTICE 1 - CLASSIFICATION

POS	NO	CL	NAME	ENTRY	TIME	ON	LAPS	GAP	DIFF	MPH
1	72		Connor BEHAN	Honda - SP125 / Express Forklifts	1:16.364	13	13			92.02
2	50	C	Tim HASTINGS	Honda - KRP / Bradley Smith Racing	1:16.563	14	15	0.199	0.199	91.78
3	13		Rob GUIVER	Honda - SP125 / RG Racing	1:17.379	11	12	1.015	0.816	90.81
4	8		Brian CLARK	Honda - Banks Racing/Express Racewear	1:17.497	14	15	1.133	0.118	90.67
5	66		Tom HAYWARD	Honda - KRP / Daniel Weston Racing	1:17.959	10	10	1.595	0.462	90.13
6	19		Michael HILL	Honda - TABOO Motorsport	1:18.071	8	11	1.707	0.112	90.00
7	77	C	Taylor MACKENZIE	Honda - MMCG Motorpoint	1:18.156	12	15	1.792	0.085	89.91
8	29		James LODGE	Honda - KRP / Earnshaws Motorcycles	1:18.183	11	11	1.819	0.027	89.88
9	96		Ryan SAXELBY	Honda - KRP / Bradley Smith Racing	1:18.298	12	12	1.934	0.115	89.74
10	7	C	Deane BROWN	Honda - Colin Appleyard / Macadam Racing	1:18.394	11	14	2.030	0.096	89.63
11	61		Paul JORDAN	Honda - KRP / Bradley Smith Racing	1:18.775	12	13	2.411	0.381	89.20
12	87		Lee COSTELLO	Honda - Vent-Axia / www.sp125racing.com	1:19.238	10	12	2.874	0.463	88.68
13	46	C	Ross WALKER	Honda - Ross Walker Racing	1:19.259	11	11	2.895	0.021	88.66
14	4		Philip WAKEFIELD	Honda - PWR / Sandbach Scrap Metal	1:19.568	12	12	3.204	0.309	88.31
15	10	C	Peter SUTHERLAND	Aprillia - Kinpac Racing	1:19.576	10	10	3.212	0.008	88.30
16	28		Jon VINCENT	Honda - Molly / GRF Heavy Transport	1:19.713	8	9	3.349	0.137	88.15
17	12		Edward RENDELL	Honda - Team Aztec GP	1:19.823	12	12	3.459	0.110	88.03
18	27		Catherine GREEN	Honda - www.cgracing27.co.uk	1:19.826	14	14	3.462	0.003	88.03
19	52	C	Adam BLACKLOCK	Honda - Repli-Cast UK	1:19.838	13	13	3.474	0.012	88.01
20	6		Martin GLOSSOP	Seel Honda - KRP / Bradley Smith Racing	1:20.527	9	9	4.163	0.689	87.26
21	32		Gavin LUPTON	Honda - smo-racing	1:20.878	12	13	4.514	0.351	86.88
22	86		Luke HARVEY	Honda - RV Racing	1:20.899	11	11	4.535	0.021	86.86
23	21		Tom STANFORD	Honda - Stanford Racing	1:21.865	13	15	5.501	0.966	85.83
24	99	C	Kasey WYATT	Honda - Repli-Cast UK	1:22.158	10	11	5.794	0.293	85.53
25	9	C	Niall CAMPBELL	Honda - Kinpac Racing	1:22.273	4	5	5.909	0.115	85.41
26	91		Ian STANFORD	Honda - Stanford Racing	1:22.420	15	15	6.056	0.147	85.25
27	41	C	Shaun WINFIELD	Honda - TAG Triumph	1:22.824	5	6	6.460	0.404	84.84
28	69	C	Joshua HARLAND	Honda -	1:23.013	9	12	6.649	0.189	84.65
29	16		Shaun HORSMAN	Honda - Symtry I.T. North	1:23.141	11	13	6.777	0.128	84.52
30	26	C	Nicole McALEER	Honda - Megabikes.ie	1:23.288	11	12	6.924	0.147	84.37
31	24		Ben BARRETT	Honda - SP125Racing / Lowerdale Autos	1:24.935	11	11	8.571	1.647	82.73
32	17	C	John McPHEE	Honda - McPhee Racing	1:25.008	10	10	8.644	0.073	82.66
33	2		Robbie STEWART	Honda - Repli-Cast UK	1:26.113	2	6	9.749	1.105	81.60

Weather / Track : Sunny / Dry

Snetterton
Circuit Length = 1.9520 miles
Start: 09:00 End: 09:21

2009 Relentless British 125GP Championship & ACU Academy Cup

FREE PRACTICE 1 - SECTOR ANALYSIS

2	Robbie STEWART				Repli-Cast UK						
1-	Out	95.5	51.149	106.7	1:39.076	4-	Out	87.4	48.924	93.2	1:35.870
2-	38.189	114.7	47.924	98.8	1:26.113	5-	43.471	84.2	In		10:25.075P
3-	41.189	92.3	In		4:07.488P	6-	Out	96.4	48.257	106.5	1:41.721
4	Philip WAKEFIELD				PWR / Sandbach Scrap Metal						
1-	Out	91.8	In		4:20.491P	7-	36.951	125.0	45.499	107.4	1:22.450
2-	Out	117.5	47.710	103.9	1:32.897	8-	36.871	115.5	46.268	106.0	1:23.139
3-	37.640	124.3	45.492	106.4	1:23.132	9-	36.578	125.4	44.193	103.6	1:20.771
4-	37.480	108.4	47.258	101.2	1:24.738	10-	36.371	125.4	43.744	104.5	1:20.115
5-	37.569	124.5	In		2:16.513P	11-	35.769	127.3	44.608	103.7	1:20.377
6-	Out	123.8	46.565	102.8	1:29.497	12-	35.776	125.4	43.792	102.9	1:19.568
6	Martin GLOSSOP				KRP / Bradley Smith Racing						
1-	Out	109.5	49.725	110.2	1:32.870	6-	36.113	125.9	45.728	112.4	1:21.841
2-	37.416	119.0	48.237	110.2	1:25.653	7-	37.047	125.9	44.993	110.0	1:22.040
3-	37.608	117.7	In		4:10.011P	8-	35.617	129.8	44.945	112.2	1:20.562
4-	Out	123.6	46.760	109.7	1:29.806	9-	35.566	132.6	44.961	111.7	1:20.527
5-	36.913	128.8	46.294	110.6	1:23.207						
7	Deane BROWN				C Colin Appleyard / Macadam Racing						
1-	Out	105.4	48.012	106.2	1:32.962	8-	35.646	126.1	43.797	110.0	1:19.443
2-	37.139	116.7	In		3:10.586P	9-	35.470	123.8	44.450	105.7	1:19.920
3-	Out	118.4	46.237	107.4	1:31.749	10-	35.749	126.4	43.877	108.1	1:19.626
4-	36.330	120.5	44.967	106.7	1:21.297	11-	35.385	128.8	43.009	105.8	1:18.394
5-	36.206	126.6	44.576	106.2	1:20.782	12-	35.366	126.4	43.232	107.9	1:18.598
6-	35.761	125.4	44.240	108.1	1:20.001	13-	35.538	126.6	46.216	104.5	1:21.754
7-	35.337	125.0	44.205	107.7	1:19.542	14-	35.878	125.7	43.985	108.1	1:19.863
8	Brian CLARK				Banks Racing/Express Racewear						
1-	Out	97.0	49.532	98.7	1:38.962	9-	36.252	133.2	43.983	109.8	1:20.235
2-	38.503	112.2	46.575	100.2	1:25.078	10-	35.394	132.4	43.813	112.6	1:19.207
3-	37.534	125.9	45.717	108.8	1:23.251	11-	35.108	132.9	43.199	110.9	1:18.307
4-	35.869	127.1	45.552	111.8	1:21.421	12-	34.747	134.2	43.224	111.7	1:17.971
5-	35.604	127.6	44.851	112.4	1:20.455	13-	35.782	132.9	43.149	110.9	1:18.931
6-	36.014	128.6	44.460	111.3	1:20.474	14-	34.720	134.2	42.777	110.6	1:17.497
7-	36.497	131.8	44.720	110.4	1:21.217	15-	34.919	132.4	43.077	110.7	1:17.996
8-	35.658	122.5	46.770	114.7	1:22.428						
9	Niall CAMPBELL				C Kinpac Racing						
1-	Out	102.9	50.170	98.4	1:40.480	4-	36.581	124.7	45.692	99.6	1:22.273
2-	38.806	114.5	48.366	99.4	1:27.172	5-	37.093	124.5	45.773	102.9	1:22.866
3-	37.745	114.1	47.403	103.6	1:25.148						
10	Peter SUTHERLAND				C Kinpac Racing						
1-	Out	109.8	1:12.374	111.1	1:56.025	6-	35.427	133.9	44.698	108.6	1:20.125
2-	37.210	114.1	49.262	113.2	1:26.472	7-	35.770	134.2	44.225	110.7	1:19.995
3-	36.322	128.3	45.130	114.1	1:21.452	8-	35.061	131.6	45.129	106.4	1:20.190
4-	36.087	120.5	44.545	112.6	1:20.632	9-	35.817	132.4	44.282	110.9	1:20.099
5-	35.528	133.9	45.364	109.7	1:20.892	10-	35.178	133.4	44.398	109.1	1:19.576
12	Edward RENDELL				Team Aztec GP						
1-	Out	99.7	50.042	100.5	1:36.475	7-	36.529	112.8	45.089	105.5	1:21.618
2-	40.530	100.8	50.222	103.9	1:30.752	8-	36.229	118.8	In		5:05.393P
3-	38.393	113.9	47.185	102.8	1:25.578	9-	Out	116.7	45.237	106.2	1:27.236
4-	37.657	112.4	47.357	105.2	1:25.014	10-	36.094	118.4	44.291	107.0	1:20.385
5-	37.462	110.9	46.039	105.8	1:23.501	11-	35.399	127.1	44.808	105.2	1:20.207
6-	36.712	117.5	45.760	105.2	1:22.472	12-	35.571	119.0	44.252	106.4	1:19.823
13	Rob GUIVER				SP125 / RG Racing						
1-	Out	105.5	In		5:35.899P	7-	35.286	132.4	43.845	109.7	1:19.131
2-	Out	112.6	47.766	107.7	1:32.710	8-	35.060	133.4	43.627	109.5	1:18.687
3-	36.307	125.2	44.883	108.8	1:21.190	9-	34.549	134.5	43.350	109.8	1:17.899

Snetterton
Circuit Length = 1.9520 miles
Start: 09:00 End: 09:21

Weather / Track : Sunny / Dry

2009 Relentless British 125GP Championship & ACU Academy Cup

FREE PRACTICE 1 - SECTOR ANALYSIS

4-	35.732	132.6	44.447	109.7	1:20.179	10-	35.585	132.4	43.424	109.7	1:19.009
5-	35.162	133.4	46.814	110.4	1:21.976	11-	34.600	134.2	42.779	108.9	1:17.379
6-	36.332	129.3	44.164	107.7	1:20.496	12-	34.712	133.4	42.972	107.5	1:17.684
16	Shaun HORSMAN					Symitry I.T. North					
1-	Out	96.8	52.874	89.1	1:41.010	8-	38.340	119.4	46.548	99.4	1:24.888
2-	41.110	104.5	In		2:24.802P	9-	37.677	113.4	45.895	101.5	1:23.572
3-	Out	102.9	48.688	98.3	1:32.260	10-	37.405	117.3	47.476	102.6	1:24.881
4-	39.258	105.7	48.437	98.5	1:27.695	11-	37.164	119.2	45.977	100.8	1:23.141
5-	39.213	109.5	47.271	99.0	1:26.484	12-	37.770	107.9	46.305	100.2	1:24.075
6-	38.658	107.0	47.712	101.7	1:26.370	13-	37.249	124.3	45.969	101.7	1:23.218
7-	37.871	121.6	46.698	102.5	1:24.569						
17	John McPHEE					C McPhee Racing					
1-	Out	96.4	In		5:31.699P	6-	38.931	113.4	52.648	101.7	1:31.579
2-	Out	102.6	55.775	90.0	1:46.030	7-	40.494	120.9	50.039	104.0	1:30.533
3-	42.808	109.5	53.892	96.6	1:36.700	8-	37.768	126.1	48.775	104.7	1:26.543
4-	41.660	113.7	52.298	102.9	1:33.958	9-	37.460	125.2	48.187	105.4	1:25.647
5-	39.375	117.1	49.688	103.9	1:29.063	10-	36.798	127.3	48.210	104.5	1:25.008
19	Michael HILL					TABOO Motorsport					
1-	Out	123.6	In		2:17.529P	7-	39.882	123.1	45.327	110.4	1:25.209
2-	Out	123.1	48.270	108.6	1:26.172	8-	34.717	132.6	43.354	110.0	1:18.071
3-	36.066	130.3	45.186	109.7	1:21.252	9-	36.093	132.9	43.349	110.0	1:19.442
4-	35.492	132.1	44.435	110.7	1:19.927	10-	34.694	134.5	43.563	110.4	1:18.257
5-	35.288	132.1	In		1:49.600P	11-	34.978	131.8	43.240	110.4	1:18.218
6-	Out	130.3	44.933	112.0	1:25.445						
21	Tom STANFORD					Stanford Racing					
1-	Out	117.1	49.272	104.4	1:33.528	9-	37.401	126.9	45.055	103.9	1:22.456
2-	38.550	125.9	47.504	104.2	1:26.054	10-	36.814	126.1	45.306	103.2	1:22.120
3-	38.693	127.1	47.117	102.3	1:25.810	11-	36.642	125.0	45.305	105.0	1:21.947
4-	37.971	125.4	46.629	102.8	1:24.600	12-	36.961	127.6	45.685	102.1	1:22.646
5-	37.665	125.0	46.573	104.9	1:24.238	13-	36.974	126.6	44.891	104.5	1:21.865
6-	37.469	125.9	46.054	102.6	1:23.523	14-	36.831	126.6	45.405	101.7	1:22.236
7-	37.145	125.9	46.276	104.5	1:23.421	15-	37.032	125.0	45.211	102.5	1:22.243
8-	37.034	125.7	46.208	106.0	1:23.242						
24	Ben BARRETT					SP125Racing / Lowerdale Autos					
1-	Out	90.0	59.878	84.3	1:56.547	7-	38.818	119.8	48.346	102.3	1:27.164
2-	44.924	96.1	In		3:55.505P	8-	38.786	120.1	48.165	103.1	1:26.951
3-	Out	96.0	56.610	89.0	1:46.553	9-	37.992	123.8	47.632	103.6	1:25.624
4-	41.576	110.0	50.900	97.8	1:32.476	10-	38.246	123.4	48.078	102.1	1:26.324
5-	40.611	115.1	49.408	103.4	1:30.019	11-	37.668	122.0	47.267	103.9	1:24.935
6-	38.971	114.7	48.359	103.7	1:27.330						
26	Nicole McALEER					C Megabikes.ie					
1-	Out	100.6	52.854	109.5	1:41.116	7-	37.479	114.5	46.795	110.9	1:24.274
2-	39.942	106.5	49.544	109.7	1:29.486	8-	37.166	123.1	46.494	110.0	1:23.660
3-	38.405	112.6	48.261	109.3	1:26.666	9-	36.997	116.1	46.511	111.3	1:23.508
4-	37.437	117.1	In		3:07.313P	10-	36.758	119.4	46.627	108.9	1:23.385
5-	Out	112.0	48.189	109.5	1:34.755	11-	36.982	115.7	46.306	109.7	1:23.288
6-	37.591	112.4	47.563	110.4	1:25.154	12-	36.721	117.5	46.589	110.4	1:23.310
27	Catherine GREEN					www.cgracing27.co.uk					
1-	Out	120.9	49.616	101.8	1:34.588	8-	36.313	126.4	44.818	108.1	1:21.131
2-	39.083	123.6	47.870	102.6	1:26.953	9-	36.451	128.3	44.758	109.5	1:21.209
3-	39.620	115.9	In		2:35.064P	10-	36.043	126.1	44.389	108.2	1:20.432
4-	Out	125.4	46.256	108.8	1:27.105	11-	35.908	124.5	44.643	109.7	1:20.551
5-	37.556	123.8	46.442	107.5	1:23.998	12-	36.124	121.8	44.393	109.8	1:20.517
6-	37.200	124.5	45.991	108.8	1:23.191	13-	35.750	129.6	44.169	108.1	1:19.919
7-	36.810	130.1	45.212	109.8	1:22.022	14-	35.956	130.1	43.870	109.1	1:19.826

Snetterton
Circuit Length = 1.9520 miles
Start: 09:00 End: 09:21

Weather / Track : Sunny / Dry

2009 Relentless British 125GP Championship & ACU Academy Cup

FREE PRACTICE 1 - SECTOR ANALYSIS

28	Jon VINCENT				Molly / GRF Heavy Transport						
1-	Out	100.3	In		6:26.298P	6-	35.871	123.4	44.915	107.2	1:20.786
2-	Out	98.7	48.752	107.0	1:33.739	7-	35.664	127.6	44.080	107.9	1:19.744
3-	37.366	119.2	46.474	107.7	1:23.840	8-	35.523	130.3	44.190	106.7	1:19.713
4-	36.281	127.3	45.812	107.7	1:22.093	9-	35.642	130.3	44.422	107.0	1:20.064
5-	36.124	126.9	44.304	108.4	1:20.428						
29	James LODGE				KRP / Earnshaws Motorcycles						
1-	Out	128.6	46.412	111.3	1:26.376	7-	35.271	132.6	44.180	111.3	1:19.451
2-	35.544	132.9	45.744	111.1	1:21.288	8-	35.196	131.6	44.134	111.7	1:19.330
3-	35.684	129.6	In		4:12.271P	9-	35.004	132.4	43.694	111.5	1:18.698
4-	Out	125.2	45.288	110.4	1:23.896	10-	34.718	131.6	44.081	112.4	1:18.799
5-	36.246	132.9	44.641	110.2	1:20.887	11-	34.864	130.8	43.319	110.6	1:18.183
6-	35.693	133.4	44.819	110.7	1:20.512						
32	Gavin LUPTON				smo-racing						
1-	Out	99.1	51.319	103.2	1:38.942	8-	36.635	125.0	45.908	110.6	1:22.543
2-	38.909	113.7	49.867	110.7	1:28.776	9-	36.246	125.9	In		2:43.006P
3-	41.086	101.8	47.469	110.7	1:28.555	10-	Out	128.8	46.365	109.5	1:27.564
4-	38.579	125.7	48.688	110.0	1:27.267	11-	35.858	127.6	45.220	109.5	1:21.078
5-	37.120	124.5	47.796	109.5	1:24.916	12-	36.047	127.6	44.831	109.5	1:20.878
6-	37.402	120.1	46.674	108.9	1:24.076	13-	36.410	130.8	45.146	109.3	1:21.556
7-	36.605	125.4	46.096	110.6	1:22.701						
41	Shaun WINFIELD				C TAG Triumph						
1-	Out	99.4	49.847	105.8	1:35.263	4-	Out	115.7	46.262	105.5	1:28.500
2-	38.517	119.8	48.218	105.5	1:26.735	5-	36.904	119.6	45.920	107.9	1:22.824
3-	38.297	118.1	In		2:46.165P	6-	36.978	124.7	46.476	105.8	1:23.454
46	Ross WALKER				C Ross Walker Racing						
1-	Out	106.7	49.196	108.4	1:32.662	7-	Out	116.9	46.317	106.4	1:26.477
2-	40.168	107.2	50.453	107.5	1:30.621	8-	36.231	125.4	44.282	107.2	1:20.513
3-	38.480	114.1	47.696	106.4	1:26.176	9-	35.707	129.3	44.276	107.4	1:19.983
4-	37.515	123.1	47.009	106.9	1:24.524	10-	35.564	128.8	44.241	107.4	1:19.805
5-	36.860	119.8	46.090	108.1	1:22.950	11-	35.363	127.8	43.896	107.4	1:19.259
6-	36.547	120.9	In		6:35.485P						
50	Tim HASTINGS				C KRP / Bradley Smith Racing						
1-	Out	99.7	49.231	102.9	1:34.055	9-	35.400	130.3	43.619	111.8	1:19.019
2-	37.507	114.1	46.801	107.4	1:24.308	10-	34.139	134.2	43.250	111.5	1:17.389
3-	37.297	113.4	45.919	106.4	1:23.216	11-	34.448	132.6	42.961	111.3	1:17.409
4-	36.204	124.3	45.152	106.5	1:21.356	12-	34.263	132.9	43.776	111.1	1:18.039
5-	35.906	119.8	44.993	106.0	1:20.899	13-	34.112	133.2	42.884	109.8	1:16.996
6-	35.803	128.3	44.989	103.9	1:20.792	14-	34.228	133.2	42.335	110.6	1:16.563
7-	35.960	119.8	44.649	107.0	1:20.609	15-	34.413	134.5	42.717	110.2	1:17.130
8-	36.058	129.1	44.335	107.5	1:20.393						
52	Adam BLACKLOCK				C Repli-Cast UK						
1-	Out	94.5	In		3:04.166P	8-	35.849	134.2	In		2:31.889P
2-	Out	102.5	48.070	108.1	1:31.304	9-	Out	124.5	45.210	108.8	1:24.979
3-	38.251	112.2	46.921	106.2	1:25.172	10-	35.948	130.3	44.579	108.8	1:20.527
4-	37.034	120.7	46.229	107.7	1:23.263	11-	35.732	131.6	45.586	110.4	1:21.318
5-	37.009	120.1	45.731	107.4	1:22.740	12-	35.462	133.9	45.053	105.7	1:20.515
6-	35.946	125.2	45.332	109.8	1:21.278	13-	35.796	132.9	44.042	108.9	1:19.838
7-	36.086	125.4	46.310	109.7	1:22.396						
61	Paul JORDAN				KRP / Bradley Smith Racing						
1-	Out	129.1	47.573	111.7	1:28.455	8-	Out	129.8	45.052	110.7	1:26.883
2-	36.112	126.4	48.365	110.6	1:24.477	9-	36.313	124.3	44.558	111.8	1:20.871
3-	35.493	123.1	46.070	110.7	1:21.563	10-	35.624	127.8	44.540	113.4	1:20.164
4-	35.412	128.6	45.129	110.9	1:20.541	11-	35.186	128.1	44.024	110.7	1:19.210
5-	35.725	130.3	45.333	111.7	1:21.058	12-	34.853	131.1	43.922	111.5	1:18.775
6-	37.269	114.9	47.927	110.9	1:25.196	13-	40.135	107.7	48.855	95.7	1:28.990

Snetterton
Circuit Length = 1.9520 miles
Start: 09:00 End: 09:21

Weather / Track : Sunny / Dry

2009 Relentless British 125GP Championship & ACU Academy Cup

FREE PRACTICE 1 - SECTOR ANALYSIS

7-	37.010	118.1	In		3:32.752P						
66	Tom HAYWARD					KRP / Daniel Weston Racing					
1-	Out	111.3	In		2:48.895P	6-	35.892	129.1	44.432	112.6	1:20.324
2-	Out	117.1	46.774	111.5	1:29.161	7-	35.412	134.8	44.695	111.3	1:20.107
3-	35.716	125.2	In		3:31.741P	8-	35.058	133.9	43.786	110.2	1:18.844
4-	Out	115.3	46.196	110.0	1:26.517	9-	35.091	133.2	43.691	110.4	1:18.782
5-	35.444	132.9	44.690	111.8	1:20.134	10-	34.436	134.8	43.523	109.5	1:17.959
69	Joshua HARLAND					C					
1-	Out	92.3	53.879	94.0	1:41.824	7-	37.622	109.3	46.919	105.8	1:24.541
2-	44.141	91.1	In		3:11.027P	8-	37.371	108.6	46.354	106.7	1:23.725
3-	Out	96.4	49.602	105.8	1:32.950	9-	36.472	119.8	46.541	105.2	1:23.013
4-	39.875	104.5	49.790	104.4	1:29.665	10-	37.037	120.3	46.330	103.9	1:23.367
5-	39.123	104.5	48.354	108.4	1:27.477	11-	37.350	117.7	46.554	106.2	1:23.904
6-	37.913	110.0	47.390	109.3	1:25.303	12-	37.287	112.2	47.798	100.2	1:25.085
72	Connor BEHAN					SP125 / Express Forklifts					
1-	Out	126.1	47.133	105.7	1:31.976	8-	34.952	130.1	43.050	108.9	1:18.002
2-	36.626	105.0	In		3:09.557P	9-	34.875	129.6	42.896	109.8	1:17.771
3-	Out	125.9	44.984	107.5	1:26.879	10-	34.482	129.3	42.366	107.0	1:16.848
4-	35.729	129.1	44.488	106.5	1:20.217	11-	35.009	129.3	42.375	108.6	1:17.384
5-	35.483	128.8	43.940	107.2	1:19.423	12-	34.391	127.8	42.522	106.9	1:16.913
6-	35.397	127.8	43.778	107.0	1:19.175	13-	34.362	131.6	42.002	107.4	1:16.364
7-	35.155	128.8	42.770	107.0	1:17.925						
77	Taylor MACKENZIE					C MMCG Motorpoint					
1-	Out	106.4	48.788	110.4	1:30.664	9-	35.464	130.8	43.869	110.4	1:19.333
2-	36.847	122.7	46.714	110.2	1:23.561	10-	35.280	130.8	44.128	111.1	1:19.408
3-	37.577	126.9	44.903	107.9	1:22.480	11-	34.946	131.6	43.651	110.0	1:18.597
4-	36.563	128.3	45.077	107.2	1:21.640	12-	34.824	131.1	43.332	110.4	1:18.156
5-	36.470	127.1	45.016	108.6	1:21.486	13-	35.309	126.1	45.044	108.2	1:20.353
6-	36.096	130.3	45.015	107.7	1:21.111	14-	35.242	130.6	43.297	109.3	1:18.539
7-	35.690	130.3	44.456	108.9	1:20.146	15-	35.855	129.8	43.772	108.8	1:19.627
8-	35.615	130.6	43.938	108.6	1:19.553						
86	Luke HARVEY					RV Racing					
1-	Out	120.5	50.038	106.0	1:33.229	7-	36.871	126.4	46.257	108.1	1:23.128
2-	38.889	129.6	In		3:30.771P	8-	36.816	127.8	In		3:40.534P
3-	Out	131.1	47.229	107.0	1:28.723	9-	Out	127.1	46.059	106.2	1:30.411
4-	36.533	131.6	45.474	106.0	1:22.007	10-	36.470	130.1	44.857	108.4	1:21.327
5-	37.002	131.1	45.223	105.4	1:22.225	11-	36.131	130.8	44.768	106.0	1:20.899
6-	37.159	125.0	45.820	108.1	1:22.979						
87	Lee COSTELLO					Vent-Axia / www.sp125racing.com					
1-	Out	95.2	51.858	95.2	1:39.515	7-	36.238	125.4	45.352	106.2	1:21.590
2-	40.118	101.4	48.924	100.5	1:29.042	8-	35.550	130.3	44.655	106.7	1:20.205
3-	38.148	108.8	In		3:25.557P	9-	35.601	127.8	44.173	107.2	1:19.774
4-	Out	122.9	46.994	105.2	1:28.659	10-	34.958	129.3	44.280	105.2	1:19.238
5-	36.816	125.7	46.790	106.2	1:23.606	11-	35.103	128.6	45.425	106.2	1:20.528
6-	36.207	127.3	45.026	107.0	1:21.233	12-	35.412	128.8	44.083	106.7	1:19.495
91	Ian STANFORD					Stanford Racing					
1-	Out	114.9	49.486	107.7	1:33.554	9-	37.042	127.8	46.505	105.7	1:23.547
2-	38.069	130.3	47.475	106.4	1:25.544	10-	37.076	129.8	46.849	108.6	1:23.925
3-	37.541	125.9	46.667	106.0	1:24.208	11-	36.559	130.3	46.046	107.4	1:22.605
4-	37.326	127.8	46.424	106.2	1:23.750	12-	36.740	129.6	45.985	107.5	1:22.725
5-	36.656	128.3	47.034	106.4	1:23.690	13-	36.643	131.3	45.922	108.6	1:22.565
6-	37.510	120.5	47.495	105.7	1:25.005	14-	36.430	131.6	46.165	106.9	1:22.595
7-	37.309	126.9	46.265	107.0	1:23.574	15-	36.459	129.8	45.961	107.2	1:22.420
8-	37.091	129.6	47.585	107.2	1:24.676						
96	Ryan SAXELBY					KRP / Bradley Smith Racing					
1-	Out	131.8	45.585	109.5	1:25.738	7-	35.404	130.3	44.432	110.9	1:19.836

Snetterton
Circuit Length = 1.9520 miles
Start: 09:00 End: 09:21

Weather / Track : Sunny / Dry

2009 Relentless British 125GP Championship & ACU Academy Cup
FREE PRACTICE 1 - SECTOR ANALYSIS

2-	35.792	133.2	In		1:54.542P	8-	35.260	127.6	45.398	110.2	1:20.658
3-	Out	123.8	46.861	112.0	1:26.656	9-	35.024	133.7	43.958	110.9	1:18.982
4-	36.018	131.8	45.534	110.0	1:21.552	10-	35.069	133.9	43.377	109.3	1:18.446
5-	35.732	133.7	In		5:30.988P	11-	34.968	133.9	43.760	108.2	1:18.728
6-	Out	130.8	45.193	109.7	1:23.279	12-	35.043	131.6	43.255	112.0	1:18.298
99	Kasey WYATT					C Repli-Cast UK					
1-	Out	94.9	In		3:03.914P	7-	36.918	120.1	46.087	108.2	1:23.005
2-	Out	108.6	48.152	109.1	1:32.493	8-	36.399	120.3	46.201	109.1	1:22.600
3-	37.927	113.6	In		2:27.382P	9-	36.384	126.6	46.326	106.5	1:22.710
4-	Out	108.2	47.885	107.4	1:30.324	10-	36.476	124.5	45.682	107.4	1:22.158
5-	37.512	117.3	47.382	108.1	1:24.894	11-	39.951	121.6	47.317	107.2	1:27.268
6-	37.808	115.9	47.196	108.1	1:25.004						

2009 Relentless British 125GP Championship & ACU Academy Cup

FREE PRACTICE 1 - SPEED TRAPS

SECTOR 1				SECTOR 2			FINISH LINE		
POS	NO	NAME	MPH	NO	NAME	MPH	NO	NAME	MPH
1	66	Tom HAYWARD	134.8				8	Brian CLARK	114.7
2	13	Rob GUIVER	134.5				10	Peter SUTHERLAND	114.1
3	19	Michael HILL	134.5				61	Paul JORDAN	113.4
4	50	Tim HASTINGS	134.5				66	Tom HAYWARD	112.6
5	8	Brian CLARK	134.2				6	Martin GLOSSOP	112.4
6	10	Peter SUTHERLAND	134.2				29	James LODGE	112.4
7	52	Adam BLACKLOCK	134.2				19	Michael HILL	112.0
8	96	Ryan SAXELBY	133.9				96	Ryan SAXELBY	112.0
9	29	James LODGE	133.4				50	Tim HASTINGS	111.8
10	6	Martin GLOSSOP	132.6				26	Nicole McALEER	111.3
11	72	Connor BEHAN	131.6				77	Taylor MACKENZIE	111.1
12	77	Taylor MACKENZIE	131.6				32	Gavin LUPTON	110.7
13	86	Luke HARVEY	131.6				13	Rob GUIVER	110.4
14	91	Ian STANFORD	131.6				52	Adam BLACKLOCK	110.4
15	61	Paul JORDAN	131.1				7	Deane BROWN	110.0
16	32	Gavin LUPTON	130.8				27	Catherine GREEN	109.8
17	28	Jon VINCENT	130.3				72	Connor BEHAN	109.8
18	87	Lee COSTELLO	130.3				69	Joshua HARLAND	109.3
19	27	Catherine GREEN	130.1				99	Kasey WYATT	109.1
20	46	Ross WALKER	129.3				91	Ian STANFORD	108.6
21	7	Deane BROWN	128.8				28	Jon VINCENT	108.4
22	21	Tom STANFORD	127.6				46	Ross WALKER	108.4
23	4	Phillip WAKEFIELD	127.3				86	Luke HARVEY	108.4
24	17	John McPHEE	127.3				41	Shaun WINFIELD	107.9
25	12	Edward RENDELL	127.1				4	Phillip WAKEFIELD	107.4
26	99	Kasey WYATT	127.1				87	Lee COSTELLO	107.2
27	9	Niall CAMPBELL	124.7				12	Edward RENDELL	107.0
28	41	Shaun WINFIELD	124.7				2	Robbie STEWART	106.7
29	16	Shaun HORSMAN	124.3				21	Tom STANFORD	106.0
30	24	Ben BARRETT	123.8				17	John McPHEE	105.4
31	26	Nicole McALEER	123.1				24	Ben BARRETT	103.9
32	69	Joshua HARLAND	120.3				9	Niall CAMPBELL	103.6
33	2	Robbie STEWART	116.1				16	Shaun HORSMAN	102.6

Weather / Track : Sunny / Dry

www.tsl-timing.com

Snetterton
Circuit Length = 1.9520 miles
Start: 09:00 End: 09:21

Printed - 09.22 Friday, 19 June 2009

2009 Relentless British 125GP Championship & ACU Academy Cup

FREE PRACTICE 1 - BEST SECTORS

SECTOR 1			SECTOR 2			IDEAL / BEST COMPARISON						
POS	NO	NAME	TIME	NO	NAME	TIME	POS	NO	NAME	IDEAL	BEST	DIFF
1	50	HASTINGS	34.112	72	BEHAN	42.002	1	72	BEHAN	1:16.364	1:16.364	0.000
2	72	BEHAN	34.362	50	HASTINGS	42.335	2	50	HASTINGS	1:16.447	1:16.563	0.116
3	66	HAYWARD	34.436	8	CLARK	42.777	3	13	GUIVER	1:17.328	1:17.379	0.051
4	13	GUIVER	34.549	13	GUIVER	42.779	4	8	CLARK	1:17.497	1:17.497	0.000
5	19	HILL	34.694	7	BROWN	43.009	5	19	HILL	1:17.934	1:18.071	0.137
6	29	LODGE	34.718	19	HILL	43.240	6	66	HAYWARD	1:17.959	1:17.959	0.000
7	8	CLARK	34.720	96	SAXELBY	43.255	7	29	LODGE	1:18.037	1:18.183	0.146
8	77	MACKENZIE	34.824	77	MACKENZIE	43.297	8	77	MACKENZIE	1:18.121	1:18.156	0.035
9	61	JORDAN	34.853	29	LODGE	43.319	9	96	SAXELBY	1:18.223	1:18.298	0.075
10	87	COSTELLO	34.958	66	HAYWARD	43.523	10	7	BROWN	1:18.346	1:18.394	0.048
11	96	SAXELBY	34.968	4	WAKEFIELD	43.744	11	61	JORDAN	1:18.775	1:18.775	0.000
12	10	SUTHERLAND	35.061	27	GREEN	43.870	12	87	COSTELLO	1:19.041	1:19.238	0.197
13	6	GLOSSOP	35.330	46	WALKER	43.896	13	46	WALKER	1:19.259	1:19.259	0.000
14	7	BROWN	35.337	61	JORDAN	43.922	14	10	SUTHERLAND	1:19.286	1:19.576	0.290
15	46	WALKER	35.363	52	BLACKLOCK	44.042	15	52	BLACKLOCK	1:19.504	1:19.838	0.334
16	12	RENDELL	35.399	28	VINCENT	44.080	16	4	WAKEFIELD	1:19.513	1:19.568	0.055
17	52	BLACKLOCK	35.462	87	COSTELLO	44.083	17	28	VINCENT	1:19.603	1:19.713	0.110
18	28	VINCENT	35.523	10	SUTHERLAND	44.225	18	27	GREEN	1:19.620	1:19.826	0.206
19	27	GREEN	35.750	12	RENDELL	44.252	19	12	RENDELL	1:19.651	1:19.823	0.172
20	4	WAKEFIELD	35.769	86	HARVEY	44.768	20	6	GLOSSOP	1:20.275	1:20.527	0.252
21	32	LUPTON	35.858	32	LUPTON	44.831	21	32	LUPTON	1:20.689	1:20.878	0.189
22	86	HARVEY	36.131	21	STANFORD	44.891	22	86	HARVEY	1:20.899	1:20.899	0.000
23	99	WYATT	36.384	6	GLOSSOP	44.945	23	21	STANFORD	1:21.533	1:21.865	0.332
24	91	STANFORD	36.430	99	WYATT	45.682	24	99	WYATT	1:22.066	1:22.158	0.092
25	69	HARLAND	36.472	9	CAMPBELL	45.692	25	9	CAMPBELL	1:22.273	1:22.273	0.000
26	41	WINFIELD	36.533	16	HORSMAN	45.895	26	91	STANFORD	1:22.352	1:22.420	0.068
27	9	CAMPBELL	36.581	41	WINFIELD	45.920	27	41	WINFIELD	1:22.453	1:22.824	0.371
28	21	STANFORD	36.642	91	STANFORD	45.922	28	69	HARLAND	1:22.802	1:23.013	0.211
29	26	McALEER	36.721	26	McALEER	46.306	29	26	McALEER	1:23.027	1:23.288	0.261
30	17	McPHEE	36.798	69	HARLAND	46.330	30	16	HORSMAN	1:23.059	1:23.141	0.082
31	16	HORSMAN	37.164	24	BARRETT	47.267	31	24	BARRETT	1:24.935	1:24.935	0.000
32	24	BARRETT	37.668	2	STEWART	47.924	32	17	McPHEE	1:24.985	1:25.008	0.023
33	2	STEWART	38.189	17	McPHEE	48.187	33	2	STEWART	1:26.113	1:26.113	0.000
Perfect lap										1:16.114		

2009 Relentless British 125GP Championship & ACU Academy Cup

FREE PRACTICE 2 - CLASSIFICATION

POS	NO	CL	NAME	ENTRY	TIME	ON	LAPS	GAP	DIFF	MPH
1	29		James LODGE	Honda - KRP / Earnshaws Motorcycles	1:14.986	13	14			93.71
2	50	C	Tim HASTINGS	Honda - KRP / Bradley Smith Racing	1:15.035	12	13	0.049	0.049	93.65
3	6		Martin GLOSSOP	Seel Honda - KRP / Bradley Smith Racing	1:15.109	13	14	0.123	0.074	93.55
4	72		Connor BEHAN	Honda - SP125 / Express Forklifts	1:15.184	14	14	0.198	0.075	93.46
5	8		Brian CLARK	Honda - Banks Racing/Express Racewear	1:15.651	15	15	0.665	0.467	92.88
6	13		Rob GUIVER	Honda - SP125 / RG Racing	1:15.880	6	6	0.894	0.229	92.60
7	87		Lee COSTELLO	Honda - Vent-Axia / www.sp125racing.com	1:16.018	12	14	1.032	0.138	92.44
8	66		Tom HAYWARD	Honda - KRP / Daniel Weston Racing	1:16.136	12	13	1.150	0.118	92.29
9	96		Ryan SAXELBY	Honda - KRP / Bradley Smith Racing	1:16.528	12	13	1.542	0.392	91.82
10	19		Michael HILL	Honda - TABOO Motorsport	1:16.572	10	10	1.586	0.044	91.77
11	46	C	Ross WALKER	Honda - Ross Walker Racing	1:16.750	7	12	1.764	0.178	91.55
12	77	C	Taylor MACKENZIE	Honda - MMCG Motorpoint	1:17.155	10	15	2.169	0.405	91.07
13	61		Paul JORDAN	Honda - KRP / Bradley Smith Racing	1:17.254	3	4	2.268	0.099	90.96
14	4		Philip WAKEFIELD	Honda - PWR / Sandbach Scrap Metal	1:17.258	7	14	2.272	0.004	90.95
15	28		Jon VINCENT	Honda - Molly / GRF Heavy Transport	1:17.465	12	12	2.479	0.207	90.71
16	52	C	Adam BLACKLOCK	Honda - Repli-Cast UK	1:17.486	7	14	2.500	0.021	90.68
17	16		Shaun HORSMAN	Honda - Symitry I.T. North	1:17.524	13	14	2.538	0.038	90.64
18	7	C	Deane BROWN	Honda - Colin Appleyard / Macadam Racing	1:17.594	7	10	2.608	0.070	90.56
19	27		Catherine GREEN	Honda - www.cgracing27.co.uk	1:17.674	14	14	2.688	0.080	90.46
20	12		Edward RENDELL	Honda - Team Aztec GP	1:17.947	4	7	2.961	0.273	90.15
21	41	C	Shaun WINFIELD	Honda - TAG Triumph	1:18.222	8	11	3.236	0.275	89.83
22	26	C	Nicole McALEER	Honda - Megabikes.ie	1:19.504	12	14	4.518	1.282	88.38
23	32		Gavin LUPTON	Honda - smo-racing	1:19.668	11	15	4.682	0.164	88.20
24	86		Luke HARVEY	Honda - RV Racing	1:19.737	3	3	4.751	0.069	88.12
25	91		Ian STANFORD	Honda - Stanford Racing	1:19.824	7	12	4.838	0.087	88.03
26	69	C	Joshua HARLAND	Honda -	1:20.094	11	11	5.108	0.270	87.73
27	21		Tom STANFORD	Honda - Stanford Racing	1:20.193	12	14	5.207	0.099	87.62
28	2		Robbie STEWART	Honda - Repli-Cast UK	1:20.223	3	4	5.237	0.030	87.59
29	17	C	John McPHEE	Honda - McPhee Racing	1:20.330	10	14	5.344	0.107	87.47
30	99	C	Kasey WYATT	Honda - Repli-Cast UK	1:20.615	5	12	5.629	0.285	87.16
31	24		Ben BARRETT	Honda - SP125Racing / Lowerdale Autos	1:21.067	12	13	6.081	0.452	86.68
32	11	C	Tom WEEDEN	Honda - TABOO Motorsport Junior Team	1:21.343	11	13	6.357	0.276	86.38
33	9	C	Niall CAMPBELL	Honda - Kinpac Racing	1:22.068	5	6	7.082	0.725	85.62
34	10	C	Peter SUTHERLAND	Aprillia - Kinpac Racing	1:26.565	1	1	11.579	4.497	81.17

Weather / Track : Sunny / Dry

Snetterton
Circuit Length = 1.9520 miles
Start: 11:22 End: 11:43

2009 Relentless British 125GP Championship & ACU Academy Cup
FREE PRACTICE 2 - SECTOR ANALYSIS

2	Robbie STEWART				Repli-Cast UK						
1-	Out	99.6	47.595	110.2	1:39.152	3-	36.584	129.6	43.639	109.8	1:20.223
2-	35.912	128.3	47.530	93.2	1:23.442	4-	40.446	90.7	In		6:30.775P
4	Philip WAKEFIELD				PWR / Sandbach Scrap Metal						
1-	Out	110.7	46.915	105.0	1:34.743	8-	35.365	126.9	In		2:36.800P
2-	36.201	125.4	43.926	105.7	1:20.127	9-	Out	111.3	44.482	107.9	1:31.371
3-	35.602	126.6	43.096	107.0	1:18.698	10-	35.681	126.9	42.950	104.9	1:18.631
4-	35.210	128.1	43.174	108.4	1:18.384	11-	35.307	125.9	42.743	104.7	1:18.050
5-	35.063	129.3	42.523	107.9	1:17.586	12-	35.200	126.9	42.597	106.5	1:17.797
6-	35.052	128.8	42.730	107.4	1:17.782	13-	35.197	125.7	42.436	105.8	1:17.633
7-	35.133	126.4	42.125	107.5	1:17.258	14-	35.210	127.6	42.644	107.0	1:17.854
6	Martin GLOSSOP				KRP / Bradley Smith Racing						
1-	Out	128.6	44.626	110.4	1:25.749	8-	34.442	135.0	42.940	110.6	1:17.382
2-	35.167	134.5	42.531	114.7	1:17.698	9-	33.850	135.0	42.422	112.6	1:16.272
3-	34.762	134.8	42.822	112.0	1:17.584	10-	33.920	133.9	41.768	110.2	1:15.688
4-	34.887	133.2	In		2:36.616P	11-	34.166	133.2	41.999	112.2	1:16.165
5-	Out	130.3	42.411	112.2	1:19.895	12-	34.076	135.3	41.676	113.7	1:15.752
6-	34.601	134.2	43.411	112.8	1:18.012	13-	33.561	136.4	41.548	114.3	1:15.109
7-	34.181	136.1	59.254	108.9	1:33.435	14-	33.940	135.3	42.117	112.2	1:16.057
7	Deane BROWN				C Colin Appleyard / Macadam Racing						
1-	Out	123.6	44.687	107.2	1:30.973	6-	35.339	125.9	44.626	106.5	1:19.965
2-	35.876	126.9	43.614	110.6	1:19.490	7-	35.111	127.6	42.483	109.7	1:17.594
3-	36.262	128.8	51.419	106.4	1:27.681	8-	34.976	128.6	42.774	108.1	1:17.750
4-	35.765	122.7	43.885	107.5	1:19.650	9-	35.100	127.8	In		3:04.117P
5-	35.498	127.8	43.323	106.2	1:18.821	10-	Out	123.1	43.111	110.4	1:27.702
8	Brian CLARK				Banks Racing/Express Racewear						
1-	Out	110.2	45.705	113.6	1:31.439	9-	34.845	131.1	43.777	113.7	1:18.622
2-	34.998	133.4	41.894	114.1	1:16.892	10-	34.312	133.9	41.796	112.6	1:16.108
3-	34.060	134.5	41.790	113.4	1:15.850	11-	34.104	132.9	41.655	111.7	1:15.759
4-	35.415	133.7	42.599	113.7	1:18.014	12-	34.582	130.8	41.822	111.1	1:16.404
5-	33.906	135.8	42.023	112.8	1:15.929	13-	35.290	130.6	56.203	111.7	1:31.493
6-	34.186	132.4	42.215	113.6	1:16.401	14-	34.452	132.6	41.704	113.6	1:16.156
7-	34.417	135.0	42.106	112.2	1:16.523	15-	34.015	133.2	41.636	112.4	1:15.651
8-	34.239	132.9	42.148	112.0	1:16.387						
9	Niall CAMPBELL				C Kinpac Racing						
1-	Out	112.2	48.564	102.1	1:36.346	4-	36.838	127.3	45.337	101.8	1:22.175
2-	39.536	119.8	45.407	105.8	1:24.943	5-	36.890	125.7	45.178	102.9	1:22.068
3-	37.261	125.0	45.914	101.1	1:23.175	6-	37.225	123.6	45.418	101.5	1:22.643
10	Peter SUTHERLAND				C Kinpac Racing						
1-	Out	129.6	45.039	111.8	1:26.565						
11	Tom WEEDEN				C TABOO Motorsport Junior Team						
1-	Out	112.8	49.843	100.0	1:34.289	8-	37.281	120.7	45.820	106.5	1:23.101
2-	39.098	113.0	47.867	104.4	1:26.965	9-	37.191	124.3	46.283	106.5	1:23.474
3-	38.358	123.1	49.495	99.4	1:27.853	10-	37.292	125.2	45.649	105.8	1:22.941
4-	39.666	110.6	48.373	102.1	1:28.039	11-	36.873	125.9	44.470	107.5	1:21.343
5-	38.814	122.5	47.189	102.5	1:26.003	12-	37.563	122.7	45.135	105.4	1:22.698
6-	38.424	110.6	In		2:39.889P	13-	36.346	125.0	45.514	104.4	1:21.860
7-	Out	118.8	45.848	107.7	1:25.718						
12	Edward RENDELL				Team Aztec GP						
1-	Out	127.3	44.623	108.1	1:26.718	5-	35.379	128.3	42.727	107.2	1:18.106
2-	35.318	126.6	43.342	110.2	1:18.660	6-	35.074	128.1	42.943	108.1	1:18.017
3-	35.039	128.6	43.741	107.5	1:18.780	7-	34.724	128.6	In		2:08.773P
4-	34.693	129.3	43.254	110.9	1:17.947						

Snetterton
Circuit Length = 1.9520 miles
Start: 11:22 End: 11:43

Weather / Track : Sunny / Dry

2009 Relentless British 125GP Championship & ACU Academy Cup

FREE PRACTICE 2 - SECTOR ANALYSIS

13	Rob GUIVER	SP125 / RG Racing									
1-	Out	104.0	44.658	108.4	1:30.880	4-	34.319	132.6	43.594	109.3	1:17.913
2-	34.934	130.3	42.772	110.0	1:17.706	5-	34.060	131.6	43.029	109.3	1:17.089
3-	34.166	130.6	42.160	110.6	1:16.326	6-	34.274	132.6	41.606	110.4	1:15.880
16	Shaun HORSMAN	Symitry I.T. North									
1-	Out	120.3	45.764	108.9	1:29.510	8-	Out	128.8	43.989	108.4	1:27.429
2-	36.718	126.9	45.281	107.4	1:21.999	9-	35.154	130.3	44.595	110.2	1:19.749
3-	36.505	131.1	44.886	106.2	1:21.391	10-	35.268	130.8	43.615	108.6	1:18.883
4-	35.869	132.1	In		2:00.313P	11-	34.976	131.1	43.013	107.7	1:17.989
5-	Out	129.1	44.832	107.4	1:24.803	12-	34.976	131.1	43.544	107.4	1:18.520
6-	35.692	130.8	43.793	107.5	1:19.485	13-	34.924	131.1	42.600	109.7	1:17.524
7-	35.308	130.3	In		1:33.964P	14-	34.651	131.8	42.909	108.4	1:17.560
17	John McPHEE	C McPhee Racing									
1-	Out	122.5	47.387	106.9	1:30.976	8-	36.287	125.7	52.274	105.7	1:28.561
2-	36.952	125.9	48.027	106.0	1:24.979	9-	36.168	126.9	45.571	108.4	1:21.739
3-	36.676	127.3	48.299	107.0	1:24.975	10-	35.536	131.3	44.794	107.2	1:20.330
4-	36.069	131.8	46.318	105.7	1:22.387	11-	35.892	128.1	46.808	107.0	1:22.700
5-	36.293	129.3	47.288	106.4	1:23.581	12-	35.995	127.8	45.048	107.0	1:21.043
6-	36.647	130.8	47.347	108.6	1:23.994	13-	36.177	126.9	47.264	105.8	1:23.441
7-	36.067	122.9	46.322	106.9	1:22.389	14-	35.933	127.8	45.718	106.9	1:21.651
19	Michael HILL	TABOO Motorsport									
1-	Out	122.2	In		5:34.685P	6-	34.812	132.1	42.998	109.7	1:17.810
2-	Out	123.8	45.594	104.4	1:28.673	7-	34.757	131.8	42.396	109.7	1:17.153
3-	36.043	125.9	44.444	104.0	1:20.487	8-	34.507	133.2	42.560	110.2	1:17.067
4-	35.957	125.2	In		4:48.838P	9-	34.217	132.9	43.663	109.7	1:17.880
5-	Out	131.8	43.445	111.5	1:20.468	10-	34.230	133.4	42.342	109.3	1:16.572
21	Tom STANFORD	Stanford Racing									
1-	Out	112.4	47.259	102.1	1:31.661	8-	36.304	127.6	44.024	104.2	1:20.328
2-	37.288	124.0	45.195	104.4	1:22.483	9-	36.561	124.3	44.163	103.2	1:20.724
3-	36.605	125.9	44.558	102.5	1:21.163	10-	36.816	123.8	44.129	103.4	1:20.945
4-	37.778	124.3	45.296	104.0	1:23.074	11-	36.513	122.5	43.982	102.5	1:20.495
5-	37.541	126.4	44.867	103.2	1:22.408	12-	36.572	122.7	43.621	102.5	1:20.193
6-	36.571	126.1	44.273	104.4	1:20.844	13-	36.956	123.1	43.828	104.2	1:20.784
7-	36.729	123.8	44.304	103.7	1:21.033	14-	36.541	123.6	43.658	103.1	1:20.199
24	Ben BARRETT	SP125Racing / Lowerdale Autos									
1-	Out	112.4	49.265	105.5	1:33.002	8-	36.847	125.9	45.463	103.9	1:22.310
2-	38.169	123.6	46.769	105.8	1:24.938	9-	36.798	126.1	44.529	104.7	1:21.327
3-	37.631	125.7	46.885	105.4	1:24.516	10-	36.875	125.2	In		3:18.251P
4-	37.726	125.4	45.765	105.4	1:23.491	11-	Out	123.8	45.966	106.5	1:27.371
5-	37.370	124.5	45.966	104.5	1:23.336	12-	36.499	127.1	44.568	105.5	1:21.067
6-	36.688	125.0	45.399	105.4	1:22.087	13-	36.522	126.1	44.684	106.0	1:21.206
7-	36.858	122.5	45.294	105.2	1:22.152						
26	Nicole McALEER	C Megabikes.ie									
1-	Out	109.5	47.707	110.6	1:33.779	8-	35.823	122.7	46.982	111.3	1:22.805
2-	37.501	114.5	46.474	114.3	1:23.975	9-	35.415	128.3	44.582	111.7	1:19.997
3-	36.836	113.9	45.496	113.2	1:22.332	10-	35.303	125.9	44.526	111.1	1:19.829
4-	36.467	116.9	46.324	112.6	1:22.791	11-	35.613	124.0	44.156	113.0	1:19.769
5-	35.962	124.7	45.451	112.0	1:21.413	12-	35.161	127.6	44.343	111.5	1:19.504
6-	35.763	122.7	44.570	111.8	1:20.333	13-	35.213	128.1	44.354	114.7	1:19.567
7-	35.440	123.4	44.831	111.8	1:20.271	14-	35.730	125.4	43.795	112.6	1:19.525
27	Catherine GREEN	www.cgracing27.co.uk									
1-	Out	116.9	44.962	111.1	1:28.017	8-	35.138	130.1	43.862	108.9	1:19.000
2-	36.464	116.7	46.187	110.0	1:22.651	9-	35.193	131.1	43.335	109.3	1:18.528
3-	36.210	123.4	43.753	112.2	1:19.963	10-	35.351	128.1	42.999	110.9	1:18.350
4-	35.871	124.7	In		2:16.319P	11-	35.139	128.1	42.870	109.5	1:18.009
5-	Out	117.5	44.145	110.7	1:24.032	12-	34.773	128.6	42.903	111.7	1:17.676

Snetterton
Circuit Length = 1.9520 miles
Start: 11:22 End: 11:43

Weather / Track : Sunny / Dry

2009 Relentless British 125GP Championship & ACU Academy Cup

FREE PRACTICE 2 - SECTOR ANALYSIS

6-	35.356	128.8	43.598	109.8	1:18.954	13-	35.387	129.6	42.969	112.2	1:18.356
7-	36.372	129.8	43.315	110.2	1:19.687	14-	34.946	131.6	42.728	111.5	1:17.674
28	Jon VINCENT		Molly / GRF Heavy Transport								
1-	Out	112.0	46.182	108.8	1:31.230	7-	35.329	129.3	43.207	108.8	1:18.536
2-	35.712	127.3	45.328	110.0	1:21.040	8-	35.008	129.8	42.758	110.0	1:17.766
3-	36.308	133.7	43.468	110.0	1:19.776	9-	35.593	126.9	43.491	108.2	1:19.084
4-	35.249	126.6	In		5:20.577 P	10-	35.285	128.8	42.837	108.8	1:18.122
5-	Out	118.4	45.102	109.7	1:27.613	11-	35.179	125.7	43.501	108.2	1:18.680
6-	35.965	128.1	44.194	108.8	1:20.159	12-	35.105	129.3	42.360	109.7	1:17.465
29	James LODGE		KRP / Earnshaws Motorcycles								
1-	Out	132.6	44.087	113.2	1:23.053	8-	33.983	136.4	41.720	113.9	1:15.703
2-	34.808	134.8	42.922	111.7	1:17.730	9-	33.821	135.8	42.106	111.8	1:15.927
3-	34.390	135.8	42.546	113.4	1:16.936	10-	34.842	133.9	In		3:06.910 P
4-	33.953	135.8	42.596	114.1	1:16.549	11-	Out	132.6	42.358	112.0	1:19.177
5-	33.971	135.8	42.791	113.2	1:16.762	12-	34.285	135.0	41.814	113.7	1:16.099
6-	34.085	137.0	42.442	115.9	1:16.527	13-	33.592	134.8	41.394	114.7	1:14.986
7-	33.826	136.1	41.890	114.5	1:15.716	14-	33.690	135.8	41.425	113.7	1:15.115
32	Gavin LUPTON		smo-racing								
1-	Out	121.8	46.119	111.8	1:27.941	9-	35.840	123.6	45.418	110.7	1:21.258
2-	35.968	123.8	45.191	113.0	1:21.159	10-	35.428	128.6	44.755	111.1	1:20.183
3-	36.840	112.2	46.279	111.1	1:23.119	11-	35.393	129.1	44.275	110.7	1:19.668
4-	36.241	116.5	45.566	112.0	1:21.807	12-	35.912	126.6	44.439	111.1	1:20.351
5-	35.726	129.8	44.457	112.6	1:20.183	13-	35.363	128.3	44.423	110.4	1:19.786
6-	35.606	130.6	44.817	111.1	1:20.423	14-	35.335	128.1	44.338	111.7	1:19.673
7-	35.333	128.6	44.602	111.5	1:19.935	15-	35.174	129.3	44.562	111.3	1:19.736
8-	35.488	125.4	45.050	111.5	1:20.538						
41	Shaun WINFIELD		C TAG Triumph								
1-	Out	123.8	44.643	107.0	1:27.823	7-	35.649	127.1	43.581	106.2	1:19.230
2-	36.123	125.2	44.609	106.5	1:20.732	8-	35.354	128.3	42.868	108.4	1:18.222
3-	35.867	127.8	43.311	107.0	1:19.178	9-	35.796	127.6	44.412	104.9	1:20.208
4-	35.789	128.3	43.554	109.1	1:19.343	10-	35.499	126.9	43.246	106.2	1:18.745
5-	35.870	130.1	43.436	105.5	1:19.306	11-	35.287	125.7	43.301	107.0	1:18.588
6-	35.823	126.6	43.301	106.4	1:19.124						
46	Ross WALKER		C Ross Walker Racing								
1-	Out	128.1	45.321	110.4	1:30.347	7-	34.410	131.1	42.340	108.6	1:16.750
2-	37.658	129.8	43.772	110.7	1:21.430	8-	34.594	131.6	42.329	109.1	1:16.923
3-	35.002	132.1	43.547	112.0	1:18.549	9-	35.817	131.6	42.919	106.7	1:18.736
4-	35.539	130.3	43.171	109.5	1:18.710	10-	34.845	129.6	44.611	108.4	1:19.456
5-	35.022	129.6	42.763	107.9	1:17.785	11-	34.819	129.8	42.674	110.4	1:17.493
6-	34.508	131.1	42.914	108.4	1:17.422	12-	40.197	81.2	In		2:26.363 P
50	Tim HASTINGS		C KRP / Bradley Smith Racing								
1-	Out	132.6	43.842	114.3	1:24.019	8-	33.948	136.1	41.404	112.8	1:15.352
2-	34.212	133.2	43.757	115.1	1:17.969	9-	33.669	135.8	In		3:34.549 P
3-	33.771	136.7	42.422	115.5	1:16.193	10-	Out	65.2	49.950	111.5	1:40.997
4-	33.815	137.0	41.851	115.1	1:15.666	11-	34.547	132.9	41.569	111.7	1:16.116
5-	33.918	136.7	42.090	114.9	1:16.008	12-	33.712	133.4	41.323	112.4	1:15.035
6-	33.783	135.3	42.645	113.4	1:16.428	13-	33.710	133.7	41.400	111.7	1:15.110
7-	33.856	135.6	41.595	114.3	1:15.451						
52	Adam BLACKLOCK		C Repli-Cast UK								
1-	Out	118.6	45.235	110.0	1:26.188	8-	35.903	125.9	In		2:31.991 P
2-	36.557	130.8	42.682	111.5	1:19.239	9-	Out	102.8	45.950	106.5	1:30.885
3-	35.048	131.1	45.224	111.8	1:20.272	10-	35.654	131.8	44.187	108.8	1:19.841
4-	35.138	133.9	43.983	109.3	1:19.121	11-	35.458	132.4	44.068	108.2	1:19.526
5-	35.101	124.7	43.320	110.0	1:18.421	12-	35.404	131.8	43.762	109.1	1:19.166
6-	34.670	133.7	42.946	110.6	1:17.616	13-	34.933	132.9	43.381	109.8	1:18.314
7-	34.626	134.2	42.860	111.1	1:17.486	14-	35.796	133.2	43.414	109.1	1:19.210

Snetterton
Circuit Length = 1.9520 miles
Start: 11:22 End: 11:43

Weather / Track : Sunny / Dry

2009 Relentless British 125GP Championship & ACU Academy Cup

FREE PRACTICE 2 - SECTOR ANALYSIS

61	Paul JORDAN		KRP / Bradley Smith Racing								
1-	Out	128.6	44.629	113.0	1:24.480	3-	34.421	133.9	42.833	112.8	1:17.254
2-	35.456	134.2	43.039	113.7	1:18.495	4-	34.515	133.2	In		3:49.475P
66	Tom HAYWARD		KRP / Daniel Weston Racing								
1-	Out	119.8	44.999	111.8	1:28.593	8-	34.307	134.2	42.329	112.2	1:16.636
2-	35.458	131.3	In		3:33.583P	9-	34.133	133.9	42.730	112.0	1:16.863
3-	Out	128.6	43.733	112.4	1:22.926	10-	34.471	133.9	42.171	111.7	1:16.642
4-	34.478	135.8	43.137	114.9	1:17.615	11-	34.505	134.2	42.773	112.4	1:17.278
5-	34.429	134.8	42.573	115.3	1:17.002	12-	33.959	135.0	42.177	111.7	1:16.136
6-	35.320	135.0	43.471	107.9	1:18.791	13-	33.926	134.8	42.612	111.8	1:16.538
7-	34.863	126.9	43.716	111.1	1:18.579						
69	Joshua HARLAND		C								
1-	Out	115.5	47.150	107.0	1:31.334	7-	35.931	124.0	46.135	105.5	1:22.066
2-	36.551	123.4	45.810	107.5	1:22.361	8-	36.495	122.0	In		4:07.545P
3-	36.090	118.6	45.802	107.7	1:21.892	9-	Out	119.6	45.633	107.2	1:24.416
4-	36.239	122.2	45.220	110.0	1:21.459	10-	36.316	121.1	44.093	107.7	1:20.409
5-	35.343	126.1	44.918	106.9	1:20.261	11-	36.013	121.8	44.081	107.4	1:20.094
6-	35.750	124.0	45.768	106.9	1:21.518						
72	Connor BEHAN		SP125 / Express Forklifts								
1-	Out	129.3	44.542	109.1	1:27.023	8-	34.069	128.6	41.191	108.1	1:15.260
2-	35.559	129.3	42.102	108.2	1:17.661	9-	34.056	130.8	41.658	105.0	1:15.714
3-	34.350	131.6	41.753	110.0	1:16.103	10-	36.014	122.0	In		3:09.165P
4-	34.017	132.9	41.905	106.0	1:15.922	11-	Out	126.6	41.885	108.6	1:22.688
5-	34.478	129.1	41.524	107.9	1:16.002	12-	34.228	128.1	41.376	110.9	1:15.604
6-	34.534	129.3	41.305	109.3	1:15.839	13-	34.142	128.8	41.226	110.6	1:15.368
7-	34.318	128.6	41.512	108.2	1:15.830	14-	34.349	129.3	40.835	108.4	1:15.184
77	Taylor MACKENZIE		C MMCG Motorpoint								
1-	Out	121.4	45.494	109.3	1:28.938	9-	35.310	131.6	42.851	109.7	1:18.161
2-	36.533	129.8	44.172	110.0	1:20.705	10-	34.839	131.8	42.316	111.1	1:17.155
3-	35.978	131.3	44.792	109.7	1:20.770	11-	34.659	132.4	43.072	109.8	1:17.731
4-	35.509	126.9	44.668	110.4	1:20.177	12-	34.710	132.1	42.790	110.4	1:17.500
5-	35.300	132.4	44.594	109.7	1:19.894	13-	35.046	131.8	42.542	112.6	1:17.588
6-	35.419	130.8	43.102	109.1	1:18.521	14-	35.001	131.3	42.997	110.6	1:17.998
7-	35.287	130.1	43.129	109.8	1:18.416	15-	34.891	131.3	42.629	110.4	1:17.520
8-	35.081	132.1	42.692	110.0	1:17.773						
86	Luke HARVEY		RV Racing								
1-	Out	120.5	45.500	107.2	1:25.329	3-	36.118	130.3	43.619	108.8	1:19.737
2-	36.502	128.6	45.351	108.4	1:21.853						
87	Lee COSTELLO		Vent-Axia / www.sp125racing.com								
1-	Out	116.9	46.460	110.2	1:30.422	8-	Out	126.9	43.595	107.9	1:23.522
2-	36.030	127.1	43.915	108.4	1:19.945	9-	34.658	129.1	42.312	110.4	1:16.970
3-	34.856	131.1	43.766	111.3	1:18.622	10-	34.420	127.6	42.045	111.1	1:16.465
4-	35.099	132.9	44.370	110.0	1:19.469	11-	34.622	129.6	42.152	108.4	1:16.774
5-	35.022	131.6	43.170	108.9	1:18.192	12-	34.379	129.1	41.639	108.9	1:16.018
6-	34.410	131.8	43.293	109.8	1:17.703	13-	34.283	131.3	42.622	108.9	1:16.905
7-	34.273	133.7	In		2:59.710P	14-	34.339	129.8	41.911	109.1	1:16.250
91	Ian STANFORD		Stanford Racing								
1-	Out	124.7	45.776	107.9	1:28.904	7-	35.739	131.6	44.085	110.2	1:19.824
2-	36.299	129.1	45.220	109.1	1:21.519	8-	35.652	132.1	45.075	111.8	1:20.727
3-	36.460	131.3	44.616	110.2	1:21.076	9-	35.889	130.6	44.969	107.2	1:20.858
4-	36.050	131.8	44.576	108.6	1:20.626	10-	35.810	130.3	44.688	107.5	1:20.498
5-	35.884	131.3	44.159	108.4	1:20.043	11-	35.807	130.6	44.366	107.0	1:20.173
6-	36.101	131.1	44.189	108.6	1:20.290	12-	36.092	129.6	44.101	110.2	1:20.193
96	Ryan SAXELBY		KRP / Bradley Smith Racing								
1-	Out	132.1	44.696	110.7	1:25.646	8-	34.603	131.8	42.711	110.6	1:17.314

Snetterton
Circuit Length = 1.9520 miles
Start: 11:22 End: 11:43

Weather / Track : Sunny / Dry

2009 Relentless British 125GP Championship & ACU Academy Cup
FREE PRACTICE 2 - SECTOR ANALYSIS

2-	35.085	135.3	43.345	111.8	1:18.430	9-	34.688	132.9	43.242	109.5	1:17.930
3-	34.783	135.0	42.861	111.8	1:17.644	10-	34.993	132.1	42.386	109.8	1:17.379
4-	35.136	126.4	In		4:07.104P	11-	34.731	133.2	42.112	110.6	1:16.843
5-	Out	128.6	43.414	110.4	1:20.693	12-	34.450	132.6	42.078	110.9	1:16.528
6-	34.915	133.2	42.957	110.6	1:17.872	13-	34.443	134.5	42.603	111.7	1:17.046
7-	34.818	132.1	42.910	107.0	1:17.728						
99	Kasey WYATT					C Repli-Cast UK					
1-	Out	102.0	48.585	110.0	1:32.073	7-	35.966	126.4	45.001	110.2	1:20.967
2-	37.935	127.6	45.757	110.2	1:23.692	8-	35.653	127.6	45.179	109.7	1:20.832
3-	36.290	127.1	45.209	110.9	1:21.499	9-	36.267	126.6	45.702	108.8	1:21.969
4-	35.985	129.3	45.194	110.0	1:21.179	10-	35.824	127.6	In		2:14.703P
5-	35.712	130.6	44.903	109.3	1:20.615	11-	Out	99.1	45.948	109.3	1:29.697
6-	35.916	126.4	45.235	109.3	1:21.151	12-	36.136	126.4	44.729	108.4	1:20.865

2009 Relentless British 125GP Championship & ACU Academy Cup

FREE PRACTICE 2 - SPEED TRAPS

SECTOR 1				SECTOR 2			FINISH LINE		
POS	NO	NAME	MPH	NO	NAME	MPH	NO	NAME	MPH
1	29	James LODGE	137.0				29	James LODGE	115.9
2	50	Tim HASTINGS	137.0				50	Tim HASTINGS	115.5
3	6	Martin GLOSSOP	136.4				66	Tom HAYWARD	115.3
4	8	Brian CLARK	135.8				6	Martin GLOSSOP	114.7
5	66	Tom HAYWARD	135.8				26	Nicole McALEER	114.7
6	96	Ryan SAXELBY	135.3				8	Brian CLARK	114.1
7	10	Peter SUTHERLAND	134.2				61	Paul JORDAN	113.7
8	52	Adam BLACKLOCK	134.2				32	Gavin LUPTON	113.0
9	61	Paul JORDAN	134.2				77	Taylor MACKENZIE	112.6
10	28	Jon VINCENT	133.7				27	Catherine GREEN	112.2
11	87	Lee COSTELLO	133.7				46	Ross WALKER	112.0
12	19	Michael HILL	133.4				10	Peter SUTHERLAND	111.8
13	72	Connor BEHAN	132.9				52	Adam BLACKLOCK	111.8
14	13	Rob GUIVER	132.6				91	Ian STANFORD	111.8
15	77	Taylor MACKENZIE	132.4				96	Ryan SAXELBY	111.8
16	86	Luke HARVEY	132.4				19	Michael HILL	111.5
17	16	Shaun HORSMAN	132.1				87	Lee COSTELLO	111.3
18	46	Ross WALKER	132.1				12	Edward RENDELL	110.9
19	91	Ian STANFORD	132.1				72	Connor BEHAN	110.9
20	17	John McPHEE	131.8				99	Kasey WYATT	110.9
21	27	Catherine GREEN	131.6				7	Deane BROWN	110.6
22	32	Gavin LUPTON	130.6				13	Rob GUIVER	110.6
23	99	Kasey WYATT	130.6				2	Robbie STEWART	110.2
24	41	Shaun WINFIELD	130.1				16	Shaun HORSMAN	110.2
25	2	Robbie STEWART	129.6				28	Jon VINCENT	110.0
26	4	Philip WAKEFIELD	129.3				69	Joshua HARLAND	110.0
27	12	Edward RENDELL	129.3				41	Shaun WINFIELD	109.1
28	7	Deane BROWN	128.8				86	Luke HARVEY	108.8
29	26	Nicole McALEER	128.3				17	John McPHEE	108.6
30	21	Tom STANFORD	127.6				4	Philip WAKEFIELD	108.4
31	9	Niall CAMPBELL	127.3				11	Tom WEEDEN	107.7
32	24	Ben BARRETT	127.1				24	Ben BARRETT	106.5
33	69	Joshua HARLAND	126.1				9	Niall CAMPBELL	105.8
34	11	Tom WEEDEN	125.9				21	Tom STANFORD	104.4

2009 Relentless British 125GP Championship & ACU Academy Cup

FREE PRACTICE 2 - BEST SECTORS

SECTOR 1			SECTOR 2			IDEAL / BEST COMPARISON						
POS	NO	NAME	TIME	NO	NAME	TIME	POS	NO	NAME	IDEAL	BEST	DIFF
1	6	GLOSSOP	33.561	72	BEHAN	40.835	1	72	BEHAN	1:14.852	1:15.184	0.332
2	29	LODGE	33.592	50	HASTINGS	41.323	2	29	LODGE	1:14.986	1:14.986	0.000
3	50	HASTINGS	33.669	29	LODGE	41.394	3	50	HASTINGS	1:14.992	1:15.035	0.043
4	8	CLARK	33.906	6	GLOSSOP	41.548	4	6	GLOSSOP	1:15.109	1:15.109	0.000
5	66	HAYWARD	33.926	13	GUIVER	41.606	5	8	CLARK	1:15.542	1:15.651	0.109
6	72	BEHAN	34.017	8	CLARK	41.636	6	13	GUIVER	1:15.666	1:15.880	0.214
7	13	GUIVER	34.060	87	COSTELLO	41.639	7	87	COSTELLO	1:15.912	1:16.018	0.106
8	19	HILL	34.217	96	SAXELBY	42.078	8	66	HAYWARD	1:16.097	1:16.136	0.039
9	87	COSTELLO	34.273	4	WAKEFIELD	42.125	9	96	SAXELBY	1:16.521	1:16.528	0.007
10	46	WALKER	34.410	66	HAYWARD	42.171	10	19	HILL	1:16.559	1:16.572	0.013
11	61	JORDAN	34.421	77	MACKENZIE	42.316	11	46	WALKER	1:16.739	1:16.750	0.011
12	96	SAXELBY	34.443	46	WALKER	42.329	12	77	MACKENZIE	1:16.975	1:17.155	0.180
13	52	BLACKLOCK	34.626	19	HILL	42.342	13	4	WAKEFIELD	1:17.177	1:17.258	0.081
14	16	HORSMAN	34.651	28	VINCENT	42.360	14	16	HORSMAN	1:17.251	1:17.524	0.273
15	77	MACKENZIE	34.659	7	BROWN	42.483	15	61	JORDAN	1:17.254	1:17.254	0.000
16	12	RENDELL	34.693	16	HORSMAN	42.600	16	52	BLACKLOCK	1:17.308	1:17.486	0.178
17	27	GREEN	34.773	52	BLACKLOCK	42.682	17	28	VINCENT	1:17.368	1:17.465	0.097
18	7	BROWN	34.976	12	RENDELL	42.727	18	12	RENDELL	1:17.420	1:17.947	0.527
19	28	VINCENT	35.008	27	GREEN	42.728	19	7	BROWN	1:17.459	1:17.594	0.135
20	4	WAKEFIELD	35.052	61	JORDAN	42.833	20	27	GREEN	1:17.501	1:17.674	0.173
21	26	McALEER	35.161	41	WINFIELD	42.868	21	41	WINFIELD	1:18.155	1:18.222	0.067
22	32	LUPTON	35.174	86	HARVEY	43.619	22	26	McALEER	1:18.956	1:19.504	0.548
23	41	WINFIELD	35.287	21	STANFORD	43.621	23	86	HARVEY	1:19.305	1:19.737	0.432
24	10	SUTHERLAND	35.297	2	STEWART	43.639	24	69	HARLAND	1:19.424	1:20.094	0.670
25	69	HARLAND	35.343	26	McALEER	43.795	25	32	LUPTON	1:19.449	1:19.668	0.219
26	17	McPHEE	35.536	69	HARLAND	44.081	26	2	STEWART	1:19.551	1:20.223	0.672
27	99	WYATT	35.609	91	STANFORD	44.085	27	91	STANFORD	1:19.737	1:19.824	0.087
28	91	STANFORD	35.652	32	LUPTON	44.275	28	21	STANFORD	1:19.925	1:20.193	0.268
29	86	HARVEY	35.686	11	WEEDEN	44.470	29	17	McPHEE	1:20.330	1:20.330	0.000
30	2	STEWART	35.912	24	BARRETT	44.529	30	10	SUTHERLAND	1:20.336	1:26.565	6.229
31	21	STANFORD	36.304	99	WYATT	44.729	31	99	WYATT	1:20.338	1:20.615	0.277
32	11	WEEDEN	36.346	17	McPHEE	44.794	32	11	WEEDEN	1:20.816	1:21.343	0.527
33	24	BARRETT	36.499	10	SUTHERLAND	45.039	33	24	BARRETT	1:21.028	1:21.067	0.039
34	9	CAMPBELL	36.706	9	CAMPBELL	45.178	34	9	CAMPBELL	1:21.884	1:22.068	0.184
										Perfect lap	1:14.396	

2009 Relentless British 125GP Championship & ACU Academy Cup

FREE PRACTICE 3 - CLASSIFICATION

POS	NO	CL	NAME	ENTRY	TIME	ON	LAPS	GAP	DIFF	MPH
1	50	C	Tim HASTINGS	Honda - KRP / Bradley Smith Racing	1:14.497	16	16			94.32
2	29		James LODGE	Honda - KRP / Earnshaws Motorcycles	1:14.847	16	16	0.350	0.350	93.88
3	72		Connor BEHAN	Honda - SP125 / Express Forklifts	1:14.952	5	5	0.455	0.105	93.75
4	13		Rob GUIVER	Honda - SP125 / RG Racing	1:15.013	12	16	0.516	0.061	93.67
5	61		Paul JORDAN	Honda - KRP / Bradley Smith Racing	1:15.353	12	16	0.856	0.340	93.25
6	8		Brian CLARK	Honda - Banks Racing/Express Racewear	1:15.438	14	16	0.941	0.085	93.15
7	6		Martin GLOSSOP	Seel Honda - KRP / Bradley Smith Racing	1:15.776	11	13	1.279	0.338	92.73
8	66		Tom HAYWARD	Honda - KRP / Daniel Weston Racing	1:15.801	16	16	1.304	0.025	92.70
9	87		Lee COSTELLO	Honda - Vent-Axia / www.sp125racing.com	1:15.888	11	14	1.391	0.087	92.59
10	52	C	Adam BLACKLOCK	Honda - Repli-Cast UK	1:16.129	11	14	1.632	0.241	92.30
11	46	C	Ross WALKER	Honda - Ross Walker Racing	1:16.281	12	16	1.784	0.152	92.12
12	7	C	Deane BROWN	Honda - Colin Appleyard / Macadam Racing	1:16.335	10	14	1.838	0.054	92.05
13	10	C	Peter SUTHERLAND	Aprillia - Kinpac Racing	1:16.480	14	16	1.983	0.145	91.88
14	77	C	Taylor MACKENZIE	Honda - MMCG Motorpoint	1:16.496	16	16	1.999	0.016	91.86
15	16		Shaun HORSMAN	Honda - Symitry I.T. North	1:16.861	16	16	2.364	0.365	91.42
16	96		Ryan SAXELBY	Honda - KRP / Bradley Smith Racing	1:16.883	9	11	2.386	0.022	91.40
17	27		Catherine GREEN	Honda - www.cgracing27.co.uk	1:17.259	12	15	2.762	0.376	90.95
18	86		Luke HARVEY	Honda - RV Racing	1:17.608	15	15	3.111	0.349	90.54
19	19		Michael HILL	Honda - TABOO Motorsport	1:18.122	6	8	3.625	0.514	89.95
20	4		Philip WAKEFIELD	Honda - PWR / Sandbach Scrap Metal	1:18.228	4	6	3.731	0.106	89.82
21	14		Jamie MOSSEY	Honda - Tally Medical	1:18.312	14	14	3.815	0.084	89.73
22	11	C	Tom WEEDEN	Honda - TABOO Motorsport Junior Team	1:18.410	14	16	3.913	0.098	89.62
23	32		Gavin LUPTON	Honda - smo-racing	1:19.151	5	16	4.654	0.741	88.78
24	2		Robbie STEWART	Honda - Repli-Cast UK	1:19.160	3	6	4.663	0.009	88.77
25	91		Ian STANFORD	Honda - Stanford Racing	1:19.341	12	16	4.844	0.181	88.56
26	99	C	Kasey WYATT	Honda - Repli-Cast UK	1:19.539	8	8	5.042	0.198	88.34
27	17	C	John McPHEE	Honda - McPhee Racing	1:19.980	4	4	5.483	0.441	87.86
28	9	C	Niall CAMPBELL	Honda - Kinpac Racing	1:20.283	10	14	5.786	0.303	87.52
29	26	C	Nicole McALEER	Honda - Megabikes.ie	1:20.468	5	5	5.971	0.185	87.32
30	24		Ben BARRETT	Honda - SP125Racing / Lowerdale Autos	1:20.554	11	15	6.057	0.086	87.23
31	21		Tom STANFORD	Honda - Stanford Racing	1:20.751	8	8	6.254	0.197	87.02
32	69	C	Joshua HARLAND	Honda -	1:21.378	4	4	6.881	0.627	86.35
33	41	C	Shaun WINFIELD	Honda - TAG Triumph	1:24.161	1	1	9.664	2.783	83.49

Weather / Track : Sunny / Dry

Snetterton
Circuit Length = 1.9520 miles
Start: 15:25 End: 15:55

2009 Relentless British 125GP Championship & ACU Academy Cup
FREE PRACTICE 3 - SECTOR ANALYSIS

2	Robbie STEWART				Repli-Cast UK					
1-	Out	112.2	45.634	110.2	1:31.801	4-	34.825	130.1	In	3:19.445P
2-	36.467	106.5	44.152	91.9	1:20.619	5-	Out	119.0	In	10:01.413P
3-	36.372	129.6	42.788	111.7	1:19.160	6-	Out	114.7	48.594 86.4	1:34.392
4	Philip WAKEFIELD				PWR / Sandbach Scrap Metal					
1-	Out	107.9	47.258	104.7	1:35.911	4-	35.730	124.0	42.498 105.4	1:18.228
2-	37.510	124.0	43.983	104.2	1:21.493	5-	36.104	123.8	42.407	104.5
3-	36.057	126.9	43.204	105.2	1:19.261	6-	35.632	123.6	In	10:05.612P
6	Martin GLOSSOP				KRP / Bradley Smith Racing					
1-	Out	126.9	45.824	111.8	1:26.854	8-	Out	129.8	43.186 114.3	1:22.708
2-	34.972	133.2	42.253	114.3	1:17.225	9-	34.308	135.0	42.487	113.4
3-	34.457	131.6	42.380	113.7	1:16.837	10-	34.376	135.6	42.057	113.7
4-	34.731	131.6	42.698	113.0	1:17.429	11-	33.906	133.2	41.870	111.7
5-	34.000	133.2	42.408	109.7	1:16.408	12-	33.527	134.8	In	1:52.580P
6-	34.386	131.6	41.571	114.1	1:15.957	13-	Out	135.0	42.514	113.2
7-			In		9:39.211P					
7	Deane BROWN				C Colin Appleyard / Macadam Racing					
1-	Out	116.9	45.284	110.4	1:27.020	8-	35.015	128.8	42.372	108.6
2-	35.665	126.1	43.278	109.3	1:18.943	9-	35.038	128.6	42.866	108.6
3-	35.268	128.3	42.518	109.1	1:17.786	10-	34.519	130.6	41.816	113.0
4-	35.478	125.9	42.645	110.6	1:18.123	11-	34.439	129.6	42.462	108.4
5-	35.378	125.9	In		12:07.643P	12-	34.452	131.6	43.796	108.4
6-	Out	126.9	43.799	109.5	1:24.440	13-	35.264	128.6	42.657	107.2
7-	35.220	129.3	42.741	109.8	1:17.961	14-	34.756	128.8	42.220	107.5
8	Brian CLARK				Banks Racing/Express Racewear					
1-	Out	122.5	44.561	112.4	1:30.052	9-	34.203	133.9	44.804	110.7
2-	35.489	130.8	43.892	113.9	1:19.381	10-	34.533	131.1	42.222	111.1
3-	35.557	132.4	42.159	112.4	1:17.716	11-	34.144	133.4	41.698	111.7
4-	34.590	131.1	42.319	111.5	1:16.909	12-	33.997	133.9	41.512	112.2
5-	34.384	131.1	41.701	111.3	1:16.085	13-	34.182	133.9	41.386	112.4
6-	34.613	130.1	43.770	111.8	1:18.383	14-	33.709	134.5	41.729	112.0
7-			In		9:28.961P	15-	35.187	129.8	41.471	109.5
8-	Out	128.8	44.167	113.2	1:27.977	16-	34.243	131.1	41.455	110.7
9	Niall CAMPBELL				C Kinpac Racing					
1-	Out	111.5	48.175	105.2	1:35.936	8-	36.128	127.1	44.563	106.2
2-	38.320	123.6	45.139	105.7	1:23.459	9-	35.893	126.9	45.024	103.1
3-	36.764	124.5	45.144	103.9	1:21.908	10-	36.017	126.6	44.266	102.6
4-	36.658	124.5	44.869	103.9	1:21.527	11-	35.958	126.9	45.137	101.4
5-	36.660	125.4	44.927	102.5	1:21.587	12-	48.273	109.8	45.670	102.0
6-	37.819	105.8	In		10:21.089P	13-	36.602	127.3	44.656	100.0
7-	Out	116.1	46.130	105.5	1:30.746	14-	36.452	125.7	44.020	102.9
10	Peter SUTHERLAND				C Kinpac Racing					
1-	Out	128.8	45.203	114.5	1:29.188	9-	34.226	134.8	42.946	115.5
2-	35.679	132.9	43.754	113.6	1:19.433	10-	34.817	136.1	44.176	113.4
3-	35.708	136.1	43.344	114.1	1:19.052	11-	34.230	136.7	42.695	112.0
4-	34.457	134.2	43.134	113.0	1:17.591	12-	34.209	135.8	42.328	112.4
5-	34.341	136.1	42.925	113.9	1:17.266	13-	34.059	134.5	42.856	111.7
6-	35.215	134.2	43.243	112.6	1:18.458	14-	34.064	134.5	42.416	111.5
7-			In		9:30.638P	15-	34.100	136.1	42.677	111.7
8-	Out	125.4	45.470	114.3	1:27.679	16-	33.978	135.8	42.833	111.5
11	Tom WEEDEN				C TABOO Motorsport Junior Team					
1-	Out	124.0	46.262	111.5	1:26.845	9-	35.554	127.8	44.471	111.1
2-	35.937	129.8	43.667	111.3	1:19.604	10-	35.670	131.3	44.359	111.3
3-	35.534	128.3	44.593	109.8	1:20.127	11-	35.463	131.1	44.731	112.8
4-	35.506	128.1	43.520	109.5	1:19.026	12-	35.490	131.1	43.956	109.1
5-	35.233	130.1	43.449	110.0	1:18.682	13-	35.324	131.3	43.377	109.1

Snetterton
 Circuit Length = 1.9520 miles
 Start: 15:25 End: 15:55

Weather / Track : Sunny / Dry

2009 Relentless British 125GP Championship & ACU Academy Cup

FREE PRACTICE 3 - SECTOR ANALYSIS

6-	35.596	130.1	44.182	110.7	1:19.778	14 -	35.076	132.1	43.334	109.5	1:18.410
7-			In		9:25.889P	15 -	35.589	129.8	43.617	108.2	1:19.206
8-	Out	116.5	45.888	111.7	1:27.792	16 -	35.198	130.6	43.336	107.9	1:18.534
13	Rob GUIVER					SP125 / RG Racing					
1-	Out	122.2	45.241	111.5	1:27.351	9 -	34.303	130.3	43.386	109.8	1:17.689
2-	35.453	130.3	42.605	111.8	1:18.058	10 -	34.145	133.2	42.103	110.0	1:16.248
3-	34.664	133.7	41.937	111.7	1:16.601	11 -	34.015	133.7	41.213	111.8	1:15.228
4-	34.025	130.8	42.117	110.4	1:16.142	12 -	33.846	136.1	41.167	112.2	1:15.013
5-	33.996	133.2	41.533	109.8	1:15.529	13 -	34.008	132.6	41.536	108.8	1:15.544
6-	34.063	131.8	41.288	111.3	1:15.351	14 -	34.178	132.6	41.592	108.8	1:15.770
7-			In		9:42.198P	15 -	34.079	132.6	41.787	108.1	1:15.866
8-	Out	127.1	44.164	113.6	1:27.229	16 -	34.186	131.6	41.384	107.9	1:15.570
14	Jamie MOSSEY					Tally Medical					
1-	Out	121.6	48.066	110.2	1:30.841	8 -	Out	121.8	45.596	110.7	1:28.737
2-	37.319	116.7	45.899	109.3	1:23.218	9 -	35.745	127.6	44.109	110.7	1:19.854
3-	36.904	128.1	44.940	109.7	1:21.844	10 -	35.649	129.8	44.163	113.0	1:19.812
4-	36.621	125.0	45.178	108.2	1:21.799	11 -	35.415	127.8	44.369	110.9	1:19.784
5-	36.368	126.1	44.431	106.7	1:20.799	12 -	44.775	89.2	44.190	108.1	1:28.965
6-	35.678	124.7	44.015	109.1	1:19.693	13 -	35.373	127.8	43.238	107.9	1:18.611
7-			In		9:15.851P	14 -	35.217	128.8	43.095	108.4	1:18.312
16	Shaun HORSMAN					Symitry I.T. North					
1-	Out	122.2	47.191	110.0	1:31.357	9 -	34.884	131.8	44.197	110.6	1:19.081
2-	36.691	127.8	44.070	109.8	1:20.761	10 -	34.668	131.3	42.456	110.7	1:17.124
3-	35.281	130.3	43.889	108.9	1:19.170	11 -	34.526	132.9	42.639	109.3	1:17.165
4-	34.862	129.8	42.813	111.3	1:17.675	12 -	34.472	133.2	42.560	109.3	1:17.032
5-	34.844	130.1	43.232	109.5	1:18.076	13 -	34.411	131.3	42.715	108.6	1:17.126
6-	35.535	130.1	43.827	108.6	1:19.362	14 -	34.465	131.8	42.707	108.6	1:17.172
7-			In		9:12.933P	15 -	34.489	131.6	42.711	107.7	1:17.200
8-	Out	124.0	45.033	110.9	1:27.695	16 -	34.481	131.6	42.380	108.2	1:16.861
17	John McPHEE					C McPhee Racing					
1-	Out	110.2	47.086	108.4	1:34.236	3 -	35.691	129.3	44.364	109.3	1:20.055
2-	36.470	125.4	44.847	109.1	1:21.317	4 -	35.840	128.6	44.140	109.1	1:19.980
19	Michael HILL					TABOO Motorsport					
1-	Out	125.2	44.401	110.0	1:24.014	5 -	Out	128.3	44.020	111.3	1:23.207
2-	36.329	118.4	In		4:19.054P	6 -	34.674	131.8	43.448	113.9	1:18.122
3-	Out	125.0	45.147	103.9	1:23.665	7 -	34.502	132.6	In		1:53.462P
4-	36.139	123.6	In		10:07.009P	8 -	Out	131.1	43.207	109.3	1:20.167
21	Tom STANFORD					Stanford Racing					
1-	Out	117.3	45.429	103.6	1:30.343	5 -	38.988	119.6	In		11:56.204P
2-	37.536	122.0	44.524	104.0	1:22.060	6 -	Out	120.9	47.453	99.3	1:30.105
3-	36.708	121.1	44.265	103.9	1:20.973	7 -	37.140	123.6	44.444	102.6	1:21.584
4-	36.621	122.9	44.638	100.6	1:21.259	8 -	36.990	122.7	43.761	102.1	1:20.751
24	Ben BARRETT					SP125Racing / Lowerdale Autos					
1-	Out	119.4	47.431	107.9	1:31.767	9 -	36.368	125.2	44.641	105.7	1:21.009
2-	37.089	125.2	45.404	108.6	1:22.493	10 -	36.216	126.1	44.414	105.2	1:20.630
3-	36.645	126.4	45.072	107.0	1:21.717	11 -	36.226	125.4	44.328	105.5	1:20.554
4-	36.550	126.1	44.420	105.7	1:20.970	12 -	36.322	125.4	44.691	105.8	1:21.013
5-	36.507	125.2	44.724	105.0	1:21.231	13 -	36.659	125.9	44.356	104.4	1:21.015
6-	36.606	122.2	In		10:30.676P	14 -	36.568	124.5	44.446	105.4	1:21.014
7-	Out	110.7	48.144	106.9	1:29.784	15 -	36.496	125.9	44.409	104.5	1:20.905
8-	36.805	125.4	45.233	106.7	1:22.038						
26	Nicole McALEER					C Megabikes.ie					
1-	Out	113.7	46.801	112.6	1:30.785	4 -	36.101	122.0	44.982	111.3	1:21.083
2-	36.423	115.7	45.479	112.6	1:21.902	5 -	35.969	125.4	44.499	112.0	1:20.468
3-	35.895	126.6	44.872	114.1	1:20.767						

Snetterton
Circuit Length = 1.9520 miles
Start: 15:25 End: 15:55

Weather / Track : Sunny / Dry

2009 Relentless British 125GP Championship & ACU Academy Cup
FREE PRACTICE 3 - SECTOR ANALYSIS

27	Catherine GREEN				www.cgracing27.co.uk						
1-	Out	105.7	47.540	105.7	1:31.705	9-	35.650	131.8	42.730	111.3	1:18.380
2-	36.814	114.7	44.489	111.8	1:21.303	10-	35.356	132.6	43.232	110.9	1:18.588
3-	35.599	129.1	43.567	112.4	1:19.166	11-	34.919	131.6	42.760	109.8	1:17.679
4-	35.346	130.3	44.106	111.5	1:19.452	12-	34.420	132.1	42.839	112.4	1:17.259
5-	35.938	130.8	43.607	110.6	1:19.545	13-	34.924	129.3	44.303	111.1	1:19.227
6-	34.852	126.4	In		10:31.848P	14-	34.729	132.4	42.800	109.7	1:17.529
7-	Out	103.2	48.076	111.7	1:33.571	15-	34.967	132.6	42.935	108.9	1:17.902
8-	35.321	125.2	43.442	111.8	1:18.763						
29	James LODGE				KRP / Earnshaws Motorcycles						
1-	Out	127.6	44.219	113.2	1:22.668	9-	34.458	135.3	41.870	111.5	1:16.328
2-	34.871	132.6	42.997	112.8	1:17.868	10-	33.967	134.2	41.727	111.7	1:15.694
3-	34.391	133.7	42.303	112.4	1:16.694	11-	33.747	133.7	41.684	111.3	1:15.431
4-	34.178	132.9	41.937	112.2	1:16.115	12-	33.874	135.6	41.543	111.8	1:15.417
5-	34.200	132.9	41.964	111.5	1:16.164	13-	33.860	134.2	41.518	110.0	1:15.378
6-	34.108	132.6	41.605	111.8	1:15.713	14-	33.559	135.6	41.753	110.7	1:15.312
7-	33.982	132.4	In		9:44.734P	15-	33.466	135.3	42.420	110.4	1:15.886
8-	Out	115.9	44.836	110.6	1:23.857	16-	33.577	133.9	41.270	111.1	1:14.847
32	Gavin LUPTON				smo-racing						
1-	Out	117.5	46.610	113.4	1:32.517	9-	35.333	127.6	46.094	109.3	1:21.427
2-	36.413	121.8	45.193	112.2	1:21.606	10-	36.004	125.4	45.021	110.4	1:21.025
3-	35.838	121.1	44.764	113.9	1:20.602	11-	35.404	128.6	44.869	111.3	1:20.273
4-	35.769	125.7	44.366	111.8	1:20.135	12-	35.282	130.6	44.550	111.3	1:19.832
5-	35.001	131.1	44.150	111.1	1:19.151	13-	35.626	129.8	44.831	111.5	1:20.457
6-	35.581	131.8	44.967	112.8	1:20.548	14-	35.087	130.1	44.510	109.8	1:19.597
7-			In		9:11.333P	15-	35.313	133.2	45.270	108.2	1:20.583
8-	Out	123.8	45.749	112.2	1:26.343	16-	36.093	116.7	44.576	109.8	1:20.669
41	Shaun WINFIELD				C TAG Triumph						
1-	Out	123.6	44.623	110.0	1:24.161						
46	Ross WALKER				C Ross Walker Racing						
1-	Out	109.5	47.422	109.7	1:34.271	9-	34.888	132.4	42.687	109.1	1:17.575
2-	36.093	128.1	44.644	111.1	1:20.737	10-	34.716	131.1	43.758	107.7	1:18.474
3-	36.098	125.4	44.222	109.7	1:20.320	11-	34.418	131.3	42.070	109.8	1:16.488
4-	35.565	128.1	43.245	108.2	1:18.810	12-	34.214	128.1	42.067	109.3	1:16.281
5-	35.031	129.1	43.172	108.8	1:18.203	13-	34.165	132.9	42.718	107.9	1:16.883
6-	35.240	128.1	43.274	107.9	1:18.514	14-	34.111	133.4	42.558	107.4	1:16.669
7-			In		9:16.699P	15-	34.437	131.3	42.306	106.4	1:16.743
8-	Out	125.9	44.497	108.9	1:24.597	16-	34.489	130.3	42.082	107.7	1:16.571
50	Tim HASTINGS				C KRP / Bradley Smith Racing						
1-	Out	131.6	43.127	115.5	1:23.912	9-	33.783	134.5	42.285	110.6	1:16.068
2-	34.395	134.2	42.315	117.7	1:16.710	10-	33.667	132.1	42.150	113.7	1:15.817
3-	33.944	136.1	41.912	113.4	1:15.856	11-	33.090	136.1	41.974	112.2	1:15.064
4-	33.648	133.7	41.401	112.8	1:15.049	12-	33.436	136.4	41.941	112.6	1:15.377
5-	33.069	136.4	41.739	112.2	1:14.808	13-	33.795	136.4	41.218	113.6	1:15.013
6-	33.533	133.4	41.481	111.8	1:15.014	14-	33.506	135.8	41.035	111.3	1:14.541
7-	33.475	132.9	In		9:42.990P	15-	33.299	137.2	41.600	111.1	1:14.899
8-	Out	77.3	43.680	112.6	1:50.501	16-	33.365	135.6	41.132	111.3	1:14.497
52	Adam BLACKLOCK				C Repli-Cast UK						
1-	Out	122.9	44.852	109.3	1:24.439	8-	Out	120.1	45.391	108.4	1:27.607
2-	35.329	132.4	43.126	110.4	1:18.455	9-	35.107	132.9	43.559	109.5	1:18.666
3-	34.907	133.2	42.728	110.2	1:17.635	10-	34.736	133.9	42.690	110.6	1:17.426
4-	34.719	132.1	42.752	109.8	1:17.471	11-	33.900	135.3	42.229	111.3	1:16.129
5-	34.751	131.8	43.051	112.0	1:17.802	12-	34.191	135.8	42.331	109.7	1:16.522
6-	34.463	132.9	42.943	109.1	1:17.406	13-	34.124	135.0	42.096	111.1	1:16.220
7-			In		12:38.240P	14-	35.051	131.3	42.613	109.1	1:17.664

Snetterton
 Circuit Length = 1.9520 miles
 Start: 15:25 End: 15:55

Weather / Track : Sunny / Dry

2009 Relentless British 125GP Championship & ACU Academy Cup

FREE PRACTICE 3 - SECTOR ANALYSIS

61	Paul JORDAN		KRP / Bradley Smith Racing								
1-	Out	127.3	43.519	113.6	1:27.712	9-	34.361	134.5	42.434	111.8	1:16.795
2-	34.519	127.6	43.315	115.1	1:17.834	10-	34.206	134.5	42.609	112.4	1:16.815
3-	34.112	134.5	42.676	113.7	1:16.788	11-	34.120	132.6	41.835	114.7	1:15.955
4-	34.196	132.6	42.575	112.8	1:16.771	12-	33.826	134.8	41.527	112.0	1:15.353
5-	34.237	133.9	41.927	113.0	1:16.164	13-	36.146	123.8	In		1:59.421 P
6-	34.396	128.6	45.965	102.0	1:20.361	14-	Out	128.8	42.754	111.3	1:25.462
7-			In		9:30.180 P	15-	34.116	133.9	41.784	112.2	1:15.900
8-	Out	114.7	44.872	112.8	1:23.895	16-	34.384	134.2	41.860	110.6	1:16.244
66	Tom HAYWARD		KRP / Daniel Weston Racing								
1-	Out	130.8	45.517	113.6	1:25.351	9-	34.652	130.3	43.173	114.9	1:17.825
2-	35.470	132.1	42.814	112.4	1:18.284	10-	34.026	135.0	42.325	111.8	1:16.351
3-	34.545	135.0	42.811	115.1	1:17.356	11-	33.844	135.6	42.019	114.5	1:15.863
4-	34.341	131.8	42.398	114.7	1:16.739	12-	33.928	135.3	41.909	112.4	1:15.837
5-	34.125	135.8	42.082	112.8	1:16.207	13-	34.330	124.3	42.392	111.1	1:16.722
6-	34.176	134.5	41.972	112.6	1:16.148	14-	33.927	136.7	41.928	111.3	1:15.855
7-			In		9:40.853 P	15-	34.195	135.0	41.641	111.1	1:15.836
8-	Out	128.1	43.924	113.2	1:25.022	16-	33.918	135.3	41.883	110.7	1:15.801
69	Joshua HARLAND		C								
1-	Out	110.2	47.976	108.4	1:31.009	3-	36.829	120.7	45.940	106.2	1:22.769
2-	36.898	120.5	46.385	106.2	1:23.283	4-	36.005	121.8	45.373	108.6	1:21.378
72	Connor BEHAN		SP125 / Express Forklifts								
1-	Out	121.4	45.145	108.4	1:28.516	4-	34.246	128.1	40.978	109.5	1:15.224
2-	34.647	130.3	41.807	110.0	1:16.454	5-	33.934	130.3	41.018	109.7	1:14.952
3-	34.751	128.8	41.231	110.0	1:15.982						
77	Taylor MACKENZIE		C MMCG Motorpoint								
1-	Out	125.4	50.907	97.4	1:31.254	9-	35.066	131.3	43.167	111.1	1:18.233
2-	36.255	125.7	44.311	113.9	1:20.566	10-	34.824	132.6	43.342	113.0	1:18.166
3-	35.540	127.3	43.219	112.4	1:18.759	11-	35.409	131.3	43.597	110.0	1:19.006
4-	34.930	130.3	42.670	111.3	1:17.600	12-	34.868	132.1	42.833	109.3	1:17.701
5-	34.731	132.1	42.432	112.4	1:17.163	13-	34.771	131.8	42.488	109.7	1:17.259
6-	35.337	130.1	43.161	110.9	1:18.498	14-	34.689	132.1	42.204	109.3	1:16.893
7-			In		9:30.068 P	15-	34.747	132.1	42.668	110.6	1:17.415
8-	Out	115.7	45.010	112.8	1:28.200	16-	34.509	132.4	41.987	110.2	1:16.496
86	Luke HARVEY		RV Racing								
1-	Out	82.4	50.953	99.9	1:43.189	9-	35.476	129.6	43.860	110.0	1:19.336
2-	39.471	126.6	44.913	108.6	1:24.384	10-	34.987	132.4	43.164	109.1	1:18.151
3-	36.019	129.3	43.823	109.3	1:19.842	11-	35.304	131.3	43.259	106.2	1:18.563
4-	35.912	129.6	43.514	108.8	1:19.426	12-	35.698	128.8	42.786	109.3	1:18.484
5-	35.917	120.1	43.613	108.2	1:19.530	13-	35.191	130.8	43.075	107.4	1:18.266
6-	37.873	106.7	In		10:20.537 P	14-	35.169	131.6	42.915	106.2	1:18.084
7-	Out	126.4	45.108	110.7	1:25.004	15-	35.026	132.9	42.582	106.9	1:17.608
8-	35.570	129.1	43.731	108.9	1:19.301						
87	Lee COSTELLO		Vent-Axia / www.sp125racing.com								
1-	Out	125.4	44.000	108.9	1:25.771	8-	34.641	129.6	42.327	108.4	1:16.968
2-	35.419	128.6	42.850	109.5	1:18.269	9-	34.310	130.3	41.910	109.5	1:16.220
3-	34.829	129.1	42.532	108.2	1:17.361	10-	34.592	131.3	42.104	108.6	1:16.696
4-	34.755	128.6	43.227	107.4	1:17.982	11-	34.204	131.6	41.684	111.5	1:15.888
5-	35.923	127.3	In		11:48.624 P	12-	34.081	132.4	42.668	107.9	1:16.749
6-	Out	121.6	44.865	107.4	1:27.268	13-	34.389	130.3	41.903	108.8	1:16.292
7-	35.173	128.6	43.021	108.4	1:18.194	14-	35.386	130.6	42.583	104.9	1:17.969
91	Ian STANFORD		Stanford Racing								
1-	Out	120.3	44.633	110.0	1:28.769	9-	36.326	127.8	44.520	107.7	1:20.846
2-	35.910	129.1	43.818	108.8	1:19.728	10-	35.952	129.8	44.728	106.9	1:20.680
3-	35.768	130.8	43.987	109.3	1:19.755	11-	35.679	130.6	44.185	106.2	1:19.864
4-	35.877	130.8	44.528	107.7	1:20.405	12-	35.573	131.3	43.768	106.7	1:19.341

Snetterton
Circuit Length = 1.9520 miles
Start: 15:25 End: 15:55

Weather / Track : Sunny / Dry

2009 Relentless British 125GP Championship & ACU Academy Cup
FREE PRACTICE 3 - SECTOR ANALYSIS

5-	35.864	128.8	43.580	107.7	1:19.444	13-	35.774	131.1	44.241	107.4	1:20.015
6-	36.146	127.8	44.219	107.9	1:20.365	14-	35.511	131.1	44.284	107.9	1:19.795
7-			In		9:20.296P	15-	35.904	131.3	44.320	106.5	1:20.224
8-	Out	128.3	46.538	107.4	1:29.404	16-	35.790	130.3	43.850	106.7	1:19.640
96	Ryan SAXELBY					KRP / Bradley Smith Racing					
1-	Out	120.3	In		3:26.995P	7-	34.685	133.9	42.224	110.4	1:16.909
2-	Out	129.1	In		3:15.264P	8-	34.658	132.4	43.417	110.2	1:18.075
3-	Out	130.8	44.467	106.9	1:21.182	9-	34.453	134.8	42.430	109.8	1:16.883
4-			In		9:26.317P	10-	34.531	132.1	42.687	108.2	1:17.218
5-	Out	114.3	44.785	109.5	1:24.291	11-	34.860	132.1	42.317	109.8	1:17.177
6-	35.182	134.2	42.562	109.8	1:17.744						
99	Kasey WYATT					C Repli-Cast UK					
1-	Out	96.1	52.168	92.2	1:40.463	5-	36.348	128.3	45.080	106.4	1:21.428
2-	41.896	97.1	50.243	97.0	1:32.139	6-	35.441	131.3	44.548	107.7	1:19.989
3-	39.996	100.8	49.191	96.7	1:29.187	7-	35.515	129.6	44.382	106.0	1:19.897
4-	39.609	100.0	48.366	99.3	1:27.975	8-	35.592	129.3	43.947	106.9	1:19.539

2009 Relentless British 125GP Championship & ACU Academy Cup

FREE PRACTICE 3 - SPEED TRAPS

SECTOR 1				SECTOR 2			FINISH LINE		
POS	NO	NAME	MPH	NO	NAME	MPH	NO	NAME	MPH
1	50	Tim HASTINGS	137.2				50	Tim HASTINGS	117.7
2	10	Peter SUTHERLAND	136.7				10	Peter SUTHERLAND	115.5
3	66	Tom HAYWARD	136.7				61	Paul JORDAN	115.1
4	13	Rob GUIVER	136.1				66	Tom HAYWARD	115.1
5	52	Adam BLACKLOCK	135.8				6	Martin GLOSSOP	114.3
6	6	Martin GLOSSOP	135.6				26	Nicole McALEER	114.1
7	29	James LODGE	135.6				8	Brian CLARK	113.9
8	61	Paul JORDAN	134.8				19	Michael HILL	113.9
9	96	Ryan SAXELBY	134.8				32	Gavin LUPTON	113.9
10	8	Brian CLARK	134.5				77	Taylor MACKENZIE	113.9
11	46	Ross WALKER	133.4				13	Rob GUIVER	113.6
12	16	Shaun HORSMAN	133.2				29	James LODGE	113.2
13	32	Gavin LUPTON	133.2				7	Deane BROWN	113.0
14	86	Luke HARVEY	132.9				14	Jamie MOSSEY	113.0
15	19	Michael HILL	132.6				11	Tom WEEDEN	112.8
16	27	Catherine GREEN	132.6				27	Catherine GREEN	112.4
17	77	Taylor MACKENZIE	132.6				52	Adam BLACKLOCK	112.0
18	87	Lee COSTELLO	132.4				2	Robbie STEWART	111.7
19	11	Tom WEEDEN	132.1				87	Lee COSTELLO	111.5
20	7	Deane BROWN	131.6				16	Shaun HORSMAN	111.3
21	72	Connor BEHAN	131.3				46	Ross WALKER	111.1
22	91	Ian STANFORD	131.3				86	Luke HARVEY	110.7
23	99	Kasey WYATT	131.3				96	Ryan SAXELBY	110.4
24	2	Robbie STEWART	130.1				41	Shaun WINFIELD	110.0
25	14	Jamie MOSSEY	129.8				72	Connor BEHAN	110.0
26	17	John McPHEE	129.3				91	Ian STANFORD	110.0
27	9	Niall CAMPBELL	127.3				17	John McPHEE	109.3
28	4	Philip WAKEFIELD	126.9				24	Ben BARRETT	108.6
29	26	Nicole McALEER	126.6				69	Joshua HARLAND	108.6
30	24	Ben BARRETT	126.4				99	Kasey WYATT	107.7
31	21	Tom STANFORD	125.7				9	Niall CAMPBELL	106.2
32	41	Shaun WINFIELD	123.6				4	Philip WAKEFIELD	105.4
33	69	Joshua HARLAND	121.8				21	Tom STANFORD	104.0

2009 Relentless British 125GP Championship & ACU Academy Cup

FREE PRACTICE 3 - BEST SECTORS

SECTOR 1			SECTOR 2			IDEAL / BEST COMPARISON						
POS	NO	NAME	TIME	NO	NAME	TIME	POS	NO	NAME	IDEAL	BEST	DIFF
1	50	HASTINGS	33.069	72	BEHAN	40.978	1	50	HASTINGS	1:14.104	1:14.497	0.393
2	29	LODGE	33.466	50	HASTINGS	41.035	2	29	LODGE	1:14.736	1:14.847	0.111
3	6	GLOSSOP	33.527	13	GUIVER	41.167	3	72	BEHAN	1:14.912	1:14.952	0.040
4	8	CLARK	33.709	29	LODGE	41.270	4	13	GUIVER	1:15.013	1:15.013	0.000
5	61	JORDAN	33.826	8	CLARK	41.386	5	8	CLARK	1:15.095	1:15.438	0.343
6	66	HAYWARD	33.844	61	JORDAN	41.527	6	6	GLOSSOP	1:15.098	1:15.776	0.678
7	13	GUIVER	33.846	6	GLOSSOP	41.571	7	61	JORDAN	1:15.353	1:15.353	0.000
8	52	BLACKLOCK	33.900	66	HAYWARD	41.641	8	66	HAYWARD	1:15.485	1:15.801	0.316
9	72	BEHAN	33.934	87	COSTELLO	41.684	9	87	COSTELLO	1:15.765	1:15.888	0.123
10	10	SUTHERLAND	33.978	7	BROWN	41.816	10	52	BLACKLOCK	1:15.996	1:16.129	0.133
11	87	COSTELLO	34.081	77	MACKENZIE	41.987	11	46	WALKER	1:16.178	1:16.281	0.103
12	46	WALKER	34.111	46	WALKER	42.067	12	7	BROWN	1:16.255	1:16.335	0.080
13	16	HORSMAN	34.411	52	BLACKLOCK	42.096	13	10	SUTHERLAND	1:16.306	1:16.480	0.174
14	27	GREEN	34.420	96	SAXELBY	42.224	14	77	MACKENZIE	1:16.496	1:16.496	0.000
15	7	BROWN	34.439	10	SUTHERLAND	42.328	15	96	SAXELBY	1:16.677	1:16.883	0.206
16	96	SAXELBY	34.453	16	HORSMAN	42.380	16	16	HORSMAN	1:16.791	1:16.861	0.070
17	19	HILL	34.502	4	WAKEFIELD	42.407	17	27	GREEN	1:17.150	1:17.259	0.109
18	77	MACKENZIE	34.509	86	HARVEY	42.582	18	86	HARVEY	1:17.569	1:17.608	0.039
19	2	STEWART	34.825	27	GREEN	42.730	19	2	STEWART	1:17.613	1:19.160	1.547
20	86	HARVEY	34.987	2	STEWART	42.788	20	19	HILL	1:17.709	1:18.122	0.413
21	32	LUPTON	35.001	14	MOSSEY	43.095	21	4	WAKEFIELD	1:18.039	1:18.228	0.189
22	11	WEEDEN	35.076	19	HILL	43.207	22	14	MOSSEY	1:18.312	1:18.312	0.000
23	14	MOSSEY	35.217	11	WEEDEN	43.334	23	11	WEEDEN	1:18.410	1:18.410	0.000
24	99	WYATT	35.441	91	STANFORD	43.580	24	91	STANFORD	1:19.091	1:19.341	0.250
25	91	STANFORD	35.511	21	STANFORD	43.761	25	32	LUPTON	1:19.151	1:19.151	0.000
26	4	WAKEFIELD	35.632	99	WYATT	43.947	26	99	WYATT	1:19.388	1:19.539	0.151
27	26	McALEER	35.636	9	CAMPBELL	44.020	27	17	McPHEE	1:19.831	1:19.980	0.149
28	17	McPHEE	35.691	17	McPHEE	44.140	28	9	CAMPBELL	1:19.913	1:20.283	0.370
29	9	CAMPBELL	35.893	32	LUPTON	44.150	29	26	McALEER	1:20.135	1:20.468	0.333
30	69	HARLAND	36.005	24	BARRETT	44.328	30	21	STANFORD	1:20.145	1:20.751	0.606
31	24	BARRETT	36.216	26	McALEER	44.499	31	24	BARRETT	1:20.544	1:20.554	0.010
32	21	STANFORD	36.384	41	WINFIELD	44.623	32	69	HARLAND	1:21.378	1:21.378	0.000
33	41	WINFIELD	41.628	69	HARLAND	45.373	33	41	WINFIELD	1:26.251	1:24.161	-2.090
Perfect lap										1:14.047		

MCRCB BULLETIN TK013**2009 Relentless British 125GP Championship & ACU Academy Cup
QUALIFYING 1 - CLASSIFICATION**

POS	NO	CL	NAME	ENTRY	TIME	ON	LAPS	GAP	DIFF	MPH
1	6		Martin GLOSSOP	Seel Honda - KRP / Bradley Smith Racing	1:13.989	19	21			94.97
2	72		Connor BEHAN	Honda - SP125 / Express Forklifts	1:14.024	19	20	0.035	0.035	94.93
3	50	C	Tim HASTINGS	Honda - KRP / Bradley Smith Racing	1:14.134	22	22	0.145	0.110	94.78
4	29		James LODGE	Honda - KRP / Earnshaws Motorcycles	1:14.135	20	20	0.146	0.001	94.78
5	8		Brian CLARK	Honda - Banks Racing/Express Racewear	1:14.670	20	22	0.681	0.535	94.10
6	13		Rob GUIVER	Honda - SP125 / RG Racing	1:14.804	13	16	0.815	0.134	93.94
7	66		Tom HAYWARD	Honda - KRP / Daniel Weston Racing	1:14.960	20	20	0.971	0.156	93.74
8	2		Robbie STEWART	Honda - Repli-Cast UK	1:15.086	22	22	1.097	0.126	93.58
9	96		Ryan SAXELBY	Honda - KRP / Bradley Smith Racing	1:15.139	13	19	1.150	0.053	93.52
10	87		Lee COSTELLO	Honda - Vent-Axia / www.sp125racing.com	1:15.224	10	13	1.235	0.085	93.41
11	61		Paul JORDAN	Honda - KRP / Bradley Smith Racing	1:15.235	20	23	1.246	0.011	93.40
12	10	C	Peter SUTHERLAND	Aprillia - Kinpac Racing	1:15.514	20	20	1.525	0.279	93.05
13	7	C	Deane BROWN	Honda - Colin Appleyard / Macadam Racing	1:15.713	18	20	1.724	0.199	92.81
14	12		Edward RENDELL	Honda - Team Aztec GP	1:15.808	21	21	1.819	0.095	92.69
15	27		Catherine GREEN	Honda - www.cgracing27.co.uk	1:16.024	21	21	2.035	0.216	92.43
16	77	C	Taylor MACKENZIE	Honda - MMCG Motorpoint	1:16.225	19	21	2.236	0.201	92.18
17	16		Shaun HORSMAN	Honda - Symitry I.T. North	1:16.302	9	14	2.313	0.077	92.09
18	14		Jamie MOSSEY	Honda - Tally Medical	1:16.334	23	23	2.345	0.032	92.05
19	46	C	Ross WALKER	Honda - Ross Walker Racing	1:16.655	21	22	2.666	0.321	91.67
20	28		Jon VINCENT	Honda - Molly / GRF Heavy Transport	1:17.074	13	16	3.085	0.419	91.17
21	41	C	Shaun WINFIELD	Honda - TAG Triumph	1:17.092	12	12	3.103	0.018	91.15
22	11	C	Tom WEEDEN	Honda - TABOO Motorsport Junior Team	1:17.469	18	20	3.480	0.377	90.70
23	26	C	Nicole McALEER	Honda - Megabikes.ie	1:17.666	22	22	3.677	0.197	90.47
24	91		Ian STANFORD	Honda - Stanford Racing	1:17.695	21	23	3.706	0.029	90.44
25	24		Ben BARRETT	Honda - SP125Racing / Lowerdale Autos	1:18.278	19	21	4.289	0.583	89.77
26	52	C	Adam BLACKLOCK	Honda - Repli-Cast UK	1:18.516	9	9	4.527	0.238	89.49
27	69	C	Joshua HARLAND	Honda -	1:18.536	17	19	4.547	0.020	89.47
28	99	C	Kasey WYATT	Honda - Repli-Cast UK	1:18.695	14	14	4.706	0.159	89.29
29	32		Gavin LUPTON	Honda - smo-racing	1:18.945	18	18	4.956	0.250	89.01
30	21		Tom STANFORD	Honda - Stanford Racing	1:18.980	19	23	4.991	0.035	88.97
31	86		Luke HARVEY	Honda - RV Racing	1:19.154	4	6	5.165	0.174	88.77
32	19		Michael HILL	Honda - TABOO Motorsport	1:20.704	2	4	6.715	1.550	87.07
33	22	C	Matthew PAULO	Honda - Paulo Racing	1:22.550	3	6	8.561	1.846	85.12
34	9	C	Niall CAMPBELL	Honda - Kinpac Racing	1:24.470	2	2	10.481	1.920	83.19
35	17	C	John McPHEE	Honda - McPhee Racing	1:32.195	2	2	18.206	7.725	76.22
36	4		Philip WAKEFIELD	Honda - PWR / Sandbach Scrap Metal	1:32.450	3	3	18.461	0.255	76.00

Weather / Track : Cloudy / Dry

These results are provisional until the conclusion of any judicial and technical matters.

Snetterton
Circuit Length = 1.9520 miles
Start: 09:00 End: 09:31

Race Director :

Stewards :

Timekeeper :

MCRCB BULLETIN TK014

2009 Relentless British 125GP Championship & ACU Academy Cup

QUALIFYING 1 - SECTOR ANALYSIS

2	Robbie STEWART										Repli-Cast UK				
1-	Out	119.4		47.416	109.7	1:30.562	12-	34.402	131.1	43.694	112.6	1:18.096			
2-	36.470	130.1		43.940	109.7	1:20.410	13-	36.254	119.0	45.193	110.9	1:21.447			
3-	35.153	129.8		42.927	110.7	1:18.080	14-	34.112	130.3	41.178	112.2	1:15.290			
4-	35.204	130.1		42.724	112.6	1:17.928	15-	34.786	131.3	45.485	108.6	1:20.271			
5-	34.275	130.3		41.843	114.5	1:16.118	16-	35.191	130.8	43.681	109.5	1:18.872			
6-	34.383	131.1		42.853	112.0	1:17.236	17-	34.652	130.6	41.767	112.4	1:16.419			
7-	35.394	128.1		43.111	111.7	1:18.505	18-	34.095	132.9	41.455	113.4	1:15.550			
8-	33.952	131.3		41.466	111.5	1:15.418	19-	34.200	132.4	41.412	113.0	1:15.612			
9-	35.261	128.1		42.338	112.2	1:17.599	20-	33.701	134.5	41.460	112.8	1:15.161			
10-	34.159	131.1		41.506	111.5	1:15.665	21-	33.846	132.1	42.201	113.6	1:16.047			
11-	33.965	131.6		41.577	110.7	1:15.542	22-	33.983	131.8	41.103	112.4	1:15.086			
4	Philip WAKEFIELD										PWR / Sandbach Scrap Metal				
1-	Out	86.3		51.439	91.2	1:42.792	3-	Out	105.8	46.163	108.6	1:32.450			
2-	42.448	99.4		In		3:23.047P									
6	Martin GLOSSOP										KRP / Bradley Smith Racing				
1-	Out	120.9		45.457	114.1	1:28.450	12-	Out	130.3	41.959	114.7	1:19.720			
2-	35.765	125.7		43.550	115.1	1:19.315	13-	33.802	132.4	41.186	114.7	1:14.988			
3-	34.362	134.2		41.840	116.3	1:16.202	14-	33.518	134.2	40.905	115.3	1:14.423			
4-	34.315	119.2		43.430	115.3	1:17.745	15-	34.061	134.2	41.353	116.7	1:15.414			
5-	33.974	134.2		41.262	117.5	1:15.236	16-	33.579	133.2	41.432	115.7	1:15.011			
6-	34.709	132.6		41.876	115.7	1:16.585	17-	33.590	135.0	41.239	116.1	1:14.829			
7-	34.564	130.6		43.629	116.3	1:18.193	18-	33.508	135.0	40.927	115.5	1:14.435			
8-	34.814	122.5		In		3:06.759P	19-	33.536	135.0	40.453	116.1	1:13.989			
9-	Out	125.4		42.567	114.3	1:21.806	20-	33.696	134.5	41.040	116.7	1:14.736			
10-	34.079	134.5		42.131	114.9	1:16.210	21-	33.622	133.9	40.430	116.9	1:14.052			
11-	34.175	133.4		In		2:28.720P									
7	Deane BROWN										C Colin Appleyard / Macadam Racing				
1-	Out	108.2		45.644	110.4	1:30.889	11-	35.988	115.9	In		5:07.489P			
2-	35.666	125.9		44.139	109.8	1:19.805	12-	Out	122.5	44.058	109.3	1:24.022			
3-	35.197	125.4		42.522	109.8	1:17.719	13-	34.942	127.6	56.603	106.7	1:31.545			
4-	35.186	124.3		42.259	110.7	1:17.445	14-	35.574	127.6	42.487	109.7	1:18.061			
5-	34.922	125.2		42.020	110.6	1:16.942	15-	34.791	126.4	45.975	109.7	1:20.766			
6-	34.892	125.0		41.978	112.0	1:16.870	16-	34.545	126.6	41.660	112.0	1:16.205			
7-	34.674	125.0		42.259	109.7	1:16.933	17-	34.313	127.6	41.630	111.7	1:15.943			
8-	35.024	124.0		42.240	105.5	1:17.264	18-	34.397	127.3	41.316	112.4	1:15.713			
9-	36.333	124.5		42.250	108.1	1:18.583	19-	34.382	126.4	41.820	112.0	1:16.202			
10-	35.191	125.7		41.583	109.5	1:16.774	20-	34.428	125.7	42.406	110.9	1:16.834			
8	Brian CLARK										Banks Racing/Express Racewear				
1-	Out	102.0		47.597	99.7	1:37.245	12-	35.052	119.4	In		3:37.363P			
2-	38.755	99.9		46.706	103.6	1:25.461	13-	Out	113.6	43.685	114.7	1:29.858			
3-	35.409	132.9		42.362	113.4	1:17.771	14-	34.012	131.1	41.003	112.4	1:15.015			
4-	34.204	132.9		42.563	114.1	1:16.767	15-	33.694	132.9	41.277	112.8	1:14.971			
5-	34.203	131.6		41.401	115.3	1:15.604	16-	35.392	131.6	41.087	111.8	1:16.479			
6-	33.959	131.6		42.645	113.9	1:16.604	17-	33.855	129.8	41.629	112.0	1:15.484			
7-	34.334	127.6		44.162	112.2	1:18.496	18-	34.966	130.1	41.225	113.0	1:16.191			
8-	34.711	129.8		41.090	111.8	1:15.801	19-	33.942	131.1	40.934	112.8	1:14.876			
9-	34.079	131.8		40.949	112.8	1:15.028	20-	33.874	130.8	40.796	113.6	1:14.670			
10-	33.778	132.1		40.899	113.0	1:14.677	21-	33.845	130.6	40.888	114.5	1:14.733			
11-	33.788	131.8		41.156	113.0	1:14.944	22-	33.682	131.3	40.999	115.5	1:14.681			
9	Niall CAMPBELL										C Kinpac Racing				
1-	Out	114.7		50.253	100.8	1:36.686	2-	38.168	122.7	46.302	103.6	1:24.470			
10	Peter SUTHERLAND										C Kinpac Racing				
1-	Out	107.0		46.122	117.3	1:27.699	11-	Out	132.4	43.785	113.4	1:25.438			
2-	35.449	131.1		43.193	117.1	1:18.642	12-	34.345	133.7	42.084	115.1	1:16.429			
3-	34.288	134.5		42.828	115.7	1:17.116	13-	33.620	133.7	42.583	113.7	1:16.203			
4-	34.093	130.6		42.713	116.5	1:16.806	14-	33.955	135.0	41.992	115.1	1:15.947			

Snetterton
Circuit Length = 1.9520 miles
Start: 09:00 End: 09:31

Weather / Track : Cloudy / Dry

MCRCB BULLETIN TK014

2009 Relentless British 125GP Championship & ACU Academy Cup

QUALIFYING 1 - SECTOR ANALYSIS

5-	34.133	117.9	42.235	117.9	1:16.368	15-	33.776	135.6	42.201	115.3	1:15.977
6-	34.196	134.2	41.974	116.5	1:16.170	16-	33.822	134.8	41.933	114.9	1:15.755
7-	34.043	134.5	42.295	113.6	1:16.338	17-	33.797	135.6	41.926	115.9	1:15.723
8-	34.066	133.7	42.475	114.5	1:16.541	18-	34.112	134.8	41.916	114.5	1:16.028
9-	34.018	135.3	41.861	115.9	1:15.879	19-	33.939	134.5	42.152	114.5	1:16.091
10-	34.042	133.9	In		5:33.196P	20-	33.790	134.5	41.724	115.5	1:15.514
11	Tom WEEDEN C TABOO Motorsport Junior Team										
1-	Out	111.1	45.787	110.6	1:30.322	11-	35.006	128.1	42.853	110.6	1:17.859
2-	35.738	126.9	44.777	111.5	1:20.515	12-	35.527	128.6	43.465	110.4	1:18.992
3-	35.439	127.3	44.668	110.2	1:20.107	13-	34.972	128.3	43.149	110.0	1:18.121
4-	35.662	127.1	44.146	110.9	1:19.808	14-	35.452	128.1	In		4:42.041P
5-	35.208	127.3	43.370	111.1	1:18.578	15-	Out	128.1	43.488	110.4	1:26.675
6-	35.489	127.6	43.297	109.7	1:18.786	16-	34.711	129.3	43.027	111.3	1:17.738
7-	35.276	127.1	43.905	109.3	1:19.181	17-	35.453	125.4	43.447	110.6	1:18.900
8-	35.175	128.6	42.609	110.2	1:17.784	18-	35.055	130.6	42.414	111.7	1:17.469
9-	35.464	131.1	43.368	111.3	1:18.832	19-	34.864	130.3	42.979	111.7	1:17.843
10-	34.897	131.1	43.443	110.0	1:18.340	20-	35.432	127.6	42.527	112.4	1:17.959
12	Edward RENDELL Team Aztec GP										
1-	Out	102.6	49.120	93.6	1:36.023	12-	Out	107.2	44.772	107.5	1:27.222
2-	41.761	93.6	49.053	94.5	1:30.814	13-	35.983	126.4	42.674	107.9	1:18.657
3-	38.168	108.8	45.031	104.0	1:23.199	14-	34.793	126.9	41.941	110.6	1:16.734
4-	36.184	122.2	43.595	108.2	1:19.779	15-	34.285	129.3	41.727	108.8	1:16.012
5-	35.197	122.7	43.129	108.2	1:18.326	16-	34.696	126.1	41.933	108.9	1:16.629
6-	35.386	126.1	44.065	106.9	1:19.451	17-	34.477	126.6	41.818	110.2	1:16.295
7-	35.821	125.9	42.794	107.9	1:18.615	18-	34.675	128.8	42.188	111.7	1:16.863
8-	34.972	125.4	42.447	106.7	1:17.419	19-	34.415	127.6	41.496	109.7	1:15.911
9-	34.854	126.4	42.498	108.1	1:17.352	20-	34.487	126.9	41.923	110.2	1:16.410
10-	34.856	124.3	42.127	108.6	1:16.983	21-	34.206	125.2	41.602	109.8	1:15.808
11-	34.967	125.0	In		4:25.539P						
13	Rob GUIVER SP125 / RG Racing										
1-	Out	106.9	43.729	111.7	1:28.339	9-	Out	129.1	42.159	111.5	1:22.510
2-	34.615	130.6	42.122	111.1	1:16.737	10-	34.629	130.8	41.198	111.7	1:15.827
3-	34.526	130.3	41.567	111.1	1:16.093	11-	34.004	131.6	41.451	113.0	1:15.455
4-	34.492	128.3	41.584	112.2	1:16.076	12-	34.224	130.8	41.227	111.8	1:15.451
5-	34.000	131.3	42.343	112.0	1:16.343	13-	34.040	130.6	40.764	115.1	1:14.804
6-	34.543	128.3	42.508	112.8	1:17.051	14-	34.207	130.1	40.845	111.7	1:15.052
7-	34.661	127.1	In		4:56.521P	15-	34.212	129.1	40.853	111.8	1:15.065
8-	Out	124.7	In		8:04.652P	16-	34.018	129.3	40.913	111.7	1:14.931
14	Jamie MOSSEY Tally Medical										
1-	Out	99.0	53.000	83.3	1:43.846	13-	34.630	129.1	42.434	111.3	1:17.064
2-	40.816	115.3	48.403	101.1	1:29.219	14-	34.973	127.6	43.457	109.3	1:18.430
3-	37.721	126.4	44.276	110.6	1:21.997	15-	34.859	127.1	41.921	110.2	1:16.780
4-	35.976	125.9	43.822	110.4	1:19.798	16-	34.522	129.6	42.401	109.1	1:16.923
5-	35.565	126.4	43.692	109.1	1:19.257	17-	35.305	128.1	42.230	109.1	1:17.535
6-	35.295	127.3	43.476	112.2	1:18.771	18-	34.930	126.9	42.158	108.9	1:17.088
7-	35.608	125.9	42.919	108.8	1:18.527	19-	34.639	128.1	41.745	112.8	1:16.384
8-	35.373	125.7	42.830	108.6	1:18.203	20-	35.128	127.6	41.928	110.6	1:17.056
9-	35.102	128.3	42.689	108.4	1:17.791	21-	34.758	127.6	41.894	109.8	1:16.652
10-	35.010	129.6	42.616	110.9	1:17.626	22-	34.852	126.6	41.771	110.9	1:16.623
11-	34.417	129.1	42.218	110.4	1:16.635	23-	34.615	127.6	41.719	111.3	1:16.334
12-	34.556	129.8	42.216	110.9	1:16.772						
16	Shaun HORSMAN Symitry I.T. North										
1-	Out	127.8	44.232	110.6	1:28.353	8-	34.498	130.1	42.268	109.8	1:16.766
2-	35.052	129.6	43.029	110.7	1:18.081	9-	34.538	128.1	41.764	110.6	1:16.302
3-	34.476	130.6	42.730	113.0	1:17.206	10-	34.336	130.3	42.035	110.4	1:16.371
4-	34.496	130.1	42.165	111.7	1:16.661	11-	34.582	128.3	42.065	109.1	1:16.647
5-	34.540	130.1	42.204	111.8	1:16.744	12-	36.247	121.4	In		4:09.292P
6-	35.011	128.6	42.307	109.5	1:17.318	13-	Out	114.7	44.468	108.6	1:28.437
7-	34.922	127.8	41.881	110.9	1:16.803	14-	35.221	128.8	42.901	109.3	1:18.122

Snetterton
Circuit Length = 1.9520 miles
Start: 09:00 End: 09:31

Weather / Track : Cloudy / Dry

MCRCB BULLETIN TK014

2009 Relentless British 125GP Championship & ACU Academy Cup
QUALIFYING 1 - SECTOR ANALYSIS

17	John McPHEE		C McPhee Racing								
1-	Out	101.7	53.640	109.7	1:52.233	2-	41.799	100.9	50.396	108.8	1:32.195
19	Michael HILL		TABOO Motorsport								
1-	Out	113.9	46.132	101.5	1:25.260	3-	35.306	123.6	In		1:50.921P
2-	36.815	128.8	43.889	110.9	1:20.704	4-	Out	130.8	42.971	113.4	1:22.568
21	Tom STANFORD		Stanford Racing								
1-	Out	120.9	46.758	98.5	1:30.026	13-	36.995	120.7	43.536	105.2	1:20.531
2-	37.471	123.8	44.416	104.7	1:21.887	14-	36.717	120.7	44.385	106.7	1:21.102
3-	36.782	124.5	43.891	106.7	1:20.673	15-	35.975	119.2	43.031	105.4	1:19.006
4-	36.768	122.9	43.600	106.9	1:20.368	16-	36.254	121.8	42.785	105.0	1:19.039
5-	36.181	122.9	43.289	107.2	1:19.470	17-	36.404	122.9	42.853	105.4	1:19.257
6-	36.176	121.8	43.411	105.8	1:19.587	18-	36.095	120.9	42.895	105.2	1:18.990
7-	36.688	120.9	43.372	104.7	1:20.060	19-	36.097	122.0	42.883	105.8	1:18.980
8-	36.656	120.9	43.154	104.0	1:19.810	20-	36.165	122.0	42.988	105.4	1:19.153
9-	36.389	122.7	43.356	103.9	1:19.745	21-	36.429	121.1	43.057	105.2	1:19.486
10-	36.345	122.0	43.429	104.4	1:19.774	22-	36.493	120.3	43.159	105.5	1:19.652
11-	36.241	121.6	43.283	104.0	1:19.524	23-	36.556	120.1	43.387	106.0	1:19.943
12-	36.164	123.8	43.200	104.7	1:19.364						
22	Matthew PAULO		C Paulo Racing								
1-	Out	94.1	53.624	105.5	1:47.085	4-	37.429	121.6	In		12:35.681P
2-	37.799	116.9	47.072	108.2	1:24.871	5-	Out	98.1	50.907	102.8	1:42.679
3-	36.249	126.6	46.301	108.9	1:22.550	6-	38.379	117.3	47.821	103.1	1:26.200
24	Ben BARRETT		SP125Racing / Lowerdale Autos								
1-	Out	113.7	50.454	106.7	1:37.755	12-	35.501	125.7	43.296	108.8	1:18.797
2-	37.964	122.7	46.563	109.3	1:24.527	13-	35.980	123.1	In		3:09.728P
3-	36.572	125.2	45.008	107.5	1:21.580	14-	Out	121.1	45.483	107.0	1:29.708
4-	36.480	123.8	45.756	108.4	1:22.236	15-	35.781	125.9	43.873	107.9	1:19.654
5-	36.341	123.6	44.664	107.4	1:21.005	16-	35.501	126.1	43.072	108.2	1:18.573
6-	36.322	124.0	44.112	107.5	1:20.434	17-	35.243	127.6	43.420	108.1	1:18.663
7-	36.332	125.0	43.830	107.7	1:20.162	18-	35.806	125.4	43.290	108.6	1:19.096
8-	36.067	124.0	43.528	107.2	1:19.595	19-	35.281	128.1	42.997	109.1	1:18.278
9-	35.843	125.4	43.823	110.0	1:19.666	20-	35.408	125.9	43.190	109.7	1:18.598
10-	35.374	125.4	43.231	107.7	1:18.605	21-	35.321	126.4	43.066	109.5	1:18.387
11-	35.553	125.2	43.938	108.6	1:19.491						
26	Nicole McALEER		C Megabikes.ie								
1-	Out	101.7	46.654	114.5	1:33.556	12-	35.182	125.4	43.694	113.9	1:18.876
2-	36.403	117.5	46.419	113.0	1:22.822	13-	35.095	126.1	43.854	115.1	1:18.949
3-	35.733	122.2	44.234	114.3	1:19.967	14-	35.032	127.1	43.134	113.6	1:18.166
4-	35.788	117.9	45.506	115.5	1:21.294	15-	34.772	127.3	43.345	113.2	1:18.117
5-	35.831	118.8	44.442	115.1	1:20.273	16-	35.105	126.9	43.279	113.6	1:18.384
6-	35.724	123.8	44.533	114.7	1:20.257	17-	34.769	127.1	43.533	113.2	1:18.302
7-	36.127	120.5	44.891	114.7	1:21.018	18-	34.759	125.2	43.715	113.4	1:18.474
8-	35.513	124.3	44.314	112.4	1:19.827	19-	34.722	130.8	43.177	113.9	1:17.899
9-	36.078	124.7	In		2:31.825P	20-	35.101	127.6	43.434	113.6	1:18.535
10-	Out	125.4	44.340	109.5	1:23.217	21-	34.726	129.1	43.379	113.7	1:18.105
11-	35.452	128.6	43.353	113.6	1:18.805	22-	34.743	128.1	42.923	114.5	1:17.666
27	Catherine GREEN		www.cgracing27.co.uk								
1-	Out	108.2	48.927	109.5	1:30.669	12-	Out	120.3	43.653	110.4	1:23.744
2-	36.313	117.7	45.021	111.8	1:21.334	13-	34.992	121.8	42.941	111.8	1:17.933
3-	35.673	118.1	43.959	113.0	1:19.632	14-	34.669	131.6	43.872	112.8	1:18.541
4-	35.557	119.0	44.106	113.7	1:19.663	15-	34.491	131.6	42.424	113.4	1:16.915
5-	34.830	125.7	43.265	114.5	1:18.095	16-	34.567	129.1	42.515	113.4	1:17.082
6-	35.422	120.7	43.622	112.0	1:19.044	17-	34.507	123.1	43.080	113.7	1:17.587
7-	35.105	129.1	42.672	112.4	1:17.777	18-	34.750	130.6	42.004	114.3	1:16.754
8-	35.013	128.3	In		3:36.422P	19-	34.358	130.3	41.818	114.3	1:16.176
9-	Out	122.2	43.635	112.6	1:22.413	20-	34.302	130.8	41.911	114.7	1:16.213
10-	35.046	116.7	43.204	112.8	1:18.250	21-	33.903	131.3	42.121	114.1	1:16.024

Snetterton
 Circuit Length = 1.9520 miles
 Start: 09:00 End: 09:31

Weather / Track : Cloudy / Dry

MCRCB BULLETIN TK014

2009 Relentless British 125GP Championship & ACU Academy Cup

QUALIFYING 1 - SECTOR ANALYSIS

11-	34.736	130.8		In		1:59.777 P					
28	Jon VINCENT		Molly / GRF Heavy Transport								
1-	Out	104.5	46.209	110.4	1:33.168	9-	36.084	119.8	In		7:44.943 P
2-	36.477	119.6	44.261	111.3	1:20.738	10-	Out	114.9	44.464	110.9	1:28.041
3-	35.283	124.5	43.481	112.2	1:18.764	11-	35.334	126.9	42.798	109.1	1:18.132
4-	35.347	119.6	44.020	110.6	1:19.367	12-	35.487	125.9	42.574	110.6	1:18.061
5-	35.315	119.8	43.236	111.8	1:18.551	13-	35.018	128.1	42.056	110.2	1:17.074
6-	34.936	123.1	44.191	110.9	1:19.127	14-	34.924	126.9	42.446	110.2	1:17.370
7-	35.086	128.8	43.707	108.9	1:18.793	15-	34.806	128.1	42.270	109.5	1:17.076
8-	35.050	127.8	42.428	108.4	1:17.478	16-	35.150	127.1	42.404	108.8	1:17.554
29	James LODGE		KRP / Earnshaws Motorcycles								
1-	34.951	132.1	43.087	112.2	1:18.038	11-	33.916	133.2	41.501	113.0	1:15.417
2-	34.501	131.6	42.547	111.7	1:17.048	12-	33.848	132.6	41.144	114.1	1:14.992
3-	34.399	131.6	43.221	111.8	1:17.620	13-	33.735	131.8	41.706	112.6	1:15.441
4-	34.314	132.9	42.820	115.9	1:17.134	14-	33.780	131.6	41.112	112.4	1:14.892
5-	34.094	131.8	42.076	112.2	1:16.170	15-	34.094	131.6	In		3:23.922 P
6-	35.555	130.3	In		3:13.321 P	16-	Out	132.9	41.876	113.2	1:18.279
7-	Out	132.1	43.014	112.6	1:20.847	17-	33.825	132.9	41.104	112.4	1:14.929
8-	34.228	131.3	42.214	111.8	1:16.442	18-	33.767	132.9	40.823	113.6	1:14.590
9-	34.279	128.3	42.026	111.5	1:16.305	19-	33.848	131.8	40.899	115.5	1:14.747
10-	33.843	135.8	42.011	113.6	1:15.854	20-	33.456	134.8	40.679	115.9	1:14.135
32	Gavin LUPTON		smo-racing								
1-	36.606	123.1	46.270	113.2	1:22.876	10-	Out	119.0	45.287	110.7	1:26.318
2-	35.548	127.1	44.816	113.0	1:20.364	11-	35.499	130.8	44.490	111.7	1:19.989
3-	36.127	118.1	45.493	113.4	1:21.620	12-	35.224	130.8	43.961	111.7	1:19.185
4-	35.757	125.0	44.616	113.9	1:20.373	13-	35.370	129.3	44.053	111.7	1:19.423
5-	35.564	124.3	44.675	113.0	1:20.239	14-	35.270	122.9	43.855	112.8	1:19.125
6-	36.103	123.4	44.875	112.0	1:20.978	15-	35.479	133.7	43.756	113.4	1:19.235
7-	35.458	128.3	44.377	111.7	1:19.835	16-	35.349	129.3	43.695	113.4	1:19.044
8-	36.832	126.9	44.385	112.6	1:21.217	17-	35.342	125.2	43.895	114.7	1:19.237
9-	35.903	122.9	In		6:51.214 P	18-	35.073	130.8	43.872	113.4	1:18.945
41	Shaun WINFIELD		C TAG Triumph								
1-	Out	100.3	48.333	98.5	1:31.353	7-	39.767	104.7	48.943	107.9	1:28.710
2-	36.482	124.3	43.950	109.8	1:20.432	8-	35.451	124.0	In		4:10.148 P
3-	36.033	125.2	43.555	109.3	1:19.588	9-	Out	117.1	45.458	105.8	1:26.176
4-	35.490	125.0	43.426	109.5	1:18.916	10-	36.574	125.4	43.103	108.8	1:19.677
5-	35.528	123.6	42.924	109.7	1:18.452	11-	35.474	124.0	42.894	110.4	1:18.368
6-	35.450	124.7	42.914	108.4	1:18.364	12-	34.756	128.8	42.336	113.0	1:17.092
46	Ross WALKER		C Ross Walker Racing								
1-	Out	122.5	45.376	108.9	1:27.314	12-	39.134	100.9	In		2:21.399 P
2-	35.427	129.3	42.950	109.7	1:18.377	13-	Out	96.4	45.621	107.9	1:36.069
3-	35.232	127.3	43.098	108.6	1:18.330	14-	34.907	129.6	42.180	112.0	1:17.087
4-	35.261	124.7	43.329	109.5	1:18.590	15-	34.588	123.1	42.395	110.9	1:16.983
5-	35.162	126.9	42.465	110.7	1:17.627	16-	34.898	124.7	43.763	109.1	1:18.661
6-	34.797	124.7	42.305	109.8	1:17.102	17-	35.118	127.6	42.088	109.3	1:17.206
7-	37.203	122.5	42.860	109.3	1:20.063	18-	34.603	127.3	42.128	110.0	1:16.731
8-	34.803	127.6	42.222	108.9	1:17.025	19-	34.576	127.3	42.306	110.7	1:16.882
9-	35.577	127.8	42.302	108.9	1:17.879	20-	34.586	129.1	42.353	109.7	1:16.939
10-	34.752	127.3	42.092	108.4	1:16.844	21-	34.739	127.1	41.916	110.2	1:16.655
11-	35.133	126.1	42.454	108.6	1:17.587	22-	34.516	127.1	42.425	109.1	1:16.941
50	Tim HASTINGS		C KRP / Bradley Smith Racing								
1-	34.144	133.2	42.688	114.1	1:16.832	12-	Out	132.1	41.423	114.9	1:20.282
2-	34.350	131.8	42.034	114.5	1:16.384	13-	33.281	134.2	41.038	117.7	1:14.319
3-	33.879	133.2	41.683	115.3	1:15.562	14-	33.635	133.9	41.266	113.7	1:14.901
4-	33.566	133.9	41.360	114.5	1:14.926	15-	33.606	135.0	41.748	113.2	1:15.354
5-	33.580	132.1	41.254	115.3	1:14.834	16-	33.837	134.5	41.062	115.1	1:14.899
6-	33.450	133.2	41.465	113.4	1:14.915	17-	34.086	132.9	41.676	113.4	1:15.762
7-	33.946	131.1	41.717	113.0	1:15.663	18-	33.282	134.5	40.904	116.7	1:14.186
8-	33.662	133.2	42.047	113.0	1:15.709	19-	33.586	135.0	40.691	115.5	1:14.277

Snetterton
Circuit Length = 1.9520 miles
Start: 09:00 End: 09:31

Weather / Track : Cloudy / Dry

MCRCB BULLETIN TK014

2009 Relentless British 125GP Championship & ACU Academy Cup
QUALIFYING 1 - SECTOR ANALYSIS

9-	33.741	132.9	41.062	114.3	1:14.803	20-	33.746	135.8	40.880	116.3	1:14.626
10-	33.555	132.4	41.208	114.1	1:14.763	21-	33.516	132.9	40.758	115.7	1:14.274
11-	34.732	125.2	In		3:12.150P	22-	33.327	134.2	40.807	116.5	1:14.134
52	Adam BLACKLOCK					C Repli-Cast UK					
1-	Out	106.5	In		2:42.283P	6-	37.534	112.0	In		4:42.910P
2-	Out	103.9	47.052	95.9	1:30.526	7-	Out	112.2	44.697	107.7	1:24.881
3-	38.306	114.7	45.466	103.9	1:23.772	8-	35.905	130.1	43.517	107.7	1:19.422
4-	37.453	112.4	46.263	102.1	1:23.716	9-	35.224	128.8	43.292	107.7	1:18.516
5-	37.804	108.9	45.978	105.7	1:23.782						
61	Paul JORDAN					KRP / Bradley Smith Racing					
1-	Out	122.0	45.380	113.7	1:28.718	13-	34.868	120.3	In		1:38.794P
2-	35.635	126.6	44.163	113.4	1:19.798	14-	Out	110.9	43.591	113.0	1:28.470
3-	34.885	131.8	43.149	113.0	1:18.034	15-	34.379	129.3	42.562	113.9	1:16.941
4-	34.497	131.8	42.766	113.2	1:17.263	16-	34.225	132.6	42.269	112.2	1:16.494
5-	34.225	129.6	42.212	114.1	1:16.437	17-	34.609	132.1	41.633	111.8	1:16.242
6-	34.413	131.3	42.176	114.1	1:16.589	18-	34.209	132.6	41.420	112.4	1:15.629
7-	34.579	131.6	42.233	113.6	1:16.812	19-	34.108	132.9	41.339	113.6	1:15.447
8-	33.998	133.4	In		1:33.987P	20-	33.962	132.9	41.273	113.9	1:15.235
9-	Out	131.1	42.234	113.0	1:21.581	21-	33.604	133.4	41.875	113.6	1:15.479
10-	34.040	133.2	42.362	112.4	1:16.402	22-	34.137	131.8	44.612	113.9	1:18.749
11-	33.979	133.9	41.776	113.2	1:15.755	23-	33.916	133.2	41.708	114.3	1:15.624
12-	34.161	132.6	42.333	113.7	1:16.494						
66	Tom HAYWARD					KRP / Daniel Weston Racing					
1-	Out	119.2	47.489	108.1	1:30.136	11-	34.153	132.1	42.061	115.3	1:16.214
2-	37.665	117.1	In		3:16.850P	12-	34.009	132.1	41.782	112.2	1:15.791
3-	Out	125.4	44.514	112.2	1:26.880	13-	34.124	134.8	42.570	113.0	1:16.694
4-	35.371	130.1	43.156	114.9	1:18.527	14-	33.842	133.9	42.255	113.4	1:16.097
5-	35.002	132.4	In		4:02.542P	15-	33.813	134.2	42.389	114.7	1:16.202
6-	Out	130.3	43.136	113.0	1:24.940	16-	34.243	126.9	43.160	113.2	1:17.403
7-	34.445	131.3	42.496	112.0	1:16.941	17-	34.548	132.4	41.586	113.0	1:16.134
8-	34.123	130.6	42.542	112.8	1:16.665	18-	33.935	132.9	41.818	115.1	1:15.753
9-	34.148	132.6	41.751	113.6	1:15.899	19-	33.926	131.8	41.305	113.9	1:15.231
10-	33.906	131.8	42.536	113.9	1:16.442	20-	33.654	132.1	41.306	113.9	1:14.960
69	Joshua HARLAND					C					
1-	Out	99.0	51.902	107.9	1:38.494	11-	36.507	117.9	45.410	107.9	1:21.917
2-	38.381	115.3	47.678	108.4	1:26.059	12-	35.942	123.4	43.871	107.2	1:19.813
3-	37.316	116.3	46.314	108.4	1:23.630	13-	36.282	124.0	46.384	104.9	1:22.666
4-	36.556	119.2	45.656	109.7	1:22.212	14-	35.777	125.7	55.461	106.9	1:31.238
5-	36.548	119.0	46.104	107.7	1:22.652	15-	36.348	123.1	44.700	107.0	1:21.048
6-	36.994	123.6	46.032	106.5	1:23.026	16-	36.035	123.6	44.472	110.6	1:20.507
7-	36.400	121.6	44.554	109.1	1:20.954	17-	35.179	125.2	43.357	109.7	1:18.536
8-	35.385	124.7	43.912	108.4	1:19.297	18-	35.277	123.4	43.786	109.3	1:19.063
9-	36.304	124.5	In		5:01.824P	19-	36.190	122.7	44.509	109.7	1:20.699
10-	Out	117.9	46.340	108.2	1:27.605						
72	Connor BEHAN					SP125 / Express Forklifts					
1-	Out	122.7	46.895	106.9	1:31.793	11-	34.150	124.7	41.126	109.3	1:15.276
2-	36.064	128.6	42.054	110.4	1:18.118	12-	34.296	124.7	40.408	108.9	1:14.704
3-	34.403	126.1	41.593	110.4	1:15.996	13-	34.288	123.6	41.162	108.6	1:15.450
4-	34.541	127.1	41.146	111.8	1:15.687	14-	34.585	125.4	41.037	108.4	1:15.622
5-	34.242	127.3	41.388	109.8	1:15.630	15-	35.255	111.7	47.237	109.7	1:22.492
6-	34.556	126.6	41.129	110.4	1:15.685	16-	34.139	127.6	40.377	110.7	1:14.516
7-	35.061	118.6	In		5:28.167P	17-	34.078	128.1	40.486	109.1	1:14.564
8-	Out	123.4	42.421	108.6	1:23.134	18-	34.089	127.6	40.115	111.5	1:14.204
9-	34.547	125.7	41.188	108.9	1:15.735	19-	33.836	127.3	40.188	114.1	1:14.024
10-	34.379	124.5	40.823	109.5	1:15.202	20-	33.654	130.8	40.467	115.1	1:14.121
77	Taylor MACKENZIE					C MMCG Motorpoint					
1-	36.147	128.8	43.801	111.5	1:19.948	12-	35.976	124.3	In		2:46.002P
2-	35.289	128.6	43.518	110.9	1:18.807	13-	Out	127.8	42.584	110.4	1:22.363
3-	35.877	129.1	44.539	107.9	1:20.416	14-	34.893	129.1	42.348	110.0	1:17.241

Snetterton
 Circuit Length = 1.9520 miles
 Start: 09:00 End: 09:31

Weather / Track : Cloudy / Dry

MCRCB BULLETIN TK014

2009 Relentless British 125GP Championship & ACU Academy Cup

QUALIFYING 1 - SECTOR ANALYSIS

4-	35.195	128.6	42.883	110.9	1:18.078	15-	34.835	129.8	42.455	110.2	1:17.290
5-	35.080	129.6	42.784	112.2	1:17.864	16-	34.822	128.1	43.553	110.0	1:18.375
6-	35.143	128.1	44.239	111.7	1:19.382	17-	34.789	129.3	42.721	110.7	1:17.510
7-	34.973	129.6	42.303	110.6	1:17.276	18-	34.664	129.3	42.153	110.7	1:16.817
8-	35.229	129.6	43.163	109.3	1:18.392	19-	34.364	131.1	41.861	110.6	1:16.225
9-	35.006	129.3	42.324	109.8	1:17.330	20-	34.705	129.3	41.863	111.7	1:16.568
10-	34.810	128.8	42.271	110.0	1:17.081	21-	34.621	129.6	43.055	112.0	1:17.676
11-	34.594	130.3	42.476	109.7	1:17.070						
86	Luke HARVEY RV Racing										
1-	Out	125.2	45.651	110.0	1:37.658	4-	35.847	127.1	43.307	109.8	1:19.154
2-	36.049	127.8	44.384	108.1	1:20.433	5-	35.674	128.3	43.513	108.2	1:19.187
3-	36.082	125.9	44.478	109.7	1:20.560	6-	35.913	126.4	43.759	110.2	1:19.672
87	Lee COSTELLO Vent-Axia / www.sp125racing.com										
1-	Out	82.3	50.153	99.1	1:36.923	8-	34.709	127.6	41.454	111.3	1:16.163
2-	39.396	92.2	46.518	104.5	1:25.914	9-	34.401	127.6	41.437	110.7	1:15.838
3-	38.561	103.7	48.995	107.7	1:27.556	10-	34.028	129.6	41.196	111.5	1:15.224
4-	35.515	113.7	43.689	110.2	1:19.204	11-	34.297	129.3	41.878	110.4	1:16.175
5-	36.009	128.3	44.264	109.7	1:20.273	12-	34.264	126.4	41.093	110.9	1:15.357
6-	35.135	125.7	41.809	109.7	1:16.944	13-	34.647	126.9	41.389	110.9	1:16.036
7-	34.330	129.1	41.769	110.2	1:16.099						
91	Ian STANFORD Stanford Racing										
1-	Out	100.3	49.363	92.7	1:36.256	13-	35.055	129.6	43.132	109.1	1:18.187
2-	39.661	109.7	47.052	109.3	1:26.713	14-	35.164	128.1	42.863	108.6	1:18.027
3-	35.883	129.8	43.575	110.0	1:19.458	15-	35.257	126.9	42.873	108.8	1:18.130
4-	35.465	126.4	44.150	109.3	1:19.615	16-	35.239	127.3	42.757	112.2	1:17.996
5-	35.597	127.8	43.321	110.2	1:18.918	17-	35.245	127.3	43.259	108.6	1:18.504
6-	35.427	126.9	42.854	109.3	1:18.281	18-	35.348	128.6	In		1:32.560P
7-	35.426	129.3	44.147	109.3	1:19.573	19-	Out	128.3	43.236	109.3	1:21.341
8-	35.736	129.8	43.847	107.0	1:19.583	20-	35.246	128.3	42.946	108.9	1:18.192
9-	35.298	128.3	42.563	108.4	1:17.861	21-	35.123	128.1	42.572	110.7	1:17.695
10-	35.454	128.1	42.883	108.6	1:18.337	22-	35.028	129.3	43.497	112.8	1:18.525
11-	35.569	130.1	43.465	108.4	1:19.034	23-	35.295	128.8	44.786	105.7	1:20.081
12-	35.086	130.1	42.866	110.6	1:17.952						
96	Ryan SAXELBY KRP / Bradley Smith Racing										
1-	Out	127.1	45.305	112.6	1:25.843	11-	34.885	132.6	41.977	113.2	1:16.862
2-	34.804	132.1	43.240	112.4	1:18.044	12-	33.979	130.8	41.945	115.1	1:15.924
3-	34.611	133.7	42.612	112.0	1:17.223	13-	33.590	131.6	41.549	113.2	1:15.139
4-	34.554	132.4	43.220	111.7	1:17.774	14-	33.779	135.3	42.413	113.7	1:16.192
5-	34.430	133.9	42.392	114.7	1:16.822	15-	33.975	133.2	In		3:14.874P
6-	34.953	132.9	42.250	113.7	1:17.203	16-	Out	133.4	41.969	112.2	1:18.561
7-	34.823	132.4	In		5:40.956P	17-	34.087	133.7	41.912	113.2	1:15.999
8-	Out	132.9	43.047	115.3	1:20.701	18-	33.853	133.7	41.907	114.9	1:15.760
9-	34.180	134.2	42.288	113.2	1:16.468	19-	33.865	133.9	42.057	113.6	1:15.922
10-	34.481	133.2	42.113	112.8	1:16.594						
99	Kasey WYATT C Repli-Cast UK										
1-	Out	110.4	47.621	108.9	1:30.274	8-	35.623	127.8	In		1:56.281P
2-	36.581	116.1	In		2:21.071P	9-	Out	126.9	44.312	113.0	1:24.844
3-	Out	119.8	45.212	112.4	1:23.869	10-	35.493	127.8	43.983	110.6	1:19.476
4-	35.795	125.2	44.504	111.5	1:20.299	11-	35.212	126.6	43.981	112.0	1:19.193
5-	35.729	127.1	44.648	110.7	1:20.377	12-	35.407	128.6	43.399	111.1	1:18.806
6-	35.652	127.3	44.385	110.7	1:20.037	13-	35.184	127.6	43.785	111.7	1:18.969
7-	35.827	127.3	45.002	108.8	1:20.829	14-	35.361	128.1	43.334	111.5	1:18.695

Snetterton
Circuit Length = 1.9520 miles
Start: 09:00 End: 09:31

Weather / Track : Cloudy / Dry

MCRCB BULLETIN TK015

2009 Relentless British 125GP Championship & ACU Academy Cup

QUALIFYING 1 - SPEED TRAPS

SECTOR 1				SECTOR 2			FINISH LINE		
POS	NO	NAME	MPH	NO	NAME	MPH	NO	NAME	MPH
1	29	James LODGE	135.8				10	Peter SUTHERLAND	117.9
2	50	Tim HASTINGS	135.8				50	Tim HASTINGS	117.7
3	10	Peter SUTHERLAND	135.6				6	Martin GLOSSOP	117.5
4	96	Ryan SAXELBY	135.3				29	James LODGE	115.9
5	6	Martin GLOSSOP	135.0				8	Brian CLARK	115.5
6	66	Tom HAYWARD	134.8				26	Nicole McALEER	115.5
7	2	Robbie STEWART	134.5				66	Tom HAYWARD	115.3
8	61	Paul JORDAN	133.9				96	Ryan SAXELBY	115.3
9	32	Gavin LUPTON	133.7				13	Rob GUIVER	115.1
10	8	Brian CLARK	132.9				72	Connor BEHAN	115.1
11	13	Rob GUIVER	131.6				27	Catherine GREEN	114.7
12	27	Catherine GREEN	131.6				32	Gavin LUPTON	114.7
13	11	Tom WEEDEN	131.1				2	Robbie STEWART	114.5
14	19	Michael HILL	131.1				61	Paul JORDAN	114.3
15	77	Taylor MACKENZIE	131.1				19	Michael HILL	113.4
16	26	Nicole McALEER	130.8				16	Shaun HORSMAN	113.0
17	72	Connor BEHAN	130.8				41	Shaun WINFIELD	113.0
18	16	Shaun HORSMAN	130.6				99	Kasey WYATT	113.0
19	52	Adam BLACKLOCK	130.1				14	Jamie MOSSEY	112.8
20	91	Ian STANFORD	130.1				91	Ian STANFORD	112.8
21	14	Jamie MOSSEY	129.8				7	Deane BROWN	112.4
22	46	Ross WALKER	129.6				11	Tom WEEDEN	112.4
23	87	Lee COSTELLO	129.6				28	Jon VINCENT	112.2
24	12	Edward RENDELL	129.3				77	Taylor MACKENZIE	112.2
25	28	Jon VINCENT	128.8				46	Ross WALKER	112.0
26	41	Shaun WINFIELD	128.8				12	Edward RENDELL	111.7
27	99	Kasey WYATT	128.6				87	Lee COSTELLO	111.5
28	86	Luke HARVEY	128.3				69	Joshua HARLAND	110.6
29	24	Ben BARRETT	128.1				86	Luke HARVEY	110.2
30	7	Deane BROWN	127.6				24	Ben BARRETT	110.0
31	22	Matthew PAULO	126.6				17	John McPHEE	109.7
32	69	Joshua HARLAND	125.7				22	Matthew PAULO	108.9
33	4	Philip WAKEFIELD	125.0				4	Philip WAKEFIELD	108.6
34	21	Tom STANFORD	124.5				52	Adam BLACKLOCK	107.7
35	9	Niall CAMPBELL	122.9				21	Tom STANFORD	107.2
36	17	John McPHEE	101.7				9	Niall CAMPBELL	103.6

Weather / Track : Cloudy / Dry

www.tsl-timing.com

Snetterton
Circuit Length = 1.9520 miles
Start: 09:00 End: 09:31

Printed - 09.32 Saturday, 20 June 2009

MCRCB BULLETIN TK016

2009 Relentless British 125GP Championship & ACU Academy Cup

QUALIFYING 1 - BEST SECTORS

SECTOR 1			SECTOR 2			IDEAL / BEST COMPARISON						
POS	NO	NAME	TIME	NO	NAME	TIME	POS	NO	NAME	IDEAL	BEST	DIFF
1	50	HASTINGS	33.281	72	BEHAN	40.115	1	72	BEHAN	1:13.769	1:14.024	0.255
2	29	LODGE	33.456	6	GLOSSOP	40.430	2	6	GLOSSOP	1:13.938	1:13.989	0.051
3	6	GLOSSOP	33.508	29	LODGE	40.679	3	50	HASTINGS	1:13.972	1:14.134	0.162
4	2	STEWART	33.567	50	HASTINGS	40.691	4	29	LODGE	1:14.135	1:14.135	0.000
5	96	SAXELBY	33.590	13	GUIVER	40.764	5	8	CLARK	1:14.478	1:14.670	0.192
6	61	JORDAN	33.604	8	CLARK	40.796	6	2	STEWART	1:14.670	1:15.086	0.416
7	10	SUTHERLAND	33.620	87	COSTELLO	41.093	7	13	GUIVER	1:14.764	1:14.804	0.040
8	66	HAYWARD	33.654	2	STEWART	41.103	8	61	JORDAN	1:14.877	1:15.235	0.358
9	72	BEHAN	33.654	61	JORDAN	41.273	9	66	HAYWARD	1:14.959	1:14.960	0.001
10	8	CLARK	33.682	66	HAYWARD	41.305	10	87	COSTELLO	1:15.121	1:15.224	0.103
11	27	GREEN	33.903	7	BROWN	41.316	11	96	SAXELBY	1:15.139	1:15.139	0.000
12	13	GUIVER	34.000	12	RENDELL	41.496	12	10	SUTHERLAND	1:15.344	1:15.514	0.170
13	87	COSTELLO	34.028	96	SAXELBY	41.549	13	7	BROWN	1:15.629	1:15.713	0.084
14	12	RENDELL	34.206	14	MOSSEY	41.719	14	12	RENDELL	1:15.702	1:15.808	0.106
15	7	BROWN	34.313	10	SUTHERLAND	41.724	15	27	GREEN	1:15.721	1:16.024	0.303
16	16	HORSMAN	34.336	16	HORSMAN	41.764	16	16	HORSMAN	1:16.100	1:16.302	0.202
17	77	MACKENZIE	34.364	27	GREEN	41.818	17	14	MOSSEY	1:16.136	1:16.334	0.198
18	14	MOSSEY	34.417	77	MACKENZIE	41.861	18	77	MACKENZIE	1:16.225	1:16.225	0.000
19	46	WALKER	34.516	46	WALKER	41.916	19	46	WALKER	1:16.432	1:16.655	0.223
20	41	WINFIELD	34.639	28	VINCENT	42.056	20	28	VINCENT	1:16.862	1:17.074	0.212
21	11	WEEDEN	34.711	41	WINFIELD	42.336	21	41	WINFIELD	1:16.975	1:17.092	0.117
22	26	McALEER	34.722	11	WEEDEN	42.414	22	11	WEEDEN	1:17.125	1:17.469	0.344
23	28	VINCENT	34.806	91	STANFORD	42.563	23	91	STANFORD	1:17.591	1:17.695	0.104
24	19	HILL	34.940	21	STANFORD	42.785	24	26	McALEER	1:17.645	1:17.666	0.021
25	91	STANFORD	35.028	26	McALEER	42.923	25	19	HILL	1:17.911	1:20.704	2.793
26	32	LUPTON	35.073	19	HILL	42.971	26	24	BARRETT	1:18.240	1:18.278	0.038
27	69	HARLAND	35.179	24	BARRETT	42.997	27	52	BLACKLOCK	1:18.516	1:18.516	0.000
28	99	WYATT	35.184	52	BLACKLOCK	43.292	28	99	WYATT	1:18.518	1:18.695	0.177
29	52	BLACKLOCK	35.224	86	HARVEY	43.307	29	69	HARLAND	1:18.536	1:18.536	0.000
30	24	BARRETT	35.243	99	WYATT	43.334	30	21	STANFORD	1:18.760	1:18.980	0.220
31	86	HARVEY	35.674	69	HARLAND	43.357	31	32	LUPTON	1:18.768	1:18.945	0.177
32	21	STANFORD	35.975	32	LUPTON	43.695	32	86	HARVEY	1:18.981	1:19.154	0.173
33	22	PAULO	36.249	4	WAKEFIELD	46.163	33	22	PAULO	1:22.550	1:22.550	0.000
34	4	WAKEFIELD	36.437	22	PAULO	46.301	34	4	WAKEFIELD	1:22.600	1:32.450	9.850
35	9	CAMPBELL	36.944	9	CAMPBELL	46.302	35	9	CAMPBELL	1:23.246	1:24.470	1.224
36	17	McPHEE	41.799	17	McPHEE	50.396	36	17	McPHEE	1:32.195	1:32.195	0.000
Perfect lap										1:13.396		

**2009 Relentless British 125GP Championship & ACU Academy Cup
QUALIFYING 2 - COMBINED CLASSIFICATION**

POS	NO	CL	NAME	ENTRY	FIRST		SECOND		GAP	DIFF
					TIME	LAPS	TIME	LAPS		
1	6		Martin GLOSSOP	Seel Honda - KRP / Bradley Smith Racing	1:13.989	21	1:17.878	5		
2	72		Connor BEHAN	Honda - SP125 / Express Forklifts	1:14.024	20	1:29.430	2	0.035	0.035
3	50	C	Tim HASTINGS	Honda - KRP / Bradley Smith Racing	1:14.134	22	1:17.312	7	0.145	0.110
4	29		James LODGE	Honda - KRP / Earnshaws Motorcycles	1:14.135	20	1:14.993	8	0.146	0.001
5	8		Brian CLARK	Honda - Banks Racing/Express Racewear	1:14.670	22	1:17.523	2	0.681	0.535
6	13		Rob GUIVER	Honda - SP125 / RG Racing	1:14.804	16	1:15.686	5	0.815	0.134
7	66		Tom HAYWARD	Honda - KRP / Daniel Weston Racing	1:14.960	20	1:16.589	4	0.971	0.156
8	2		Robbie STEWART	Honda - Repli-Cast UK	1:15.086	22	1:18.613	10	1.097	0.126
9	96		Ryan SAXELBY	Honda - KRP / Bradley Smith Racing	1:15.139	19	1:16.007	5	1.150	0.053
10	87		Lee COSTELLO	Honda - Vent-Axia / www.sp125racing.com	1:15.224	13	1:16.992	12	1.235	0.085
11	61		Paul JORDAN	Honda - KRP / Bradley Smith Racing	1:15.235	23	1:17.576	5	1.246	0.011
12	10	C	Peter SUTHERLAND	Aprillia - Kinpac Racing	1:15.514	20	1:17.566	12	1.525	0.279
13	7	C	Deane BROWN	Honda - Colin Appleyard / Macadam Racing	1:15.713	20	1:23.256	11	1.724	0.199
14	12		Edward RENDELL	Honda - Team Aztec GP	1:15.808	21	1:20.325	10	1.819	0.095
15	27		Catherine GREEN	Honda - www.cgracing27.co.uk	1:16.024	21	1:21.188	11	2.035	0.216
16	77	C	Taylor MACKENZIE	Honda - MMCG Motorpoint	1:16.225	21	1:18.484	12	2.236	0.201
17	16		Shaun HORSMAN	Honda - Symitry I.T. North	1:16.302	14	1:34.493	2	2.313	0.077
18	14		Jamie MOSSEY	Honda - Tally Medical	1:16.334	23	1:18.059	6	2.345	0.032
19	46	C	Ross WALKER	Honda - Ross Walker Racing	1:16.655	22	1:18.596	9	2.666	0.321
20	28		Jon VINCENT	Honda - Molly / GRF Heavy Transport	1:17.074	16	1:36.343	2	3.085	0.419
21	41	C	Shaun WINFIELD	Honda - TAG Triumph	1:17.092	12		0	3.103	0.018
22	19		Michael HILL	Honda - TABOO Motorsport		4	1:17.446	12	3.457	0.354
23	11	C	Tom WEEDEN	Honda - TABOO Motorsport Junior Team	1:17.469	20	1:18.385	5	3.480	0.023
24	26	C	Nicole McALEER	Honda - Megabikes.ie	1:17.666	22	1:28.585	3	3.677	0.197
25	91		Ian STANFORD	Honda - Stanford Racing	1:17.695	23		0	3.706	0.029
26	52	C	Adam BLACKLOCK	Honda - Repli-Cast UK	1:18.516	9	1:17.898	15	3.909	0.203
27	24		Ben BARRETT	Honda - SP125Racing / Lowerdale Autos	1:18.278	21	1:20.405	3	4.289	0.380
28	69	C	Joshua HARLAND	Honda -	1:18.536	19		0	4.547	0.258
29	99	C	Kasey WYATT	Honda - Repli-Cast UK	1:18.695	14	1:19.761	13	4.706	0.159
30	32		Gavin LUPTON	Honda - smo-racing	1:18.945	18	1:19.748	5	4.956	0.250
31	21		Tom STANFORD	Honda - Stanford Racing	1:18.980	23	1:21.354	14	4.991	0.035
32	86		Luke HARVEY	Honda - RV Racing	1:19.154	6	1:21.434	4	5.165	0.174
33	4		Philip WAKEFIELD	Honda - PWR / Sandbach Scrap Metal		3	1:19.322	5	5.333	0.168
34	22	C	Matthew PAULO	Honda - Paulo Racing	1:22.550	6	1:20.324	4	6.335	1.002
35	9	C	Niall CAMPBELL	Honda - Kinpac Racing	1:24.470	2	1:40.844	1	10.481	4.146
36	17	C	John McPHEE	Honda - McPhee Racing	1:32.195	2	1:31.374	9	17.385	6.904

No's 4 & 19 - 1st session times disallowed for non attendance at Parc Ferme

Weather / Track : Rain / Wet

These results are provisional until the conclusion of any judicial and technical matters.

Snetterton
Circuit Length = 1.9520 miles
Start: 13:10 End: 13:41

Race Director :	Stewards :	Timekeeper :

MCRCB BULLETIN TK039

2009 Relentless British 125GP Championship & ACU Academy Cup QUALIFYING 2 - CLASSIFICATION

POS	NO	CL	NAME	ENTRY	TIME	ON	LAPS	GAP	DIFF	MPH
1	29		James LODGE	Honda - KRP / Earnshaws Motorcycles	1:14.993	5	8			93.70
2	13		Rob GUIVER	Honda - SP125 / RG Racing	1:15.686	4	5	0.693	0.693	92.84
3	96		Ryan SAXELBY	Honda - KRP / Bradley Smith Racing	1:16.007	5	5	1.014	0.321	92.45
4	66		Tom HAYWARD	Honda - KRP / Daniel Weston Racing	1:16.589	4	4	1.596	0.582	91.75
5	87		Lee COSTELLO	Honda - Vent-Axia / www.sp125racing.com	1:16.992	4	12	1.999	0.403	91.27
6	50	C	Tim HASTINGS	Honda - KRP / Bradley Smith Racing	1:17.312	3	7	2.319	0.320	90.89
7	19		Michael HILL	Honda - TABOO Motorsport	1:17.446	3	12	2.453	0.134	90.73
8	8		Brian CLARK	Honda - Banks Racing/Express Racewear	1:17.523	2	2	2.530	0.077	90.64
9	10	C	Peter SUTHERLAND	Aprillia - Kinpac Racing	1:17.566	4	12	2.573	0.043	90.59
10	61		Paul JORDAN	Honda - KRP / Bradley Smith Racing	1:17.576	5	5	2.583	0.010	90.58
11	6		Martin GLOSSOP	Seel Honda - KRP / Bradley Smith Racing	1:17.878	4	5	2.885	0.302	90.23
12	52	C	Adam BLACKLOCK	Honda - Repli-Cast UK	1:17.898	4	15	2.905	0.020	90.20
13	14		Jamie MOSSEY	Honda - Tally Medical	1:18.059	5	6	3.066	0.161	90.02
14	11	C	Tom WEEDEN	Honda - TABOO Motorsport Junior Team	1:18.385	4	5	3.392	0.326	89.64
15	77	C	Taylor MACKENZIE	Honda - MMCG Motorpoint	1:18.484	4	12	3.491	0.099	89.53
16	46	C	Ross WALKER	Honda - Ross Walker Racing	1:18.596	4	9	3.603	0.112	89.40
17	2		Robbie STEWART	Honda - Repli-Cast UK	1:18.613	4	10	3.620	0.017	89.38
18	4		Philip WAKEFIELD	Honda - PWR / Sandbach Scrap Metal	1:19.322	4	5	4.329	0.709	88.58
19	32		Gavin LUPTON	Honda - smo-racing	1:19.748	4	5	4.755	0.426	88.11
20	99	C	Kasey WYATT	Honda - Repli-Cast UK	1:19.761	4	13	4.768	0.013	88.10
21	22	C	Matthew PAULO	Honda - Paulo Racing	1:20.324	4	4	5.331	0.563	87.48
22	12		Edward RENDELL	Honda - Team Aztec GP	1:20.325	2	10	5.332	0.001	87.48
23	24		Ben BARRETT	Honda - SP125Racing / Lowerdale Autos	1:20.405	3	3	5.412	0.080	87.39
24	27		Catherine GREEN	Honda - www.cgracing27.co.uk	1:21.188	3	11	6.195	0.783	86.55
25	21		Tom STANFORD	Honda - Stanford Racing	1:21.354	5	14	6.361	0.166	86.37
26	86		Luke HARVEY	Honda - RV Racing	1:21.434	2	4	6.441	0.080	86.29
27	7	C	Deane BROWN	Honda - Colin Appleyard / Macadam Racing	1:23.256	3	11	8.263	1.822	84.40
28	26	C	Nicole McALEER	Honda - Megabikes.ie	1:28.585	3	3	13.592	5.329	79.32
29	72		Connor BEHAN	Honda - SP125 / Express Forklifts	1:29.430	1	2	14.437	0.845	78.57
30	17	C	John McPHEE	Honda - McPhee Racing	1:31.374	9	9	16.381	1.944	76.90
31	16		Shaun HORSMAN	Honda - Symitry I.T. North	1:34.493	2	2	19.500	3.119	74.36
32	28		Jon VINCENT	Honda - Molly / GRF Heavy Transport	1:36.343	1	2	21.350	1.850	72.93
33	9	C	Niall CAMPBELL	Honda - Kinpac Racing	1:40.844	1	1	25.851	4.501	69.68
34	91		Ian STANFORD	Honda - Stanford Racing		0	0			
37	41	C	Shaun WINFIELD	Honda - TAG Triumph		0	0			
39	69	C	Joshua HARLAND	Honda -		0	0			

Weather / Track : Rain / Wet

These results are provisional until the conclusion of any judicial and technical matters.

Snetterton
Circuit Length = 1.9520 miles
Start: 13:10 End: 13:41

Race Director :

Stewards :

Timekeeper :

MCRCB BULLETIN TK040

2009 Relentless British 125GP Championship & ACU Academy Cup
QUALIFYING 2 - SECTOR ANALYSIS

2	Robbie STEWART										Repli-Cast UK				
1-	Out	108.2	48.260	109.5	1:35.461	6-	41.940	99.0	In		17:38.216P				
2-	36.495	117.9	45.223	112.8	1:21.718	7-	Out	105.7	52.600	107.5	1:50.486				
3-	35.974	130.3	43.969	113.2	1:19.943	8-	39.449	118.1	50.318	107.7	1:29.767				
4-	34.989	127.6	43.624	111.7	1:18.613	9-	39.095	122.9	49.715	108.2	1:28.810				
5-	34.793	121.8	44.629	111.3	1:19.422	10-	38.657	117.7	48.713	108.8	1:27.370				
4	Philip WAKEFIELD										PWR / Sandbach Scrap Metal				
1-	Out	103.7	48.266	105.7	1:38.666	4-	36.248	122.5	43.074	106.4	1:19.322				
2-	37.599	123.8	44.964	107.2	1:22.563	5-	36.312	120.7	43.934	106.4	1:20.246				
3-	36.785	122.7	43.978	106.0	1:20.763										
6	Martin GLOSSOP										KRP / Bradley Smith Racing				
1-	Out	100.0	48.719	113.0	1:36.620	4-	34.560	126.9	43.318	113.4	1:17.878				
2-	37.469	118.8	45.526	114.3	1:22.995	5-	36.041	111.5	In		5:40.875P				
3-	35.826	129.1	43.579	115.1	1:19.405										
7	Deane BROWN										C Colin Appleyard / Macadam Racing				
1-	Out	90.3	In		3:07.982P	7-	40.432	110.4	50.879	109.1	1:31.311				
2-	Out	104.2	48.311	111.3	1:38.193	8-	40.203	109.5	49.991	109.8	1:30.194				
3-	37.554	119.8	45.702	110.7	1:23.256	9-	40.128	110.7	49.350	110.0	1:29.478				
4-	39.445	109.8	In		11:52.396P	10-	39.829	108.2	In		3:20.348P				
5-	Out	95.5	55.114	107.2	1:50.983	11-	Out	101.5	49.870	110.4	1:38.034				
6-	42.504	105.2	51.019	108.2	1:33.523										
8	Brian CLARK										Banks Racing/Express Racewear				
1-	37.170	129.3	43.180	113.0	1:20.350	2-	35.440	128.6	42.083	113.6	1:17.523				
9	Niall CAMPBELL										C Kinpac Racing				
1-	Out	95.5	49.944	103.7	1:40.844										
10	Peter SUTHERLAND										C Kinpac Racing				
1-	Out	122.0	44.873	117.7	1:25.433	7-	39.055	102.8	49.581	113.9	1:28.636				
2-	34.726	126.6	43.376	117.7	1:18.102	8-	38.580	111.1	48.952	114.5	1:27.532				
3-	35.594	127.1	42.939	115.1	1:18.533	9-	37.984	117.7	47.967	115.7	1:25.951				
4-	34.432	132.6	43.134	114.9	1:17.566	10-	39.222	117.3	48.074	115.9	1:27.296				
5-	36.122	122.2	In		7:51.219P	11-	37.572	119.0	48.769	115.5	1:26.341				
6-	Out	94.7	51.420	114.3	1:34.842	12-	37.669	125.7	48.008	114.9	1:25.677				
11	Tom WEEDEN										C TABOO Motorsport Junior Team				
1-	Out	114.7	45.568	111.1	1:28.572	4-	35.316	130.3	43.069	112.0	1:18.385				
2-	35.461	129.1	44.121	110.9	1:19.582	5-	35.148	130.1	43.438	111.8	1:18.586				
3-	35.481	128.3	43.531	111.5	1:19.012										
12	Edward RENDELL										Team Aztec GP				
1-	Out	108.1	45.150	104.7	1:31.511	6-	40.667	106.5	50.936	106.2	1:31.603				
2-	36.732	121.8	43.593	106.9	1:20.325	7-	40.004	110.6	49.908	105.8	1:29.912				
3-	42.653	89.6	In		11:40.121P	8-	39.736	111.8	49.680	107.0	1:29.416				
4-	Out	85.3	54.704	104.5	1:46.630	9-	39.632	108.1	In		2:12.872P				
5-	42.407	95.7	53.109	106.4	1:35.516	10-	Out	100.8	51.104	98.8	1:42.196				
13	Rob GUIVER										SP125 / RG Racing				
1-	Out	112.6	44.406	110.6	1:29.645	4-	34.329	128.8	41.357	110.0	1:15.686				
2-	35.782	127.3	42.830	110.6	1:18.612	5-	34.402	128.3	41.356	111.3	1:15.758				
3-	34.479	129.1	41.687	111.1	1:16.166										
14	Jamie MOSSEY										Tally Medical				
1-	Out	116.5	47.442	109.8	1:30.691	4-	35.764	125.7	43.224	109.5	1:18.988				
2-	37.600	125.4	45.667	110.0	1:23.267	5-	35.314	126.6	42.745	109.8	1:18.059				
3-	35.964	126.9	43.743	111.1	1:19.707	6-	37.168	120.9	44.949	109.7	1:22.117				

Snetterton
 Circuit Length = 1.9520 miles
 Start: 13:10 End: 13:41

Weather / Track : Rain / Wet

MCRCB BULLETIN TK040

2009 Relentless British 125GP Championship & ACU Academy Cup

QUALIFYING 2 - SECTOR ANALYSIS

16	Shaun HORSMAN		Symitry I.T. North								
1-	Out	85.3	In		6:49.763P	2-	Out	109.3	49.314	109.1	1:34.493
17	John McPHEE		C McPhee Racing								
1-	Out	106.5	47.564	106.9	1:34.758	6-	43.437	78.1	In		5:38.611P
2-	41.459	103.4	In		3:41.755P	7-	Out	91.4	54.691	105.8	1:42.215
3-	Out	105.0	47.991	106.2	1:33.674	8-	41.232	100.0	52.708	107.0	1:33.940
4-	43.299	103.9	In		9:33.340P	9-	40.162	103.6	51.212	105.7	1:31.374
5-	Out	94.7	56.969	105.0	1:54.600						
19	Michael HILL		TABOO Motorsport								
1-	Out	128.1	43.395	112.0	1:21.818	7-	Out	109.5	52.877	108.4	1:35.759
2-	35.208	128.8	42.833	111.5	1:18.041	8-	41.501	109.3	In		2:17.186P
3-	35.008	128.8	42.438	110.6	1:17.446	9-	Out	119.2	51.919	107.5	1:37.968
4-	35.615	126.9	42.509	111.8	1:18.124	10-	39.824	118.4	54.271	109.1	1:34.095
5-	36.565	126.4	46.414	109.3	1:22.979	11-	41.243	114.3	51.443	111.3	1:32.686
6-	38.363	117.9	In		4:17.326P	12-	39.737	116.7	51.334	109.5	1:31.071
21	Tom STANFORD		Stanford Racing								
1-	Out	105.4	47.962	100.3	1:34.130	8-	40.348	104.4	In		11:06.762P
2-	39.386	121.4	46.189	105.5	1:25.575	9-	Out	110.9	51.480	102.5	1:37.293
3-	37.929	123.8	44.885	105.8	1:22.814	10-	41.400	113.4	49.828	103.1	1:31.228
4-	37.042	121.1	44.527	104.5	1:21.569	11-	40.967	114.7	49.366	103.4	1:30.333
5-	37.050	121.8	44.304	105.4	1:21.354	12-	39.833	116.1	49.026	104.9	1:28.859
6-	39.305	113.9	49.442	103.7	1:28.747	13-	40.224	114.9	49.893	105.7	1:30.117
7-	39.716	115.7	49.091	103.2	1:28.807	14-	40.334	113.9	48.832	106.5	1:29.166
22	Matthew PAULO		C Paulo Racing								
1-	Out	108.6	48.631	108.6	1:36.127	3-	36.212	122.9	44.221	110.6	1:20.433
2-	37.180	112.0	45.645	108.8	1:22.825	4-	36.656	123.8	43.668	109.5	1:20.324
24	Ben BARRETT		SP125Racing / Lowerdale Autos								
1-	Out	120.7	46.208	108.4	1:31.016	3-	36.300	123.6	44.105	108.2	1:20.405
2-	36.562	122.9	44.632	108.4	1:21.194						
26	Nicole McALEER		C Megabikes.ie								
1-	Out	111.8	47.997	112.8	1:33.175	3-	Out	110.6	46.041	113.4	1:28.585
2-	37.839	104.7	In		3:12.809P						
27	Catherine GREEN		www.cgracing27.co.uk								
1-	Out	99.3	50.100	108.2	1:38.437	7-	39.454	104.7	49.570	109.8	1:29.024
2-	37.232	108.6	46.081	110.0	1:23.313	8-	39.355	103.6	In		3:21.933P
3-	36.301	113.2	44.887	111.3	1:21.188	9-	Out	103.1	49.477	109.8	1:34.630
4-	37.047	115.3	In		14:00.494P	10-	38.780	106.0	48.939	110.0	1:27.719
5-	Out	90.4	52.882	108.8	1:40.857	11-	38.852	101.1	48.902	109.3	1:27.754
6-	40.402	98.7	50.594	109.8	1:30.996						
28	Jon VINCENT		Molly / GRF Heavy Transport								
1-	Out	105.4	48.939	109.8	1:36.343	2-	38.865	94.1	In		5:12.840P
29	James LODGE		KRP / Earnshaws Motorcycles								
1-	Out	116.7	44.792	111.7	1:26.102	5-	33.880	132.6	41.113	113.6	1:14.993
2-	34.941	125.9	42.985	113.2	1:17.926	6-	36.995	112.6	In		11:18.772P
3-	34.242	131.1	42.383	113.0	1:16.625	7-	Out	109.8	49.165	110.7	1:30.507
4-	34.120	131.8	41.420	113.4	1:15.540	8-	38.069	121.1	48.626	111.5	1:26.695
32	Gavin LUPTON		smo-racing								
1-	Out	117.3	46.401	113.0	1:33.622	4-	35.441	130.6	44.307	113.0	1:19.748
2-	36.883	126.4	45.476	113.9	1:22.359	5-	35.534	129.8	44.584	112.6	1:20.118
3-	35.555	126.1	44.815	114.5	1:20.370						

Snetterton
Circuit Length = 1.9520 miles
Start: 13:10 End: 13:41

Weather / Track : Rain / Wet

MCRCB BULLETIN TK040

2009 Relentless British 125GP Championship & ACU Academy Cup
QUALIFYING 2 - SECTOR ANALYSIS

41	Shaun WINFIELD		C TAG Triumph								
46	Ross WALKER		C Ross Walker Racing								
1-	Out	98.0	48.462	101.4	1:35.639	6-	43.077	103.1	In	7:23.062P	
2-	38.241	117.3	45.352	112.4	1:23.593	7-	Out	101.5	In	4:27.400P	
3-	36.022	119.6	44.529	110.6	1:20.551	8-	Out	94.9	52.432	107.9	1:37.695
4-	35.302	125.4	43.294	110.4	1:18.596	9-	40.314	102.9	50.831	103.1	1:31.145
5-	37.533	113.6	44.612	110.7	1:22.145						
50	Tim HASTINGS		C KRP / Bradley Smith Racing								
1-	Out	130.8	In		4:28.212P	5-	Out	105.0	48.999	112.2	1:31.669
2-	Out	126.6	43.427	115.1	1:23.007	6-	38.185	118.8	47.754	112.8	1:25.939
3-	34.531	127.3	42.781	113.7	1:17.312	7-	37.326	119.8	47.556	112.2	1:24.882
4-	36.716	106.4	In		8:07.579P						
52	Adam BLACKLOCK		C Repli-Cast UK								
1-	Out	102.9	46.930	111.5	1:30.491	9-	40.573	102.9	50.885	108.9	1:31.458
2-	35.857	112.6	44.275	113.7	1:20.132	10-	39.694	103.4	50.867	108.9	1:30.561
3-	34.800	127.6	43.597	113.4	1:18.397	11-	39.476	106.9	49.614	109.3	1:29.090
4-	34.879	129.3	43.019	110.6	1:17.898	12-	39.278	110.4	48.947	110.0	1:28.225
5-	35.082	129.8	43.521	110.6	1:18.603	13-	38.893	101.7	49.904	109.1	1:28.797
6-	38.842	109.1	In		8:17.281P	14-	38.507	107.0	48.821	109.7	1:27.328
7-	Out	93.9	In		3:19.886P	15-	38.283	112.0	48.370	110.2	1:26.653
8-	Out	92.7	52.904	108.9	1:37.929						
61	Paul JORDAN		C KRP / Bradley Smith Racing								
1-	Out	96.3	48.863	104.2	1:46.815	4-	35.435	131.1	42.385	114.1	1:17.820
2-	40.730	112.8	45.049	112.4	1:25.779	5-	34.862	130.6	42.714	113.9	1:17.576
3-	34.872	131.8	42.782	115.9	1:17.654						
66	Tom HAYWARD		C KRP / Daniel Weston Racing								
1-	Out	102.9	47.198	111.8	1:31.436	3-	34.929	131.3	42.557	113.7	1:17.486
2-	35.808	125.7	43.844	113.9	1:19.652	4-	34.594	131.3	41.995	113.7	1:16.589
69	Joshua HARLAND		C								
72	Connor BEHAN		C SP125 / Express Forklifts								
1-	Out	122.5	44.072	109.7	1:29.430	2-	35.563	124.7	In		2:35.328P
77	Taylor MACKENZIE		C MMCG Motorpoint								
1-	Out	102.8	48.402	110.9	1:39.484	7-	Out	104.7	50.586	109.1	1:37.617
2-	36.234	128.1	43.707	111.1	1:19.941	8-	40.164	108.9	49.280	109.7	1:29.444
3-	35.694	127.3	43.303	110.9	1:18.997	9-	39.386	121.1	48.889	110.2	1:28.275
4-	35.525	127.1	42.959	110.4	1:18.484	10-	38.668	119.0	49.428	110.7	1:28.096
5-	36.191	110.2	44.741	110.0	1:20.932	11-	38.650	120.7	48.195	110.4	1:26.845
6-	40.152	109.3	In		6:38.302P	12-	37.967	122.5	47.587	110.4	1:25.554
86	Luke HARVEY		C RV Racing								
1-	Out	126.4	45.234	109.1	1:25.923	3-	38.200	124.5	45.107	107.9	1:23.307
2-	36.041	127.1	45.393	108.8	1:21.434	4-	39.294	119.2	47.175	106.2	1:26.469
87	Lee COSTELLO		C Vent-Axia / www.sp125racing.com								
1-	Out	122.7	45.284	110.6	1:30.977	7-	39.379	118.4	48.447	108.1	1:27.826
2-	35.402	128.6	43.088	111.7	1:18.490	8-	38.728	119.8	48.064	107.7	1:26.792
3-	34.617	128.3	42.394	111.7	1:17.011	9-	38.963	120.1	47.964	107.9	1:26.927
4-	34.869	128.1	42.123	111.5	1:16.992	10-	38.648	120.7	47.697	107.7	1:26.345
5-	35.099	119.8	In		13:48.207P	11-	38.879	119.4	47.450	108.6	1:26.329
6-	Out	104.2	51.061	106.7	1:36.725	12-	38.123	121.8	47.514	107.4	1:25.637

Snetterton
 Circuit Length = 1.9520 miles
 Start: 13:10 End: 13:41

Weather / Track : Rain / Wet

MCRCB BULLETIN TK040

2009 Relentless British 125GP Championship & ACU Academy Cup
QUALIFYING 2 - SECTOR ANALYSIS

91	Ian STANFORD		Stanford Racing								
96	Ryan SAXELBY		KRP / Bradley Smith Racing								
1-	Out	131.8	43.772	112.6	1:24.654	4-	34.214	133.4	41.980	114.7	1:16.194
2-	34.827	133.4	43.306	113.9	1:18.133	5-	34.179	134.2	41.828	114.5	1:16.007
3-	34.553	133.4	42.489	113.7	1:17.042						
99	Kasey WYATT		C Repli-Cast UK								
1-	Out	102.6	47.665	113.9	1:35.664	8-	42.246	99.0	52.510	107.9	1:34.756
2-	36.613	121.4	45.064	112.8	1:21.677	9-	41.707	98.8	In		2:43.435P
3-	35.878	119.6	46.631	114.7	1:22.509	10-	Out	83.8	52.136	109.7	1:44.705
4-	35.327	126.1	44.434	113.2	1:19.761	11-	41.259	103.9	50.738	109.5	1:31.997
5-	35.614	111.3	In		9:41.779P	12-	40.400	104.0	49.989	110.4	1:30.389
6-	Out	87.8	In		2:39.761P	13-	39.904	102.8	49.275	110.7	1:29.179
7-	Out	99.0	52.349	108.4	1:39.754						

MCRCB BULLETIN TK041

2009 Relentless British 125GP Championship & ACU Academy Cup

QUALIFYING 2 - SPEED TRAPS

SECTOR 1				SECTOR 2			FINISH LINE		
POS	NO	NAME	MPH	NO	NAME	MPH	NO	NAME	MPH
1	96	Ryan SAXELBY	134.2				10	Peter SUTHERLAND	117.7
2	10	Peter SUTHERLAND	132.6				61	Paul JORDAN	115.9
3	29	James LODGE	132.6				6	Martin GLOSSOP	115.1
4	61	Paul JORDAN	131.8				50	Tim HASTINGS	115.1
5	66	Tom HAYWARD	131.3				96	Ryan SAXELBY	114.7
6	50	Tim HASTINGS	130.8				99	Kasey WYATT	114.7
7	32	Gavin LUPTON	130.6				32	Gavin LUPTON	114.5
8	2	Robbie STEWART	130.3				66	Tom HAYWARD	113.9
9	11	Tom WEEDEN	130.3				52	Adam BLACKLOCK	113.7
10	52	Adam BLACKLOCK	129.8				8	Brian CLARK	113.6
11	8	Brian CLARK	129.3				29	James LODGE	113.6
12	6	Martin GLOSSOP	129.1				26	Nicole McALEER	113.4
13	13	Rob GUIVER	129.1				2	Robbie STEWART	113.2
14	19	Michael HILL	128.8				46	Ross WALKER	112.4
15	87	Lee COSTELLO	128.6				11	Tom WEEDEN	112.0
16	77	Taylor MACKENZIE	128.1				19	Michael HILL	112.0
17	86	Luke HARVEY	127.1				87	Lee COSTELLO	111.7
18	14	Jamie MOSSEY	126.9				7	Deane BROWN	111.3
19	99	Kasey WYATT	126.1				13	Rob GUIVER	111.3
20	46	Ross WALKER	125.4				27	Catherine GREEN	111.3
21	72	Connor BEHAN	124.7				14	Jamie MOSSEY	111.1
22	4	Phillip WAKEFIELD	123.8				77	Taylor MACKENZIE	111.1
23	21	Tom STANFORD	123.8				22	Matthew PAULO	110.6
24	22	Matthew PAULO	123.8				28	Jon VINCENT	109.8
25	24	Ben BARRETT	123.6				72	Connor BEHAN	109.7
26	12	Edward RENDELL	121.8				16	Shaun HORSMAN	109.1
27	7	Deane BROWN	119.8				86	Luke HARVEY	109.1
28	27	Catherine GREEN	115.3				24	Ben BARRETT	108.4
29	26	Nicole McALEER	111.8				4	Philip WAKEFIELD	107.2
30	16	Shaun HORSMAN	109.3				12	Edward RENDELL	107.0
31	17	John McPHEE	106.5				17	John McPHEE	107.0
32	28	Jon VINCENT	105.4				21	Tom STANFORD	106.5
33	9	Niall CAMPBELL	95.5				9	Niall CAMPBELL	103.7

Weather / Track : Rain / Wet

www.tsl-timing.com

Snetterton
Circuit Length = 1.9520 miles
Start: 13:10 End: 13:41

Printed - 13.43 Saturday, 20 June 2009

MCRCB BULLETIN TK042

2009 Relentless British 125GP Championship & ACU Academy Cup


QUALIFYING 2 - BEST SECTORS

SECTOR 1			SECTOR 2			IDEAL / BEST COMPARISON						
POS	NO	NAME	TIME	NO	NAME	TIME	POS	NO	NAME	IDEAL	BEST	DIFF
1	29	LODGE	33.880	29	LODGE	41.113	1	29	LODGE	1:14.993	1:14.993	0.000
2	96	SAXELBY	34.179	13	GUIVER	41.356	2	13	GUIVER	1:15.685	1:15.686	0.001
3	13	GUIVER	34.329	96	SAXELBY	41.828	3	96	SAXELBY	1:16.007	1:16.007	0.000
4	10	SUTHERLAND	34.432	66	HAYWARD	41.995	4	66	HAYWARD	1:16.589	1:16.589	0.000
5	50	HASTINGS	34.531	8	CLARK	42.083	5	87	COSTELLO	1:16.740	1:16.992	0.252
6	6	GLOSSOP	34.560	87	COSTELLO	42.123	6	8	CLARK	1:16.840	1:17.523	0.683
7	66	HAYWARD	34.594	61	JORDAN	42.385	7	61	JORDAN	1:17.247	1:17.576	0.329
8	87	COSTELLO	34.617	19	HILL	42.438	8	50	HASTINGS	1:17.312	1:17.312	0.000
9	8	CLARK	34.757	14	MOSSEY	42.745	9	10	SUTHERLAND	1:17.371	1:17.566	0.195
10	2	STEWART	34.793	50	HASTINGS	42.781	10	19	HILL	1:17.446	1:17.446	0.000
11	52	BLACKLOCK	34.800	10	SUTHERLAND	42.939	11	52	BLACKLOCK	1:17.819	1:17.898	0.079
12	61	JORDAN	34.862	77	MACKENZIE	42.959	12	6	GLOSSOP	1:17.878	1:17.878	0.000
13	19	HILL	35.008	52	BLACKLOCK	43.019	13	14	MOSSEY	1:18.059	1:18.059	0.000
14	11	WEEDEN	35.148	11	WEEDEN	43.069	14	11	WEEDEN	1:18.217	1:18.385	0.168
15	46	WALKER	35.302	4	WAKEFIELD	43.074	15	2	STEWART	1:18.417	1:18.613	0.196
16	14	MOSSEY	35.314	46	WALKER	43.294	16	77	MACKENZIE	1:18.484	1:18.484	0.000
17	99	WYATT	35.327	6	GLOSSOP	43.318	17	46	WALKER	1:18.596	1:18.596	0.000
18	32	LUPTON	35.441	12	RENDELL	43.593	18	4	WAKEFIELD	1:19.322	1:19.322	0.000
19	77	MACKENZIE	35.525	2	STEWART	43.624	19	72	BEHAN	1:19.635	1:29.430	9.795
20	72	BEHAN	35.563	22	PAULO	43.668	20	32	LUPTON	1:19.748	1:19.748	0.000
21	86	HARVEY	36.041	72	BEHAN	44.072	21	99	WYATT	1:19.761	1:19.761	0.000
22	22	PAULO	36.212	24	BARRETT	44.105	22	22	PAULO	1:19.880	1:20.324	0.444
23	4	WAKEFIELD	36.248	21	STANFORD	44.304	23	12	RENDELL	1:20.325	1:20.325	0.000
24	24	BARRETT	36.300	32	LUPTON	44.307	24	24	BARRETT	1:20.405	1:20.405	0.000
25	27	GREEN	36.301	99	WYATT	44.434	25	86	HARVEY	1:21.148	1:21.434	0.286
26	12	RENDELL	36.732	27	GREEN	44.887	26	27	GREEN	1:21.188	1:21.188	0.000
27	21	STANFORD	37.042	86	HARVEY	45.107	27	21	STANFORD	1:21.346	1:21.354	0.008
28	7	BROWN	37.554	7	BROWN	45.702	28	7	BROWN	1:23.256	1:23.256	0.000
29	26	McALEER	37.839	26	McALEER	46.041	29	26	McALEER	1:23.880	1:28.585	4.705
30	28	VINCENT	38.865	17	McPHEE	47.564	30	17	McPHEE	1:27.726	1:31.374	3.648
31	17	McPHEE	40.162	28	VINCENT	48.939	31	28	VINCENT	1:27.804	1:36.343	8.539
32	16	HORSMAN	41.399	16	HORSMAN	49.314	32	16	HORSMAN	1:30.713	1:34.493	3.780
33	9	CAMPBELL		9	CAMPBELL	49.944	33	9	CAMPBELL	1:40.844	1:40.844	0.000
Perfect lap										1:14.993		

MCRCB BULLETIN TK043

2009 Relentless British 125GP Championship & ACU Academy Cup

RACE 6 - PROVISIONAL GRID

ROW 9	1:31.374 17 John McPHEE	1:24.470 9 Niall CAMPBELL	1:20.324 22 Matthew PAULO	1:19.322 4 Philip WAKEFIELD
ROW 8	1:19.154 86 Luke HARVEY	1:18.980 21 Tom STANFORD	1:18.945 32 Gavin LUPTON	1:18.695 99 Kasey WYATT
ROW 7	1:18.536 69 Joshua HARLAND	1:18.278 24 Ben BARRETT	1:17.898 52 Adam BLACKLOCK	1:17.695 91 Ian STANFORD
ROW 6	1:17.666 26 Nicole McALEER	1:17.469 11 Tom WEEDEN	1:17.446 19 Michael HILL	1:17.092 41 Shaun WINFIELD
ROW 5	1:17.074 28 Jon VINCENT	1:16.655 46 Ross WALKER	1:16.334 14 Jamie MOSSEY	1:16.302 16 Shaun HORSMAN
ROW 4	1:16.225 77 Taylor MACKENZIE	1:16.024 27 Catherine GREEN	1:15.808 12 Edward RENDELL	1:15.713 7 Deane BROWN
ROW 3	1:15.514 10 Peter SUTHERLAND	1:15.235 61 Paul JORDAN	1:15.224 87 Lee COSTELLO	1:15.139 96 Ryan SAXELBY
ROW 2	1:15.086 2 Robbie STEWART	1:14.960 66 Tom HAYWARD	1:14.804 13 Rob GUIVER	1:14.670 8 Brian CLARK
ROW 1	1:14.135 29 James LODGE	1:14.134 50 Tim HASTINGS	1:14.024 72 Connor BEHAN	1:13.989 6 Martin GLOSSOP
Pole				
				

Snetterton
Circuit Length = 1.9520 miles

These results are provisional until the conclusion of any judicial and technical matters.

Race Director :	Stewards :	Timekeeper :
-----------------	------------	--------------

MCRCB BULLETIN TK099

2009 Relentless British 125GP Championship & ACU Academy Cup WARM-UP - CLASSIFICATION

POS	NO	CL	NAME	ENTRY	TIME	ON	LAPS	GAP	DIFF	MPH
1	72		Connor BEHAN	Honda - SP125 / Express Forklifts	1:14.770	6	7			93.98
2	50	C	Tim HASTINGS	Honda - KRP / Bradley Smith Racing	1:14.940	7	7	0.170	0.170	93.76
3	61		Paul JORDAN	Honda - KRP / Bradley Smith Racing	1:15.125	7	8	0.355	0.185	93.53
4	96		Ryan SAXELBY	Honda - KRP / Bradley Smith Racing	1:15.427	8	8	0.657	0.302	93.16
5	13		Rob GUIVER	Honda - SP125 / RG Racing	1:15.510	7	8	0.740	0.083	93.06
6	16		Shaun HORSMAN	Honda - Symitry I.T. North	1:15.830	7	8	1.060	0.320	92.66
7	8		Brian CLARK	Honda - Banks Racing/Express Racewear	1:16.191	2	2	1.421	0.361	92.23
8	6		Martin GLOSSOP	Seel Honda - KRP / Bradley Smith Racing	1:16.211	7	7	1.441	0.020	92.20
9	29		James LODGE	Honda - KRP / Earnshaws Motorcycles	1:16.263	6	7	1.493	0.052	92.14
10	66		Tom HAYWARD	Honda - KRP / Daniel Weston Racing	1:16.376	6	8	1.606	0.113	92.00
11	10	C	Peter SUTHERLAND	Aprillia - Kinpac Racing	1:16.382	6	8	1.612	0.006	91.99
12	7	C	Deane BROWN	Honda - Colin Appleyard / Macadam Racing	1:16.394	6	8	1.624	0.012	91.98
13	87		Lee COSTELLO	Honda - Vent-Axia / www.sp125racing.com	1:16.531	6	6	1.761	0.137	91.82
14	27		Catherine GREEN	Honda - www.cgracing27.co.uk	1:16.649	5	7	1.879	0.118	91.67
15	4		Philip WAKEFIELD	Honda - PWR / Sandbach Scrap Metal	1:16.919	8	8	2.149	0.270	91.35
16	12		Edward RENDELL	Honda - Team Aztec GP	1:17.112	8	8	2.342	0.193	91.12
17	46	C	Ross WALKER	Honda - Ross Walker Racing	1:17.313	8	8	2.543	0.201	90.89
18	52	C	Adam BLACKLOCK	Honda - Repli-Cast UK	1:17.399	7	8	2.629	0.086	90.79
19	2		Robbie STEWART	Honda - Repli-Cast UK	1:17.551	7	8	2.781	0.152	90.61
20	14		Jamie MOSSEY	Honda - Tally Medical	1:17.585	8	8	2.815	0.034	90.57
21	19		Michael HILL	Honda - TABOO Motorsport	1:17.586	6	7	2.816	0.001	90.57
22	26	C	Nicole McALEER	Honda - Megabikes.ie	1:17.639	8	8	2.869	0.053	90.51
23	22	C	Matthew PAULO	Honda - Paulo Racing	1:18.181	6	8	3.411	0.542	89.88
24	77	C	Taylor MACKENZIE	Honda - MMCG Motorpoint	1:18.222	7	7	3.452	0.041	89.83
25	11	C	Tom WEEDEN	Honda - TABOO Motorsport Junior Team	1:18.308	6	8	3.538	0.086	89.73
26	24		Ben BARRETT	Honda - SP125Racing / Lowerdale Autos	1:18.469	8	8	3.699	0.161	89.55
27	86		Luke HARVEY	Honda - RV Racing	1:18.617	6	7	3.847	0.148	89.38
28	32		Gavin LUPTON	Honda - smo-racing	1:19.365	8	8	4.595	0.748	88.54
29	91		Ian STANFORD	Honda - Stanford Racing	1:19.910	7	7	5.140	0.545	87.93
30	21		Tom STANFORD	Honda - Stanford Racing	1:20.220	7	7	5.450	0.310	87.59
31	41	C	Shaun WINFIELD	Honda - TAG Triumph	1:20.459	8	8	5.689	0.239	87.33
32	9	C	Niall CAMPBELL	Honda - Kinpac Racing	1:21.093	5	7	6.323	0.634	86.65
33	28		Jon VINCENT	Honda - Molly / GRF Heavy Transport	1:21.126	2	2	6.356	0.033	86.61
34	99	C	Kasey WYATT	Honda - Repli-Cast UK	1:21.408	5	7	6.638	0.282	86.31
35	69	C	Joshua HARLAND	Honda -	1:22.155	5	7	7.385	0.747	85.53
36	17	C	John McPHEE	Honda - McPhee Racing	1:22.667	6	6	7.897	0.512	85.00

Weather / Track : Cloudy / Dry

These results are provisional until the conclusion of any judicial and technical matters.

Snetterton
Circuit Length = 1.9520 miles
Start: 09:41 End: 09:53

Race Director :

Stewards :

Timekeeper :

MCRCB BULLETIN TK100

2009 Relentless British 125GP Championship & ACU Academy Cup

WARM-UP - SECTOR ANALYSIS

2	Robbie STEWART				Repli-Cast UK						
1-	Out	99.0	50.645	101.4	1:44.891	5-	34.764	129.3	43.905	112.0	1:18.669
2-	39.465	108.9	46.463	107.9	1:25.928	6-	34.747	129.6	42.908	112.2	1:17.655
3-	36.924	124.5	45.098	111.8	1:22.022	7-	34.614	128.8	42.937	111.5	1:17.551
4-	35.212	128.6	43.626	111.8	1:18.838	8-	35.161	126.4	43.905	108.9	1:19.066
4	Philip WAKEFIELD				PWR / Sandbach Scrap Metal						
1-	Out	104.7	48.344	105.8	1:38.245	5-	35.553	125.7	43.097	108.8	1:18.650
2-	37.424	122.9	44.666	109.5	1:22.090	6-	35.089	125.2	42.666	109.3	1:17.755
3-	35.808	115.7	47.303	112.4	1:23.111	7-	35.026	124.3	41.992	109.3	1:17.018
4-	35.472	116.7	46.221	109.1	1:21.693	8-	34.759	125.2	42.160	108.6	1:16.919
6	Martin GLOSSOP				KRP / Bradley Smith Racing						
1-	Out	90.8	48.480	108.1	1:35.151	5-	35.464	122.2	In		1:52.452P
2-	37.515	97.7	46.712	112.4	1:24.227	6-	Out	124.0	42.636	113.9	1:20.617
3-	38.378	101.5	46.673	112.8	1:25.051	7-	34.497	129.6	41.714	113.9	1:16.211
4-	36.751	104.2	46.531	113.0	1:23.282						
7	Deane BROWN				C Colin Appleyard / Macadam Racing						
1-	Out	119.2	46.156	110.7	1:30.094	5-	35.061	124.3	43.303	113.2	1:18.364
2-	36.003	124.3	42.982	111.8	1:18.985	6-	34.713	125.0	41.681	112.6	1:16.394
3-	35.428	125.4	43.987	111.8	1:19.415	7-	34.739	125.0	41.950	111.7	1:16.689
4-	35.455	123.6	43.594	111.1	1:19.049	8-	34.875	124.5	42.080	111.3	1:16.955
8	Brian CLARK				Banks Racing/Express Racewear						
1-	Out	129.6	43.369	114.1	1:23.722	2-	34.634	129.8	41.557	115.9	1:16.191
9	Niall CAMPBELL				C Kinpac Racing						
1-	Out	99.4	49.316	107.2	1:35.710	5-	36.078	125.7	45.015	108.9	1:21.093
2-	37.744	119.4	46.664	102.6	1:24.408	6-	36.738	117.9	45.782	106.7	1:22.520
3-	38.252	106.0	In		2:21.028P	7-	36.741	124.5	44.898	108.1	1:21.639
4-	Out	111.7	46.073	107.5	1:28.733						
10	Peter SUTHERLAND				C Kinpac Racing						
1-	Out	107.5	47.317	117.7	1:32.200	5-	34.735	122.7	44.651	118.4	1:19.386
2-	35.812	115.3	44.304	119.0	1:20.116	6-	34.054	135.0	42.328	119.0	1:16.382
3-	35.007	123.8	45.708	119.0	1:20.715	7-	34.036	135.3	42.913	117.3	1:16.949
4-	34.883	115.7	43.729	118.8	1:18.612	8-	34.824	133.9	42.208	117.1	1:17.032
11	Tom WEEDEN				C TABOO Motorsport Junior Team						
1-	Out	96.0	49.122	112.6	1:34.550	5-	35.456	127.8	43.757	112.4	1:19.213
2-	37.419	115.5	46.048	111.7	1:23.467	6-	35.016	127.3	43.292	113.0	1:18.308
3-	36.190	124.5	46.106	112.4	1:22.296	7-	34.924	131.1	43.896	112.0	1:18.820
4-	35.440	121.8	44.470	111.7	1:19.910	8-	35.496	129.8	43.696	112.0	1:19.192
12	Edward RENDELL				Team Aztec GP						
1-	Out	105.8	46.558	111.7	1:30.275	5-	35.397	124.5	43.269	110.6	1:18.666
2-	35.838	124.3	45.479	108.1	1:21.317	6-	35.126	126.9	43.441	109.7	1:18.567
3-	35.665	126.1	45.184	106.9	1:20.849	7-	35.110	122.5	42.591	108.6	1:17.701
4-	35.853	123.4	43.278	109.3	1:19.131	8-	35.009	124.3	42.103	107.7	1:17.112
13	Rob GUIVER				SP125 / RG Racing						
1-	Out	102.8	45.995	112.2	1:27.951	5-	35.107	111.8	43.054	110.9	1:18.161
2-	34.909	129.3	43.439	111.3	1:18.348	6-	34.704	125.9	41.450	111.3	1:16.154
3-	34.530	127.8	42.033	112.8	1:16.563	7-	34.340	126.4	41.170	111.5	1:15.510
4-	34.450	129.1	42.555	113.0	1:17.005	8-	34.505	126.9	41.156	111.1	1:15.661
14	Jamie MOSSEY				Tally Medical						
1-	Out	117.3	46.743	112.6	1:32.054	5-	35.637	125.0	43.088	111.7	1:18.725
2-	36.664	125.9	43.921	113.0	1:20.585	6-	35.203	126.4	43.413	107.5	1:18.616
3-	35.741	122.0	45.972	112.6	1:21.713	7-	35.452	126.9	42.480	110.7	1:17.932
4-	35.924	124.5	45.501	112.4	1:21.425	8-	35.167	126.6	42.418	110.7	1:17.585

Snetterton
Circuit Length = 1.9520 miles
Start: 09:41 End: 09:53

Weather / Track : Cloudy / Dry

MCRCB BULLETIN TK100

2009 Relentless British 125GP Championship & ACU Academy Cup

WARM-UP - SECTOR ANALYSIS

16	Shaun HORSMAN		Symitry I.T. North								
1-	Out	92.6	48.859	105.7	1:38.431	5-	34.466	130.6	42.344	114.5	1:16.810
2-	37.522	108.2	45.334	109.1	1:22.856	6-	34.265	131.8	42.319	113.4	1:16.584
3-	37.046	118.4	46.110	113.2	1:23.156	7-	34.326	131.1	41.504	114.7	1:15.830
4-	34.977	124.0	43.782	114.9	1:18.759	8-	34.027	131.1	42.684	113.7	1:16.711
17	John McPHEE		C McPhee Racing								
1-	Out	85.4	50.666	109.3	1:39.276	4-	37.119	106.2	47.109	110.6	1:24.228
2-	39.360	97.8	48.879	108.8	1:28.239	5-	36.753	113.6	46.808	109.3	1:23.561
3-	39.415	105.0	47.302	111.8	1:26.717	6-	37.028	119.6	45.639	108.2	1:22.667
19	Michael HILL		TABOO Motorsport								
1-	Out	108.1	In		1:48.614P	5-	35.080	128.8	42.758	112.0	1:17.838
2-	Out	124.5	In		1:45.183P	6-	35.060	128.1	42.526	111.8	1:17.586
3-	Out	129.1	48.130	112.6	1:28.165	7-	35.429	121.6	42.924	112.6	1:18.353
4-	35.201	127.8	43.406	111.8	1:18.607						
21	Tom STANFORD		Stanford Racing								
1-	Out	97.7	47.152	102.1	1:32.706	5-	36.703	126.4	44.497	110.4	1:21.200
2-	37.568	117.1	46.142	107.4	1:23.710	6-	36.656	124.0	44.087	105.8	1:20.743
3-	37.920	120.9	46.357	108.8	1:24.277	7-	36.257	123.8	43.963	109.1	1:20.220
4-	37.021	124.7	45.991	109.5	1:23.012						
22	Matthew PAULO		C Paulo Racing								
1-	Out	103.4	46.839	111.1	1:32.324	5-	35.723	123.1	43.655	109.3	1:19.378
2-	36.711	119.0	46.034	111.8	1:22.745	6-	35.305	127.8	42.876	110.2	1:18.181
3-	36.665	119.6	45.304	112.2	1:21.969	7-	35.328	127.8	42.880	109.7	1:18.208
4-	36.019	124.7	44.146	110.7	1:20.165	8-	35.177	127.6	43.066	110.4	1:18.243
24	Ben BARRETT		SP125Racing / Lowerdale Autos								
1-	Out	107.7	48.138	110.0	1:33.274	5-	35.906	123.1	44.926	110.9	1:20.832
2-	36.862	112.0	46.927	110.7	1:23.789	6-	35.913	124.7	43.997	111.1	1:19.910
3-	36.812	123.4	45.377	109.8	1:22.189	7-	35.499	126.9	43.172	110.6	1:18.671
4-	36.185	123.6	44.738	110.0	1:20.923	8-	35.553	125.2	42.916	111.1	1:18.469
26	Nicole McALEER		C Megabikes.ie								
1-	Out	95.6	47.352	114.9	1:32.109	5-	35.020	124.0	43.573	114.5	1:18.593
2-	36.835	116.3	45.111	115.7	1:21.946	6-	34.911	123.4	43.355	114.7	1:18.266
3-	35.691	119.8	45.485	115.7	1:21.176	7-	34.830	125.0	43.166	115.3	1:17.996
4-	35.880	114.9	45.033	115.1	1:20.913	8-	34.784	120.5	42.855	116.3	1:17.639
27	Catherine GREEN		www.cgracing27.co.uk								
1-	Out	117.9	44.428	113.7	1:25.914	5-	34.471	130.6	42.178	114.9	1:16.649
2-	35.000	124.3	42.711	114.9	1:17.711	6-	34.450	130.8	42.240	115.3	1:16.690
3-	34.844	127.6	In		1:51.068P	7-	34.654	130.8	42.587	115.7	1:17.241
4-	Out	128.1	42.881	114.5	1:22.788						
28	Jon VINCENT		Molly / GRF Heavy Transport								
1-	Out	110.7	46.373	111.7	1:32.497	2-	35.732	125.0	45.394	110.7	1:21.126
29	James LODGE		KRP / Earnshaws Motorcycles								
1-	Out	88.2	49.088	97.1	1:38.760	5-	35.209	126.9	43.053	113.9	1:18.262
2-	40.420	103.2	47.209	96.4	1:27.629	6-	34.484	129.1	41.779	113.6	1:16.263
3-	38.722	106.4	46.018	100.9	1:24.740	7-	34.345	130.8	42.258	115.1	1:16.603
4-	36.555	118.4	43.937	110.2	1:20.492						
32	Gavin LUPTON		smo-racing								
1-	Out	112.2	47.997	114.1	1:32.162	5-	35.502	129.6	44.280	115.1	1:19.782
2-	36.458	127.3	44.930	114.9	1:21.388	6-	35.255	128.3	44.385	115.5	1:19.640
3-	35.269	129.6	46.662	114.5	1:21.931	7-	35.639	127.6	44.241	116.1	1:19.880
4-	35.481	130.1	45.355	114.5	1:20.836	8-	35.211	131.1	44.154	115.9	1:19.365

Snetterton
Circuit Length = 1.9520 miles
Start: 09:41 End: 09:53

Weather / Track : Cloudy / Dry

MCRCB BULLETIN TK100

2009 Relentless British 125GP Championship & ACU Academy Cup

WARM-UP - SECTOR ANALYSIS

41	Shaun WINFIELD		C TAG Triumph								
1-	Out	103.2	47.683	102.5	1:32.586	5-	37.315	113.7	44.739	107.0	1:22.054
2-	37.080	110.9	45.006	107.0	1:22.086	6-	36.684	115.5	44.931	104.5	1:21.615
3-	36.399	116.3	45.235	108.1	1:21.634	7-	36.417	119.2	44.769	108.6	1:21.186
4-	36.195	119.2	44.984	108.8	1:21.179	8-	36.294	119.6	44.165	107.7	1:20.459
46	Ross WALKER		C Ross Walker Racing								
1-	Out	110.2	47.052	111.5	1:32.053	5-	35.111	126.6	43.219	112.4	1:18.330
2-	35.985	115.1	44.551	112.6	1:20.536	6-	34.920	125.2	43.091	111.3	1:18.011
3-	35.446	122.0	44.948	110.6	1:20.394	7-	34.789	127.8	42.768	111.3	1:17.557
4-	35.642	125.0	43.543	110.4	1:19.185	8-	35.040	127.8	42.273	110.6	1:17.313
50	Tim HASTINGS		C KRP / Bradley Smith Racing								
1-	37.750	105.7	44.797	105.4	1:22.547	5-	33.843	130.1	42.414	113.2	1:16.257
2-	36.509	113.2	44.576	107.9	1:21.085	6-	33.851	130.1	41.566	113.7	1:15.417
3-	35.587	117.5	43.994	110.0	1:19.581	7-	33.711	131.1	41.229	115.1	1:14.940
4-	34.584	121.6	42.629	114.9	1:17.213						
52	Adam BLACKLOCK		C Repli-Cast UK								
1-	Out	88.3	47.817	110.9	1:34.268	5-	34.819	125.0	43.356	113.4	1:18.175
2-	36.971	113.0	44.992	111.3	1:21.963	6-	35.040	130.8	43.202	113.0	1:18.242
3-	35.493	127.8	44.314	112.6	1:19.807	7-	34.642	130.6	42.757	111.7	1:17.399
4-	34.926	125.4	43.664	112.8	1:18.590	8-	34.936	128.3	42.706	111.8	1:17.642
61	Paul JORDAN		C KRP / Bradley Smith Racing								
1-	Out	86.0	48.739	96.0	1:37.325	5-	35.299	119.6	44.032	116.5	1:19.331
2-	41.000	102.9	48.119	94.7	1:29.119	6-	33.836	134.8	41.592	117.1	1:15.428
3-	39.431	100.5	46.289	100.3	1:25.720	7-	33.744	134.2	41.381	117.3	1:15.125
4-	38.149	107.7	47.168	101.2	1:25.317	8-	33.711	128.1	42.621	117.7	1:16.332
66	Tom HAYWARD		C KRP / Daniel Weston Racing								
1-	Out	98.3	48.367	98.3	1:34.834	5-	35.083	121.4	43.463	116.1	1:18.546
2-	39.467	106.4	47.023	97.4	1:26.490	6-	34.597	132.4	41.779	116.7	1:16.376
3-	38.516	104.7	45.643	105.0	1:24.159	7-	33.990	125.7	43.926	116.9	1:17.916
4-	36.643	111.8	43.687	116.1	1:20.330	8-	34.621	131.8	41.877	115.5	1:16.498
69	Joshua HARLAND		C								
1-	Out	97.0	50.292	110.9	1:37.567	5-	36.315	114.3	45.840	110.6	1:22.155
2-	37.472	119.0	47.387	113.0	1:24.859	6-	37.320	118.8	46.475	105.4	1:23.795
3-	38.058	105.5	47.374	113.7	1:25.432	7-	37.456	121.6	44.783	110.4	1:22.239
4-	36.919	104.9	46.822	113.2	1:23.741						
72	Connor BEHAN		C SP125 / Express Forklifts								
1-	Out	120.1	45.194	110.6	1:27.655	5-	34.218	124.0	41.178	110.2	1:15.396
2-	35.039	125.4	42.259	110.6	1:17.298	6-	34.121	124.7	40.649	111.1	1:14.770
3-	34.655	125.4	42.105	110.7	1:16.760	7-	33.978	128.3	41.208	110.2	1:15.186
4-	34.793	120.9	41.616	110.6	1:16.409						
77	Taylor MACKENZIE		C MMCG Motorpoint								
1-	Out	101.7	49.783	98.8	1:38.201	5-	35.652	124.5	43.649	111.3	1:19.301
2-	38.810	98.0	47.100	103.7	1:25.910	6-	35.537	126.1	43.277	112.4	1:18.814
3-	38.674	98.7	46.355	112.2	1:25.029	7-	35.365	127.1	42.857	113.0	1:18.222
4-	35.817	119.4	44.562	111.7	1:20.379						
86	Luke HARVEY		C RV Racing								
1-	Out	120.5	46.889	109.1	1:27.724	5-	36.017	127.3	43.599	109.5	1:19.616
2-	36.594	126.4	44.571	110.0	1:21.165	6-	35.504	127.6	43.113	109.5	1:18.617
3-	36.143	126.4	45.671	111.3	1:21.814	7-	35.497	127.6	43.483	109.5	1:18.980
4-	35.730	128.1	44.438	109.5	1:20.168						
87	Lee COSTELLO		C Vent-Axia / www.sp125racing.com								
1-	Out	125.0	45.920	110.2	1:28.141	4-	34.810	127.3	42.453	111.7	1:17.263

Snetterton
 Circuit Length = 1.9520 miles
 Start: 09:41 End: 09:53

Weather / Track : Cloudy / Dry

MCRCB BULLETIN TK100

2009 Relentless British 125GP Championship & ACU Academy Cup

WARM-UP - SECTOR ANALYSIS

2-	36.080	125.4	44.337	113.0	1:20.417	5-	34.670	127.6	42.197	111.7	1:16.867
3-	35.073	111.5	44.109	111.7	1:19.182	6-	34.539	127.6	41.992	111.7	1:16.531
91	Ian STANFORD		Stanford Racing								
1-	Out	103.9	47.271	108.2	1:34.019	5-	36.491	126.4	44.993	110.7	1:21.484
2-	36.791	125.9	45.189	113.2	1:21.980	6-	36.475	126.6	44.607	111.3	1:21.082
3-	37.794	125.2	46.097	109.7	1:23.891	7-	35.912	127.3	43.998	109.1	1:19.910
4-	37.013	120.7	45.931	109.3	1:22.944						
96	Ryan SAXELBY		KRP / Bradley Smith Racing								
1-	Out	120.3	44.122	113.9	1:25.852	5-	34.194	133.7	42.205	115.9	1:16.399
2-	34.667	133.4	42.527	115.9	1:17.194	6-	34.192	133.2	42.357	115.3	1:16.549
3-	34.286	130.8	44.788	113.6	1:19.074	7-	34.123	133.7	41.955	115.1	1:16.078
4-	34.362	133.4	42.892	114.9	1:17.254	8-	34.017	133.7	41.410	115.9	1:15.427
99	Kasey WYATT		C Repli-Cast UK								
1-	Out	92.6	49.320	112.4	1:34.337	5-	36.600	117.3	44.808	112.0	1:21.408
2-	36.942	111.8	46.200	112.8	1:23.142	6-	36.472	119.6	45.086	111.8	1:21.558
3-	36.386	115.1	46.950	113.2	1:23.336	7-	36.412	119.6	47.329	111.8	1:23.741
4-	36.682	119.4	45.834	112.6	1:22.516						

MCRCB BULLETIN TK101

2009 Relentless British 125GP Championship & ACU Academy Cup

WARM-UP - SPEED TRAPS

SECTOR 1				SECTOR 2			FINISH LINE			
POS	NO	NAME	MPH	NO	NAME	MPH	NO	NAME	MPH	
1	10	Peter SUTHERLAND	135.3				10	Peter SUTHERLAND	119.0	
2	61	Paul JORDAN	134.8				61	Paul JORDAN	117.7	
3	96	Ryan SAXELBY	133.7				66	Tom HAYWARD	116.9	
4	66	Tom HAYWARD	132.4				26	Nicole McALEER	116.3	
5	16	Shaun HORSMAN	131.8				32	Gavin LUPTON	116.1	
6	11	Tom WEEDEN	131.1				8	Brian CLARK	115.9	
7	32	Gavin LUPTON	131.1				96	Ryan SAXELBY	115.9	
8	50	Tim HASTINGS	131.1				27	Catherine GREEN	115.7	
9	27	Catherine GREEN	130.8				29	James LODGE	115.1	
10	29	James LODGE	130.8				50	Tim HASTINGS	115.1	
11	52	Adam BLACKLOCK	130.8				16	Shaun HORSMAN	114.9	
12	8	Brian CLARK	130.3				6	Martin GLOSSOP	113.9	
13	2	Robbie STEWART	129.6				69	Joshua HARLAND	113.7	
14	6	Martin GLOSSOP	129.6				52	Adam BLACKLOCK	113.4	
15	13	Rob GUIVER	129.3				7	Deane BROWN	113.2	
16	19	Michael HILL	129.1				91	Ian STANFORD	113.2	
17	72	Connor BEHAN	128.3				99	Kasey WYATT	113.2	
18	86	Luke HARVEY	128.1				11	Tom WEEDEN	113.0	
19	22	Matthew PAULO	127.8				13	Rob GUIVER	113.0	
20	46	Ross WALKER	127.8				14	Jamie MOSSEY	113.0	
21	87	Lee COSTELLO	127.6				77	Taylor MACKENZIE	113.0	
22	91	Ian STANFORD	127.3				87	Lee COSTELLO	113.0	
23	77	Taylor MACKENZIE	127.1				19	Michael HILL	112.6	
24	12	Edward RENDELL	126.9				46	Ross WALKER	112.6	
25	14	Jamie MOSSEY	126.9				4	Philip WAKEFIELD	112.4	
26	24	Ben BARRETT	126.9				2	Robbie STEWART	112.2	
27	21	Tom STANFORD	126.4				22	Matthew PAULO	112.2	
28	4	Philip WAKEFIELD	125.7				17	John McPHEE	111.8	
29	9	Niall CAMPBELL	125.7				12	Edward RENDELL	111.7	
30	7	Deane BROWN	125.4				28	Jon VINCENT	111.7	
31	26	Nicole McALEER	125.0				86	Luke HARVEY	111.3	
32	28	Jon VINCENT	125.0				24	Ben BARRETT	111.1	
33	69	Joshua HARLAND	121.6				72	Connor BEHAN	111.1	
34	17	John McPHEE	119.6				21	Tom STANFORD	110.4	
35	41	Shaun WINFIELD	119.6				9	Niall CAMPBELL	108.9	
36	99	Kasey WYATT	119.6				41	Shaun WINFIELD	108.8	

Weather / Track : Cloudy / Dry

www.tsl-timing.com

Snetterton
Circuit Length = 1.9520 miles
Start: 09:41 End: 09:53

Printed - 09.54 Sunday, 21 June 2009

MCRCB BULLETIN TK102

2009 Relentless British 125GP Championship & ACU Academy Cup


WARM-UP - BEST SECTORS

SECTOR 1			SECTOR 2			IDEAL / BEST COMPARISON						
POS	NO	NAME	TIME	NO	NAME	TIME	POS	NO	NAME	IDEAL	BEST	DIFF
1	50	HASTINGS	33.711	72	BEHAN	40.649	1	72	BEHAN	1:14.627	1:14.770	0.143
2	61	JORDAN	33.711	13	GUIVER	41.156	2	50	HASTINGS	1:14.940	1:14.940	0.000
3	8	CLARK	33.930	50	HASTINGS	41.229	3	61	JORDAN	1:15.092	1:15.125	0.033
4	72	BEHAN	33.978	61	JORDAN	41.381	4	96	SAXELBY	1:15.427	1:15.427	0.000
5	66	HAYWARD	33.990	96	SAXELBY	41.410	5	8	CLARK	1:15.487	1:16.191	0.704
6	96	SAXELBY	34.017	16	HORSMAN	41.504	6	13	GUIVER	1:15.496	1:15.510	0.014
7	16	HORSMAN	34.027	8	CLARK	41.557	7	16	HORSMAN	1:15.531	1:15.830	0.299
8	10	SUTHERLAND	34.036	7	BROWN	41.681	8	66	HAYWARD	1:15.769	1:16.376	0.607
9	13	GUIVER	34.340	6	GLOSSOP	41.714	9	29	LODGE	1:16.124	1:16.263	0.139
10	29	LODGE	34.345	29	LODGE	41.779	10	6	GLOSSOP	1:16.211	1:16.211	0.000
11	27	GREEN	34.450	66	HAYWARD	41.779	11	10	SUTHERLAND	1:16.244	1:16.382	0.138
12	6	GLOSSOP	34.497	4	WAKEFIELD	41.992	12	7	BROWN	1:16.394	1:16.394	0.000
13	87	COSTELLO	34.539	87	COSTELLO	41.992	13	87	COSTELLO	1:16.531	1:16.531	0.000
14	2	STEWART	34.614	12	RENDELL	42.103	14	27	GREEN	1:16.628	1:16.649	0.021
15	52	BLACKLOCK	34.642	27	GREEN	42.178	15	4	WAKEFIELD	1:16.751	1:16.919	0.168
16	7	BROWN	34.713	10	SUTHERLAND	42.208	16	46	WALKER	1:17.062	1:17.313	0.251
17	4	WAKEFIELD	34.759	46	WALKER	42.273	17	12	RENDELL	1:17.112	1:17.112	0.000
18	26	McALEER	34.784	14	MOSSEY	42.418	18	52	BLACKLOCK	1:17.348	1:17.399	0.051
19	46	WALKER	34.789	19	HILL	42.526	19	2	STEWART	1:17.522	1:17.551	0.029
20	11	WEEDEN	34.924	52	BLACKLOCK	42.706	20	14	MOSSEY	1:17.585	1:17.585	0.000
21	12	RENDELL	35.009	26	McALEER	42.855	21	19	HILL	1:17.586	1:17.586	0.000
22	19	HILL	35.060	77	MACKENZIE	42.857	22	26	McALEER	1:17.639	1:17.639	0.000
23	14	MOSSEY	35.167	22	PAULO	42.876	23	22	PAULO	1:18.053	1:18.181	0.128
24	22	PAULO	35.177	2	STEWART	42.908	24	11	WEEDEN	1:18.216	1:18.308	0.092
25	32	LUPTON	35.211	24	BARRETT	42.916	25	77	MACKENZIE	1:18.222	1:18.222	0.000
26	77	MACKENZIE	35.365	86	HARVEY	43.113	26	24	BARRETT	1:18.415	1:18.469	0.054
27	86	HARVEY	35.497	11	WEEDEN	43.292	27	86	HARVEY	1:18.610	1:18.617	0.007
28	24	BARRETT	35.499	21	STANFORD	43.963	28	32	LUPTON	1:19.365	1:19.365	0.000
29	28	VINCENT	35.732	91	STANFORD	43.998	29	91	STANFORD	1:19.910	1:19.910	0.000
30	91	STANFORD	35.912	32	LUPTON	44.154	30	21	STANFORD	1:20.220	1:20.220	0.000
31	9	CAMPBELL	36.078	41	WINFIELD	44.165	31	41	WINFIELD	1:20.360	1:20.459	0.099
32	41	WINFIELD	36.195	69	HARLAND	44.783	32	9	CAMPBELL	1:20.976	1:21.093	0.117
33	21	STANFORD	36.257	99	WYATT	44.808	33	69	HARLAND	1:21.098	1:22.155	1.057
34	69	HARLAND	36.315	9	CAMPBELL	44.898	34	28	VINCENT	1:21.126	1:21.126	0.000
35	99	WYATT	36.386	28	VINCENT	45.394	35	99	WYATT	1:21.194	1:21.408	0.214
36	17	McPHEE	36.460	17	McPHEE	45.639	36	17	McPHEE	1:22.099	1:22.667	0.568
										Perfect lap	1:14.360	

MCRCB BULLETIN TK103

2009 Relentless British 125GP Championship & ACU Academy Cup

RACE 6 - FINAL GRID

ROW 9	1:31.374 17 John McPHEE	1:24.470 9 Niall CAMPBELL	1:20.324 22 Matthew PAULO	1:19.322 4 Philip WAKEFIELD
ROW 8	1:19.154 86 Luke HARVEY	1:18.980 21 Tom STANFORD	1:18.945 32 Gavin LUPTON	1:18.695 99 Kasey WYATT
ROW 7	1:18.536 69 Joshua HARLAND	1:18.278 24 Ben BARRETT	1:17.898 52 Adam BLACKLOCK	1:17.695 91 Ian STANFORD
ROW 6	1:17.666 26 Nicole McALEER	1:17.469 11 Tom WEEDEN	1:17.446 19 Michael HILL	1:17.092 41 Shaun WINFIELD
ROW 5	1:17.074 28 Jon VINCENT	1:16.655 46 Ross WALKER	1:16.334 14 Jamie MOSSEY	1:16.302 16 Shaun HORSMAN
ROW 4	1:16.225 77 Taylor MACKENZIE	1:16.024 27 Catherine GREEN	1:15.808 12 Edward RENDELL	1:15.713 7 Deane BROWN
ROW 3	1:15.514 10 Peter SUTHERLAND	1:15.235 61 Paul JORDAN	1:15.224 87 Lee COSTELLO	1:15.139 96 Ryan SAXELBY
ROW 2	1:15.086 2 Robbie STEWART	1:14.960 66 Tom HAYWARD	1:14.804 13 Rob GUIVER	1:14.670 8 Brian CLARK
ROW 1	1:14.135 29 James LODGE	1:14.134 50 Tim HASTINGS	1:14.024 72 Connor BEHAN	1:13.989 6 Martin GLOSSOP
Pole				
				

Snetterton
Circuit Length = 1.9520 miles

These results are provisional until the conclusion of any judicial and technical matters.

Race Director :	Stewards :	Timekeeper :
-----------------	------------	--------------

MCRCB BULLETIN TK145

2009 Relentless British 125GP Championship & ACU Academy Cup RACE 6 - CLASSIFICATION

POS	NO	CL	NAME	ENTRY	LAPS	TIME	GAP	DIFF	MPH	BEST	ON
1	61		Paul JORDAN	Honda - KRP / Bradley Smith Racing	15	18:44.781			93.71	1:14.056	5
2	29		James LODGE	Honda - KRP / Earnshaws Motorcycles	15	18:45.101	0.320	0.320	93.68	1:13.712	14
3	50	C	Tim HASTINGS	Honda - KRP / Bradley Smith Racing	15	18:46.441	1.660	1.340	93.57	1:14.055	13
4	66		Tom HAYWARD	Honda - KRP / Daniel Weston Racing	15	18:52.056	7.275	5.615	93.11	1:14.757	15
5	6		Martin GLOSSOP	Seel Honda - KRP / Bradley Smith Racing	15	18:53.560	8.779	1.504	92.98	1:14.458	15
6	8		Brian CLARK	Honda - Banks Racing/Express Racewear	15	18:54.557	9.776	0.997	92.90	1:14.629	15
7	13		Rob GUIVER	Honda - SP125 / RG Racing	15	18:56.234	11.453	1.677	92.76	1:14.750	12
8	10	C	Peter SUTHERLAND	Aprillia - Kinpac Racing	15	19:03.179	18.398	6.945	92.20	1:15.319	14
9	52	C	Adam BLACKLOCK	Honda - Repli-Cast UK	15	19:05.908	21.127	2.729	91.98	1:15.302	4
10	96		Ryan SAXELBY	Honda - KRP / Bradley Smith Racing	15	19:08.178	23.397	2.270	91.80	1:15.471	11
11	27		Catherine GREEN	Honda - www.cgracing27.co.uk	15	19:14.433	29.652	6.255	91.30	1:15.792	15
12	7	C	Deane BROWN	Honda - Colin Appleyard / Macadam Racing	15	19:16.179	31.398	1.746	91.16	1:15.933	6
13	77	C	Taylor MACKENZIE	Honda - MMCG Motorpoint	15	19:19.006	34.225	2.827	90.94	1:15.938	15
14	12		Edward RENDELL	Honda - Team Aztec GP	15	19:19.080	34.299	0.074	90.93	1:16.069	15
15	14		Jamie MOSSEY	Honda - Tally Medical	15	19:20.992	36.211	1.912	90.79	1:15.791	14
16	4		Philip WAKEFIELD	Honda - PWR / Sandbach Scrap Metal	15	19:22.315	37.534	1.323	90.68	1:16.231	14
17	11	C	Tom WEEDEN	Honda - TABOO Motorsport Junior Team	15	19:25.566	40.785	3.251	90.43	1:16.537	3
18	46	C	Ross WALKER	Honda - Ross Walker Racing	15	19:32.557	47.776	6.991	89.89	1:16.536	14
19	19		Michael HILL	Honda - TABOO Motorsport	15	19:33.503	48.722	0.946	89.82	1:16.778	4
20	24		Ben BARRETT	Honda - SP125Racing / Lowerdale Autos	15	19:37.492	52.711	3.989	89.51	1:17.225	15
21	22	C	Matthew PAULO	Honda - Paulo Racing	15	19:37.505	52.724	0.013	89.51	1:17.454	15
22	28		Jon VINCENT	Honda - Molly / GRF Heavy Transport	15	19:38.483	53.702	0.978	89.44	1:17.430	9
23	86		Luke HARVEY	Honda - RV Racing	15	19:50.034	1:05.253	11.551	88.57	1:17.777	14
24	91		Ian STANFORD	Honda - Stanford Racing	15	19:51.084	1:06.303	1.050	88.49	1:17.809	14
25	26	C	Nicole McALEER	Honda - Megabikes.ie	15	19:53.708	1:08.927	2.624	88.30	1:17.490	13
26	69	C	Joshua HARLAND	Honda -	15	19:54.475	1:09.694	0.767	88.24	1:18.345	15
27	32		Gavin LUPTON	Honda - smo-racing	15	20:04.617	1:19.836	10.142	87.50	1:18.858	7
28	17	C	John McPHEE	Honda - McPhee Racing	14	18:48.068	1 lap	1 lap	87.21	1:19.085	13
29	9	C	Niall CAMPBELL	Honda - Kinpac Racing	14	19:31.398	1 lap	43.330	83.98	1:21.496	14
NOT CLASSIFIED											
DNF	2		Robbie STEWART	Honda - Repli-Cast UK	13	16:25.289	2 laps	1 lap	92.71	1:14.400	9
DNF	16		Shaun HORSMAN	Honda - Symitry I.T. North	12	15:17.357	3 laps	1 lap	91.92	1:15.164	8
DNF	87		Lee COSTELLO	Honda - Vent-Axia / www.sp125racing.com	12	15:19.300	3 laps	1.943	91.72	1:15.409	7
DNF	99	C	Kasey WYATT	Honda - Repli-Cast UK	11	14:39.106	4 laps	1 lap	87.92	1:18.403	10
DNF	41	C	Shaun WINFIELD	Honda - TAG Triumph	7	9:14.521	8 laps	4 laps	88.70	1:17.741	4
DNF	21		Tom STANFORD	Honda - Stanford Racing	7	10:54.322	8 laps	20.825	75.17	1:20.346	4
DNF	72		Connor BEHAN	Honda - SP125 / Express Forklifts	5	6:22.152	10 laps	2 laps	91.94	1:14.826	5
FASTEST LAP											
	29		James LODGE	Honda - KRP / Earnshaws Motorcycles	14	1:13.712		95.33 mph		153.42 kph	
	50	C	Tim HASTINGS	Honda - KRP / Bradley Smith Racing	13	1:14.055		94.89 mph		152.71 kph	

Weather / Track : Cloudy / Dry

These results are provisional until the conclusion of any judicial and technical matters.

Snetterton
Circuit Length = 1.9520 miles
Start: 14:15 End: 14:35

Race Director :	Stewards :	Timekeeper :
-----------------	------------	--------------

MCRCB BULLETIN TK146

2009 Relentless British 125GP Championship & ACU Academy Cup

RACE 6 - LAP CHART

Lap 1			Lap 2			Lap 3			Lap 4			Lap 5		
No	Behind	Laptime	No	Behind	Laptime	No	Behind	Laptime	No	Behind	Laptime	No	Behind	Laptime
50		1:20.186	50		1:15.390	50		1:14.934	61		1:14.292	61		1:14.056
29	0.856	1:21.042	29	0.848	1:15.382	29	0.868	1:14.954	29		1:15.499	29	0.631	1:14.687
72	0.972	1:21.158	66	1.183	1:15.359	66	1.293	1:15.044	72	0.449	1:15.292	50	1.020	1:14.584
66	1.214	1:21.400	72	1.498	1:15.916	72	1.524	1:14.960	50	0.492	1:16.859	72	1.219	1:14.826
6	1.451	1:21.637	96	2.228	1:16.035	61	2.075	1:14.465	66	0.874	1:15.948	66	1.818	1:15.000
96	1.583	1:21.769	13	2.333	1:15.867	96	3.313	1:16.019	13	2.880	1:15.913	13	4.181	1:15.357
13	1.856	1:22.042	61	2.544	1:15.481	13	3.334	1:15.935	8	3.221	1:15.906	8	4.768	1:15.603
87	2.350	1:22.536	8	3.238	1:16.235	8	3.682	1:15.378	96	3.475	1:16.529	6	5.417	1:15.018
8	2.393	1:22.579	2	4.059	1:15.751	2	4.642	1:15.517	2	3.592	1:15.317	2	5.464	1:15.928
61	2.453	1:22.639	7	4.125	1:16.481	7	5.372	1:16.181	6	4.455	1:14.477	96	6.077	1:16.658
7	3.034	1:23.220	87	4.205	1:17.245	87	5.474	1:16.203	87	5.143	1:16.036	10	7.255	1:15.630
77	3.486	1:23.672	10	4.863	1:16.320	10	5.929	1:16.000	7	5.249	1:16.244	87	7.757	1:16.670
2	3.698	1:23.884	6	5.184	1:19.123	6	6.345	1:16.095	10	5.681	1:16.119	16	7.931	1:15.826
12	3.896	1:24.082	77	5.425	1:17.329	16	6.939	1:16.396	16	6.161	1:15.589	7	8.084	1:16.891
10	3.933	1:24.119	16	5.477	1:16.705	77	7.412	1:16.921	52	6.392	1:15.302	52	8.350	1:16.014
16	4.162	1:24.348	27	5.907	1:16.962	52	7.457	1:16.001	77	7.328	1:16.283	77	10.129	1:16.857
27	4.335	1:24.521	52	6.390	1:16.701	27	8.029	1:17.056	27	8.260	1:16.598	27	10.738	1:16.534
11	4.810	1:24.996	12	6.467	1:17.961	12	8.406	1:16.873	11	8.777	1:16.622	11	11.617	1:16.896
46	5.060	1:25.246	11	6.919	1:17.499	11	8.522	1:16.537	12	9.370	1:17.331	12	11.818	1:16.504
52	5.079	1:25.265	46	7.548	1:17.878	4	10.489	1:16.985	14	11.268	1:16.883	4	14.317	1:17.093
14	5.499	1:25.685	14	7.763	1:17.654	14	10.752	1:17.923	4	11.280	1:17.158	14	14.327	1:17.115
28	5.936	1:26.122	4	8.438	1:17.137	46	11.653	1:19.039	19	12.163	1:16.778	41	17.571	1:18.004
41	6.060	1:26.246	19	8.974	1:18.116	19	11.752	1:17.712	46	12.432	1:17.146	28	18.013	1:18.281
19	6.248	1:26.434	41	9.057	1:18.387	41	12.249	1:18.126	41	13.623	1:17.741	19	18.211	1:20.104
4	6.691	1:26.877	28	9.492	1:18.946	28	12.483	1:17.925	28	13.788	1:17.672	24	18.247	1:18.412
69	6.835	1:27.021	24	10.137	1:18.343	24	12.950	1:17.747	24	13.891	1:17.308	22	18.584	1:17.885
24	7.184	1:27.370	22	10.402	1:18.482	22	13.282	1:17.814	22	14.755	1:17.840	46	19.491	1:21.115
22	7.310	1:27.496	69	10.455	1:19.010	69	14.061	1:18.540	99	17.936	1:19.632	99	23.350	1:19.470
99	7.650	1:27.836	99	11.139	1:18.879	99	14.671	1:18.466	69	17.996	1:20.302	86	23.679	1:19.523
86	8.026	1:28.212	86	11.592	1:18.956	86	15.698	1:19.040	86	18.212	1:18.881	91	24.342	1:19.354
91	8.191	1:28.377	91	12.380	1:19.579	91	16.371	1:18.925	91	19.044	1:19.040	69	24.836	1:20.896
21	8.826	1:29.012	17	14.982	1:20.942	32	20.456	1:20.113	32	24.024	1:19.935	26	29.794	1:19.571
17	9.430	1:29.616	32	15.277	1:20.864	26	20.676	1:20.271	26	24.279	1:19.970	32	29.853	1:19.885
32	9.803	1:29.989	26	15.339	1:20.550	17	21.117	1:21.069	17	24.674	1:19.924	17	31.567	1:20.949
26	10.179	1:30.365	21	15.717	1:22.281	21	21.549	1:20.766	21	25.528	1:20.346	21	32.168	1:20.696
9	11.017	1:31.203	9	20.113	1:24.486	9	27.243	1:22.064	9	32.778	1:21.902	9	41.752	1:23.030

Snetterton
Circuit Length = 1.9520 miles
Start: 14:15 End: 14:35

Weather / Track : Cloudy / Dry

2009 Relentless British 125GP Championship & ACU Academy Cup

RACE 6 - LAP CHART

Lap 6			Lap 7			Lap 8			Lap 9			Lap 10		
No	Behind	Laptime	No	Behind	Laptime	No	Behind	Laptime	No	Behind	Laptime	No	Behind	Laptime
61		1:14.579	61		1:14.389	61		1:14.149	61		1:14.511	29		1:14.523
29	0.843	1:14.791	29	0.567	1:14.113	29	0.701	1:14.283	29	0.118	1:13.928	9	1 LAP	1:22.322
50	1.204	1:14.763	50	1.081	1:14.266	50	1.151	1:14.219	50	1.019	1:14.379	61	0.260	1:14.901
66	2.045	1:14.806	66	2.528	1:14.872	66	3.562	1:15.183	66	4.084	1:15.033	50	0.998	1:14.620
13	4.724	1:15.122	13	5.184	1:14.849	13	5.820	1:14.785	13	6.371	1:15.062	66	4.377	1:14.934
8	5.439	1:15.250	6	5.947	1:14.621	6	6.420	1:14.622	6	6.647	1:14.738	6	6.861	1:14.855
6	5.715	1:14.877	8	6.090	1:15.040	8	6.690	1:14.749	2	6.951	1:14.400	13	7.537	1:15.807
2	6.358	1:15.473	2	6.533	1:14.564	2	7.062	1:14.678	8	7.279	1:15.100	8	7.679	1:15.041
96	7.772	1:16.274	10	9.257	1:15.516	10	10.797	1:15.689	10	11.886	1:15.600	2	7.691	1:15.381
10	8.130	1:15.454	96	9.738	1:16.355	16	11.160	1:15.164	16	12.110	1:15.461	10	12.666	1:15.421
16	9.107	1:15.755	16	10.145	1:15.427	96	11.705	1:16.116	87	13.144	1:15.486	16	13.033	1:15.564
87	9.414	1:16.236	87	10.434	1:15.409	87	12.169	1:15.884	96	13.176	1:15.982	52	14.407	1:15.791
7	9.438	1:15.933	7	11.050	1:16.001	52	12.300	1:15.345	52	13.257	1:15.468	87	14.651	1:16.148
52	9.695	1:15.924	52	11.104	1:15.798	7	13.387	1:16.486	7	15.389	1:16.513	96	14.950	1:16.415
27	12.718	1:16.559	27	14.694	1:16.365	27	16.790	1:16.245	27	18.578	1:16.299	7	17.180	1:16.432
77	13.042	1:17.492	77	15.113	1:16.460	77	18.057	1:17.093	77	20.333	1:16.787	27	20.496	1:16.559
11	14.167	1:17.129	12	16.882	1:16.867	11	19.783	1:17.002	12	22.065	1:16.479	77	22.535	1:16.843
12	14.404	1:17.165	11	16.930	1:17.152	12	20.097	1:17.364	11	22.716	1:17.444	12	23.571	1:16.147
14	17.347	1:17.599	14	19.786	1:16.828	14	22.572	1:16.935	14	24.411	1:16.350	11	25.782	1:17.707
4	17.474	1:17.736	4	20.034	1:16.949	4	22.710	1:16.825	4	24.575	1:16.376	14	26.194	1:16.424
41	20.857	1:17.865	19	24.201	1:17.669	19	26.987	1:16.935	19	30.499	1:18.023	4	26.654	1:16.720
19	20.921	1:17.289	41	24.620	1:18.152	46	28.478	1:17.053	46	31.039	1:17.072	46	32.999	1:16.601
28	21.271	1:17.837	24	25.057	1:17.983	24	28.790	1:17.882	24	31.924	1:17.645	19	33.355	1:17.497
24	21.463	1:17.795	46	25.574	1:17.598	28	29.228	1:17.640	28	32.147	1:17.430	28	34.963	1:17.457
22	22.214	1:18.209	28	25.737	1:18.855	22	29.725	1:17.778	22	32.836	1:17.622	24	35.086	1:17.803
46	22.365	1:17.453	22	26.096	1:18.271	91	37.779	1:17.972	91	41.585	1:18.317	22	35.742	1:17.547
99	28.759	1:19.988	86	33.607	1:18.893	86	38.376	1:18.918	86	42.744	1:18.879	91	46.199	1:19.255
86	29.103	1:20.003	91	33.956	1:19.196	99	39.034	1:19.079	99	43.274	1:18.751	86	46.496	1:18.393
91	29.149	1:19.386	99	34.104	1:19.734	69	39.200	1:19.026	69	43.555	1:18.866	99	47.036	1:18.403
69	29.398	1:19.141	69	34.323	1:19.314	26	43.892	1:18.921	26	47.591	1:18.210	69	47.296	1:18.382
26	34.436	1:19.221	26	39.120	1:19.073	32	45.147	1:19.393	32	49.973	1:19.337	26	51.303	1:18.353
32	35.434	1:20.160	32	39.903	1:18.858	17	46.686	1:19.183	17	51.775	1:19.600	32	54.501	1:19.169
17	36.834	1:19.846	17	41.652	1:19.207	9	1:06.868	1:22.384				17	56.353	1:19.219
21	39.300	1:21.711	21	45.445	1:20.534									
9	50.966	1:23.793	9	58.633	1:22.056									

2009 Relentless British 125GP Championship & ACU Academy Cup

RACE 6 - LAP CHART

Lap 11			Lap 12			Lap 13			Lap 14			Lap 15		
No	Behind	Laptime	No	Behind	Laptime	No	Behind	Laptime	No	Behind	Laptime	No	Behind	Laptime
61		1:14.476	61		1:14.413	61		1:14.157	61		1:14.193	61		1:14.080
29	0.801	1:15.537	29	1.092	1:14.704	29	0.839	1:13.904	29	0.358	1:13.712	29	0.320	1:14.042
50	0.825	1:14.563	50	1.318	1:14.906	50	1.216	1:14.055	50	1.138	1:14.115	50	1.660	1:14.602
66	4.488	1:14.847	66	5.056	1:14.981	66	5.894	1:14.995	66	6.598	1:14.897	17	1 LAP	1:20.824
6	6.798	1:14.673	6	7.019	1:14.634	6	7.951	1:15.089	6	8.401	1:14.643	66	7.275	1:14.757
8	7.676	1:14.733	8	7.893	1:14.630	8	8.371	1:14.635	8	9.227	1:15.049	6	8.779	1:14.458
2	8.129	1:15.174	2	8.376	1:14.660	2	8.781	1:14.562	13	10.341	1:15.000	8	9.776	1:14.629
13	8.498	1:15.697	13	8.835	1:14.750	13	9.534	1:14.856	10	16.816	1:15.319	13	11.453	1:15.192
9	1 LAP	1:26.490	10	14.501	1:15.643	10	15.690	1:15.346	52	19.549	1:15.819	10	18.398	1:15.662
10	13.271	1:15.341	16	15.006	1:15.793	52	17.923	1:16.115	96	20.429	1:16.066	52	21.127	1:15.658
16	13.626	1:15.329	52	15.965	1:15.312	96	18.556	1:15.897	27	27.940	1:16.411	96	23.397	1:17.048
52	15.066	1:15.395	96	16.816	1:15.544	7	24.937	1:17.559	7	27.995	1:17.251	27	29.652	1:15.792
96	15.685	1:15.471	87	16.949	1:15.570	27	25.722	1:16.281	12	32.310	1:16.618	7	31.398	1:17.483
87	15.792	1:15.877	7	21.535	1:16.872	77	29.810	1:16.874	77	32.367	1:16.750	77	34.225	1:15.938
7	19.076	1:16.632	9	1 LAP	1:24.551	12	29.885	1:16.835	14	34.293	1:15.791	12	34.299	1:16.069
27	22.152	1:16.392	27	23.598	1:15.859	9	1 LAP	1:22.462	4	35.024	1:16.231	14	36.211	1:15.998
77	24.592	1:16.793	77	27.093	1:16.914	14	32.695	1:16.338	11	36.500	1:16.766	4	37.534	1:16.590
12	25.159	1:16.324	12	27.207	1:16.461	4	32.986	1:16.360	9	1 LAP	1:23.159	11	40.785	1:18.365
11	27.931	1:16.885	14	30.514	1:16.542	11	33.927	1:16.864	46	45.174	1:16.536	9	1 LAP	1:21.496
14	28.385	1:16.927	4	30.783	1:16.650	19	42.489	1:17.754	19	45.701	1:17.405	46	47.776	1:16.682
4	28.546	1:16.628	11	31.220	1:17.702	46	42.831	1:17.857	22	49.350	1:17.557	19	48.722	1:17.101
46	35.781	1:17.518	19	38.892	1:17.509	22	45.986	1:17.670	24	49.566	1:17.715	24	52.711	1:17.225
19	35.796	1:17.177	46	39.131	1:17.763	24	46.044	1:18.095	28	50.014	1:17.711	22	52.724	1:17.454
28	38.310	1:18.083	24	42.106	1:18.156	28	46.496	1:17.838	86	1:01.148	1:17.777	28	53.702	1:17.768
24	38.363	1:18.013	22	42.473	1:17.941	86	57.564	1:18.348	91	1:01.486	1:17.809	86	1:05.253	1:18.185
22	38.945	1:17.939	28	42.815	1:18.918	91	57.870	1:18.606	26	1:05.008	1:17.612	91	1:06.303	1:18.897
86	49.633	1:17.873	86	53.373	1:18.153	69	1:01.039	1:18.780	69	1:05.429	1:18.583	26	1:08.927	1:17.999
91	49.889	1:18.426	91	53.421	1:17.945	26	1:01.589	1:17.490	32	1:13.478	1:19.079	69	1:09.694	1:18.345
99	51.168	1:18.868	69	56.416	1:19.425	32	1:08.592	1:18.937				32	1:19.836	1:20.438
69	51.404	1:18.844	26	58.256	1:17.948	17	1:10.736	1:19.085						
26	54.721	1:18.154	32	1:03.812	1:19.230									
32	58.995	1:19.230	17	1:05.808	1:19.507									
17	1:00.714	1:19.097												

MCRCB BULLETIN TK147

2009 Relentless British 125GP Championship & ACU Academy Cup

RACE 6 - POSITION CHART

No	Name	Laps Pos															
			1	2	3	4	5	6	7	8	9	10	11	12	13	14	15
50	Tim HASTINGS	1	50	50	50	61	61	61	61	61	61	29	61	61	61	61	61
29	James LODGE	2	29	29	29	29	29	29	29	29	29	61	29	29	29	29	29
72	Connor BEHAN	3	72	66	66	72	50	50	50	50	50	50	50	50	50	50	50
66	Tom HAYWARD	4	66	72	72	50	72	66	66	66	66	66	66	66	66	66	66
6	Martin GLOSSOP	5	6	96	61	66	66	13	13	13	13	6	6	6	6	6	6
96	Ryan SAXELBY	6	96	13	96	13	13	8	6	6	6	13	8	8	8	8	8
13	Rob GUIVER	7	13	61	13	8	8	6	8	8	2	8	2	2	2	13	13
87	Lee COSTELLO	8	87	8	8	96	6	2	2	2	8	2	13	13	13	10	10
8	Brian CLARK	9	8	2	2	2	2	96	10	10	10	10	10	10	10	52	52
61	Paul JORDAN	10	61	7	7	6	96	10	96	16	16	16	16	16	52	96	96
7	Deane BROWN	11	7	87	87	87	10	16	16	96	87	52	52	52	96	27	27
77	Taylor MACKENZIE	12	77	10	10	7	87	87	87	87	96	87	96	96	7	7	7
2	Robbie STEWART	13	2	6	6	10	16	7	7	52	52	96	87	87	27	12	77
12	Edward RENDELL	14	12	77	16	16	7	52	52	7	7	7	7	7	77	77	12
10	Peter SUTHERLAND	15	10	16	77	52	52	27	27	27	27	27	27	27	12	14	14
16	Shaun HORSMAN	16	16	27	52	77	77	77	77	77	77	77	77	77	14	4	4
27	Catherine GREEN	17	27	52	27	27	11	12	11	12	11	12	12	12	4	11	11
11	Tom WEEDEN	18	11	12	12	11	11	12	11	12	11	11	11	14	11	46	46
46	Ross WALKER	19	46	11	11	12	12	14	14	14	14	14	14	4	19	19	19
52	Adam BLACKLOCK	20	52	46	4	14	4	4	4	4	4	4	4	11	46	22	24
14	Jamie MOSSEY	21	14	14	14	4	14	41	19	19	19	46	46	19	22	24	22
28	Jon VINCENT	22	28	4	46	19	41	19	41	46	46	19	19	46	24	28	28
41	Shaun WINFIELD	23	41	19	19	46	28	28	24	24	24	28	28	24	28	86	86
19	Michael HILL	24	19	41	41	41	19	24	46	28	28	24	24	22	86	91	91
4	Philip WAKEFIELD	25	4	28	28	28	24	22	28	22	22	22	22	28	91	26	26
69	Joshua HARLAND	26	69	24	24	24	22	46	22	91	91	91	86	86	69	69	69
24	Ben BARRETT	27	24	22	22	22	46	99	86	86	86	86	91	91	26	32	32
22	Matthew PAULO	28	22	69	69	99	99	86	91	99	99	99	99	69	32	17	
99	Kasey WYATT	29	99	99	99	69	86	91	99	69	69	69	69	26	17	9	
86	Luke HARVEY	30	86	86	86	86	91	69	69	26	26	26	26	32	9		
91	Ian STANFORD	31	91	91	91	91	69	26	26	32	32	32	32	17			
21	Tom STANFORD	32	21	17	32	32	26	32	32	17	17	17	17	9			
17	John McPHEE	33	17	32	26	26	32	17	17	9	9	9	9				
32	Gavin LUPTON	34	32	26	17	17	17	21	21								
26	Nicole McALEER	35	26	21	21	21	21	9	9								
9	Niall CAMPBELL	36	9	9	9	9	9										

MCRCB BULLETIN TK148

2009 Relentless British 125GP Championship & ACU Academy Cup

RACE 6 - SECTOR ANALYSIS

2	Robbie STEWART				Repli-Cast UK						
1-		123.8	42.686	115.9	1:23.884	8-	34.053	129.3	40.625	116.1	1:14.678
2-	34.362	128.1	41.389	115.1	1:15.751	9-	33.764	130.1	40.636	115.5	1:14.400
3-	34.374	127.8	41.143	115.5	1:15.517	10-	34.077	126.6	41.304	115.7	1:15.381
4-	34.389	126.1	40.928	116.5	1:15.317	11-	34.237	128.3	40.937	115.3	1:15.174
5-	34.376	127.3	41.552	114.9	1:15.928	12-	34.015	127.3	40.645	115.1	1:14.660
6-	34.423	130.3	41.050	115.3	1:15.473	13-	33.912	129.1	40.650	115.7	1:14.562
7-	34.011	128.1	40.553	116.1	1:14.564						
4	Philip WAKEFIELD				PWR / Sandbach Scrap Metal						
1-		125.2	43.300	112.8	1:26.877	9-	34.908	120.9	41.468	113.0	1:16.376
2-	35.225	124.5	41.912	112.6	1:17.137	10-	35.208	119.8	41.512	112.4	1:16.720
3-	35.206	121.6	41.779	111.7	1:16.985	11-	35.049	119.4	41.579	113.9	1:16.628
4-	35.324	117.1	41.834	111.8	1:17.158	12-	35.046	119.8	41.604	112.2	1:16.650
5-	35.350	118.4	41.743	110.4	1:17.093	13-	35.005	122.0	41.355	112.2	1:16.360
6-	36.087	119.0	41.649	113.7	1:17.736	14-	35.039	117.7	41.192	110.6	1:16.231
7-	35.165	120.1	41.784	113.2	1:16.949	15-	35.397	116.7	41.193	110.0	1:16.590
8-	35.254	121.4	41.571	113.6	1:16.825						
6	Martin GLOSSOP				KRP / Bradley Smith Racing						
1-		125.9	42.396	118.4	1:21.637	9-	34.022	128.1	40.716	117.5	1:14.738
2-	34.174	126.9	44.949	112.6	1:19.123	10-	34.244	126.1	40.611	117.1	1:14.855
3-	35.267	128.8	40.828	119.0	1:16.095	11-	34.127	126.4	40.546	117.5	1:14.673
4-	33.850	128.3	40.627	117.9	1:14.477	12-	34.171	126.4	40.463	117.1	1:14.634
5-	34.006	128.8	41.012	117.7	1:15.018	13-	34.301	126.9	40.788	117.7	1:15.089
6-	34.415	127.8	40.462	118.4	1:14.877	14-	34.021	126.4	40.622	116.7	1:14.643
7-	33.899	128.1	40.722	117.5	1:14.621	15-	33.900	127.3	40.558	117.1	1:14.458
8-	34.176	127.8	40.446	117.3	1:14.622						
7	Deane BROWN				C Colin Appleyard / Macadam Racing						
1-		124.5	41.987	115.5	1:23.220	9-	35.059	120.9	41.454	114.3	1:16.513
2-	35.153	123.8	41.328	115.7	1:16.481	10-	35.183	120.5	41.249	114.5	1:16.432
3-	34.773	122.7	41.408	115.3	1:16.181	11-	35.174	120.5	41.458	114.5	1:16.632
4-	35.102	121.6	41.142	116.5	1:16.244	12-	35.263	119.4	41.609	114.1	1:16.872
5-	34.968	121.4	41.923	117.7	1:16.891	13-	35.708	120.3	41.851	114.7	1:17.559
6-	34.915	124.0	41.018	116.7	1:15.933	14-	35.470	119.2	41.781	115.3	1:17.251
7-	34.737	123.6	41.264	113.7	1:16.001	15-	35.704	119.2	41.779	114.1	1:17.483
8-	35.248	122.7	41.238	114.3	1:16.486						
8	Brian CLARK				Banks Racing/Express Racewear						
1-		122.7	42.141	118.8	1:22.579	9-	34.136	127.3	40.964	117.7	1:15.100
2-	35.161	122.7	41.074	117.5	1:16.235	10-	33.995	127.6	41.046	119.2	1:15.041
3-	34.700	125.4	40.678	118.1	1:15.378	11-	34.228	126.4	40.505	117.5	1:14.733
4-	34.509	121.8	41.397	117.9	1:15.906	12-	34.219	122.5	40.411	117.3	1:14.630
5-	34.365	119.4	41.238	116.3	1:15.603	13-	34.194	125.7	40.441	117.3	1:14.635
6-	34.498	123.1	40.752	117.3	1:15.250	14-	34.106	124.0	40.943	115.3	1:15.049
7-	34.368	124.5	40.672	117.5	1:15.040	15-	34.151	125.0	40.478	116.3	1:14.629
8-	34.108	127.1	40.641	118.4	1:14.749						
9	Niall CAMPBELL				C Kinpac Racing						
1-		120.3	45.662	107.4	1:31.203	8-	37.631	113.4	44.753	108.6	1:22.384
2-	38.050	116.9	46.436	106.7	1:24.486	9-	37.507	113.0	44.815	93.1	1:22.322
3-	37.681	115.7	44.383	109.3	1:22.064	10-	40.158	88.8	46.332	109.1	1:26.490
4-	37.359	116.7	44.543	108.6	1:21.902	11-	39.887	93.7	44.664	107.9	1:24.551
5-	37.125	116.5	45.905	106.7	1:23.030	12-	37.883	113.9	44.579	110.2	1:22.462
6-	38.534	111.7	45.259	108.4	1:23.793	13-	37.901	86.0	45.258	108.4	1:23.159
7-	37.546	114.3	44.510	108.2	1:22.056	14-	37.363	114.3	44.133	108.1	1:21.496
10	Peter SUTHERLAND				C Kinpac Racing						
1-		127.3	42.976	119.6	1:24.119	9-	34.359	129.3	41.241	118.4	1:15.600
2-	34.467	131.3	41.853	119.8	1:16.320	10-	34.465	128.8	40.956	119.0	1:15.421
3-	34.156	125.9	41.844	120.3	1:16.000	11-	34.287	130.1	41.054	119.6	1:15.341
4-	34.547	124.0	41.572	120.7	1:16.119	12-	34.507	129.3	41.136	118.4	1:15.643

Snetterton
Circuit Length = 1.9520 miles
Start: 14:15 End: 14:35

Weather / Track : Cloudy / Dry

MCRCB BULLETIN TK148

2009 Relentless British 125GP Championship & ACU Academy Cup

RACE 6 - SECTOR ANALYSIS

5-	34.264	129.6	41.366	119.4	1:15.630	13-	34.258	129.3	41.088	118.8	1:15.346
6-	34.179	130.8	41.275	119.6	1:15.454	14-	34.287	129.1	41.032	118.6	1:15.319
7-	34.246	130.1	41.270	119.4	1:15.516	15-	34.490	128.8	41.172	118.6	1:15.662
8-	34.332	129.6	41.357	118.8	1:15.689						
11	Tom WEEDEN					C	TABOO Motorsport Junior Team				
1-		128.6	43.013	116.3	1:24.996	9-	35.483	121.4	41.961	115.3	1:17.444
2-	35.039	126.6	42.460	116.5	1:17.499	10-	35.459	123.1	42.248	114.5	1:17.707
3-	35.024	127.1	41.513	117.7	1:16.537	11-	35.345	123.1	41.540	115.1	1:16.885
4-	35.156	125.4	41.466	115.9	1:16.622	12-	35.522	119.2	42.180	115.7	1:17.702
5-	35.326	124.0	41.570	115.5	1:16.896	13-	34.986	125.7	41.878	116.3	1:16.864
6-	35.189	124.5	41.940	115.1	1:17.129	14-	35.039	124.5	41.727	115.5	1:16.766
7-	35.165	122.9	41.987	114.7	1:17.152	15-	35.454	123.6	42.911	113.6	1:18.365
8-	35.278	124.3	41.724	115.3	1:17.002						
12	Edward RENDELL						Team Aztec GP				
1-		125.4	42.942	115.1	1:24.082	9-	35.186	122.2	41.293	112.4	1:16.479
2-	35.683	123.8	42.278	113.9	1:17.961	10-	35.034	120.1	41.113	112.6	1:16.147
3-	35.190	123.4	41.683	114.1	1:16.873	11-	34.910	120.1	41.414	113.4	1:16.324
4-	35.434	123.4	41.897	113.6	1:17.331	12-	34.747	122.9	41.714	114.3	1:16.461
5-	34.968	123.1	41.536	114.3	1:16.504	13-	35.397	121.4	41.438	115.3	1:16.835
6-	35.393	121.8	41.772	113.7	1:17.165	14-	35.466	121.6	41.152	111.7	1:16.618
7-	34.938	123.6	41.929	112.4	1:16.867	15-	34.906	123.1	41.163	113.6	1:16.069
8-	35.470	119.0	41.894	113.6	1:17.364						
13	Rob GUIVER						SP125 / RG Racing				
1-		124.0	41.620	115.7	1:22.042	9-	34.387	122.2	40.675	113.4	1:15.062
2-	34.724	127.1	41.143	115.1	1:15.867	10-	34.625	125.7	41.182	113.9	1:15.807
3-	34.665	123.8	41.270	113.9	1:15.935	11-	34.453	122.5	41.244	115.7	1:15.697
4-	34.863	122.5	41.050	114.5	1:15.913	12-	34.307	123.8	40.443	115.5	1:14.750
5-	34.684	121.6	40.673	115.1	1:15.357	13-	34.183	125.0	40.673	114.5	1:14.856
6-	34.526	122.2	40.596	114.1	1:15.122	14-	34.404	123.8	40.596	114.1	1:15.000
7-	34.489	123.1	40.360	115.1	1:14.849	15-	34.385	123.6	40.807	114.3	1:15.192
8-	34.337	122.9	40.448	113.9	1:14.785						
14	Jamie MOSSEY						Tally Medical				
1-		124.3	43.370	114.5	1:25.685	9-	35.001	120.5	41.349	113.2	1:16.350
2-	35.371	125.2	42.283	115.1	1:17.654	10-	35.106	120.9	41.318	113.4	1:16.424
3-	35.510	122.2	42.413	114.1	1:17.923	11-	35.018	120.9	41.909	113.6	1:16.927
4-	34.979	122.2	41.904	111.7	1:16.883	12-	35.087	118.4	41.455	112.2	1:16.542
5-	35.190	122.0	41.925	111.1	1:17.115	13-	35.216	120.9	41.122	112.6	1:16.338
6-	35.783	119.6	41.816	113.2	1:17.599	14-	34.742	121.4	41.049	111.8	1:15.791
7-	35.197	120.3	41.631	113.2	1:16.828	15-	34.818	120.5	41.180	111.3	1:15.998
8-	35.422	120.1	41.513	112.0	1:16.935						
16	Shaun HORSMAN						Symtry I.T. North				
1-		127.6	42.713	117.5	1:24.348	7-	34.440	126.9	40.987	116.7	1:15.427
2-	34.711	129.3	41.994	117.9	1:16.705	8-	34.255	125.7	40.909	117.3	1:15.164
3-	35.044	127.1	41.352	117.5	1:16.396	9-	34.336	127.1	41.125	116.7	1:15.461
4-	34.453	128.3	41.136	116.5	1:15.589	10-	34.484	127.1	41.080	116.5	1:15.564
5-	34.403	128.3	41.423	117.7	1:15.826	11-	34.436	126.6	40.893	116.5	1:15.329
6-	34.774	127.6	40.981	116.3	1:15.755	12-	34.776	125.7	41.017	115.7	1:15.793
17	John McPHEE					C	McPhee Racing				
1-		124.7	44.890	113.2	1:29.616	8-	36.127	119.6	43.056	112.8	1:19.183
2-	36.792	121.6	44.150	113.0	1:20.942	9-	36.380	119.4	43.220	111.7	1:19.600
3-	36.737	121.6	44.332	114.7	1:21.069	10-	35.967	120.1	43.252	111.7	1:19.219
4-	36.356	120.3	43.568	114.5	1:19.924	11-	36.021	120.7	43.076	111.1	1:19.097
5-	36.217	121.1	44.732	110.7	1:20.949	12-	36.212	119.6	43.295	112.4	1:19.507
6-	36.432	121.8	43.414	113.0	1:19.846	13-	36.048	120.5	43.037	111.3	1:19.085
7-	36.295	120.7	42.912	113.4	1:19.207	14-	36.113	120.1	44.711	113.0	1:20.824
19	Michael HILL						TABOO Motorsport				
1-		126.6	43.711	117.1	1:26.434	9-	35.799	121.6	42.224	114.5	1:18.023

Snetterton
Circuit Length = 1.9520 miles
Start: 14:15 End: 14:35

Weather / Track : Cloudy / Dry

MCRCB BULLETIN TK148

2009 Relentless British 125GP Championship & ACU Academy Cup

RACE 6 - SECTOR ANALYSIS

2-	35.458	122.0	42.658	114.9	1:18.116	10-	35.405	121.6	42.092	115.1	1:17.497
3-	35.509	122.0	42.203	117.5	1:17.712	11-	34.975	123.6	42.202	115.1	1:17.177
4-	34.887	125.4	41.891	115.3	1:16.778	12-	35.571	122.9	41.938	113.7	1:17.509
5-	35.030	125.0	45.074	114.9	1:20.104	13-	35.556	121.1	42.198	114.3	1:17.754
6-	35.398	127.3	41.891	116.7	1:17.289	14-	35.267	121.4	42.138	115.1	1:17.405
7-	35.763	123.4	41.906	115.1	1:17.669	15-	35.304	123.8	41.797	114.5	1:17.101
8-	35.053	122.5	41.882	114.1	1:16.935						
21	Tom STANFORD Stanford Racing										
1-		123.4	44.446	108.8	1:29.012	5-	37.341	113.4	43.355	107.5	1:20.696
2-	37.647	115.5	44.634	108.8	1:22.281	6-	37.972	112.2	43.739	105.8	1:21.711
3-	37.261	115.1	43.505	109.8	1:20.766	7-	37.304	111.1	43.230	104.5	1:20.534
4-	37.180	113.4	43.166	107.7	1:20.346						
22	Matthew PAULO C Paulo Racing										
1-		126.9	44.421	114.1	1:27.496	9-	35.484	123.4	42.138	111.3	1:17.622
2-	35.352	121.6	43.130	114.7	1:18.482	10-	35.387	122.5	42.160	111.7	1:17.547
3-	35.370	123.8	42.444	114.5	1:17.814	11-	35.133	120.7	42.806	111.8	1:17.939
4-	35.139	123.1	42.701	111.8	1:17.840	12-	35.411	118.8	42.530	112.2	1:17.941
5-	35.593	120.7	42.292	111.7	1:17.885	13-	35.286	122.2	42.384	111.1	1:17.670
6-	35.537	125.4	42.672	110.9	1:18.209	14-	35.561	120.3	41.996	110.9	1:17.557
7-	35.489	125.9	42.782	113.6	1:18.271	15-	35.508	120.9	41.946	110.7	1:17.454
8-	35.309	123.6	42.469	111.8	1:17.778						
24	Ben BARRETT SP125Racing / Lowerdale Autos										
1-		125.9	44.302	115.3	1:27.370	9-	35.473	120.1	42.172	113.0	1:17.645
2-	35.310	125.7	43.033	114.9	1:18.343	10-	35.689	120.1	42.114	115.5	1:17.803
3-	35.361	122.9	42.386	115.7	1:17.747	11-	35.726	118.8	42.287	112.2	1:18.013
4-	35.126	123.6	42.182	115.1	1:17.308	12-	35.804	117.9	42.352	112.6	1:18.156
5-	35.372	122.2	43.040	112.0	1:18.412	13-	35.667	116.9	42.428	114.9	1:18.095
6-	35.600	125.7	42.195	116.3	1:17.795	14-	35.665	117.3	42.050	114.1	1:17.715
7-	35.415	118.6	42.568	114.5	1:17.983	15-	35.348	118.8	41.877	113.4	1:17.225
8-	35.207	122.0	42.675	113.6	1:17.882						
26	Nicole McALEER C Megabikes.ie										
1-		111.3	45.528	117.7	1:30.365	9-	35.606	124.7	42.604	116.9	1:18.210
2-	36.246	121.6	44.304	117.9	1:20.550	10-	35.595	124.3	42.758	117.5	1:18.353
3-	36.275	124.0	43.996	118.1	1:20.271	11-	35.489	125.7	42.665	116.1	1:18.154
4-	35.953	124.7	44.017	118.1	1:19.970	12-	35.154	125.7	42.794	117.9	1:17.948
5-	35.957	124.3	43.614	116.1	1:19.571	13-	35.256	126.6	42.234	117.9	1:17.490
6-	36.060	124.3	43.161	116.3	1:19.221	14-	35.036	126.6	42.576	116.9	1:17.612
7-	35.811	123.8	43.262	116.7	1:19.073	15-	35.045	125.9	42.954	115.9	1:17.999
8-	35.482	124.3	43.439	116.7	1:18.921						
27	Catherine GREEN www.cgracing27.co.uk										
1-		124.0	43.344	119.2	1:24.521	9-	34.749	126.1	41.550	117.3	1:16.299
2-	34.889	127.6	42.073	118.6	1:16.962	10-	34.715	125.9	41.844	116.3	1:16.559
3-	34.885	124.0	42.171	117.5	1:17.056	11-	34.673	126.4	41.719	116.7	1:16.392
4-	34.715	127.6	41.883	117.7	1:16.598	12-	34.528	126.1	41.331	117.5	1:15.859
5-	34.955	125.9	41.579	116.9	1:16.534	13-	34.955	125.9	41.326	117.7	1:16.281
6-	34.885	127.1	41.674	117.5	1:16.559	14-	34.509	125.0	41.902	116.1	1:16.411
7-	34.710	125.9	41.655	117.5	1:16.365	15-	34.565	125.4	41.227	116.3	1:15.792
8-	34.830	125.7	41.415	116.7	1:16.245						
28	Jon VINCENT Molly / GRF Heavy Transport										
1-		121.1	43.916	114.3	1:26.122	9-	35.516	122.5	41.914	114.7	1:17.430
2-	35.880	119.0	43.066	114.7	1:18.946	10-	35.408	120.7	42.049	113.0	1:17.457
3-	35.458	120.9	42.467	115.7	1:17.925	11-	35.803	117.9	42.280	111.8	1:18.083
4-	35.381	122.7	42.291	115.7	1:17.672	12-	35.942	115.3	42.976	114.1	1:18.918
5-	35.402	123.6	42.879	113.9	1:18.281	13-	35.710	118.8	42.128	114.3	1:17.838
6-	35.548	122.9	42.289	115.5	1:17.837	14-	35.543	118.8	42.168	114.9	1:17.711
7-	35.675	118.6	43.180	115.3	1:18.855	15-	35.148	122.9	42.620	111.3	1:17.768
8-	35.443	122.2	42.197	114.3	1:17.640						

Snetterton
Circuit Length = 1.9520 miles
Start: 14:15 End: 14:35

Weather / Track : Cloudy / Dry

MCRCB BULLETIN TK148

2009 Relentless British 125GP Championship & ACU Academy Cup

RACE 6 - SECTOR ANALYSIS

29	James LODGE		KRP / Earnshaws Motorcycles								
1-		130.1	41.823	115.1	1:21.042	9-	33.679	130.3	40.249	118.4	1:13.928
2-	34.524	129.6	40.858	116.3	1:15.382	10-	34.070	125.4	40.453	117.1	1:14.523
3-	34.214	127.8	40.740	116.9	1:14.954	11-	33.954	126.6	41.583	105.0	1:15.537
4-	34.351	126.6	41.148	116.3	1:15.499	12-	34.274	126.6	40.430	116.9	1:14.704
5-	34.021	128.6	40.666	117.7	1:14.687	13-	33.754	129.8	40.150	116.9	1:13.904
6-	33.981	128.1	40.810	116.1	1:14.791	14-	33.722	128.8	39.990	118.1	1:13.712
7-	33.910	128.6	40.203	118.1	1:14.113	15-	33.666	130.3	40.376	117.1	1:14.042
8-	33.831	129.3	40.452	117.5	1:14.283						
32	Gavin LUPTON		smo-racing								
1-		119.8	45.253	117.5	1:29.989	9-	35.824	125.2	43.513	115.5	1:19.337
2-	36.328	124.3	44.536	116.7	1:20.864	10-	35.918	124.5	43.251	116.3	1:19.169
3-	36.099	124.5	44.014	116.5	1:20.113	11-	35.583	125.2	43.647	113.7	1:19.230
4-	35.913	124.7	44.022	116.7	1:19.935	12-	35.608	122.2	43.622	115.3	1:19.230
5-	35.687	125.2	44.198	114.3	1:19.885	13-	35.660	124.5	43.277	115.5	1:18.937
6-	36.197	122.0	43.963	116.7	1:20.160	14-	35.488	124.3	43.591	114.7	1:19.079
7-	35.590	126.6	43.268	116.9	1:18.858	15-	35.886	124.3	44.552	114.3	1:20.438
8-	35.434	126.4	43.959	115.7	1:19.393						
41	Shaun WINFIELD		C TAG Triumph								
1-		122.5	43.706	115.3	1:26.246	5-	35.507	120.7	42.497	112.2	1:18.004
2-	35.672	121.8	42.715	115.1	1:18.387	6-	35.654	119.2	42.211	112.2	1:17.865
3-	35.418	118.4	42.708	113.2	1:18.126	7-	36.041	119.6	42.111	113.0	1:18.152
4-	35.362	120.3	42.379	113.0	1:17.741						
46	Ross WALKER		C Ross Walker Racing								
1-		126.4	43.131	114.9	1:25.246	9-	35.340	120.3	41.732	113.4	1:17.072
2-	35.707	125.7	42.171	114.1	1:17.878	10-	34.883	123.6	41.718	113.0	1:16.601
3-	36.803	123.4	42.236	114.3	1:19.039	11-	35.345	119.4	42.173	113.2	1:17.518
4-	35.132	122.2	42.014	114.7	1:17.146	12-	35.652	122.7	42.111	113.4	1:17.763
5-	35.047	124.0	46.068	107.9	1:21.115	13-	35.359	119.2	42.498	113.0	1:17.857
6-	35.529	122.7	41.924	115.7	1:17.453	14-	34.935	124.0	41.601	112.4	1:16.536
7-	35.032	124.0	42.566	114.9	1:17.598	15-	35.083	120.7	41.599	113.2	1:16.682
8-	34.791	124.5	42.262	113.2	1:17.053						
50	Tim HASTINGS		C KRP / Bradley Smith Racing								
1-		126.9	41.462	117.7	1:20.186	9-	33.673	130.6	40.706	116.7	1:14.379
2-	34.039	127.1	41.351	118.1	1:15.390	10-	34.013	130.6	40.607	118.8	1:14.620
3-	34.065	126.1	40.869	117.9	1:14.934	11-	33.897	130.1	40.666	117.1	1:14.563
4-	35.605	125.7	41.254	121.4	1:16.859	12-	34.249	127.1	40.657	119.6	1:14.906
5-	33.615	132.6	40.969	118.4	1:14.584	13-	33.591	133.7	40.464	120.3	1:14.055
6-	33.925	130.8	40.838	119.6	1:14.763	14-	33.487	132.9	40.628	118.8	1:14.115
7-	33.599	132.9	40.667	119.4	1:14.266	15-	33.579	131.3	41.023	118.6	1:14.602
8-	33.723	130.1	40.496	119.2	1:14.219						
52	Adam BLACKLOCK		C Repli-Cast UK								
1-		122.2	43.090	117.7	1:25.265	9-	34.177	128.1	41.291	117.9	1:15.468
2-	34.377	129.1	42.324	117.9	1:16.701	10-	34.657	125.7	41.134	116.1	1:15.791
3-	34.465	126.1	41.536	117.9	1:16.001	11-	34.474	127.1	40.921	116.5	1:15.395
4-	34.297	129.8	41.005	117.7	1:15.302	12-	34.414	125.9	40.898	116.3	1:15.312
5-	34.165	128.6	41.849	118.6	1:16.014	13-	34.758	125.2	41.357	115.9	1:16.115
6-	34.761	127.3	41.163	118.1	1:15.924	14-	34.601	125.2	41.218	115.3	1:15.819
7-	34.478	124.3	41.320	119.0	1:15.798	15-	34.536	124.7	41.122	115.3	1:15.658
8-	33.977	129.8	41.368	117.9	1:15.345						
61	Paul JORDAN		KRP / Bradley Smith Racing								
1-		133.9	41.854	120.9	1:22.639	9-	33.892	128.1	40.619	118.4	1:14.511
2-	34.150	132.4	41.331	119.6	1:15.481	10-	34.203	125.2	40.698	119.4	1:14.901
3-	34.017	131.1	40.448	120.3	1:14.465	11-	33.604	129.3	40.872	114.7	1:14.476
4-	33.595	127.6	40.697	119.0	1:14.292	12-	33.991	128.1	40.422	118.8	1:14.413
5-	33.852	127.8	40.204	119.0	1:14.056	13-	33.691	128.6	40.466	118.8	1:14.157
6-	33.869	128.1	40.710	117.3	1:14.579	14-	33.767	128.6	40.426	118.6	1:14.193

Snetterton
Circuit Length = 1.9520 miles
Start: 14:15 End: 14:35

Weather / Track : Cloudy / Dry

MCRCB BULLETIN TK148

2009 Relentless British 125GP Championship & ACU Academy Cup

RACE 6 - SECTOR ANALYSIS

7-	33.997	127.8	40.392	119.4	1:14.389	15-	33.517	130.6	40.563	118.8	1:14.080
8-	33.862	127.8	40.287	119.0	1:14.149						
66	Tom HAYWARD					KRP / Daniel Weston Racing					
1-		128.6	42.058	118.8	1:21.400	9-	34.327	127.3	40.706	117.3	1:15.033
2-	34.286	128.8	41.073	118.6	1:15.359	10-	34.228	126.4	40.706	117.5	1:14.934
3-	34.068	129.6	40.976	118.8	1:15.044	11-	34.268	126.1	40.579	117.9	1:14.847
4-	34.489	125.2	41.459	120.3	1:15.948	12-	34.143	126.6	40.838	117.3	1:14.981
5-	34.351	129.3	40.649	119.2	1:15.000	13-	34.257	126.6	40.738	116.9	1:14.995
6-	34.263	127.8	40.543	118.4	1:14.806	14-	34.218	125.9	40.679	116.5	1:14.897
7-	34.225	128.1	40.647	118.8	1:14.872	15-	34.212	126.1	40.545	118.1	1:14.757
8-	34.389	126.6	40.794	117.5	1:15.183						
69	Joshua HARLAND					C					
1-		123.8	44.259	116.1	1:27.021	9-	35.845	119.8	43.021	114.1	1:18.866
2-	35.396	125.0	43.614	115.5	1:19.010	10-	35.385	123.4	42.997	114.5	1:18.382
3-	35.417	121.8	43.123	115.1	1:18.540	11-	35.591	120.5	43.253	113.4	1:18.844
4-	35.743	120.9	44.559	112.2	1:20.302	12-	35.873	114.3	43.552	112.0	1:19.425
5-	37.398	118.4	43.498	114.7	1:20.896	13-	35.768	120.1	43.012	112.0	1:18.780
6-	36.034	121.4	43.107	114.1	1:19.141	14-	35.894	120.3	42.689	113.4	1:18.583
7-	35.787	121.8	43.527	114.5	1:19.314	15-	35.589	120.5	42.756	113.0	1:18.345
8-	35.640	121.4	43.386	114.1	1:19.026						
72	Connor BEHAN					SP125 / Express Forklifts					
1-		121.8	41.622	113.0	1:21.158	4-	34.456	121.4	40.836	114.7	1:15.292
2-	34.711	120.5	41.205	114.7	1:15.916	5-	34.782	119.6	40.044	114.9	1:14.826
3-	34.673	120.5	40.287	115.3	1:14.960						
77	Taylor MACKENZIE					C MMCG Motorpoint					
1-		125.7	42.736	114.1	1:23.672	9-	35.267	122.0	41.520	114.3	1:16.787
2-	35.204	126.9	42.125	114.9	1:17.329	10-	35.230	122.0	41.613	113.7	1:16.843
3-	35.369	125.7	41.552	114.5	1:16.921	11-	35.307	122.2	41.486	113.9	1:16.793
4-	34.839	125.7	41.444	114.3	1:16.283	12-	35.301	122.0	41.613	113.9	1:16.914
5-	35.243	123.6	41.614	114.1	1:16.857	13-	35.057	123.6	41.817	114.1	1:16.874
6-	35.635	123.1	41.857	114.5	1:17.492	14-	35.241	122.2	41.509	112.8	1:16.750
7-	35.120	122.9	41.340	114.5	1:16.460	15-	34.800	122.9	41.138	113.4	1:15.938
8-	35.307	122.7	41.786	113.2	1:17.093						
86	Luke HARVEY					RV Racing					
1-		125.4	44.397	114.1	1:28.212	9-	36.051	123.4	42.828	112.4	1:18.879
2-	35.730	124.3	43.226	112.8	1:18.956	10-	35.831	123.1	42.562	113.2	1:18.393
3-	35.952	124.7	43.088	113.9	1:19.040	11-	35.529	122.9	42.344	111.3	1:17.873
4-	35.931	124.0	42.950	113.6	1:18.881	12-	35.820	121.6	42.333	112.0	1:18.153
5-	36.395	124.0	43.128	114.1	1:19.523	13-	36.139	121.1	42.209	110.6	1:18.348
6-	36.304	121.8	43.699	114.5	1:20.003	14-	35.540	121.4	42.237	110.7	1:17.777
7-	35.814	123.4	43.079	112.4	1:18.893	15-	35.720	121.8	42.465	110.2	1:18.185
8-	35.959	120.5	42.959	112.4	1:18.918						
87	Lee COSTELLO					Vent-Axia / www.sp125racing.com					
1-		126.6	42.098	115.1	1:22.536	7-	34.237	128.3	41.172	116.1	1:15.409
2-	35.206	121.4	42.039	114.1	1:17.245	8-	34.675	124.0	41.209	115.3	1:15.884
3-	34.683	123.1	41.520	114.7	1:16.203	9-	34.336	126.6	41.150	114.5	1:15.486
4-	34.934	123.1	41.102	115.1	1:16.036	10-	34.832	126.9	41.316	115.3	1:16.148
5-	35.048	123.1	41.622	115.1	1:16.670	11-	34.605	126.4	41.272	116.5	1:15.877
6-	35.022	123.1	41.214	116.3	1:16.236	12-	34.404	127.6	41.166	114.9	1:15.570
91	Ian STANFORD					Stanford Racing					
1-		125.7	44.060	115.1	1:28.377	9-	35.938	118.6	42.379	111.7	1:18.317
2-	36.551	124.0	43.028	113.6	1:19.579	10-	36.488	118.8	42.767	112.0	1:19.255
3-	35.983	122.5	42.942	114.1	1:18.925	11-	35.958	119.8	42.468	113.0	1:18.426
4-	36.117	122.7	42.923	113.7	1:19.040	12-	35.917	121.4	42.028	113.9	1:17.945
5-	36.314	121.6	43.040	113.7	1:19.354	13-	36.154	119.4	42.452	111.7	1:18.606
6-	36.428	123.6	42.958	114.1	1:19.386	14-	35.687	122.0	42.122	111.5	1:17.809
7-	35.834	122.9	43.362	113.6	1:19.196	15-	35.928	122.2	42.969	110.4	1:18.897

Snetterton
Circuit Length = 1.9520 miles
Start: 14:15 End: 14:35

Weather / Track : Cloudy / Dry

MCRCB BULLETIN TK148

2009 Relentless British 125GP Championship & ACU Academy Cup

RACE 6 - SECTOR ANALYSIS

8-	35.538	123.8	42.434	112.0	1:17.972						
96	Ryan SAXELBY					KRP / Bradley Smith Racing					
1-		131.8	41.864	117.9	1:21.769	9-	34.457	128.3	41.525	117.9	1:15.982
2-	34.301	130.6	41.734	116.1	1:16.035	10-	34.847	123.6	41.568	117.1	1:16.415
3-	34.668	126.1	41.351	114.7	1:16.019	11-	34.210	129.8	41.261	116.1	1:15.471
4-	34.703	125.4	41.826	117.7	1:16.529	12-	34.405	129.3	41.139	115.9	1:15.544
5-	34.414	130.1	42.244	113.9	1:16.658	13-	34.618	127.6	41.279	115.3	1:15.897
6-	34.741	127.6	41.533	114.9	1:16.274	14-	34.655	126.9	41.411	115.3	1:16.066
7-	34.730	126.9	41.625	116.3	1:16.355	15-	34.500	127.1	42.548	102.6	1:17.048
8-	34.653	126.9	41.463	116.7	1:16.116						
99	Kasey WYATT					C Repli-Cast UK					
1-		127.1	44.399	116.5	1:27.836	7-	35.967	122.7	43.767	116.7	1:19.734
2-	35.619	126.1	43.260	116.7	1:18.879	8-	35.850	123.4	43.229	115.3	1:19.079
3-	35.559	125.4	42.907	115.7	1:18.466	9-	35.841	124.3	42.910	114.9	1:18.751
4-	35.659	125.0	43.973	114.9	1:19.632	10-	35.524	124.7	42.879	115.7	1:18.403
5-	36.056	122.2	43.414	115.3	1:19.470	11-	35.850	122.2	43.018	114.3	1:18.868
6-	36.544	124.3	43.444	114.7	1:19.988						

MCRCB BULLETIN TK149

2009 Relentless British 125GP Championship & ACU Academy Cup

RACE 6 - SPEED TRAPS

SECTOR 1				SECTOR 2			FINISH LINE		
POS	NO	NAME	MPH	NO	NAME	MPH	NO	NAME	MPH
1	61	Paul JORDAN	133.9				50	Tim HASTINGS	121.4
2	50	Tim HASTINGS	133.7				61	Paul JORDAN	120.9
3	96	Ryan SAXELBY	131.8				10	Peter SUTHERLAND	120.7
4	10	Peter SUTHERLAND	131.3				66	Tom HAYWARD	120.3
5	2	Robbie STEWART	130.3				8	Brian CLARK	119.2
6	29	James LODGE	130.3				27	Catherine GREEN	119.2
7	52	Adam BLACKLOCK	129.8				6	Martin GLOSSOP	119.0
8	66	Tom HAYWARD	129.6				52	Adam BLACKLOCK	119.0
9	16	Shaun HORSMAN	129.3				29	James LODGE	118.4
10	6	Martin GLOSSOP	128.8				26	Nicole McALEER	118.1
11	11	Tom WEEDEN	128.6				16	Shaun HORSMAN	117.9
12	87	Lee COSTELLO	128.3				96	Ryan SAXELBY	117.9
13	8	Brian CLARK	127.6				7	Deane BROWN	117.7
14	27	Catherine GREEN	127.6				11	Tom WEEDEN	117.7
15	19	Michael HILL	127.3				19	Michael HILL	117.5
16	13	Rob GUIVER	127.1				32	Gavin LUPTON	117.5
17	99	Kasey WYATT	127.1				99	Kasey WYATT	116.7
18	22	Matthew PAULO	126.9				2	Robbie STEWART	116.5
19	77	Taylor MACKENZIE	126.9				87	Lee COSTELLO	116.5
20	26	Nicole McALEER	126.6				24	Ben BARRETT	116.3
21	32	Gavin LUPTON	126.6				69	Joshua HARLAND	116.1
22	46	Ross WALKER	126.4				13	Rob GUIVER	115.7
23	24	Ben BARRETT	125.9				28	Jon VINCENT	115.7
24	91	Ian STANFORD	125.7				46	Ross WALKER	115.7
25	12	Edward RENDELL	125.4				12	Edward RENDELL	115.3
26	86	Luke HARVEY	125.4				41	Shaun WINFIELD	115.3
27	4	Philip WAKEFIELD	125.2				72	Connor BEHAN	115.3
28	14	Jamie MOSSEY	125.2				14	Jamie MOSSEY	115.1
29	69	Joshua HARLAND	125.0				91	Ian STANFORD	115.1
30	17	John McPHEE	124.7				77	Taylor MACKENZIE	114.9
31	7	Deane BROWN	124.5				17	John McPHEE	114.7
32	28	Jon VINCENT	123.6				22	Matthew PAULO	114.7
33	21	Tom STANFORD	123.4				86	Luke HARVEY	114.5
34	41	Shaun WINFIELD	122.5				4	Philip WAKEFIELD	113.9
35	72	Connor BEHAN	121.8				9	Niall CAMPBELL	110.2
36	9	Niall CAMPBELL	120.3				21	Tom STANFORD	109.8

Weather / Track : Cloudy / Dry

www.tsl-timing.com

Snetterton
Circuit Length = 1.9520 miles
Start: 14:15 End: 14:35

Printed - 14.37 Sunday, 21 June 2009

MCRCB BULLETIN TK150

2009 Relentless British 125GP Championship & ACU Academy Cup

RACE 6 - BEST SECTORS

SECTOR 1			SECTOR 2			IDEAL / BEST COMPARISON						
POS	NO	NAME	TIME	NO	NAME	TIME	POS	NO	NAME	IDEAL	BEST	DIFF
1	50	HASTINGS	33.487	29	LODGE	39.990	1	29	LODGE	1:13.656	1:13.712	0.056
2	61	JORDAN	33.517	72	BEHAN	40.044	2	61	JORDAN	1:13.721	1:14.056	0.335
3	29	LODGE	33.666	61	JORDAN	40.204	3	50	HASTINGS	1:13.951	1:14.055	0.104
4	2	STEWART	33.764	13	GUIVER	40.360	4	6	GLOSSOP	1:14.296	1:14.458	0.162
5	6	GLOSSOP	33.850	8	CLARK	40.411	5	2	STEWART	1:14.317	1:14.400	0.083
6	52	BLACKLOCK	33.977	6	GLOSSOP	40.446	6	8	CLARK	1:14.406	1:14.629	0.223
7	8	CLARK	33.995	50	HASTINGS	40.464	7	72	BEHAN	1:14.500	1:14.826	0.326
8	66	HAYWARD	34.068	66	HAYWARD	40.543	8	13	GUIVER	1:14.543	1:14.750	0.207
9	10	SUTHERLAND	34.156	2	STEWART	40.553	9	66	HAYWARD	1:14.611	1:14.757	0.146
10	13	GUIVER	34.183	16	HORSMAN	40.893	10	52	BLACKLOCK	1:14.875	1:15.302	0.427
11	96	SAXELBY	34.210	52	BLACKLOCK	40.898	11	10	SUTHERLAND	1:15.112	1:15.319	0.207
12	87	COSTELLO	34.237	10	SUTHERLAND	40.956	12	16	HORSMAN	1:15.148	1:15.164	0.016
13	16	HORSMAN	34.255	7	BROWN	41.018	13	87	COSTELLO	1:15.339	1:15.409	0.070
14	72	BEHAN	34.456	14	MOSSEY	41.049	14	96	SAXELBY	1:15.349	1:15.471	0.122
15	27	GREEN	34.509	87	COSTELLO	41.102	15	27	GREEN	1:15.736	1:15.792	0.056
16	7	BROWN	34.737	12	RENDELL	41.113	16	7	BROWN	1:15.755	1:15.933	0.178
17	14	MOSSEY	34.742	77	MACKENZIE	41.138	17	14	MOSSEY	1:15.791	1:15.791	0.000
18	12	RENDELL	34.747	96	SAXELBY	41.139	18	12	RENDELL	1:15.860	1:16.069	0.209
19	46	WALKER	34.791	4	WAKEFIELD	41.192	19	77	MACKENZIE	1:15.938	1:15.938	0.000
20	77	MACKENZIE	34.800	27	GREEN	41.227	20	4	WAKEFIELD	1:16.100	1:16.231	0.131
21	19	HILL	34.887	11	WEEDEN	41.466	21	46	WALKER	1:16.390	1:16.536	0.146
22	4	WAKEFIELD	34.908	46	WALKER	41.599	22	11	WEEDEN	1:16.452	1:16.537	0.085
23	11	WEEDEN	34.986	19	HILL	41.797	23	19	HILL	1:16.684	1:16.778	0.094
24	26	McALEER	35.036	24	BARRETT	41.877	24	24	BARRETT	1:17.003	1:17.225	0.222
25	24	BARRETT	35.126	28	VINCENT	41.914	25	28	VINCENT	1:17.062	1:17.430	0.368
26	22	PAULO	35.133	22	PAULO	41.946	26	22	PAULO	1:17.079	1:17.454	0.375
27	28	VINCENT	35.148	91	STANFORD	42.028	27	26	McALEER	1:17.270	1:17.490	0.220
28	41	WINFIELD	35.315	41	WINFIELD	42.111	28	41	WINFIELD	1:17.426	1:17.741	0.315
29	69	HARLAND	35.385	86	HARVEY	42.209	29	91	STANFORD	1:17.566	1:17.809	0.243
30	32	LUPTON	35.434	26	McALEER	42.234	30	86	HARVEY	1:17.738	1:17.777	0.039
31	99	WYATT	35.524	69	HARLAND	42.689	31	69	HARLAND	1:18.074	1:18.345	0.271
32	86	HARVEY	35.529	99	WYATT	42.879	32	99	WYATT	1:18.403	1:18.403	0.000
33	91	STANFORD	35.538	17	McPHEE	42.912	33	32	LUPTON	1:18.685	1:18.858	0.173
34	17	McPHEE	35.967	21	STANFORD	43.166	34	17	McPHEE	1:18.879	1:19.085	0.206
35	9	CAMPBELL	37.125	32	LUPTON	43.251	35	21	STANFORD	1:20.346	1:20.346	0.000
36	21	STANFORD	37.180	9	CAMPBELL	44.133	36	9	CAMPBELL	1:21.258	1:21.496	0.238
										Perfect lap		1:13.477

