



BRITISH 125GP

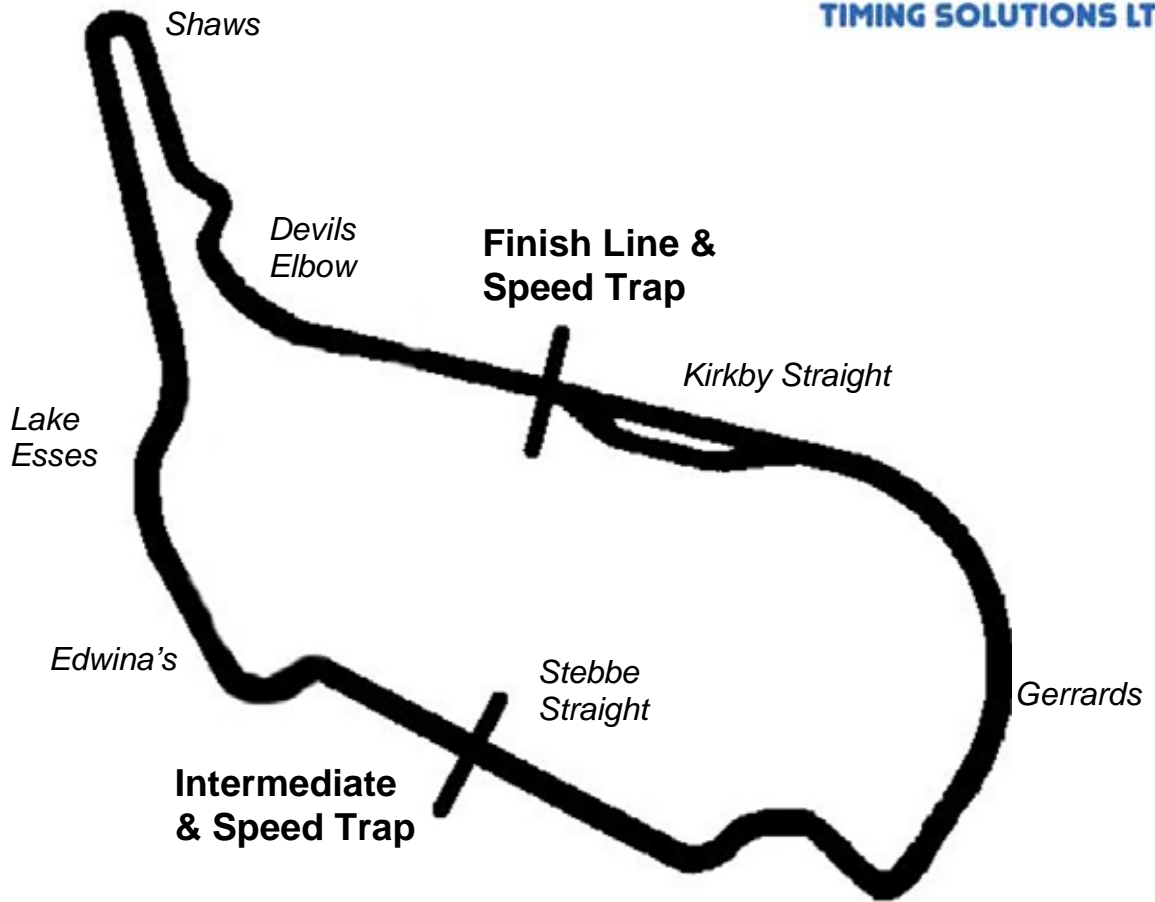
Round +
A U`cfmDUf_

· %&h - % h Ju`m2009



Results Provided by Timing Solutions Ltd
www.tsl-timing.com

MALLORY PARK



Circuit Length: 1.4100 miles / 2269.2 metres
 Intermediate: 906 metres

Lap Records		Best Sector Information			
		Sector 1	Trap (mph)	Sector 2	F/L Trap (mph)
Superbikes	55.845	22.364	127.3	32.906	146.2
Supersport	57.409	22.878	119.2	33.764	134.2
125GP	59.886	23.897	101.7	35.723	114.5

2009 Relentless British 125GP Championship & ACU Academy Cup

FREE PRACTICE 1 - CLASSIFICATION

POS	NO	CL	NAME	ENTRY	TIME	ON	LAPS	GAP	DIFF	MPH
1	29		James LODGE	Honda - KRP / Earnshaws Motorcycles	1:00.888	14	16			83.36
2	13		Rob GUIVER	Honda - SP125 / RG Racing	1:01.214	13	15	0.326	0.326	82.92
3	72		Connor BEHAN	Honda - SP125 / Express Forklifts	1:01.364	13	14	0.476	0.150	82.72
4	50	C	Tim HASTINGS	Honda - KRP / Bradley Smith Racing	1:01.602	12	14	0.714	0.238	82.40
5	66		Tom HAYWARD	Honda - KRP / Daniel Weston Racing	1:01.645	15	16	0.757	0.043	82.34
6	2		Robbie STEWART	Honda - Repli-Cast UK	1:01.782	17	18	0.894	0.137	82.16
7	87		Lee COSTELLO	Honda - Vent-Axia / www.sp125racing.com	1:01.916	12	15	1.028	0.134	81.98
8	4		Philip WAKEFIELD	Honda - PWR / Sandbach Scrap Metal	1:02.615	7	11	1.727	0.699	81.06
9	28		Jon VINCENT	Honda - Molly / GRF Heavy Transport	1:02.750	10	10	1.862	0.135	80.89
10	16		Shaun HORSMAN	Honda - Symitry I.T. North	1:02.975	10	14	2.087	0.225	80.60
11	8		Brian CLARK	Honda - Banks Racing/Express Racewear	1:03.122	16	16	2.234	0.147	80.41
12	10	C	Peter SUTHERLAND	Aprillia - Kinpac Racing	1:03.315	15	15	2.427	0.193	80.17
13	27		Catherine GREEN	Honda - www.cgracing27.co.uk	1:03.363	12	13	2.475	0.048	80.11
14	46	C	Ross WALKER	Honda - Ross Walker Racing	1:03.499	14	17	2.611	0.136	79.93
15	11	C	Tom WEEDEN	Honda - TABOO Motorsport Junior Team	1:03.517	14	18	2.629	0.018	79.91
16	61		Paul JORDAN	Honda - KRP / Bradley Smith Racing	1:03.622	13	15	2.734	0.105	79.78
17	52	C	Adam BLACKLOCK	Honda - Repli-Cast UK	1:03.712	11	12	2.824	0.090	79.67
18	22	C	Matthew PAULO	Honda - Paulo Racing	1:03.876	12	12	2.988	0.164	79.46
19	26	C	Nicole McALEER	Honda - Megabikes.ie	1:03.883	10	14	2.995	0.007	79.45
20	41	C	Shaun WINFIELD	Honda - TAG Triumph	1:03.947	13	13	3.059	0.064	79.37
21	6		Martin GLOSSOP	Seel Honda - KRP / Bradley Smith Racing	1:04.024	2	2	3.136	0.077	79.28
22	24		Ben BARRETT	Honda - SP125Racing / Lowerdale Autos	1:04.464	14	17	3.576	0.440	78.74
23	18		Danny SMITH	Honda - Gerald Brown Racing	1:04.586	11	13	3.698	0.122	78.59
24	53	C	Corey LEWIS	Honda - Corey Lewis Racing	1:04.991	11	13	4.103	0.405	78.10
25	19		Michael HILL	Honda - TABOO Motorsport	1:05.157	13	14	4.269	0.166	77.90
26	35	C	Elliot LODGE	Honda - Spike Racing	1:05.502	7	9	4.614	0.345	77.49
27	9	C	Niall CAMPBELL	Honda - Kinpac Racing	1:05.582	10	12	4.694	0.080	77.40
28	91		Ian STANFORD	Honda - Stanford Racing	1:05.602	10	15	4.714	0.020	77.37
29	17	C	John McPHEE	Honda - McPhee Racing	1:06.318	15	17	5.430	0.716	76.54
30	21		Tom STANFORD	Honda - Stanford Racing	1:06.554	12	13	5.666	0.236	76.26
31	99	C	Kasey WYATT	Honda - Repli-Cast UK	1:13.157	2	4	12.269	6.603	69.38

Weather / Track : Cloudy / Dry

Mallory Park - BSB
Circuit Length = 1.4100 miles
Start: 12:50 End: 13:11

2009 Relentless British 125GP Championship & ACU Academy Cup

FREE PRACTICE 1 - SECTOR ANALYSIS

2	Robbie STEWART				Repli-Cast UK						
1-	27.978	92.9	41.178	106.5	1:09.156	10-	25.476	96.0	37.490	107.5	1:02.966
2-	26.748	95.5	39.580	107.4	1:06.328	11-	24.980	96.3	38.524	107.0	1:03.504
3-	26.397	94.9	40.513	106.0	1:06.910	12-	26.342	92.3	39.075	106.7	1:05.417
4-	25.881	96.0	39.435	107.4	1:05.316	13-	24.992	96.6	38.082	109.3	1:03.074
5-	26.106	95.6	39.215	106.3	1:05.321	14-	25.841	94.1	38.973	108.4	1:04.814
6-	25.473	96.0	38.042	107.5	1:03.515	15-	25.960	95.2	38.105	108.1	1:04.065
7-	25.514	95.6	37.824	108.1	1:03.338	16-	24.954	96.3	37.130	107.5	1:02.084
8-	25.747	95.5	38.521	108.4	1:04.268	17-	24.833	96.0	36.949	107.9	1:01.782
9-	26.323	94.8	38.468	107.4	1:04.791	18-	24.923	96.3	36.997	108.8	1:01.920
4	Philip WAKEFIELD				PWR / Sandbach Scrap Metal						
1-					5:07.436	7-					1:02.615
2-					1:03.674	8-					1:02.643
3-					1:04.131	9-					1:02.773
4-					1:03.769	10-					1:03.459
5-					1:03.231	11-					1:03.698
6-					1:03.057						
6	Martin GLOSSOP				KRP / Bradley Smith Racing						
1-	28.574	93.5	39.322	110.4	1:07.896	2-	26.000	98.5	38.024	110.7	1:04.024
8	Brian CLARK				Banks Racing/Express Racewear						
1-	26.469	95.2	39.537	109.7	1:06.006	9-	2:28.510	83.2	40.411	107.5	3:08.921
2-	26.280	96.3	39.052	108.4	1:05.332	10-	26.160	94.8	38.121	108.2	1:04.281
3-	26.333	96.8	39.010	109.1	1:05.343	11-	25.450	96.0	38.035	108.4	1:03.485
4-	26.191	97.3	38.539	108.4	1:04.730	12-	26.433	94.9	38.147	108.6	1:04.580
5-	26.677	90.4	46.164	103.4	1:12.841	13-	25.324	96.4	38.203	109.7	1:03.527
6-	26.782	94.7	39.780	109.3	1:06.562	14-	25.278	96.8	39.397	109.3	1:04.675
7-	26.115	97.8	38.510	109.3	1:04.625	15-	25.564	96.1	38.166	109.1	1:03.730
8-	25.460	97.7	38.925	110.4	1:04.385	16-	25.019	97.5	38.103	109.3	1:03.122
9	Niall CAMPBELL				C Kinpac Racing						
1-	28.184	92.3	41.451	105.0	1:09.635	7-	26.960	92.6	40.483	103.6	1:07.443
2-	28.404	91.3	40.792	104.4	1:09.196	8-	26.319	93.6	39.834	104.4	1:06.153
3-	27.154	92.6	41.688	104.5	1:08.842	9-	26.252	93.9	39.552	104.5	1:05.804
4-	5:59.898	88.1	42.263	104.4	6:42.161	10-	26.198	93.5	39.384	104.2	1:05.582
5-	26.865	93.6	40.035	104.7	1:06.900	11-	26.572	92.1	39.900	104.2	1:06.472
6-	27.600	91.7	39.921	103.7	1:07.521	12-	26.299	94.1	40.223	104.4	1:06.522
10	Peter SUTHERLAND				C Kinpac Racing						
1-	26.603	96.8	40.227	109.1	1:06.830	9-	25.632	96.4	38.832	107.9	1:04.464
2-	26.661	96.6	39.371	108.8	1:06.032	10-	26.096	97.0	38.460	109.1	1:04.556
3-	27.678	97.5	39.270	109.1	1:06.948	11-	25.590	97.5	38.374	109.8	1:03.964
4-	26.573	97.3	39.182	109.8	1:05.755	12-	25.710	96.3	38.982	109.3	1:04.692
5-	25.913	96.6	39.034	110.0	1:04.947	13-	26.275	97.1	38.874	110.0	1:05.149
6-	25.696	97.5	39.100	109.5	1:04.796	14-	25.363	98.0	38.193	109.5	1:03.556
7-	25.724	96.7	39.299	109.7	1:05.023	15-	25.261	94.7	38.054	108.2	1:03.315
8-	25.729	95.7	38.539	108.8	1:04.268						
11	Tom WEEDEN				C TABOO Motorsport Junior Team						
1-	27.784	93.6	40.933	108.1	1:08.717	10-	26.239	95.7	38.414	107.2	1:04.653
2-	27.064	95.2	39.657	108.2	1:06.721	11-	26.157	95.9	38.809	105.7	1:04.966
3-	25.984	95.3	38.678	108.9	1:04.662	12-	25.981	96.1	38.759	108.8	1:04.740
4-	26.044	94.4	39.160	108.8	1:05.204	13-	25.669	96.4	38.507	108.4	1:04.176
5-	26.233	95.5	39.084	108.8	1:05.317	14-	25.691	95.9	37.826	109.1	1:03.517
6-	26.258	95.7	39.493	108.4	1:05.751	15-	25.888	96.0	38.337	109.5	1:04.225
7-	26.680	96.3	39.284	109.1	1:05.964	16-	25.307	96.6	38.299	109.1	1:03.606
8-	25.977	96.6	39.011	107.9	1:04.988	17-	25.417	95.9	38.631	107.5	1:04.048
9-	26.041	96.6	38.682	107.9	1:04.723	18-	25.836	96.4	38.626	108.8	1:04.462
13	Rob GUIVER				SP125 / RG Racing						
1-	26.960	96.8	38.248	110.0	1:05.208	9-	3:29.508	96.6	37.755	108.9	4:07.263

Mallory Park - BSB
Circuit Length = 1.4100 miles
Start: 12:50 End: 13:11

Weather / Track : Cloudy / Dry

2009 Relentless British 125GP Championship & ACU Academy Cup

FREE PRACTICE 1 - SECTOR ANALYSIS

2-	27.656	95.2	38.678	108.9	1:06.334	10-	25.434	96.4	37.658	108.8	1:03.092
3-	26.098	96.4	38.629	109.1	1:04.727	11-	24.883	97.7	38.424	109.1	1:03.307
4-	26.339	93.6	37.565	109.5	1:03.904	12-	24.723	98.7	37.211	108.9	1:01.934
5-	24.934	97.8	36.651	110.4	1:01.585	13-	24.728	98.7	36.486	109.8	1:01.214
6-	25.087	97.8	36.836	109.8	1:01.923	14-	24.473	98.5	37.335	109.5	1:01.808
7-	25.132	97.0	36.801	110.7	1:01.933	15-	24.806	98.4	37.283	110.2	1:02.089
8-	25.610	98.4	37.182	112.2	1:02.792						
16	Shaun HORSMAN					Symitry I.T. North					
1-	27.044	95.6	41.514	107.5	1:08.558	8-	4:41.671	92.2	39.549	107.9	5:21.220
2-	26.567	95.1	40.401	108.6	1:06.968	9-	25.838	94.5	38.647	107.7	1:04.485
3-	26.222	94.5	39.468	108.8	1:05.690	10-	25.093	95.3	37.882	108.1	1:02.975
4-	26.077	95.7	39.085	108.4	1:05.162	11-	25.037	98.0	39.301	109.1	1:04.338
5-	26.653	93.3	38.944	108.4	1:05.597	12-	25.072	97.5	38.247	108.2	1:03.319
6-	25.399	96.6	38.034	108.6	1:03.433	13-	25.024	96.7	38.149	108.6	1:03.173
7-	25.740	95.7	38.587	106.2	1:04.327	14-	26.430	94.8	39.087	107.2	1:05.517
17	John McPHEE					C McPhee Racing					
1-	28.771	86.8	44.106	105.7	1:12.877	10-	28.697	90.9	42.187	101.5	1:10.884
2-	28.829	91.2	43.648	104.7	1:12.477	11-	27.486	94.4	40.532	106.0	1:08.018
3-	27.364	93.6	41.401	106.3	1:08.765	12-	27.338	92.4	45.654	106.0	1:12.992
4-	27.339	93.9	41.605	107.2	1:08.944	13-	26.831	93.2	40.226	106.2	1:07.057
5-	27.319	94.0	41.966	106.0	1:09.285	14-	26.859	94.7	42.597	107.5	1:09.456
6-	27.082	94.8	40.428	105.8	1:07.510	15-	26.374	94.9	39.944	106.2	1:06.318
7-	27.359	91.8	42.214	105.5	1:09.573	16-	27.553	90.6	41.915	106.3	1:09.468
8-	27.580	94.1	40.703	106.0	1:08.283	17-	26.715	94.7	39.959	106.7	1:06.674
9-	27.421	94.4	42.041	106.5	1:09.462						
18	Danny SMITH					Gerald Brown Racing					
1-	27.439	90.3	39.797	101.5	1:07.236	8-	2:28.748	84.2	40.671	101.5	3:09.419
2-	26.951	91.6	40.433	102.3	1:07.384	9-	26.201	91.2	38.972	101.2	1:05.173
3-	26.369	91.6	39.214	102.3	1:05.583	10-	26.087	91.9	38.585	101.8	1:04.672
4-	25.988	91.3	39.199	102.3	1:05.187	11-	25.741	92.1	38.845	101.5	1:04.586
5-	26.437	92.2	40.056	102.3	1:06.493	12-	2:09.610	87.2	39.693	101.5	2:49.303
6-	26.616	90.7	39.170	102.6	1:05.786	13-	25.968	91.4	40.650	97.5	1:06.618
7-	26.156	92.2	39.385	102.3	1:05.541						
19	Michael HILL					TABOO Motorsport					
1-	29.969	81.3	42.419	90.7	1:12.388	8-	26.909	92.3	41.003	100.0	1:07.912
2-	29.031	81.0	44.141	90.2	1:13.172	9-	26.991	92.1	41.707	92.8	1:08.698
3-	29.410	82.0	42.141	94.0	1:11.551	10-	27.080	92.3	38.791	104.9	1:05.871
4-	28.215	84.3	41.678	89.4	1:09.893	11-	26.354	90.3	42.743	100.8	1:09.097
5-	29.672	83.4	48.756	100.6	1:18.428	12-	27.021	85.5	43.847	105.8	1:10.868
6-	2:02.599	81.4	44.201	104.4	2:46.800	13-	26.049	93.6	39.108	104.9	1:05.157
7-	27.899	91.1	39.627	101.4	1:07.526	14-	26.243	93.9	39.218	95.9	1:05.461
21	Tom STANFORD					Stanford Racing					
1-	27.962	87.7	41.766	100.8	1:09.728	8-	27.173	89.0	40.417	101.4	1:07.590
2-	28.006	88.9	41.211	102.8	1:09.217	9-	26.935	89.8	40.772	100.8	1:07.707
3-	26.787	90.0	40.667	102.6	1:07.454	10-	27.117	88.4	40.651	100.5	1:07.768
4-	27.176	89.4	40.719	103.2	1:07.895	11-	27.102	88.8	40.219	101.4	1:07.321
5-	27.145	90.2	40.405	102.5	1:07.550	12-	26.729	90.1	39.825	101.4	1:06.554
6-	27.088	89.6	40.529	101.7	1:07.617	13-	27.097	89.1	40.300	100.5	1:07.397
7-	27.309	88.5	40.140	102.1	1:07.449						
22	Matthew PAULO					C Paulo Racing					
1-	28.191	91.4	41.177	105.3	1:09.368	7-	26.560	89.7	38.916	103.7	1:05.476
2-	27.128	90.7	43.403	91.2	1:10.531	8-	26.017	92.2	38.653	103.9	1:04.670
3-	2:18.135	88.8	39.164	102.9	2:57.299	9-	25.958	91.1	38.612	103.7	1:04.570
4-	26.708	89.2	39.396	102.6	1:06.104	10-	25.955	91.4	38.419	104.9	1:04.374
5-	2:16.129	89.7	39.816	103.6	2:55.945	11-	25.465	92.2	38.473	105.2	1:03.938
6-	26.532	90.1	39.851	103.7	1:06.383	12-	25.384	94.4	38.492	104.2	1:03.876

Mallory Park - BSB
Circuit Length = 1.4100 miles
Start: 12:50 End: 13:11

Weather / Track : Cloudy / Dry

2009 Relentless British 125GP Championship & ACU Academy Cup

FREE PRACTICE 1 - SECTOR ANALYSIS

24	Ben BARRETT					SP125Racing / Lowerdale Autos					
1-	28.847	92.1	42.251	104.5	1:11.098	10-	25.971	94.4	39.422	104.7	1:05.393
2-	28.056	92.7	40.971	105.8	1:09.027	11-	26.059	94.0	38.703	104.5	1:04.762
3-	27.133	93.5	41.504	103.9	1:08.637	12-	26.056	94.5	39.322	104.4	1:05.378
4-	27.142	94.1	40.557	104.5	1:07.699	13-	26.942	89.1	40.081	105.2	1:07.023
5-	26.450	93.5	39.757	103.7	1:06.207	14-	25.659	93.3	38.805	105.2	1:04.464
6-	26.155	94.5	39.307	104.9	1:05.462	15-	26.118	92.9	38.842	105.5	1:04.960
7-	26.135	93.6	39.449	104.5	1:05.584	16-	25.771	94.0	38.730	104.9	1:04.501
8-	26.113	94.3	39.333	105.7	1:05.446	17-	26.048	93.2	38.846	105.5	1:04.894
9-	26.239	93.9	39.237	104.5	1:05.476						
26	Nicole McALEER					C Megabikes.ie					
1-	27.878	93.2	41.146	107.7	1:09.024	8-	26.157	94.3	38.630	108.2	1:04.787
2-	27.313	94.8	39.661	106.9	1:06.974	9-	25.894	96.0	38.722	108.2	1:04.616
3-	26.912	93.7	40.131	108.4	1:07.043	10-	25.702	96.8	38.181	108.6	1:03.883
4-	26.498	96.0	39.016	107.5	1:05.514	11-	25.768	96.0	38.430	108.8	1:04.198
5-	26.525	94.4	38.963	108.2	1:05.488	12-	25.718	96.7	38.257	109.1	1:03.975
6-	26.270	96.0	38.523	107.2	1:04.793	13-	26.454	95.6	38.046	108.6	1:04.500
7-	2:44.849	94.8	39.860	108.4	3:24.709	14-	25.754	97.0	38.303	108.8	1:04.057
27	Catherine GREEN					www.cgracing27.co.uk					
1-	28.196	93.2	41.228	106.9	1:09.424	8-	25.503	96.7	38.212	108.6	1:03.715
2-	27.361	90.4	40.514	104.5	1:07.875	9-	2:54.432	94.8	39.698	108.9	3:34.130
3-	2:58.392	95.6	39.310	107.2	3:37.702	10-	25.888	96.1	39.009	105.5	1:04.897
4-	26.646	93.9	39.060	107.7	1:05.706	11-	26.116	95.2	38.532	108.9	1:04.648
5-	26.024	96.6	39.248	107.0	1:05.272	12-	25.361	97.0	38.002	108.9	1:03.363
6-	26.014	96.7	38.693	108.1	1:04.707	13-	25.299	98.4	38.509	108.8	1:03.808
7-	26.295	96.8	38.249	108.8	1:04.544						
28	Jon VINCENT					Molly / GRF Heavy Transport					
1-	27.828	92.1	42.006	105.5	1:09.834	6-	25.708	94.5	38.219	108.1	1:03.927
2-	26.483	94.4	39.885	107.4	1:06.368	7-	26.206	95.5	38.583	107.2	1:04.789
3-	25.903	95.2	38.892	106.3	1:04.795	8-	25.184	96.8	38.361	107.0	1:03.545
4-	25.951	95.3	38.947	106.0	1:04.898	9-	25.491	95.5	38.117	107.0	1:03.608
5-	25.737	94.9	37.685	107.7	1:03.422	10-	25.136	95.3	37.614	106.7	1:02.750
29	James LODGE					KRP / Earnshaws Motorcycles					
1-	26.150	95.5	40.159	108.9	1:06.309	9-	25.119	97.5	37.294	108.9	1:02.413
2-	26.394	94.9	38.440	108.8	1:04.834	10-	25.917	95.2	37.182	109.1	1:03.099
3-	25.422	95.2	37.730	108.8	1:03.152	11-	24.867	96.0	37.956	108.6	1:02.823
4-	25.349	95.2	37.851	109.1	1:03.200	12-	24.683	95.7	36.723	109.7	1:01.406
5-	25.544	96.3	37.485	109.3	1:03.029	13-	24.621	97.8	36.910	110.0	1:01.531
6-	24.961	96.7	37.357	109.7	1:02.318	14-	24.377	96.8	36.511	110.0	1:00.888
7-	25.226	96.0	37.172	109.5	1:02.398	15-	25.798	94.7	40.797	108.8	1:06.595
8-	24.949	95.1	37.356	108.8	1:02.305	16-	24.541	97.1	36.620	109.1	1:01.161
35	Elliot LODGE					C Spike Racing					
1-					5:34.859	6-	26.394	95.5	39.488	107.9	1:05.882
2-	2:09.058	88.5	44.638	105.3	2:53.696	7-	26.063	94.8	39.439	107.7	1:05.502
3-	26.636	94.7	40.554	105.3	1:07.190	8-	26.113	95.1	39.934	107.2	1:06.047
4-	26.766	94.4	39.563	107.2	1:06.329	9-	26.601	95.3	39.004	107.9	1:05.605
5-	26.234	94.1	39.790	107.4	1:06.024						
41	Shaun WINFIELD					C TAG Triumph					
1-	28.471	92.4	40.706	106.3	1:09.177	8-	25.706	94.8	38.517	105.7	1:04.223
2-	26.178	94.7	39.323	104.7	1:05.501	9-	25.677	93.9	38.592	105.0	1:04.269
3-	25.956	94.9	39.751	105.5	1:05.707	10-	5:35.585	91.9	39.768	105.8	6:15.353
4-	25.838	94.5	39.166	106.2	1:05.004	11-	25.632	93.7	38.684	104.4	1:04.316
5-	25.969	95.6	39.177	107.7	1:05.146	12-	25.573	93.5	38.463	105.0	1:04.036
6-	25.961	94.4	38.656	105.3	1:04.617	13-	25.619	94.3	38.328	104.4	1:03.947
7-	25.642	94.4	39.089	105.8	1:04.731						

Mallory Park - BSB
Circuit Length = 1.4100 miles
Start: 12:50 End: 13:11

Weather / Track : Cloudy / Dry

2009 Relentless British 125GP Championship & ACU Academy Cup

FREE PRACTICE 1 - SECTOR ANALYSIS

46	Ross WALKER		C		Ross Walker Racing						
1-	27.756	91.2	42.019	102.8	1:09.775	10-	26.156	94.1	39.080	105.0	1:05.236
2-	26.793	91.6	40.072	103.4	1:06.865	11-	26.098	93.9	39.015	102.3	1:05.113
3-	26.267	92.3	39.742	104.9	1:06.009	12-	26.156	92.3	39.863	104.9	1:06.019
4-	25.859	92.9	39.301	103.1	1:05.160	13-	25.938	94.9	38.822	103.9	1:04.760
5-	25.997	93.7	39.031	103.7	1:05.028	14-	25.246	93.5	38.253	104.0	1:03.499
6-	25.886	92.9	38.741	104.0	1:04.627	15-	25.386	93.1	39.406	104.2	1:04.792
7-	25.566	93.6	38.628	104.9	1:04.194	16-	25.389	93.3	39.822	93.5	1:05.211
8-	26.538	89.5	39.329	105.2	1:05.867	17-	27.271	72.9	40.780	104.7	1:08.051
9-	25.863	92.4	39.228	104.7	1:05.091						
50	Tim HASTINGS		C		KRP / Bradley Smith Racing						
1-	26.361	98.4	38.892	110.2	1:05.253	8-	25.338	97.3	37.332	109.8	1:02.670
2-	26.913	95.6	38.733	110.4	1:05.646	9-	24.966	98.1	37.045	110.2	1:02.011
3-	25.485	98.1	38.977	110.7	1:04.462	10-	25.005	97.1	37.780	109.8	1:02.785
4-	25.226	98.3	37.583	110.9	1:02.809	11-	31.558	54.5	38.916	109.8	1:10.474
5-	4:26.565	95.7	38.602	109.3	5:05.167	12-	24.561	98.8	37.041	110.0	1:01.602
6-	25.222	98.3	37.884	110.0	1:03.106	13-	24.551	98.4	37.086	110.4	1:01.637
7-	25.321	97.7	37.715	110.2	1:03.036	14-	24.735	98.8	38.926	108.9	1:03.661
52	Adam BLACKLOCK		C		Repli-Cast UK						
1-	28.645	91.9	42.685	103.1	1:11.330	7-	25.778	96.4	38.208	109.1	1:03.986
2-	2:36.417	94.4	39.548	107.7	3:15.965	8-	2:21.915	94.0	38.864	110.7	3:00.779
3-	26.531	94.9	38.887	107.7	1:05.418	9-	25.737	96.4	39.464	109.7	1:05.201
4-	26.171	94.8	39.068	107.7	1:05.239	10-	25.771	90.6	38.266	110.4	1:04.037
5-	25.534	96.6	38.296	107.5	1:03.830	11-	25.858	96.7	37.854	109.8	1:03.712
6-	25.744	96.8	38.028	108.6	1:03.772	12-	1:52.602	94.7	38.048	108.9	2:30.650
53	Corey LEWIS		C		Corey Lewis Racing						
1-	28.464	90.4	41.302	100.5	1:09.766	8-	26.091	93.1	39.256	102.6	1:05.347
2-	26.884	91.4	40.889	103.1	1:07.773	9-	26.180	91.7	38.951	101.4	1:05.131
3-	27.015	91.2	40.506	101.7	1:07.521	10-	2:45.310	90.6	39.742	101.4	3:25.052
4-	26.875	90.8	40.107	102.0	1:06.982	11-	26.086	91.7	38.905	102.0	1:04.991
5-	26.388	91.3	39.640	101.5	1:06.028	12-	26.140	90.8	38.931	102.5	1:05.071
6-	26.257	91.8	39.190	102.3	1:05.447	13-	26.224	91.6	39.042	101.8	1:05.266
7-	26.296	91.1	39.271	102.3	1:05.567						
61	Paul JORDAN		C		KRP / Bradley Smith Racing						
1-	27.851	96.7	40.994	108.4	1:08.845	9-	30.558	69.4	44.929	107.7	1:15.487
2-	26.807	90.8	40.693	108.1	1:07.500	10-	25.529	97.7	39.149	109.1	1:04.678
3-	2:53.632	89.1	40.803	108.4	3:34.435	11-	25.197	97.5	38.599	108.9	1:03.796
4-	25.847	97.5	38.845	108.9	1:04.692	12-	25.234	98.1	38.456	109.1	1:03.690
5-	25.694	97.5	39.559	107.5	1:05.253	13-	25.070	97.8	38.552	109.3	1:03.622
6-	26.210	95.1	39.007	108.8	1:05.217	14-	27.943	70.4	44.925	108.1	1:12.868
7-	26.197	95.3	40.077	108.2	1:06.274	15-	25.388	97.4	38.739	107.5	1:04.127
8-	25.787	97.1	43.650	87.4	1:09.437						
66	Tom HAYWARD		C		KRP / Daniel Weston Racing						
1-	26.950	96.1	39.564	109.8	1:06.514	9-	24.987	97.5	40.029	105.0	1:05.016
2-	26.095	97.7	38.548	108.6	1:04.643	10-	2:18.341	95.1	39.250	109.3	2:57.591
3-	25.651	97.5	38.389	110.7	1:04.040	11-	25.479	96.8	37.486	109.3	1:02.965
4-	25.380	98.1	37.805	110.2	1:03.185	12-	24.986	98.0	36.872	111.3	1:01.858
5-	25.246	97.5	37.494	110.7	1:02.740	13-	25.407	97.1	37.125	110.4	1:02.532
6-	25.278	97.7	37.881	108.9	1:03.159	14-	24.801	98.5	37.248	110.0	1:02.049
7-	25.189	97.5	37.819	108.9	1:03.008	15-	24.820	97.5	36.825	111.1	1:01.645
8-	25.162	97.0	37.296	109.7	1:02.458	16-	24.792	97.5	37.991	110.2	1:02.783
72	Connor BEHAN		C		SP125 / Express Forklifts						
1-	26.816	93.5	39.548	105.8	1:06.364	8-	25.226	95.5	37.395	106.5	1:02.621
2-	26.619	93.3	38.285	108.2	1:04.904	9-	24.639	95.6	38.392	108.1	1:03.031
3-	25.538	95.1	39.122	108.2	1:04.660	10-	26.011	91.7	37.468	107.7	1:03.479
4-	25.356	95.6	37.771	106.2	1:03.127	11-	25.046	95.9	37.975	108.6	1:03.021
5-	26.080	94.0	37.668	106.7	1:03.748	12-	24.904	95.1	36.838	107.7	1:01.742

Mallory Park - BSB
Circuit Length = 1.4100 miles
Start: 12:50 End: 13:11

Weather / Track : Cloudy / Dry

2009 Relentless British 125GP Championship & ACU Academy Cup

FREE PRACTICE 1 - SECTOR ANALYSIS

6-	25.286	93.5	42.875	101.8	1:08.161	13-	24.635	94.8	36.729	108.8	1:01.364
7-	4:50.867	93.2	38.447	106.5	5:29.314	14-	24.875	96.6	37.127	107.0	1:02.002
87	Lee COSTELLO					Vent-Axia / www.sp125racing.com					
1-	26.833	94.5	40.088	107.5	1:06.921	9-	24.942	95.9	37.025	107.9	1:01.967
2-	26.423	95.2	38.990	108.1	1:05.413	10-	3:11.598	93.5	37.745	107.2	3:49.343
3-	26.151	95.7	38.200	108.1	1:04.351	11-	25.071	95.6	37.235	107.4	1:02.306
4-	25.642	94.8	38.435	107.2	1:04.077	12-	24.858	94.1	37.058	107.7	1:01.916
5-	25.824	95.1	37.736	105.7	1:03.560	13-	25.653	95.7	36.966	107.7	1:02.619
6-	25.345	95.7	37.068	108.1	1:02.413	14-	25.198	95.2	36.946	107.7	1:02.144
7-	25.356	94.8	37.236	107.5	1:02.592	15-	24.707	95.9	41.303	106.9	1:06.010
8-	25.177	95.3	37.157	107.9	1:02.334						
91	Ian STANFORD					Stanford Racing					
1-	27.915	92.7	40.299	105.0	1:08.214	9-	26.918	92.7	38.894	105.2	1:05.812
2-	27.441	91.6	39.933	106.3	1:07.374	10-	26.556	92.6	39.046	104.7	1:05.602
3-	27.237	92.7	39.440	106.7	1:06.677	11-	26.998	91.8	38.917	104.0	1:05.915
4-	26.933	92.6	38.837	106.2	1:05.770	12-	26.809	92.4	39.205	104.4	1:06.014
5-	27.012	92.9	39.368	105.0	1:06.380	13-	26.835	92.4	39.491	103.9	1:06.326
6-	27.029	92.7	40.070	105.0	1:07.099	14-	26.745	92.4	39.156	105.0	1:05.901
7-	27.097	92.2	39.372	105.5	1:06.469	15-	26.620	92.8	40.387	104.5	1:07.007
8-	27.128	91.8	39.043	103.9	1:06.171						
99	Kasey WYATT					C Repli-Cast UK					
1-	2:34.863	84.3	46.962	96.7	3:21.825	3-	30.231	55.9	44.549	102.1	1:14.780
2-	28.964	89.2	44.193	102.8	1:13.157	4-	30.220	57.1	45.511	102.1	1:15.731

2009 Relentless British 125GP Championship & ACU Academy Cup

FREE PRACTICE 1 - SPEED TRAPS

SECTOR 1				SECTOR 2			FINISH LINE			
POS	NO	NAME	MPH	NO	NAME	MPH	NO	NAME	MPH	
1	50	Tim HASTINGS	98.8				13	Rob GUIVER	112.2	
2	13	Rob GUIVER	98.7				66	Tom HAYWARD	111.3	
3	6	Martin GLOSSOP	98.5				50	Tim HASTINGS	110.9	
4	8	Brian CLARK	98.5				6	Martin GLOSSOP	110.7	
5	66	Tom HAYWARD	98.5				52	Adam BLACKLOCK	110.7	
6	27	Catherine GREEN	98.4				8	Brian CLARK	110.4	
7	61	Paul JORDAN	98.1				10	Peter SUTHERLAND	110.0	
8	10	Peter SUTHERLAND	98.0				29	James LODGE	110.0	
9	16	Shaun HORSMAN	98.0				11	Tom WEEDEN	109.5	
10	29	James LODGE	97.8				2	Robbie STEWART	109.3	
11	52	Adam BLACKLOCK	97.5				61	Paul JORDAN	109.3	
12	26	Nicole McALEER	97.0				16	Shaun HORSMAN	109.1	
13	28	Jon VINCENT	96.8				26	Nicole McALEER	109.1	
14	2	Robbie STEWART	96.6				27	Catherine GREEN	108.9	
15	11	Tom WEEDEN	96.6				72	Connor BEHAN	108.8	
16	72	Connor BEHAN	96.6				28	Jon VINCENT	108.1	
17	87	Lee COSTELLO	95.9				87	Lee COSTELLO	108.1	
18	41	Shaun WINFIELD	95.6				35	Elliot LODGE	107.9	
19	35	Elliot LODGE	95.5				41	Shaun WINFIELD	107.7	
20	17	John McPHEE	94.9				17	John McPHEE	107.5	
21	46	Ross WALKER	94.9				91	Ian STANFORD	106.7	
22	24	Ben BARRETT	94.5				19	Michael HILL	105.8	
23	22	Matthew PAULO	94.4				24	Ben BARRETT	105.8	
24	9	Niall CAMPBELL	94.1				22	Matthew PAULO	105.3	
25	19	Michael HILL	93.9				46	Ross WALKER	105.2	
26	53	Corey LEWIS	93.1				9	Niall CAMPBELL	105.0	
27	91	Ian STANFORD	92.9				21	Tom STANFORD	103.2	
28	18	Danny SMITH	92.2				53	Corey LEWIS	103.1	
29	21	Tom STANFORD	90.2				99	Kasey WYATT	102.8	
30	99	Kasey WYATT	89.2				18	Danny SMITH	102.6	
31										

2009 Relentless British 125GP Championship & ACU Academy Cup

FREE PRACTICE 1 - BEST SECTOR TIMES

SECTOR 1			SECTOR 2			IDEAL / BEST COMPARISON							
POS	NO	NAME	TIME	NO	NAME	TIME	POS	NO	NAME	IDEAL	BEST	DIFF	
1	29	LODGE	24.377	13	GUIVER	36.486	1	29	LODGE	1:00.888	1:00.888	0.000	
2	13	GUIVER	24.473	29	LODGE	36.511	2	13	GUIVER	1:00.959	1:01.214	0.255	
3	50	HASTINGS	24.551	72	BEHAN	36.729	3	72	BEHAN	1:01.364	1:01.364	0.000	
4	72	BEHAN	24.635	66	HAYWARD	36.825	4	50	HASTINGS	1:01.592	1:01.602	0.010	
5	87	COSTELLO	24.707	87	COSTELLO	36.946	5	66	HAYWARD	1:01.617	1:01.645	0.028	
6	66	HAYWARD	24.792	2	STEWART	36.949	6	87	COSTELLO	1:01.653	1:01.916	0.263	
7	2	STEWART	24.833	50	HASTINGS	37.041	7	2	STEWART	1:01.782	1:01.782	0.000	
8	8	CLARK	25.019	28	VINCENT	37.614	8	28	VINCENT	1:02.750	1:02.750	0.000	
9	16	HORSMAN	25.024	11	WEEDEN	37.826	9	16	HORSMAN	1:02.906	1:02.975	0.069	
10	61	JORDAN	25.070	52	BLACKLOCK	37.854	10	8	CLARK	1:03.054	1:03.122	0.068	
11	28	VINCENT	25.136	16	HORSMAN	37.882	11	52	BLACKLOCK	1:03.087	1:03.712	0.625	
12	52	BLACKLOCK	25.233	27	GREEN	38.002	12	11	WEEDEN	1:03.133	1:03.517	0.384	
13	46	WALKER	25.246	6	GLOSSOP	38.024	13	27	GREEN	1:03.301	1:03.363	0.062	
14	10	SUTHERLAND	25.261	8	CLARK	38.035	14	10	SUTHERLAND	1:03.315	1:03.315	0.000	
15	27	GREEN	25.299	26	McALEER	38.046	15	6	GLOSSOP	1:03.474	1:04.024	0.550	
16	11	WEEDEN	25.307	10	SUTHERLAND	38.054	16	46	WALKER	1:03.499	1:03.499	0.000	
17	22	PAULO	25.384	46	WALKER	38.253	17	61	JORDAN	1:03.526	1:03.622	0.096	
18	6	GLOSSOP	25.450	41	WINFIELD	38.328	18	26	McALEER	1:03.748	1:03.883	0.135	
19	41	WINFIELD	25.573	22	PAULO	38.419	19	22	PAULO	1:03.803	1:03.876	0.073	
20	24	BARRETT	25.659	61	JORDAN	38.456	20	41	WINFIELD	1:03.901	1:03.947	0.046	
21	26	McALEER	25.702	18	SMITH	38.585	21	18	SMITH	1:04.326	1:04.586	0.260	
22	18	SMITH	25.741	24	BARRETT	38.703	22	24	BARRETT	1:04.362	1:04.464	0.102	
23	53	LEWIS	26.029	19	HILL	38.791	23	19	HILL	1:04.840	1:05.157	0.317	
24	19	HILL	26.049	91	STANFORD	38.837	24	53	LEWIS	1:04.934	1:04.991	0.057	
25	35	LODGE	26.063	53	LEWIS	38.905	25	35	LODGE	1:05.067	1:05.502	0.435	
26	9	CAMPBELL	26.198	35	LODGE	39.004	26	91	STANFORD	1:05.393	1:05.602	0.209	
27	17	McPHEE	26.374	9	CAMPBELL	39.384	27	9	CAMPBELL	1:05.582	1:05.582	0.000	
28	91	STANFORD	26.556	21	STANFORD	39.825	28	17	McPHEE	1:06.318	1:06.318	0.000	
29	21	STANFORD	26.729	17	McPHEE	39.944	29	21	STANFORD	1:06.554	1:06.554	0.000	
30	99	WYATT	28.964	99	WYATT	44.193	30	99	WYATT	1:13.157	1:13.157	0.000	
31	4	WAKEFIELD		4	WAKEFIELD		31	4	WAKEFIELD		1:02.615	0.000	
										Perfect lap		1:00.863	

2009 Relentless British 125GP Championship & ACU Academy Cup

FREE PRACTICE 2 - CLASSIFICATION

POS	NO	CL	NAME	ENTRY	TIME	ON	LAPS	GAP	DIFF	MPH
1	13		Rob GUIVER	Honda - SP125 / RG Racing	59.932	7	11			84.69
2	29		James LODGE	Honda - KRP / Earnshaws Motorcycles	1:00.627	7	11	0.695	0.695	83.72
3	72		Connor BEHAN	Honda - SP125 / Express Forklifts	1:00.704	8	11	0.772	0.077	83.61
4	6		Martin GLOSSOP	Seel Honda - KRP / Bradley Smith Racing	1:00.794	8	9	0.862	0.090	83.49
5	2		Robbie STEWART	Honda - Repli-Cast UK	1:01.397	8	8	1.465	0.603	82.67
6	50	C	Tim HASTINGS	Honda - KRP / Bradley Smith Racing	1:01.424	8	10	1.492	0.027	82.63
7	66		Tom HAYWARD	Honda - KRP / Daniel Weston Racing	1:01.735	7	9	1.803	0.311	82.22
8	87		Lee COSTELLO	Honda - Vent-Axia / www.sp125racing.com	1:01.862	4	8	1.930	0.127	82.05
9	52	C	Adam BLACKLOCK	Honda - Repli-Cast UK	1:02.045	6	6	2.113	0.183	81.81
10	16		Shaun HORSMAN	Honda - Symitry I.T. North	1:02.126	10	10	2.194	0.081	81.70
11	8		Brian CLARK	Honda - Banks Racing/Express Racewear	1:02.165	9	10	2.233	0.039	81.65
12	61		Paul JORDAN	Honda - KRP / Bradley Smith Racing	1:02.375	7	10	2.443	0.210	81.37
13	4		Philip WAKEFIELD	Honda - PWR / Sandbach Scrap Metal	1:02.557	7	9	2.625	0.182	81.14
14	19		Michael HILL	Honda - TABOO Motorsport	1:02.885	6	11	2.953	0.328	80.71
15	41	C	Shaun WINFIELD	Honda - TAG Triumph	1:03.126	8	9	3.194	0.241	80.41
16	53	C	Corey LEWIS	Honda - Corey Lewis Racing	1:03.377	10	11	3.445	0.251	80.09
17	27		Catherine GREEN	Honda - www.cgracing27.co.uk	1:03.478	8	9	3.546	0.101	79.96
18	10	C	Peter SUTHERLAND	Aprillia - Kinpac Racing	1:03.559	9	10	3.627	0.081	79.86
19	18		Danny SMITH	Honda - Gerald Brown Racing	1:03.724	7	8	3.792	0.165	79.65
20	24		Ben BARRETT	Honda - SP125Racing / Lowerdale Autos	1:03.728	8	11	3.796	0.004	79.65
21	22	C	Matthew PAULO	Honda - Paulo Racing	1:03.974	7	11	4.042	0.246	79.34
22	11	C	Tom WEEDEN	Honda - TABOO Motorsport Junior Team	1:04.006	6	9	4.074	0.032	79.30
23	28		Jon VINCENT	Honda - Molly / GRF Heavy Transport	1:04.032	4	5	4.100	0.026	79.27
24	46	C	Ross WALKER	Honda - Ross Walker Racing	1:04.247	7	9	4.315	0.215	79.00
25	26	C	Nicole McALEER	Honda - Megabikes.ie	1:04.254	8	9	4.322	0.007	78.99
26	9	C	Niall CAMPBELL	Honda - Kinpac Racing	1:05.061	7	7	5.129	0.807	78.01
27	91		Ian STANFORD	Honda - Stanford Racing	1:05.116	5	9	5.184	0.055	77.95
28	35	C	Elliot LODGE	Honda - Spike Racing	1:05.249	7	8	5.317	0.133	77.79
29	17	C	John McPHEE	Honda - McPhee Racing	1:06.167	2	5	6.235	0.918	76.71
30	21		Tom STANFORD	Honda - Stanford Racing	1:06.686	6	11	6.754	0.519	76.11
31	99	C	Kasey WYATT	Honda - Repli-Cast UK	1:07.452	4	6	7.520	0.766	75.25

Weather / Track : Cloudy / Dry

Mallory Park - BSB
Circuit Length = 1.4100 miles
Start: 15:50 End: 16:10

2009 Relentless British 125GP Championship & ACU Academy Cup

FREE PRACTICE 2 - SECTOR ANALYSIS

2	Robbie STEWART				Repli-Cast UK						
1-	26.884	91.1	39.414	107.4	1:06.298	5-	25.022	92.7	38.782	109.8	1:03.804
2-	25.428	94.5	37.807	108.8	1:03.235	6-	25.489	95.6	37.633	109.5	1:03.122
3-	25.313	94.3	37.347	108.6	1:02.660	7-	24.776	94.9	36.892	109.8	1:01.668
4-	25.234	94.4	37.299	108.4	1:02.533	8-	24.811	94.7	36.586	108.9	1:01.397
4	Philip WAKEFIELD				PWR / Sandbach Scrap Metal						
1-	27.323	85.2	39.984	103.1	1:07.307	6-	25.301	92.2	38.253	105.5	1:03.554
2-	26.411	89.8	38.427	106.5	1:04.838	7-	25.104	91.7	37.453	105.7	1:02.557
3-	26.349	90.6	39.283	105.5	1:05.632	8-	25.051	91.3	37.612	105.5	1:02.663
4-	25.253	92.7	38.155	105.3	1:03.408	9-	25.031	91.2	37.996	105.8	1:03.027
5-	25.328	92.2	37.949	105.3	1:03.277						
6	Martin GLOSSOP				KRP / Bradley Smith Racing						
1-	25.325	97.4	38.288	110.9	1:03.613	6-	24.385	98.3	37.041	111.7	1:01.426
2-	25.296	97.0	38.766	108.2	1:04.062	7-	24.537	97.4	37.207	111.7	1:01.744
3-	25.214	96.7	37.696	111.7	1:02.910	8-	24.467	99.0	36.327	112.0	1:00.794
4-	24.686	97.8	37.634	110.2	1:02.320	9-	3:35.307	95.7	39.995	101.2	4:15.302
5-	24.728	99.4	37.314	112.4	1:02.042						
8	Brian CLARK				Banks Racing/Express Racewear						
1-	26.196	96.3	39.205	110.0	1:05.401	6-	25.104	97.0	37.729	109.8	1:02.833
2-	25.307	96.6	38.030	109.8	1:03.337	7-	25.452	96.3	37.439	108.8	1:02.891
3-	25.477	96.7	38.372	111.3	1:03.849	8-	25.120	96.8	37.418	109.5	1:02.538
4-	25.940	96.6	37.907	110.0	1:03.847	9-	24.983	96.6	37.182	110.7	1:02.165
5-	25.591	94.7	37.950	110.2	1:03.541	10-	25.868	86.7	41.520	111.7	1:07.388
9	Niall CAMPBELL				C Kinpac Racing						
1-	26.863	92.1	40.391	106.3	1:07.254	5-	26.061	92.6	39.497	105.8	1:05.558
2-	26.355	92.9	39.477	106.9	1:05.832	6-	26.249	92.3	39.257	105.7	1:05.506
3-	26.261	91.3	39.734	106.2	1:05.995	7-	26.079	92.7	38.982	107.2	1:05.061
4-	26.156	92.2	39.329	105.8	1:05.485						
10	Peter SUTHERLAND				C Kinpac Racing						
1-	26.519	96.4	39.462	110.4	1:05.981	6-	25.437	95.7	38.447	110.4	1:03.884
2-	26.119	95.2	39.450	110.2	1:05.569	7-	26.096	95.7	38.137	109.8	1:04.233
3-	25.727	96.4	39.060	108.9	1:04.787	8-	25.632	96.0	38.249	107.5	1:03.881
4-	25.762	95.7	38.514	110.2	1:04.276	9-	25.522	94.8	38.037	108.9	1:03.559
5-	25.578	95.5	38.459	109.3	1:04.037	10-	25.543	94.3	38.572	105.7	1:04.115
11	Tom WEEDEN				C TABOO Motorsport Junior Team						
1-	26.353	95.7	39.420	109.1	1:05.773	6-	25.633	95.3	38.373	109.5	1:04.006
2-	26.053	95.7	39.368	108.4	1:05.421	7-	25.749	95.9	38.935	108.1	1:04.684
3-	25.756	96.4	39.767	108.8	1:05.523	8-	5:30.335	90.0	44.994	104.5	6:15.329
4-	25.305	96.6	38.788	109.3	1:04.093	9-	29.009	91.2	43.620	105.5	1:12.629
5-	25.851	95.2	38.442	109.3	1:04.293						
13	Rob GUIVER				SP125 / RG Racing						
1-	24.905	96.8	36.878	110.7	1:01.783	7-	24.135	98.3	35.797	111.7	59.932
2-	24.971	97.4	36.705	110.0	1:01.676	8-	24.613	98.3	38.263	109.7	1:02.876
3-	24.438	97.4	36.460	110.7	1:00.898	9-	24.455	98.4	36.424	110.2	1:00.879
4-	24.366	98.3	36.969	110.6	1:01.335	10-	25.228	91.8	36.835	112.6	1:02.063
5-	24.437	98.0	36.365	109.7	1:00.802	11-	24.581	98.0	36.229	110.6	1:00.810
6-	24.239	98.3	36.020	110.9	1:00.259						
16	Shaun HORSMAN				Symitry I.T. North						
1-	25.880	95.6	39.829	109.7	1:05.709	6-	26.007	95.5	38.249	110.2	1:04.256
2-	25.568	95.1	38.018	108.6	1:03.586	7-	25.058	95.2	37.596	108.2	1:02.654
3-	25.179	96.1	37.858	109.3	1:03.037	8-	24.914	95.9	37.819	108.4	1:02.733
4-	25.926	96.6	38.877	109.5	1:04.803	9-	25.117	95.5	37.676	108.2	1:02.793
5-	26.284	96.4	38.602	111.3	1:04.886	10-	24.960	95.9	37.166	108.6	1:02.126

Mallory Park - BSB
Circuit Length = 1.4100 miles
Start: 15:50 End: 16:10

Weather / Track : Cloudy / Dry

2009 Relentless British 125GP Championship & ACU Academy Cup

FREE PRACTICE 2 - SECTOR ANALYSIS

17	John McPHEE		C		McPhee Racing						
1-	27.415	94.0	40.577	108.1	1:07.992	4-	6:11.011	59.9	43.306	106.9	6:54.317
2-	26.357	94.7	39.810	108.2	1:06.167	5-	27.124	90.2	43.820	107.4	1:10.944
3-	26.240	94.9	40.111	107.2	1:06.351						
18	Danny SMITH				Gerald Brown Racing						
1-	26.733	90.9	39.883	103.9	1:06.616	5-	26.289	92.3	38.921	105.0	1:05.210
2-	26.063	90.7	38.863	104.4	1:04.926	6-	26.166	91.9	38.175	104.0	1:04.341
3-	25.643	91.7	38.667	104.9	1:04.310	7-	25.646	91.4	38.078	104.4	1:03.724
4-	25.673	92.2	38.818	105.5	1:04.491	8-	3:07.462	75.1	45.449	102.1	3:52.911
19	Michael HILL				TABOO Motorsport						
1-	26.084	95.2	50.608	110.6	1:16.692	7-	25.584	94.4	37.750	108.9	1:03.334
2-	26.462	94.3	38.138	109.7	1:04.600	8-	4:39.034	86.1	47.087	104.5	5:26.121
3-	25.894	95.3	38.448	109.3	1:04.342	9-	29.363	89.6	45.524	104.7	1:14.887
4-	2:09.843	89.2	43.165	109.8	2:53.008	10-	29.110	91.4	43.734	105.0	1:12.844
5-	25.533	95.5	38.039	109.1	1:03.572	11-	29.127	90.7	43.356	104.2	1:12.483
6-	25.407	94.5	37.478	108.9	1:02.885						
21	Tom STANFORD				Stanford Racing						
1-	27.059	89.4	40.082	103.9	1:07.141	7-	26.662	89.4	40.263	102.8	1:06.925
2-	26.852	89.2	40.804	102.3	1:07.656	8-	26.841	88.1	43.628	79.3	1:10.469
3-	27.207	89.1	40.695	103.6	1:07.902	9-	4:21.182	87.6	43.598	100.0	5:04.780
4-	27.054	88.2	40.073	103.9	1:07.127	10-	29.284	85.9	43.388	101.4	1:12.672
5-	26.832	89.4	40.083	102.5	1:06.915	11-	29.559	84.6	43.295	100.0	1:12.854
6-	26.760	88.8	39.926	103.9	1:06.686						
22	Matthew PAULO		C		Paulo Racing						
1-	26.706	92.1	39.203	107.0	1:05.909	7-	25.735	93.7	38.239	107.7	1:03.974
2-	25.958	92.7	39.120	106.0	1:05.078	8-	26.485	92.8	39.918	106.0	1:06.403
3-	25.653	92.9	39.256	106.3	1:04.909	9-	25.946	91.2	38.560	105.7	1:04.506
4-	25.576	93.5	39.115	107.2	1:04.691	10-	26.513	90.9	38.109	105.7	1:04.622
5-	25.606	94.0	38.818	107.4	1:04.424	11-	25.713	91.2	39.759	102.3	1:05.472
6-	26.083	93.5	38.523	107.5	1:04.606						
24	Ben BARRETT				SP125Racing / Lowerdale Autos						
1-	26.419	92.9	39.836	107.7	1:06.255	7-	25.885	94.5	39.522	106.2	1:05.407
2-	26.136	92.9	39.015	106.9	1:05.151	8-	25.685	94.1	38.043	107.2	1:03.728
3-	25.908	94.5	38.851	107.2	1:04.759	9-	25.721	93.7	38.360	107.7	1:04.081
4-	26.191	94.7	39.658	107.4	1:05.849	10-	25.838	92.8	38.159	107.4	1:03.997
5-	25.727	93.9	39.064	106.5	1:04.791	11-	25.732	94.3	38.254	106.5	1:03.986
6-	25.669	93.6	38.435	107.4	1:04.104						
26	Nicole McALEER		C		Megabikes.ie						
1-	26.867	94.8	39.908	108.8	1:06.775	6-	25.605	95.1	38.802	106.9	1:04.407
2-	26.068	94.7	38.852	109.8	1:04.920	7-	26.350	95.1	38.743	108.6	1:05.093
3-	26.130	94.9	39.659	109.7	1:05.789	8-	25.613	94.4	38.641	107.9	1:04.254
4-	26.283	95.7	39.416	110.7	1:05.699	9-	25.958	93.6	38.412	108.2	1:04.370
5-	1:53.703	94.7	38.802	109.3	2:32.505						
27	Catherine GREEN				www.cgracing27.co.uk						
1-	29.057	84.7	42.965	104.0	1:12.022	6-	25.691	96.1	38.494	109.5	1:04.185
2-	26.922	93.5	40.328	106.9	1:07.250	7-	26.004	94.8	38.234	110.4	1:04.238
3-	26.381	95.1	39.282	109.1	1:05.663	8-	25.489	95.6	37.989	110.6	1:03.478
4-	25.925	95.7	38.641	109.3	1:04.566	9-	25.876	93.6	38.442	109.7	1:04.318
5-	2:14.501	95.3	39.059	109.1	2:53.560						
28	Jon VINCENT				Molly / GRF Heavy Transport						
1-	29.657	79.8	43.421	93.6	1:13.078	4-	25.728	92.6	38.304	106.0	1:04.032
2-	27.314	86.8	41.120	103.1	1:08.434	5-	4:24.996	89.1	39.288	106.7	5:04.284
3-	26.494	89.5	38.760	105.3	1:05.254						

Mallory Park - BSB
Circuit Length = 1.4100 miles
Start: 15:50 End: 16:10

Weather / Track : Cloudy / Dry

2009 Relentless British 125GP Championship & ACU Academy Cup
FREE PRACTICE 2 - SECTOR ANALYSIS

29	James LODGE		KRP / Earnshaws Motorcycles								
1-	25.081	95.7	37.448	110.9	1:02.529	7-	24.194	95.9	36.433	111.1	1:00.627
2-	24.923	94.0	37.070	110.4	1:01.993	8-	24.858	95.2	37.543	110.6	1:02.401
3-	24.662	95.6	37.210	110.4	1:01.872	9-	24.571	96.3	37.496	111.8	1:02.067
4-	24.850	94.7	36.633	110.7	1:01.483	10-	24.677	95.7	36.830	111.7	1:01.507
5-	24.454	95.5	36.690	110.9	1:01.144	11-	24.534	95.6	36.693	112.8	1:01.227
6-	24.415	94.8	36.561	111.5	1:00.976						
35	Elliot LODGE		C Spike Racing								
1-	26.768	93.5	39.908	109.7	1:06.676	5-	25.964	94.1	39.957	108.6	1:05.921
2-	26.530	92.7	39.702	108.8	1:06.232	6-	25.678	95.1	39.574	108.8	1:05.252
3-	26.224	94.5	39.468	107.9	1:05.692	7-	25.880	94.1	39.369	109.1	1:05.249
4-	26.148	93.3	39.332	108.8	1:05.480	8-	26.821	95.6	39.687	108.4	1:06.508
41	Shaun WINFIELD		C TAG Triumph								
1-	25.677	94.5	39.169	106.3	1:04.846	6-	25.785	93.2	38.503	106.3	1:04.288
2-	26.199	93.2	38.743	107.2	1:04.942	7-	25.333	95.1	37.799	107.0	1:03.132
3-	26.003	95.3	38.868	108.2	1:04.871	8-	25.226	94.5	37.900	106.9	1:03.126
4-	25.988	94.4	39.053	107.9	1:05.041	9-	25.261	94.1	38.289	105.8	1:03.550
5-	26.421	93.6	38.591	109.1	1:05.012						
46	Ross WALKER		C Ross Walker Racing								
1-	26.802	91.9	39.844	105.8	1:06.646	6-	25.635	92.8	38.654	106.9	1:04.289
2-	26.405	91.7	39.672	105.5	1:06.077	7-	25.590	93.2	38.657	105.7	1:04.247
3-	25.836	93.2	38.875	105.3	1:04.711	8-	2:45.437	87.3	39.190	104.9	3:24.627
4-	25.501	92.9	38.747	106.0	1:04.248	9-	25.742	92.1	41.782	99.0	1:07.524
5-	25.785	89.7	38.679	105.3	1:04.464						
50	Tim HASTINGS		C KRP / Bradley Smith Racing								
1-	25.663	96.0	38.000	110.9	1:03.663	6-	24.705	98.4	37.112	111.8	1:01.817
2-	24.974	97.4	38.454	111.7	1:03.428	7-	25.075	97.8	37.153	112.4	1:02.228
3-	25.162	98.5	37.703	111.1	1:02.865	8-	24.570	98.5	36.854	113.4	1:01.424
4-	24.711	97.7	37.409	112.6	1:02.120	9-	24.919	98.0	36.787	112.2	1:01.706
5-	1:48.497	97.0	37.191	112.2	2:25.688	10-	24.562	98.8	39.944	110.0	1:04.506
52	Adam BLACKLOCK		C Repli-Cast UK								
1-	25.924	98.5	38.317	110.4	1:04.241	4-	24.884	96.6	37.501	109.8	1:02.385
2-	25.178	97.0	38.213	111.5	1:03.391	5-	24.618	96.6	37.520	110.2	1:02.138
3-	25.630	96.6	38.558	110.4	1:04.188	6-	24.797	96.1	37.248	110.6	1:02.045
53	Corey LEWIS		C Corey Lewis Racing								
1-	26.311	94.5	40.154	110.2	1:06.465	7-	25.687	96.0	38.097	110.4	1:03.784
2-	26.343	94.9	39.178	108.2	1:05.521	8-	25.839	95.9	38.004	109.3	1:03.843
3-	26.079	94.9	39.475	110.2	1:05.554	9-	25.429	95.5	38.198	109.3	1:03.627
4-	25.796	95.6	39.413	109.3	1:05.209	10-	25.503	94.5	37.874	109.7	1:03.377
5-	25.760	94.4	38.525	110.4	1:04.285	11-	26.800	90.8	39.428	105.5	1:06.228
6-	26.397	93.5	38.370	109.8	1:04.767						
61	Paul JORDAN		KRP / Bradley Smith Racing								
1-	25.876	97.4	38.838	110.7	1:04.714	6-	24.874	98.1	37.869	112.0	1:02.743
2-	25.987	95.6	38.743	111.5	1:04.730	7-	24.908	97.7	37.467	112.0	1:02.375
3-	25.577	97.7	38.872	110.6	1:04.449	8-	25.074	97.5	39.349	103.1	1:04.423
4-	25.540	97.1	44.258	70.2	1:09.798	9-	1:42.273	94.7	38.133	111.5	2:20.406
5-	33.424	70.1	44.136	110.9	1:17.560	10-	24.938	97.0	42.630	85.8	1:07.568
66	Tom HAYWARD		KRP / Daniel Weston Racing								
1-	26.311	94.5	38.755	110.4	1:05.066	6-	24.789	96.8	37.212	111.5	1:02.001
2-	26.150	97.1	38.553	111.1	1:04.703	7-	24.885	96.4	36.850	111.3	1:01.735
3-	25.349	96.8	38.001	110.6	1:03.350	8-	24.914	96.8	37.827	111.3	1:02.741
4-	25.053	96.1	37.275	111.3	1:02.328	9-	2:30.769	92.9	42.267	107.5	3:13.036
5-	25.160	95.9	37.638	110.7	1:02.798						

Mallory Park - BSB
Circuit Length = 1.4100 miles
Start: 15:50 End: 16:10

Weather / Track : Cloudy / Dry

2009 Relentless British 125GP Championship & ACU Academy Cup
FREE PRACTICE 2 - SECTOR ANALYSIS

72	Connor BEHAN					SP125 / Express Forklifts					
1-	25.826	95.3	38.442	111.3	1:04.268	7-	24.524	96.1	36.603	109.3	1:01.127
2-	25.233	95.1	37.287	108.2	1:02.520	8-	24.541	96.1	36.163	109.7	1:00.704
3-	24.851	95.6	37.331	109.7	1:02.182	9-	24.394	95.2	36.693	108.9	1:01.087
4-	24.738	94.5	36.661	109.3	1:01.399	10-	24.645	93.9	36.806	109.3	1:01.451
5-	24.605	95.9	36.875	109.3	1:01.480	11-	24.673	94.5	36.572	108.4	1:01.245
6-	24.459	95.2	36.558	108.9	1:01.017						
87	Lee COSTELLO					Vent-Axia / www.sp125racing.com					
1-	25.838	94.8	38.433	109.1	1:04.271	5-	25.484	94.7	36.804	109.3	1:02.288
2-	26.003	95.6	37.736	108.6	1:03.739	6-	24.959	95.7	37.946	108.8	1:02.905
3-	25.176	95.3	37.291	109.5	1:02.467	7-	3:58.193	93.2	37.540	109.3	4:35.733
4-	24.924	95.2	36.938	109.1	1:01.862	8-	25.148	95.3	37.413	108.4	1:02.561
91	Ian STANFORD					Stanford Racing					
1-	26.915	92.2	39.170	105.8	1:06.085	6-	27.766	91.8	38.772	107.4	1:06.538
2-	27.117	89.5	38.652	105.0	1:05.769	7-	26.766	92.6	38.459	106.7	1:05.225
3-	26.723	92.3	38.646	106.2	1:05.369	8-	3:24.230	90.0	40.240	104.4	4:04.470
4-	26.440	92.3	38.897	106.7	1:05.337	9-	27.239	91.6	41.649	99.3	1:08.888
5-	26.518	91.7	38.598	106.0	1:05.116						
99	Kasey WYATT					C Repli-Cast UK					
1-	27.619	91.2	41.849	105.8	1:09.468	4-	26.973	91.9	40.479	105.8	1:07.452
2-	27.024	92.3	40.780	106.5	1:07.804	5-	27.132	92.2	40.683	105.0	1:07.815
3-	3:26.131	92.6	41.421	105.5	4:07.552	6-	3:11.624	84.3	46.248	101.8	3:57.872

2009 Relentless British 125GP Championship & ACU Academy Cup

FREE PRACTICE 2 - SPEED TRAPS

SECTOR 1				SECTOR 2			FINISH LINE			
POS	NO	NAME	MPH	NO	NAME	MPH	NO	NAME	MPH	
1	6	Martin GLOSSOP	99.4				50	Tim HASTINGS	113.4	
2	50	Tim HASTINGS	98.8				29	James LODGE	112.8	
3	52	Adam BLACKLOCK	98.5				13	Rob GUIVER	112.6	
4	13	Rob GUIVER	98.4				6	Martin GLOSSOP	112.4	
5	61	Paul JORDAN	98.1				61	Paul JORDAN	112.0	
6	29	James LODGE	97.4				8	Brian CLARK	111.7	
7	66	Tom HAYWARD	97.1				52	Adam BLACKLOCK	111.5	
8	8	Brian CLARK	97.0				66	Tom HAYWARD	111.5	
9	11	Tom WEEDEN	96.8				16	Shaun HORSMAN	111.3	
10	16	Shaun HORSMAN	96.6				72	Connor BEHAN	111.3	
11	10	Peter SUTHERLAND	96.4				26	Nicole McALEER	110.7	
12	27	Catherine GREEN	96.1				19	Michael HILL	110.6	
13	72	Connor BEHAN	96.1				27	Catherine GREEN	110.6	
14	19	Michael HILL	96.0				10	Peter SUTHERLAND	110.4	
15	53	Corey LEWIS	96.0				53	Corey LEWIS	110.4	
16	26	Nicole McALEER	95.7				2	Robbie STEWART	109.8	
17	87	Lee COSTELLO	95.7				35	Elliot LODGE	109.7	
18	2	Robbie STEWART	95.6				11	Tom WEEDEN	109.5	
19	35	Elliot LODGE	95.6				87	Lee COSTELLO	109.5	
20	41	Shaun WINFIELD	95.3				41	Shaun WINFIELD	109.1	
21	17	John McPHEE	94.9				17	John McPHEE	108.2	
22	24	Ben BARRETT	94.7				22	Matthew PAULO	107.7	
23	22	Matthew PAULO	94.0				24	Ben BARRETT	107.7	
24	46	Ross WALKER	93.2				91	Ian STANFORD	107.4	
25	9	Niall CAMPBELL	92.9				9	Niall CAMPBELL	107.2	
26	4	Philip WAKEFIELD	92.7				46	Ross WALKER	106.9	
27	28	Jon VINCENT	92.7				28	Jon VINCENT	106.7	
28	91	Ian STANFORD	92.6				4	Philip WAKEFIELD	106.5	
29	99	Kasey WYATT	92.6				99	Kasey WYATT	106.5	
30	18	Danny SMITH	92.3				18	Danny SMITH	105.5	
31	21	Tom STANFORD	89.4				21	Tom STANFORD	103.9	

Weather / Track : Cloudy / Dry

www.tsl-timing.com

Mallory Park - BSB
Circuit Length = 1.4100 miles
Start: 15:50 End: 16:10

Printed - 16.12 Friday, 17 July 2009

2009 Relentless British 125GP Championship & ACU Academy Cup

FREE PRACTICE 2 - BEST SECTOR TIMES

SECTOR 1			SECTOR 2			IDEAL / BEST COMPARISON							
POS	NO	NAME	TIME	NO	NAME	TIME	POS	NO	NAME	IDEAL	BEST	DIFF	
1	13	GUIVER	24.135	13	GUIVER	35.797	1	13	GUIVER	59.932	59.932	0.000	
2	29	LODGE	24.194	72	BEHAN	36.163	2	72	BEHAN	1:00.557	1:00.704	0.147	
3	6	GLOSSOP	24.385	6	GLOSSOP	36.327	3	29	LODGE	1:00.627	1:00.627	0.000	
4	72	BEHAN	24.394	29	LODGE	36.433	4	6	GLOSSOP	1:00.712	1:00.794	0.082	
5	50	HASTINGS	24.562	2	STEWART	36.586	5	50	HASTINGS	1:01.349	1:01.424	0.075	
6	52	BLACKLOCK	24.618	50	HASTINGS	36.787	6	2	STEWART	1:01.362	1:01.397	0.035	
7	2	STEWART	24.776	87	COSTELLO	36.804	7	66	HAYWARD	1:01.639	1:01.735	0.096	
8	66	HAYWARD	24.789	66	HAYWARD	36.850	8	87	COSTELLO	1:01.728	1:01.862	0.134	
9	61	JORDAN	24.874	16	HORSMAN	37.166	9	52	BLACKLOCK	1:01.866	1:02.045	0.179	
10	16	HORSMAN	24.914	8	CLARK	37.182	10	16	HORSMAN	1:02.080	1:02.126	0.046	
11	87	COSTELLO	24.924	52	BLACKLOCK	37.248	11	8	CLARK	1:02.165	1:02.165	0.000	
12	8	CLARK	24.983	4	WAKEFIELD	37.453	12	61	JORDAN	1:02.341	1:02.375	0.034	
13	4	WAKEFIELD	25.031	61	JORDAN	37.467	13	4	WAKEFIELD	1:02.484	1:02.557	0.073	
14	41	WINFIELD	25.226	19	HILL	37.478	14	19	HILL	1:02.885	1:02.885	0.000	
15	11	WEEDEN	25.305	41	WINFIELD	37.799	15	41	WINFIELD	1:03.025	1:03.126	0.101	
16	19	HILL	25.407	53	LEWIS	37.874	16	53	LEWIS	1:03.303	1:03.377	0.074	
17	53	LEWIS	25.429	27	GREEN	37.989	17	10	SUTHERLAND	1:03.474	1:03.559	0.085	
18	10	SUTHERLAND	25.437	10	SUTHERLAND	38.037	18	27	GREEN	1:03.478	1:03.478	0.000	
19	27	GREEN	25.489	24	BARRETT	38.043	19	11	WEEDEN	1:03.678	1:04.006	0.328	
20	46	WALKER	25.501	18	SMITH	38.078	20	22	PAULO	1:03.685	1:03.974	0.289	
21	26	McALEER	25.538	22	PAULO	38.109	21	24	BARRETT	1:03.712	1:03.728	0.016	
22	22	PAULO	25.576	28	VINCENT	38.304	22	18	SMITH	1:03.721	1:03.724	0.003	
23	18	SMITH	25.643	11	WEEDEN	38.373	23	26	McALEER	1:03.950	1:04.254	0.304	
24	28	VINCENT	25.654	26	McALEER	38.412	24	28	VINCENT	1:03.958	1:04.032	0.074	
25	24	BARRETT	25.669	91	STANFORD	38.459	25	46	WALKER	1:04.155	1:04.247	0.092	
26	35	LODGE	25.678	46	WALKER	38.654	26	91	STANFORD	1:04.899	1:05.116	0.217	
27	9	CAMPBELL	25.994	9	CAMPBELL	38.982	27	9	CAMPBELL	1:04.976	1:05.061	0.085	
28	17	McPHEE	26.240	35	LODGE	39.332	28	35	LODGE	1:05.010	1:05.249	0.239	
29	91	STANFORD	26.440	17	McPHEE	39.810	29	17	McPHEE	1:06.050	1:06.167	0.117	
30	21	STANFORD	26.662	21	STANFORD	39.926	30	21	STANFORD	1:06.588	1:06.686	0.098	
31	99	WYATT	26.973	99	WYATT	40.479	31	99	WYATT	1:07.452	1:07.452	0.000	
										Perfect lap		59.932	

MCRCB BULLETIN TK001

2009 Relentless British 125GP Championship & ACU Academy Cup QUALIFYING 1 - CLASSIFICATION

POS	NO	CL	NAME	ENTRY	TIME	ON	LAPS	GAP	DIFF	MPH
1	13		Rob GUIVER	Honda - SP125 / RG Racing	1:00.347	15	17			84.11
2	6		Martin GLOSSOP	Seel Honda - KRP / Bradley Smith Racing	1:00.394	18	20	0.047	0.047	84.04
3	29		James LODGE	Honda - KRP / Earnshaws Motorcycles	1:00.712	18	22	0.365	0.318	83.60
4	50	C	Tim HASTINGS	Honda - KRP / Bradley Smith Racing	1:00.785	19	21	0.438	0.073	83.50
5	2		Robbie STEWART	Honda - Repli-Cast UK	1:00.821	17	23	0.474	0.036	83.45
6	72		Connor BEHAN	Honda - SP125 / Express Forklifts	1:00.934	8	13	0.587	0.113	83.30
7	16		Shaun HORSMAN	Honda - Symitry I.T. North	1:01.175	21	21	0.828	0.241	82.97
8	61		Paul JORDAN	Honda - KRP / Bradley Smith Racing	1:01.218	13	20	0.871	0.043	82.91
9	66		Tom HAYWARD	Honda - KRP / Daniel Weston Racing	1:01.240	20	23	0.893	0.022	82.88
10	52	C	Adam BLACKLOCK	Honda - Repli-Cast UK	1:01.497	17	20	1.150	0.257	82.54
11	87		Lee COSTELLO	Honda - Vent-Axia / www.sp125racing.com	1:01.587	19	23	1.240	0.090	82.25
12	4		Philip WAKEFIELD	Honda - PWR / Sandbach Scrap Metal	1:01.711	17	21	1.364	0.124	82.25
13	22	C	Matthew PAULO	Honda - Paulo Racing	1:02.099	16	16	1.752	0.388	81.74
14	19		Michael HILL	Honda - TABOO Motorsport	1:02.116	23	23	1.769	0.017	81.71
15	8		Brian CLARK	Honda - Banks Racing/Express Racewear	1:02.141	15	24	1.794	0.025	81.68
16	41	C	Shaun WINFIELD	Honda - TAG Triumph	1:02.333	14	15	1.986	0.192	81.43
17	46	C	Ross WALKER	Honda - Ross Walker Racing	1:02.483	10	21	2.136	0.150	81.23
18	27		Catherine GREEN	Honda - www.cgracing27.co.uk	1:02.532	18	19	2.185	0.049	81.17
19	11	C	Tom WEEDEN	Honda - TABOO Motorsport Junior Team	1:02.603	14	25	2.256	0.071	81.08
20	28		Jon VINCENT	Honda - Molly / GRF Heavy Transport	1:02.692	21	24	2.345	0.089	80.96
21	53	C	Corey LEWIS	Honda - Corey Lewis Racing	1:02.792	14	18	2.445	0.100	80.83
22	24		Ben BARRETT	Honda - SP125Racing / Lowerdale Autos	1:02.963	14	22	2.616	0.171	80.61
23	26	C	Nicole McALEER	Honda - Megabikes.ie	1:03.150	18	24	2.803	0.187	80.38
24	18		Danny SMITH	Honda - Gerald Brown Racing	1:03.344	17	17	2.997	0.194	80.13
25	17	C	John McPHEE	Honda - McPhee Racing	1:04.211	19	20	3.864	0.867	79.05
26	9	C	Niall CAMPBELL	Honda - Kinpac Racing	1:04.496	19	21	4.149	0.285	78.70
27	35	C	Elliot LODGE	Honda - Spike Racing	1:04.547	10	17	4.200	0.051	78.64
28	99	C	Kasey WYATT	Honda - Repli-Cast UK	1:04.754	14	14	4.407	0.207	78.38
29	91		Ian STANFORD	Honda - Stanford Racing	1:04.841	12	21	4.494	0.087	78.28
30	21		Tom STANFORD	Honda - Stanford Racing	1:06.187	15	17	5.840	1.346	76.69
31	10	C	Peter SUTHERLAND	Aprillia - Kinpac Racing	3:45.028	2	2	2:44.681	2:38.841	22.55

Weather / Track : Cloudy / Dry

These results are provisional until the conclusion of any judicial and technical matters.

Mallory Park - BSB
Circuit Length = 1.4100 miles
Start: 09:30 End: 10:01

Race Director :	Stewards :	Timekeeper :
-----------------	------------	--------------

MCRCB BULLETIN TK002

2009 Relentless British 125GP Championship & ACU Academy Cup

QUALIFYING 1 - SECTOR ANALYSIS

2	Robbie STEWART					Repli-Cast UK					
1-	27.532	91.1	39.510	106.9	1:07.042	13-	25.765	94.7	38.846	107.4	1:04.611
2-	26.490	94.8	38.520	107.5	1:05.010	14-	24.999	95.5	37.271	107.5	1:02.270
3-	25.156	97.4	37.925	109.8	1:03.081	15-	24.595	96.3	36.694	108.6	1:01.289
4-	25.707	95.3	37.853	107.2	1:03.560	16-	25.059	93.5	38.588	108.1	1:03.647
5-	24.890	96.6	36.934	109.5	1:01.824	17-	24.455	97.1	36.366	110.4	1:00.821
6-	24.537	97.7	37.414	107.9	1:01.951	18-	24.750	97.7	37.832	107.0	1:02.582
7-	24.875	95.9	37.077	108.2	1:01.952	19-	26.148	91.8	37.673	107.7	1:03.821
8-	24.765	96.0	36.782	107.9	1:01.547	20-	24.564	97.4	36.603	109.1	1:01.167
9-	25.627	92.7	42.277	99.6	1:07.904	21-	25.210	94.7	37.829	108.2	1:03.039
10-	26.094	90.6	44.496	99.0	1:10.590	22-	25.640	94.4	37.761	109.3	1:03.401
11-	25.179	96.1	37.551	106.5	1:02.730	23-	25.260	96.0	36.975	107.9	1:02.235
12-	4:10.043	90.4	40.525	107.2	4:50.568						
4	Philip WAKEFIELD					PWR / Sandbach Scrap Metal					
1-	27.068	89.2	39.566	105.5	1:06.634	12-	24.752	92.8	37.577	104.4	1:02.329
2-	25.508	92.9	37.854	105.5	1:03.362	13-	24.810	93.9	37.024	105.0	1:01.834
3-	25.688	92.6	38.230	105.7	1:03.918	14-	24.676	93.1	37.223	103.7	1:01.899
4-	25.021	94.0	37.494	104.5	1:02.515	15-	25.239	91.9	38.196	104.7	1:03.435
5-	24.860	93.3	37.903	104.4	1:02.763	16-	24.731	92.8	37.162	103.9	1:01.893
6-	25.023	93.2	37.870	106.2	1:02.893	17-	24.673	93.2	37.038	104.9	1:01.711
7-	25.053	93.7	37.396	105.2	1:02.449	18-	25.533	92.7	39.160	104.9	1:04.693
8-	24.837	93.1	37.130	104.4	1:01.967	19-	24.802	93.3	37.323	105.2	1:02.125
9-	6:30.457	87.7	41.182	102.8	7:11.639	20-	25.069	92.8	37.693	103.4	1:02.762
10-	26.446	88.7	38.369	104.5	1:04.815	21-	25.151	92.9	37.407	104.5	1:02.558
11-	25.301	93.2	37.197	104.4	1:02.498						
6	Martin GLOSSOP					KRP / Bradley Smith Racing					
1-	26.521	95.2	39.468	108.9	1:05.989	11-	24.632	98.4	37.156	110.6	1:01.788
2-	25.468	97.3	38.230	108.8	1:03.698	12-	25.019	98.1	37.326	110.4	1:02.345
3-	25.002	97.3	37.473	109.3	1:02.475	13-	24.259	98.4	36.960	109.5	1:01.219
4-	25.008	98.5	39.083	110.4	1:04.091	14-	24.514	99.0	37.066	110.9	1:01.580
5-	24.800	98.7	37.536	109.8	1:02.336	15-	24.194	98.8	36.990	110.6	1:01.184
6-	24.720	98.1	37.162	111.5	1:01.882	16-	24.435	99.0	36.577	110.4	1:01.012
7-	24.703	99.1	37.154	106.3	1:01.857	17-	24.200	99.0	36.475	110.4	1:00.675
8-	24.781	98.3	36.962	111.7	1:01.743	18-	24.129	99.1	36.265	110.4	1:00.394
9-	6:00.378	95.6	38.407	109.7	6:38.785	19-	24.265	99.7	36.330	111.7	1:00.595
10-	25.123	99.0	37.265	109.3	1:02.388	20-	24.215	99.4	36.586	111.1	1:00.801
8	Brian CLARK					Banks Racing/Express Racewear					
1-	28.062	89.8	43.638	98.8	1:11.700	13-	25.248	96.1	37.735	108.6	1:02.983
2-	26.699	95.6	38.592	108.2	1:05.291	14-	25.127	97.1	37.645	109.7	1:02.772
3-	25.346	96.8	37.948	108.6	1:03.294	15-	24.810	98.1	37.331	109.1	1:02.141
4-	25.580	97.5	37.790	108.8	1:03.370	16-	3:47.926	86.1	41.438	108.6	4:29.364
5-	25.354	98.0	39.610	107.4	1:04.964	17-	25.681	96.1	37.994	109.7	1:03.675
6-	25.836	97.4	38.118	108.6	1:03.954	18-	25.594	97.4	37.847	108.8	1:03.441
7-	25.340	97.1	37.882	109.3	1:03.222	19-	24.925	97.1	37.892	109.7	1:02.817
8-	25.438	96.7	37.829	109.3	1:03.267	20-	25.251	97.7	37.218	109.1	1:02.469
9-	25.141	97.4	37.543	109.5	1:02.684	21-	25.536	97.5	37.483	109.5	1:03.019
10-	25.263	97.3	37.715	108.6	1:02.978	22-	25.399	97.4	37.685	109.3	1:03.084
11-	25.351	97.0	37.557	108.4	1:02.908	23-	25.237	97.1	37.206	108.9	1:02.443
12-	25.694	97.0	37.892	108.8	1:03.586	24-	25.061	97.3	37.418	109.1	1:02.479
9	Niall CAMPBELL					C Kinpac Racing					
1-	27.088	93.1	40.793	104.9	1:07.881	12-	4:13.458	59.1	41.739	102.8	4:55.197
2-	27.507	93.1	39.749	104.5	1:07.256	13-	26.386	92.7	39.394	104.4	1:05.780
3-	26.257	94.4	39.641	105.5	1:05.898	14-	26.107	91.7	38.937	103.9	1:05.044
4-	26.563	94.8	39.444	105.0	1:06.007	15-	26.094	93.9	38.632	106.7	1:04.726
5-	26.230	93.6	39.370	104.2	1:05.600	16-	25.895	93.5	38.924	105.7	1:04.819
6-	26.340	92.8	39.308	104.2	1:05.648	17-	26.697	91.1	39.441	105.7	1:06.138
7-	26.416	92.6	39.167	104.9	1:05.583	18-	26.235	93.1	38.796	104.2	1:05.031
8-	26.129	92.7	38.839	105.0	1:04.968	19-	25.867	94.5	38.629	104.9	1:04.496
9-	26.033	93.2	39.078	105.0	1:05.111	20-	26.045	93.9	38.580	104.9	1:04.625
10-	25.947	93.7	38.717	104.0	1:04.664	21-	2:39.648	92.2	39.547	102.6	3:19.195

Mallory Park - BSB
Circuit Length = 1.4100 miles
Start: 09:30 End: 10:01

Weather / Track : Cloudy / Dry

MCRCB BULLETIN TK002

2009 Relentless British 125GP Championship & ACU Academy Cup

QUALIFYING 1 - SECTOR ANALYSIS

11-	25.702	93.3	38.965	103.4	1:04.667						
10	Peter SUTHERLAND					C	Kinpac Racing				
1-	26.578	96.3	41.048	107.0	1:07.626	2-	3:02.479	90.3	42.549	95.6	3:45.028
11	Tom WEEDEN					C	TABOO Motorsport Junior Team				
1-	25.961	96.1	39.205	107.7	1:05.166	14-	24.999	97.4	37.604	108.4	1:02.603
2-	25.907	96.6	38.983	105.8	1:04.890	15-	25.770	96.4	38.367	107.2	1:04.137
3-	25.738	96.1	38.931	107.7	1:04.669	16-	25.572	96.4	38.889	108.1	1:04.461
4-	25.758	96.7	38.637	107.4	1:04.395	17-	25.202	97.3	37.726	108.2	1:02.928
5-	25.801	96.8	38.404	107.5	1:04.205	18-	3:17.480	95.3	38.313	108.1	3:55.793
6-	25.724	96.3	39.037	107.5	1:04.761	19-	25.256	96.7	38.058	108.1	1:03.314
7-	25.443	97.0	38.105	108.6	1:03.548	20-	25.158	96.6	37.544	107.9	1:02.702
8-	25.846	97.1	38.149	107.0	1:03.995	21-	26.090	96.7	38.002	107.7	1:04.092
9-	25.483	97.0	38.636	107.5	1:04.119	22-	25.212	96.1	37.487	108.2	1:02.699
10-	25.313	96.7	38.316	107.9	1:03.629	23-	25.277	96.1	37.722	108.1	1:02.999
11-	25.306	96.4	38.330	107.9	1:03.636	24-	24.976	96.7	37.899	108.4	1:02.875
12-	25.309	97.0	38.364	105.0	1:03.673	25-	24.877	96.8	37.778	107.9	1:02.655
13-	25.550	96.3	38.230	107.4	1:03.780						
13	Rob GUIVER						SP125 / RG Racing				
1-	25.681	96.0	37.277	108.9	1:02.958	10-	24.580	98.5	36.657	108.9	1:01.237
2-	24.775	98.3	36.748	109.1	1:01.523	11-	24.345	98.8	36.724	109.3	1:01.069
3-	25.054	97.3	37.071	110.2	1:02.125	12-	24.247	98.8	36.460	109.1	1:00.707
4-	24.754	98.8	37.349	109.5	1:02.103	13-	24.994	98.7	37.459	108.9	1:02.453
5-	24.764	98.5	36.580	108.9	1:01.344	14-	24.565	98.3	36.448	109.8	1:01.013
6-	24.637	98.7	36.678	109.7	1:01.315	15-	24.263	98.7	36.084	109.5	1:00.347
7-	24.426	98.3	36.349	109.7	1:00.775	16-	24.540	98.4	36.464	108.9	1:01.004
8-	24.483	98.5	36.360	109.1	1:00.843	17-	24.438	98.8	37.016	110.2	1:01.454
9-	24.480	98.5	36.612	110.0	1:01.092						
16	Shaun HORSMAN						Symitry I.T. North				
1-	26.503	95.6	38.494	107.0	1:04.997	12-	24.465	97.1	38.767	108.1	1:03.232
2-	25.152	96.0	37.536	107.5	1:02.688	13-	25.061	96.8	37.366	108.1	1:02.427
3-	25.235	96.1	38.526	107.0	1:03.761	14-	24.502	97.7	38.504	101.2	1:03.006
4-	24.777	96.8	37.470	107.0	1:02.247	15-	26.355	96.1	38.059	107.9	1:04.414
5-	24.683	96.1	37.936	107.5	1:02.619	16-	24.513	97.8	40.369	103.6	1:04.882
6-	24.820	97.1	37.338	107.4	1:02.158	17-	25.866	86.8	37.978	107.7	1:03.844
7-	24.897	96.3	37.393	107.5	1:02.290	18-	24.518	98.4	37.871	108.4	1:02.389
8-	25.040	96.6	37.587	106.9	1:02.627	19-	24.685	98.5	37.191	108.8	1:01.876
9-	6:12.331	82.8	38.902	106.5	6:51.233	20-	25.326	98.5	39.036	107.4	1:04.362
10-	25.362	96.6	37.870	107.4	1:03.232	21-	24.513	98.3	36.662	108.9	1:01.175
11-	24.792	97.5	37.520	106.9	1:02.312						
17	John McPHEE					C	McPhee Racing				
1-	26.604	95.1	41.002	107.9	1:07.606	11-	26.215	96.3	38.915	108.8	1:05.130
2-	26.593	95.2	41.120	107.5	1:07.713	12-	25.993	96.0	44.515	108.4	1:10.508
3-	27.132	95.1	39.395	107.9	1:06.527	13-	26.096	96.0	40.000	108.1	1:06.096
4-	25.971	96.3	39.054	108.9	1:05.025	14-	27.628	84.0	40.705	107.5	1:08.333
5-	34.090	67.7	45.520	107.9	1:19.610	15-	28.362	62.1	39.933	107.7	1:08.295
6-	25.914	96.4	40.067	109.3	1:05.981	16-	27.918	76.2	39.231	108.2	1:07.149
7-	26.129	95.1	40.453	107.9	1:06.582	17-	25.692	96.4	42.929	106.0	1:08.621
8-	4:34.024	91.4	46.116	106.7	5:20.140	18-	26.198	94.1	40.064	107.5	1:06.262
9-	26.650	94.4	42.114	107.5	1:08.764	19-	25.545	96.3	38.666	107.5	1:04.211
10-	25.949	95.7	39.139	107.5	1:05.088	20-	35.779	70.1	40.582	107.5	1:16.361
18	Danny SMITH						Gerald Brown Racing				
1-	27.705	86.5	41.122	103.2	1:08.827	10-	25.535	93.3	46.297	103.9	1:11.832
2-	26.196	93.2	40.203	104.7	1:06.399	11-	25.531	93.5	38.305	103.9	1:03.836
3-	25.987	94.0	39.421	104.5	1:05.408	12-	25.365	93.5	38.188	103.6	1:03.553
4-	25.890	92.2	38.537	104.2	1:04.427	13-	4:37.258	92.9	39.588	103.6	5:16.846
5-	25.694	92.6	38.614	103.9	1:04.308	14-	2:17.274	91.9	38.877	103.6	2:56.151
6-	25.459	93.1	38.778	104.0	1:04.237	15-	25.647	93.5	40.083	102.0	1:05.730
7-	2:08.896	87.3	39.230	103.9	2:48.126	16-	25.739	93.6	38.170	102.9	1:03.909
8-	25.871	93.2	38.684	103.2	1:04.555	17-	25.284	94.3	38.060	103.1	1:03.344

Mallory Park - BSB
Circuit Length = 1.4100 miles
Start: 09:30 End: 10:01

Weather / Track : Cloudy / Dry

MCRCB BULLETIN TK002

2009 Relentless British 125GP Championship & ACU Academy Cup

QUALIFYING 1 - SECTOR ANALYSIS

9-	25.709	93.2	38.440	103.1	1:04.149						
19	Michael HILL					TABOO Motorsport					
1-	1:48.534	82.7	43.142	106.2	2:31.676	13-	25.236	95.5	37.243	107.5	1:02.479
2-	26.022	95.1	38.569	107.7	1:04.591	14-	25.267	95.5	37.492	108.2	1:02.759
3-	25.663	94.4	37.973	107.4	1:03.636	15-	25.411	94.8	37.202	108.1	1:02.613
4-	1:50.531	64.0	39.982	108.2	2:30.513	16-	25.256	95.9	37.647	108.1	1:02.903
5-	25.956	85.7	40.689	109.1	1:06.645	17-	25.032	95.3	37.105	107.9	1:02.137
6-	25.578	96.3	37.885	108.6	1:03.463	18-	25.173	95.9	37.106	108.2	1:02.279
7-	25.661	95.7	37.722	107.5	1:03.383	19-	25.211	95.7	38.048	107.5	1:03.259
8-	25.649	94.1	44.014	107.4	1:09.663	20-	25.101	96.1	37.628	109.1	1:02.729
9-	25.535	95.5	37.453	108.4	1:02.988	21-	25.451	96.7	38.061	108.8	1:03.512
10-	25.514	95.2	37.333	108.4	1:02.847	22-	25.268	95.1	37.338	107.2	1:02.606
11-	25.251	96.0	37.356	107.9	1:02.607	23-	25.057	95.6	37.059	107.0	1:02.116
12-	25.969	95.9	38.157	107.7	1:04.126						
21	Tom STANFORD					Stanford Racing					
1-	26.916	90.8	40.257	103.4	1:07.173	10-	26.453	91.4	40.155	101.7	1:06.608
2-	27.687	89.6	40.629	102.0	1:08.316	11-	4:18.270	76.8	41.630	101.1	4:59.900
3-	26.983	91.9	39.251	102.3	1:06.234	12-	26.951	90.1	39.781	101.4	1:06.732
4-	26.817	90.6	39.487	103.4	1:06.304	13-	27.171	89.0	41.011	100.6	1:08.182
5-	26.907	91.8	40.250	101.4	1:07.157	14-	26.932	91.2	40.242	102.1	1:07.174
6-	27.059	90.4	42.528	103.1	1:09.587	15-	26.530	90.3	39.657	103.1	1:06.187
7-	27.079	91.1	45.503	97.5	1:12.582	16-	26.454	90.6	40.446	99.7	1:06.900
8-	42.478	23.4	42.917	102.9	1:25.395	17-	27.476	86.1	40.413	102.3	1:07.889
9-	27.161	91.6	40.019	103.4	1:07.180						
22	Matthew PAULO					C Paulo Racing					
1-	26.514	91.3	38.744	106.9	1:05.258	9-	25.312	93.9	38.025	103.1	1:03.337
2-	26.157	92.4	38.788	108.2	1:04.945	10-	25.065	94.4	37.825	103.2	1:02.890
3-	25.502	94.1	38.044	107.2	1:03.546	11-	25.188	94.8	37.757	101.5	1:02.945
4-	25.745	94.1	37.812	106.5	1:03.557	12-	25.164	94.3	37.805	102.3	1:02.969
5-	25.178	94.1	37.568	106.3	1:02.746	13-	25.681	92.8	38.498	102.0	1:04.179
6-	25.176	94.0	38.037	104.5	1:03.213	14-	24.996	95.9	37.600	102.1	1:02.596
7-	25.326	94.1	39.614	105.2	1:04.940	15-	24.962	93.9	37.603	101.8	1:02.565
8-	26.027	93.5	38.527	105.0	1:04.554	16-	24.744	94.4	37.355	103.1	1:02.099
24	Ben BARRETT					SP125Racing / Lowerdale Autos					
1-	26.599	94.7	39.521	106.7	1:06.120	12-	25.408	94.8	37.610	106.2	1:03.018
2-	27.137	93.9	39.855	106.9	1:06.992	13-	25.464	95.2	37.598	105.7	1:03.062
3-	26.326	94.5	38.760	106.5	1:05.086	14-	25.318	94.7	37.645	105.8	1:02.963
4-	25.999	94.0	38.541	105.5	1:04.540	15-	4:35.884	81.7	40.233	105.8	5:16.117
5-	25.956	94.7	38.540	106.2	1:04.496	16-	25.839	94.8	38.409	105.7	1:04.248
6-	2:16.759	93.2	39.904	105.8	2:56.663	17-	25.534	95.2	37.860	106.0	1:03.394
7-	25.968	94.3	38.004	106.0	1:03.972	18-	25.513	94.9	37.680	105.5	1:03.193
8-	25.816	95.9	37.989	106.0	1:03.805	19-	25.336	95.2	38.152	105.0	1:03.488
9-	25.439	95.2	38.034	105.7	1:03.473	20-	25.345	94.9	38.192	106.2	1:03.537
10-	25.556	94.4	38.425	106.0	1:03.981	21-	25.878	94.7	37.724	105.8	1:03.602
11-	25.508	95.5	37.838	105.7	1:03.346	22-	25.220	94.4	38.011	105.3	1:03.231
26	Nicole McALEER					C Megabikes.ie					
1-	27.298	93.7	40.873	107.0	1:08.171	13-	25.818	96.3	38.786	107.9	1:04.604
2-	27.162	96.6	40.404	106.2	1:07.566	14-	25.588	97.3	38.282	106.7	1:03.870
3-	26.430	93.3	39.291	107.2	1:05.721	15-	25.590	96.8	37.918	108.6	1:03.508
4-	26.149	96.0	38.753	107.0	1:04.902	16-	25.508	95.6	38.056	107.2	1:03.564
5-	25.922	97.0	38.592	107.4	1:04.514	17-	25.390	95.9	37.889	107.4	1:03.279
6-	25.735	96.4	38.494	108.2	1:04.229	18-	25.434	96.3	37.716	107.5	1:03.150
7-	25.604	95.9	38.601	108.1	1:04.205	19-	25.431	95.1	38.247	107.7	1:03.678
8-	26.397	96.1	38.329	107.2	1:04.726	20-	25.433	96.6	37.717	108.6	1:03.150
9-	25.318	96.8	39.388	107.4	1:04.706	21-	25.555	96.4	38.281	106.5	1:03.836
10-	25.558	97.0	38.731	105.8	1:04.289	22-	25.609	95.9	38.409	107.9	1:04.018
11-	3:30.688	94.4	38.888	105.7	4:09.576	23-	25.539	95.9	37.924	106.5	1:03.463
12-	26.020	95.3	38.344	106.2	1:04.364	24-	25.692	97.0	38.034	107.7	1:03.726

Mallory Park - BSB
Circuit Length = 1.4100 miles
Start: 09:30 End: 10:01

Weather / Track : Cloudy / Dry

MCRCB BULLETIN TK002

2009 Relentless British 125GP Championship & ACU Academy Cup

QUALIFYING 1 - SECTOR ANALYSIS

27	Catherine GREEN					www.cgracing27.co.uk					
1-	26.992	95.2	39.477	106.5	1:06.469	11-	5:35.115	95.2	39.365	108.1	6:14.480
2-	25.879	96.7	38.903	109.3	1:04.782	12-	25.583	97.0	38.586	109.1	1:04.169
3-	25.785	96.6	39.587	109.5	1:05.372	13-	25.296	97.3	37.672	109.3	1:02.968
4-	26.535	96.7	39.299	108.9	1:05.834	14-	25.074	96.8	37.910	108.8	1:02.984
5-	25.680	96.4	38.047	108.9	1:03.727	15-	25.203	96.0	37.620	108.2	1:02.823
6-	25.380	97.5	38.081	109.3	1:03.461	16-	24.899	97.5	37.742	108.8	1:02.641
7-	25.496	96.3	38.861	107.0	1:04.357	17-	25.089	97.1	37.763	108.4	1:02.852
8-	3:55.264	94.3	39.393	107.4	4:34.657	18-	25.041	97.1	37.491	108.6	1:02.532
9-	25.620	95.2	39.405	106.3	1:05.025	19-	25.164	96.3	38.123	107.9	1:03.287
10-	25.453	97.0	38.295	108.6	1:03.748						
28	Jon VINCENT					Molly / GRF Heavy Transport					
1-	26.546	95.2	39.337	108.4	1:05.883	13-	25.657	95.6	37.679	108.1	1:03.336
2-	25.721	94.9	38.051	108.4	1:03.772	14-	25.724	95.1	37.712	107.4	1:03.436
3-	25.435	94.8	37.426	108.2	1:02.861	15-	25.333	95.2	37.825	106.5	1:03.158
4-	25.003	96.7	38.399	106.9	1:03.402	16-	25.483	94.5	38.249	106.0	1:03.732
5-	25.549	95.6	37.762	107.5	1:03.311	17-	25.976	95.6	38.177	106.3	1:04.153
6-	25.326	95.3	37.935	106.7	1:03.261	18-	25.326	94.8	37.668	106.3	1:02.994
7-	25.439	94.3	37.674	107.0	1:03.113	19-	26.809	90.3	39.066	106.0	1:05.875
8-	25.460	96.1	37.586	106.5	1:03.046	20-	25.680	95.5	39.541	103.6	1:05.221
9-	25.476	95.9	38.030	107.9	1:03.506	21-	25.362	95.2	37.330	108.2	1:02.692
10-	25.604	95.1	37.479	107.2	1:03.083	22-	25.405	96.8	37.993	108.2	1:03.398
11-	25.367	95.5	37.430	107.4	1:02.797	23-	25.607	96.8	38.142	106.5	1:03.749
12-	4:01.817	87.7	39.779	105.3	4:41.596	24-	25.315	95.5	37.563	107.5	1:02.878
29	James LODGE					KRP / Earnshaws Motorcycles					
1-	25.781	96.6	39.808	109.5	1:05.589	12-	24.318	97.4	37.758	110.2	1:02.076
2-	25.356	97.5	37.676	109.3	1:03.032	13-	24.266	97.5	36.497	110.7	1:00.763
3-	24.945	97.5	36.783	110.6	1:01.728	14-	24.263	97.7	36.639	111.3	1:00.902
4-	3:49.143	96.3	37.493	110.7	4:26.636	15-	24.895	80.9	39.623	109.8	1:04.518
5-	24.550	97.3	37.069	111.5	1:01.619	16-	24.362	97.7	36.390	110.9	1:00.752
6-	24.421	99.0	36.801	111.8	1:01.222	17-	24.293	97.8	36.525	109.7	1:00.818
7-	24.787	97.4	36.829	110.4	1:01.616	18-	24.437	97.3	36.275	110.2	1:00.712
8-	24.423	97.1	36.950	110.6	1:01.373	19-	24.301	97.7	36.575	110.7	1:00.876
9-	3:18.381	94.3	37.655	110.2	3:56.036	20-	24.209	97.7	40.749	110.7	1:04.958
10-	24.800	96.8	36.903	110.2	1:01.703	21-	24.226	97.7	36.603	110.4	1:00.829
11-	24.504	96.4	36.586	110.6	1:01.090	22-	24.445	96.8	36.876	109.8	1:01.321
35	Elliot LODGE					C Spike Racing					
1-	28.837	94.0	40.121	106.9	1:08.958	10-	25.958	96.0	38.589	107.5	1:04.547
2-	27.301	93.7	40.137	108.1	1:07.438	11-	25.902	93.3	39.167	107.2	1:05.069
3-	26.724	94.8	40.446	107.5	1:07.170	12-	26.164	93.7	39.714	108.2	1:05.878
4-	26.470	94.4	39.258	108.1	1:05.728	13-	25.949	95.7	40.511	107.2	1:06.460
5-	26.195	95.7	39.104	108.2	1:05.299	14-	26.083	95.1	39.619	107.5	1:05.702
6-	26.023	96.3	38.749	108.2	1:04.772	15-	4:10.615	93.5	40.665	108.2	4:51.280
7-	25.803	96.0	39.421	107.2	1:05.224	16-	25.874	95.1	38.928	107.5	1:04.802
8-	3:25.707	94.8	40.588	107.2	4:06.295	17-	25.910	94.0	39.366	107.0	1:05.276
9-	26.041	95.9	39.431	102.8	1:05.472						
41	Shaun WINFIELD					C TAG Triumph					
1-	26.286	95.7	38.898	106.9	1:05.184	9-	25.310	94.8	38.339	105.0	1:03.649
2-	26.003	95.5	38.085	106.0	1:04.088	10-	4:43.281	92.9	39.295	105.5	5:22.576
3-	25.420	95.1	38.544	106.7	1:03.964	11-	25.130	94.8	38.035	106.0	1:03.165
4-	25.100	95.1	37.796	105.5	1:02.896	12-	25.141	95.7	37.929	105.2	1:03.070
5-	25.100	96.0	37.837	106.5	1:02.937	13-	24.814	94.5	37.560	105.7	1:02.374
6-	25.160	95.9	37.875	105.2	1:03.035	14-	24.809	95.1	37.524	104.9	1:02.333
7-	5:21.502	93.9	39.580	104.4	6:01.082	15-	25.069	94.9	37.860	104.2	1:02.929
8-	25.838	93.9	38.681	105.2	1:04.519						
46	Ross WALKER					C Ross Walker Racing					
1-	27.110	92.1	39.379	104.7	1:06.489	12-	25.380	95.1	37.985	106.3	1:03.365
2-	2:33.928	93.5	38.521	105.7	3:12.449	13-	25.527	93.9	37.902	106.0	1:03.429
3-	25.296	94.1	38.013	105.5	1:03.309	14-	25.343	94.3	38.066	106.3	1:03.409

Mallory Park - BSB
Circuit Length = 1.4100 miles
Start: 09:30 End: 10:01

Weather / Track : Cloudy / Dry

2009 Relentless British 125GP Championship & ACU Academy Cup

QUALIFYING 1 - SECTOR ANALYSIS

4-	25.240	94.1	38.129	106.9	1:03.369	15-	26.622	83.4	38.687	106.5	1:05.309
5-	25.342	93.2	37.858	105.2	1:03.200	16-	25.371	94.1	38.314	104.4	1:03.685
6-	25.496	93.9	37.907	105.0	1:03.403	17-	25.267	94.4	37.985	105.5	1:03.252
7-	25.021	94.3	37.871	104.9	1:02.892	18-	25.881	92.1	39.167	105.5	1:05.048
8-	25.721	89.1	39.321	104.9	1:05.042	19-	25.195	94.9	37.864	105.0	1:03.059
9-	25.135	94.4	38.108	106.3	1:03.243	20-	25.322	94.1	38.465	105.0	1:03.787
10-	25.057	95.5	37.426	105.7	1:02.483	21-	25.075	94.5	37.990	106.2	1:03.065
11-	4:17.982	91.4	39.183	105.2	4:57.165						
50	Tim HASTINGS C KRP / Bradley Smith Racing										
1-	26.234	98.7	39.220	110.7	1:05.454	12-	24.541	99.4	36.771	110.2	1:01.312
2-	26.504	97.4	38.188	110.7	1:04.692	13-	24.412	99.3	36.594	110.6	1:01.006
3-	25.118	98.8	37.711	109.8	1:02.829	14-	24.195	99.7	36.957	110.2	1:01.152
4-	3:14.148	96.4	37.865	109.1	3:52.013	15-	24.491	99.3	37.168	110.6	1:01.659
5-	25.034	98.3	37.207	110.9	1:02.241	16-	24.556	99.1	36.734	111.3	1:01.290
6-	25.008	99.1	37.226	111.3	1:02.234	17-	2:21.489	95.2	38.061	109.7	2:59.550
7-	3:39.981	96.4	37.948	110.0	4:17.929	18-	24.410	99.6	36.910	110.0	1:01.320
8-	24.922	99.0	37.142	109.8	1:02.064	19-	24.492	99.3	36.293	110.2	1:00.785
9-	24.760	98.4	37.066	109.7	1:01.826	20-	24.839	99.6	37.100	111.1	1:01.939
10-	24.454	98.8	37.281	108.9	1:01.735	21-	24.958	98.3	36.421	110.6	1:01.379
11-	24.917	97.3	36.617	110.0	1:01.534						
52	Adam BLACKLOCK C Repli-Cast UK										
1-	26.160	95.3	38.988	109.7	1:05.148	11-	24.839	98.0	37.297	109.3	1:02.136
2-	24.970	98.4	37.714	108.4	1:02.684	12-	3:12.760	92.9	38.985	108.6	3:51.745
3-	24.997	98.7	37.904	108.1	1:02.901	13-	25.048	97.1	37.293	109.3	1:02.341
4-	25.225	96.1	37.672	109.5	1:02.897	14-	25.076	97.3	37.360	109.5	1:02.436
5-	24.779	98.3	37.113	110.7	1:01.892	15-	24.830	98.5	37.556	109.1	1:02.386
6-	3:20.824	93.9	38.426	107.5	3:59.250	16-	24.705	99.1	37.140	109.7	1:01.845
7-	25.817	93.7	37.551	110.4	1:03.368	17-	24.635	98.1	36.862	110.2	1:01.497
8-	25.537	98.8	38.666	101.8	1:04.203	18-	3:01.064	93.3	39.531	107.5	3:40.595
9-	26.156	88.4	37.549	109.8	1:03.705	19-	24.975	96.6	37.011	109.5	1:01.986
10-	24.823	98.8	37.256	109.3	1:02.079	20-	24.729	97.0	36.931	108.2	1:01.660
53	Corey LEWIS C Corey Lewis Racing										
1-	26.284	95.7	40.619	108.1	1:06.903	10-	27.658	94.5	38.564	107.5	1:06.222
2-	26.302	95.7	38.786	107.9	1:05.088	11-	25.171	97.1	40.314	107.4	1:05.485
3-	25.364	97.1	38.042	107.4	1:03.406	12-	25.430	96.6	37.787	107.0	1:03.217
4-	25.612	96.3	38.289	107.5	1:03.901	13-	25.387	96.6	38.094	107.2	1:03.481
5-	25.313	96.6	37.732	107.4	1:03.045	14-	25.251	97.4	37.541	107.9	1:02.792
6-	25.396	95.9	38.048	107.5	1:03.444	15-	25.219	97.7	37.816	108.4	1:03.035
7-	25.282	97.1	37.670	106.9	1:02.952	16-	5:38.551	94.1	39.687	106.5	6:18.238
8-	25.804	95.5	37.999	107.7	1:03.803	17-	25.748	96.3	39.322	108.8	1:05.070
9-	25.686	95.3	38.604	108.1	1:04.290	18-	25.464	91.9	38.956	109.1	1:04.420
61	Paul JORDAN KRP / Bradley Smith Racing										
1-	3:40.629	90.7	38.888	111.1	4:19.517	11-	24.657	99.1	38.041	111.8	1:02.698
2-	26.352	97.8	38.280	109.3	1:04.632	12-	24.909	99.4	37.453	111.5	1:02.362
3-	25.266	96.7	37.629	111.1	1:02.895	13-	24.476	99.6	36.742	111.8	1:01.218
4-	24.899	99.0	37.586	111.3	1:02.485	14-	24.784	100.2	37.189	111.7	1:01.973
5-	25.139	98.3	38.362	85.5	1:03.501	15-	24.609	99.3	39.599	111.1	1:04.208
6-	29.985	81.0	38.316	111.7	1:08.301	16-	24.596	99.3	37.776	110.2	1:02.372
7-	24.646	99.9	38.189	111.8	1:02.835	17-	2:02.272	71.3	39.660	110.9	2:41.932
8-	24.823	99.0	37.449	111.3	1:02.272	18-	24.963	99.3	37.498	111.3	1:02.461
9-	24.775	99.3	37.452	111.7	1:02.227	19-	24.965	98.5	37.137	110.4	1:02.102
10-	3:11.139	89.7	39.343	109.3	3:50.482	20-	24.737	98.5	37.261	110.7	1:01.998
66	Tom HAYWARD KRP / Daniel Weston Racing										
1-	27.072	97.4	39.545	109.7	1:06.617	13-	24.842	98.8	36.920	110.7	1:01.762
2-	26.145	97.5	38.932	110.6	1:05.077	14-	25.707	98.7	37.450	108.9	1:03.157
3-	25.977	96.6	38.148	109.8	1:04.125	15-	24.959	97.4	37.191	109.8	1:02.150
4-	25.527	97.8	38.202	109.1	1:03.729	16-	24.729	97.5	36.965	110.4	1:01.694
5-	26.731	97.3	38.245	108.9	1:04.976	17-	24.492	98.0	36.882	111.1	1:01.374
6-	25.314	97.4	37.686	110.0	1:03.000	18-	25.105	97.0	37.279	109.8	1:02.384
7-	25.201	97.7	37.449	109.8	1:02.650	19-	24.681	97.7	36.868	109.7	1:01.549

Mallory Park - BSB
Circuit Length = 1.4100 miles
Start: 09:30 End: 10:01

MCRCB BULLETIN TK002

2009 Relentless British 125GP Championship & ACU Academy Cup

QUALIFYING 1 - SECTOR ANALYSIS

8-	25.126	98.0	37.421	110.6	1:02.547	20-	24.545	98.3	36.695	109.5	1:01.240
9-	26.379	96.0	37.551	110.2	1:03.930	21-	2:05.133	95.9	38.455	108.1	2:43.588
10-	3:52.646	92.7	39.634	107.4	4:32.280	22-	24.861	97.5	36.975	109.7	1:01.836
11-	25.560	97.4	37.361	109.7	1:02.921	23-	24.739	97.7	36.715	109.8	1:01.454
12-	25.043	97.3	37.068	110.6	1:02.111						
72	Connor BEHAN					SP125 / Express Forklifts					
1-	25.340	95.7	37.659	106.5	1:02.999	8-	24.269	96.1	36.665	106.7	1:00.934
2-	25.101	96.0	37.343	108.1	1:02.444	9-	24.478	96.3	36.865	106.0	1:01.343
3-	25.340	96.3	37.297	107.0	1:02.637	10-	24.966	93.1	36.727	106.3	1:01.693
4-	24.982	95.2	37.668	107.7	1:02.650	11-	24.458	95.2	37.495	106.5	1:01.953
5-	4:04.414	91.7	38.770	106.0	4:43.184	12-	24.779	95.9	37.102	105.5	1:01.881
6-	24.419	95.9	36.773	107.2	1:01.192	13-	24.652	95.1	36.882	105.8	1:01.534
7-	24.503	96.4	36.873	106.2	1:01.376						
87	Lee COSTELLO					Vent-Axia / www.sp125racing.com					
1-	26.506	94.4	39.622	106.5	1:06.128	13-	24.922	96.1	37.218	107.4	1:02.140
2-	2:28.276	94.3	38.197	107.4	3:06.473	14-	24.931	96.0	37.508	107.9	1:02.439
3-	25.208	95.9	37.252	108.2	1:02.460	15-	25.040	94.8	37.274	108.9	1:02.314
4-	24.978	96.7	38.121	107.9	1:03.099	16-	24.977	95.2	37.231	108.2	1:02.208
5-	25.197	95.9	37.325	107.7	1:02.522	17-	24.562	97.3	37.248	107.9	1:01.810
6-	25.021	95.2	38.676	107.4	1:03.697	18-	25.355	96.3	37.212	108.1	1:02.567
7-	25.072	95.6	37.216	107.5	1:02.288	19-	24.618	95.9	36.969	108.8	1:01.587
8-	25.001	95.6	37.420	107.4	1:02.421	20-	25.168	96.7	37.279	108.4	1:02.447
9-	24.751	95.7	43.441	107.7	1:08.192	21-	24.774	96.4	38.003	106.7	1:02.777
10-	24.983	96.0	37.219	107.9	1:02.202	22-	29.946	87.3	37.662	107.9	1:07.608
11-	24.864	95.9	37.054	107.4	1:01.918	23-	24.780	97.7	37.139	108.2	1:01.919
12-	24.841	95.7	36.923	107.2	1:01.764						
91	Ian STANFORD					Stanford Racing					
1-	28.285	91.7	40.227	103.4	1:08.512	12-	26.250	92.4	38.591	104.7	1:04.841
2-	26.784	93.9	39.330	104.9	1:06.114	13-	3:54.076	92.7	39.802	104.9	4:33.878
3-	27.062	93.6	38.551	104.9	1:05.613	14-	26.537	92.9	39.229	104.9	1:05.766
4-	27.129	92.6	39.332	105.0	1:06.461	15-	26.479	92.7	38.802	104.9	1:05.281
5-	27.449	93.9	39.069	104.2	1:06.518	16-	26.481	92.6	39.733	102.8	1:06.214
6-	26.411	92.6	38.715	105.3	1:05.126	17-	26.690	92.6	38.800	105.2	1:05.490
7-	26.394	93.3	38.738	105.8	1:05.132	18-	26.432	92.7	39.403	103.1	1:05.835
8-	26.374	93.1	38.531	105.3	1:04.905	19-	3:19.757	91.9	39.731	104.0	3:59.488
9-	26.485	91.8	38.527	104.5	1:05.012	20-	26.743	92.9	38.936	103.4	1:05.679
10-	26.357	92.4	38.948	104.4	1:05.305	21-	26.369	93.7	38.563	103.7	1:04.932
11-	26.519	92.6	38.504	105.2	1:05.023						
99	Kasey WYATT					C Repli-Cast UK					
1-	27.885	92.8	40.778	103.9	1:08.663	8-	26.708	92.7	39.784	106.2	1:06.492
2-	27.241	92.1	40.742	104.5	1:07.983	9-	26.330	93.7	39.254	106.2	1:05.584
3-	27.126	93.9	40.334	105.5	1:07.460	10-	4:21.089	62.1	41.741	105.3	5:02.830
4-	2:16.887	92.8	39.612	105.8	2:56.499	11-	26.158	93.1	38.888	105.2	1:05.046
5-	26.624	92.3	39.138	106.7	1:05.762	12-	26.579	94.0	39.004	106.2	1:05.583
6-	26.474	93.6	40.433	106.9	1:06.907	13-	26.266	94.3	39.232	105.8	1:05.498
7-	26.731	91.3	39.439	105.7	1:06.170	14-	26.006	93.2	38.748	105.3	1:04.754

Mallory Park - BSB
Circuit Length = 1.4100 miles
Start: 09:30 End: 10:01

Weather / Track : Cloudy / Dry

MCRCB BULLETIN TK003

2009 Relentless British 125GP Championship & ACU Academy Cup

QUALIFYING 1 - SPEED TRAPS

SECTOR 1				SECTOR 2			FINISH LINE			
POS	NO	NAME	MPH	NO	NAME	MPH	NO	NAME	MPH	
1	61	Paul JORDAN	100.2				29	James LODGE	111.8	
2	6	Martin GLOSSOP	99.7				61	Paul JORDAN	111.8	
3	50	Tim HASTINGS	99.7				6	Martin GLOSSOP	111.7	
4	52	Adam BLACKLOCK	99.1				50	Tim HASTINGS	111.3	
5	29	James LODGE	99.0				66	Tom HAYWARD	111.1	
6	13	Rob GUIVER	98.8				52	Adam BLACKLOCK	110.7	
7	66	Tom HAYWARD	98.8				2	Robbie STEWART	110.4	
8	16	Shaun HORSMAN	98.5				13	Rob GUIVER	110.2	
9	8	Brian CLARK	98.1				8	Brian CLARK	109.7	
10	2	Robbie STEWART	97.7				27	Catherine GREEN	109.5	
11	53	Corey LEWIS	97.7				17	John McPHEE	109.3	
12	87	Lee COSTELLO	97.7				19	Michael HILL	109.1	
13	27	Catherine GREEN	97.5				53	Corey LEWIS	109.1	
14	11	Tom WEEDEN	97.4				16	Shaun HORSMAN	108.9	
15	26	Nicole McALEER	97.3				87	Lee COSTELLO	108.9	
16	28	Jon VINCENT	96.8				11	Tom WEEDEN	108.6	
17	17	John McPHEE	96.7				26	Nicole McALEER	108.6	
18	19	Michael HILL	96.7				28	Jon VINCENT	108.4	
19	72	Connor BEHAN	96.4				22	Matthew PAULO	108.2	
20	10	Peter SUTHERLAND	96.3				35	Elliot LODGE	108.2	
21	35	Elliot LODGE	96.3				72	Connor BEHAN	108.1	
22	41	Shaun WINFIELD	96.0				41	Shaun WINFIELD	107.5	
23	22	Matthew PAULO	95.9				10	Peter SUTHERLAND	107.0	
24	24	Ben BARRETT	95.9				24	Ben BARRETT	106.9	
25	46	Ross WALKER	95.5				46	Ross WALKER	106.9	
26	9	Niall CAMPBELL	94.8				99	Kasey WYATT	106.9	
27	18	Danny SMITH	94.3				9	Niall CAMPBELL	106.7	
28	99	Kasey WYATT	94.3				4	Philip WAKEFIELD	106.2	
29	4	Philip WAKEFIELD	94.0				91	Ian STANFORD	105.8	
30	91	Ian STANFORD	93.9				18	Danny SMITH	104.7	
31	21	Tom STANFORD	91.9				21	Tom STANFORD	104.2	

Weather / Track : Cloudy / Dry

www.tsl-timing.com

Mallory Park - BSB
Circuit Length = 1.4100 miles
Start: 09:30 End: 10:01

Printed - 10.03 Saturday, 18 July 2009

MCRCB BULLETIN TK004

2009 Relentless British 125GP Championship & ACU Academy Cup

QUALIFYING 1 - BEST SECTOR TIMES

SECTOR 1			SECTOR 2			IDEAL / BEST COMPARISON						
POS	NO	NAME	TIME	NO	NAME	TIME	POS	NO	NAME	IDEAL	BEST	DIFF
1	6	GLOSSOP	24.129	13	GUIVER	36.084	1	13	GUIVER	1:00.331	1:00.347	0.016
2	50	HASTINGS	24.195	6	GLOSSOP	36.265	2	6	GLOSSOP	1:00.394	1:00.394	0.000
3	29	LODGE	24.209	29	LODGE	36.275	3	29	LODGE	1:00.484	1:00.712	0.228
4	13	GUIVER	24.247	50	HASTINGS	36.293	4	50	HASTINGS	1:00.488	1:00.785	0.297
5	72	BEHAN	24.269	2	STEWART	36.366	5	2	STEWART	1:00.821	1:00.821	0.000
6	2	STEWART	24.455	16	HORSMAN	36.662	6	72	BEHAN	1:00.934	1:00.934	0.000
7	16	HORSMAN	24.465	72	BEHAN	36.665	7	16	HORSMAN	1:01.127	1:01.175	0.048
8	61	JORDAN	24.476	66	HAYWARD	36.695	8	66	HAYWARD	1:01.187	1:01.240	0.053
9	66	HAYWARD	24.492	61	JORDAN	36.742	9	61	JORDAN	1:01.218	1:01.218	0.000
10	87	COSTELLO	24.562	52	BLACKLOCK	36.862	10	87	COSTELLO	1:01.485	1:01.587	0.102
11	52	BLACKLOCK	24.635	87	COSTELLO	36.923	11	52	BLACKLOCK	1:01.497	1:01.497	0.000
12	4	WAKEFIELD	24.673	4	WAKEFIELD	37.024	12	4	WAKEFIELD	1:01.697	1:01.711	0.014
13	22	PAULO	24.744	19	HILL	37.059	13	8	CLARK	1:02.016	1:02.141	0.125
14	41	WINFIELD	24.809	8	CLARK	37.206	14	19	HILL	1:02.091	1:02.116	0.025
15	8	CLARK	24.810	28	VINCENT	37.330	15	22	PAULO	1:02.099	1:02.099	0.000
16	11	WEEDEN	24.877	22	PAULO	37.355	16	28	VINCENT	1:02.333	1:02.692	0.359
17	27	GREEN	24.899	46	WALKER	37.426	17	41	WINFIELD	1:02.333	1:02.333	0.000
18	28	VINCENT	25.003	11	WEEDEN	37.487	18	11	WEEDEN	1:02.364	1:02.603	0.239
19	46	WALKER	25.021	27	GREEN	37.491	19	27	GREEN	1:02.390	1:02.532	0.142
20	19	HILL	25.032	41	WINFIELD	37.524	20	46	WALKER	1:02.447	1:02.483	0.036
21	53	LEWIS	25.171	53	LEWIS	37.541	21	53	LEWIS	1:02.712	1:02.792	0.080
22	24	BARRETT	25.220	24	BARRETT	37.598	22	24	BARRETT	1:02.818	1:02.963	0.145
23	18	SMITH	25.284	26	McALEER	37.716	23	26	McALEER	1:03.034	1:03.150	0.116
24	26	McALEER	25.318	18	SMITH	38.060	24	18	SMITH	1:03.344	1:03.344	0.000
25	17	McPHEE	25.545	91	STANFORD	38.504	25	17	McPHEE	1:04.211	1:04.211	0.000
26	9	CAMPBELL	25.702	9	CAMPBELL	38.580	26	9	CAMPBELL	1:04.282	1:04.496	0.214
27	35	LODGE	25.803	35	LODGE	38.589	27	35	LODGE	1:04.392	1:04.547	0.155
28	99	WYATT	26.006	17	McPHEE	38.666	28	91	STANFORD	1:04.754	1:04.841	0.087
29	10	SUTHERLAND	26.192	99	WYATT	38.748	29	99	WYATT	1:04.754	1:04.754	0.000
30	91	STANFORD	26.250	21	STANFORD	39.251	30	21	STANFORD	1:05.704	1:06.187	0.483
31	21	STANFORD	26.453	10	SUTHERLAND	40.298	31	10	SUTHERLAND	1:06.490	3:45.028	2:38.538
										Perfect lap		1:00.213

MCRCB BULLETIN TK022

2009 Relentless British 125GP Championship & ACU Academy Cup QUALIFYING 2 - COMBINED CLASSIFICATION

POS	NO	CL	NAME	ENTRY	FIRST		SECOND		GAP	DIFF
					TIME	LAPS	TIME	LAPS		
1	13		Rob GUIVER	Honda - SP125 / RG Racing	1:00.347	17	1:00.368	22		
2	6		Martin GLOSSOP	Seel Honda - KRP / Bradley Smith Racing	1:00.394	20	1:00.826	19	0.047	0.047
3	29		James LODGE	Honda - KRP / Earnshaws Motorcycles	1:00.712	22	1:00.482	25	0.135	0.088
4	72		Connor BEHAN	Honda - SP125 / Express Forklifts	1:00.934	13	1:00.616	23	0.269	0.134
5	50	C	Tim HASTINGS	Honda - KRP / Bradley Smith Racing	1:00.785	21	1:01.240	24	0.438	0.169
6	2		Robbie STEWART	Honda - Repli-Cast UK	1:00.821	23	1:01.200	10	0.474	0.036
7	87		Lee COSTELLO	Honda - Vent-Axia / www.sp125racing.com	1:01.587	23	1:00.845	26	0.498	0.024
8	66		Tom HAYWARD	Honda - KRP / Daniel Weston Racing	1:01.240	23	1:00.982	24	0.635	0.137
9	61		Paul JORDAN	Honda - KRP / Bradley Smith Racing	1:01.218	20	1:01.137	23	0.790	0.155
10	16		Shaun HORSMAN	Honda - Symitry I.T. North	1:01.175	21	1:01.508	22	0.828	0.038
11	52	C	Adam BLACKLOCK	Honda - Repli-Cast UK	1:01.497	20	1:02.018	10	1.150	0.322
12	8		Brian CLARK	Honda - Banks Racing/Express Racewear	1:02.141	24	1:01.643	27	1.296	0.146
13	4		Philip WAKEFIELD	Honda - PWR / Sandbach Scrap Metal	1:01.711	21	1:02.036	23	1.364	0.068
14	19		Michael HILL	Honda - TABOO Motorsport	1:02.116	23	1:02.038	22	1.691	0.327
15	22	C	Matthew PAULO	Honda - Paulo Racing	1:02.099	16	1:02.560	21	1.752	0.061
16	11	C	Tom WEEDEN	Honda - TABOO Motorsport Junior Team	1:02.603	25	1:02.158	8	1.811	0.059
17	41	C	Shaun WINFIELD	Honda - TAG Triumph	1:02.333	15	1:02.354	17	1.986	0.175
18	46	C	Ross WALKER	Honda - Ross Walker Racing	1:02.483	21	1:03.004	21	2.136	0.150
19	53	C	Corey LEWIS	Honda - Corey Lewis Racing	1:02.792	18	1:02.526	23	2.179	0.043
20	27		Catherine GREEN	Honda - www.cgracing27.co.uk	1:02.532	19	1:02.762	19	2.185	0.006
21	28		Jon VINCENT	Honda - Molly / GRF Heavy Transport	1:02.692	24	1:02.754	23	2.345	0.160
22	10	C	Peter SUTHERLAND	Aprillia - Kinpac Racing	3:45.028	2	1:02.757	22	2.410	0.065
23	17	C	John McPHEE	Honda - McPhee Racing	1:04.211	20	1:02.815	22	2.468	0.058
24	24		Ben BARRETT	Honda - SP125Racing / Lowerdale Autos	1:02.963	22	1:02.937	22	2.590	0.122
25	26	C	Nicole McALEER	Honda - Megabikes.ie	1:03.150	24	1:03.024	25	2.677	0.087
26	18		Danny SMITH	Honda - Gerald Brown Racing	1:03.344	17	1:03.205	20	2.858	0.181
27	91		Ian STANFORD	Honda - Stanford Racing	1:04.841	21	1:04.126	24	3.779	0.921
28	99	C	Kasey WYATT	Honda - Repli-Cast UK	1:04.754	14	1:04.201	20	3.854	0.075
29	9	C	Niall CAMPBELL	Honda - Kinpac Racing	1:04.496	21	1:04.554	19	4.149	0.295
30	35	C	Elliot LODGE	Honda - Spike Racing	1:04.547	17	1:04.769	17	4.200	0.051
31	21		Tom STANFORD	Honda - Stanford Racing	1:06.187	17	1:05.931	14	5.584	1.384

QUALIFICATION MAXIMA (110% of 1:00.347) = 1:06.381

Weather / Track : Cloudy / Dry

These results are provisional until the conclusion of any judicial and technical matters.

Mallory Park - BSB
Circuit Length = 1.4100 miles
Start: 13:50 End: 14:21

Race Director :	Stewards :	Timekeeper :
-----------------	------------	--------------

MCRCB BULLETIN TK023

2009 Relentless British 125GP Championship & ACU Academy Cup QUALIFYING 2 - CLASSIFICATION

POS	NO	CL	NAME	ENTRY	TIME	ON	LAPS	GAP	DIFF	MPH
1	13		Rob GUIVER	Honda - SP125 / RG Racing	1:00.368	17	22			84.08
2	29		James LODGE	Honda - KRP / Earnshaws Motorcycles	1:00.482	25	25	0.114	0.114	83.92
3	72		Connor BEHAN	Honda - SP125 / Express Forklifts	1:00.616	20	23	0.248	0.134	83.74
4	6		Martin GLOSSOP	Seel Honda - KRP / Bradley Smith Racing	1:00.826	10	19	0.458	0.210	83.45
5	87		Lee COSTELLO	Honda - Vent-Axia / www.sp125racing.com	1:00.845	25	26	0.477	0.019	83.42
6	66		Tom HAYWARD	Honda - KRP / Daniel Weston Racing	1:00.982	20	24	0.614	0.137	83.23
7	61		Paul JORDAN	Honda - KRP / Bradley Smith Racing	1:01.137	6	23	0.769	0.155	83.02
8	2		Robbie STEWART	Honda - Repli-Cast UK	1:01.200	10	10	0.832	0.063	82.94
9	50	C	Tim HASTINGS	Honda - KRP / Bradley Smith Racing	1:01.240	12	24	0.872	0.040	82.88
10	16		Shaun HORSMAN	Honda - Symitry I.T. North	1:01.508	21	22	1.140	0.268	82.52
11	8		Brian CLARK	Honda - Banks Racing/Express Racewear	1:01.643	24	27	1.275	0.135	82.34
12	52	C	Adam BLACKLOCK	Honda - Repli-Cast UK	1:02.018	5	10	1.650	0.375	81.84
13	4		Philip WAKEFIELD	Honda - PWR / Sandbach Scrap Metal	1:02.036	18	23	1.668	0.018	81.82
14	19		Michael HILL	Honda - TABOO Motorsport	1:02.038	17	22	1.670	0.002	81.82
15	11	C	Tom WEEDEN	Honda - TABOO Motorsport Junior Team	1:02.158	4	8	1.790	0.120	81.66
16	41	C	Shaun WINFIELD	Honda - TAG Triumph	1:02.354	5	17	1.986	0.196	81.40
17	53	C	Corey LEWIS	Honda - Corey Lewis Racing	1:02.526	16	23	2.158	0.172	81.18
18	22	C	Matthew PAULO	Honda - Paulo Racing	1:02.560	16	21	2.192	0.034	81.13
19	28		Jon VINCENT	Honda - Molly / GRF Heavy Transport	1:02.754	20	23	2.386	0.194	80.88
20	10	C	Peter SUTHERLAND	Aprillia - Kinpac Racing	1:02.757	13	22	2.389	0.003	80.88
21	27		Catherine GREEN	Honda - www.cgracing27.co.uk	1:02.762	14	19	2.394	0.005	80.87
22	17	C	John McPHEE	Honda - McPhee Racing	1:02.815	22	22	2.447	0.053	80.80
23	24		Ben BARRETT	Honda - SP125Racing / Lowerdale Autos	1:02.937	20	22	2.569	0.122	80.65
24	46	C	Ross WALKER	Honda - Ross Walker Racing	1:03.004	13	21	2.636	0.067	80.56
25	26	C	Nicole McALEER	Honda - Megabikes.ie	1:03.024	18	25	2.656	0.020	80.54
26	18		Danny SMITH	Honda - Gerald Brown Racing	1:03.205	19	20	2.837	0.181	80.31
27	91		Ian STANFORD	Honda - Stanford Racing	1:04.126	5	24	3.758	0.921	79.15
28	99	C	Kasey WYATT	Honda - Repli-Cast UK	1:04.201	20	20	3.833	0.075	79.06
29	9	C	Niall CAMPBELL	Honda - Kinpac Racing	1:04.554	19	19	4.186	0.353	78.63
30	35	C	Elliot LODGE	Honda - Spike Racing	1:04.769	8	17	4.401	0.215	78.37
31	21		Tom STANFORD	Honda - Stanford Racing	1:05.931	11	14	5.563	1.162	76.99

Weather / Track : Cloudy / Dry

These results are provisional until the conclusion of any judicial and technical matters.

Mallory Park - BSB
Circuit Length = 1.4100 miles
Start: 13:50 End: 14:21

Race Director :	Stewards :	Timekeeper :
-----------------	------------	--------------

MCRCB BULLETIN TK024

2009 Relentless British 125GP Championship & ACU Academy Cup

QUALIFYING 2 - SECTOR ANALYSIS

2	Robbie STEWART					Repli-Cast UK					
1-	26.736	93.5	39.704	106.0	1:06.440	6-	18:28.603	90.1	41.055	105.5	19:09.658
2-	25.514	96.7	38.168	107.4	1:03.682	7-	25.709	94.7	40.920	107.7	1:06.629
3-	25.327	96.4	38.677	107.5	1:04.004	8-	24.835	97.4	37.090	108.6	1:01.925
4-	26.459	95.6	39.449	105.5	1:05.908	9-	24.970	96.4	41.347	108.2	1:06.317
5-	26.094	94.7	38.189	107.5	1:04.283	10-	24.486	96.4	36.714	107.9	1:01.200
4	Philip WAKEFIELD					PWR / Sandbach Scrap Metal					
1-	26.538	93.1	38.288	103.1	1:04.826	13-	5:11.834	88.7	40.357	101.1	5:52.191
2-	25.497	93.6	38.232	103.9	1:03.729	14-	25.851	92.4	38.215	105.2	1:04.066
3-	25.197	94.7	37.671	103.7	1:02.868	15-	26.432	92.8	37.649	103.2	1:04.081
4-	25.300	94.1	37.758	103.6	1:03.058	16-	25.040	94.3	37.576	104.4	1:02.616
5-	25.173	95.2	38.392	103.9	1:03.565	17-	24.981	93.9	37.319	103.9	1:02.300
6-	25.385	95.5	38.015	103.9	1:03.400	18-	24.787	94.3	37.249	104.2	1:02.036
7-	25.080	93.9	37.832	103.9	1:02.912	19-	25.105	92.7	37.883	104.2	1:02.988
8-	24.943	95.5	37.623	103.4	1:02.566	20-	25.038	93.5	37.356	104.5	1:02.394
9-	25.063	93.7	37.575	103.2	1:02.638	21-	24.914	93.7	37.182	103.9	1:02.096
10-	24.871	94.4	37.461	103.7	1:02.332	22-	25.026	93.6	37.746	105.5	1:02.772
11-	24.962	94.3	38.123	102.9	1:03.085	23-	25.320	92.6	37.607	104.9	1:02.927
12-	24.992	93.7	38.171	101.5	1:03.163						
6	Martin GLOSSOP					KRP / Bradley Smith Racing					
1-	25.101	99.9	37.341	110.6	1:02.442	11-	25.151	98.5	36.598	111.5	1:01.749
2-	24.758	100.2	37.140	111.7	1:01.898	12-	24.332	100.6	36.869	110.7	1:01.201
3-	24.681	100.2	37.456	110.6	1:02.137	13-	24.998	97.5	37.587	108.6	1:02.585
4-	24.863	99.7	37.152	112.4	1:02.015	14-	4:54.804	95.2	37.825	107.0	5:32.629
5-	24.784	99.4	37.833	110.4	1:02.617	15-	24.756	97.3	37.290	108.4	1:02.046
6-	5:30.384	96.0	37.681	110.7	6:08.065	16-	24.659	97.7	36.757	109.5	1:01.416
7-	24.735	98.4	37.256	110.4	1:01.991	17-	24.629	97.8	36.601	108.9	1:01.230
8-	24.444	99.6	37.218	110.7	1:01.662	18-	24.464	98.7	36.435	109.3	1:00.899
9-	24.495	100.2	36.627	111.1	1:01.122	19-	24.746	97.3	36.767	108.1	1:01.513
10-	24.419	99.4	36.407	111.8	1:00.826						
8	Brian CLARK					Banks Racing/Express Racewear					
1-	25.079	97.4	38.506	107.9	1:03.585	15-	25.025	98.3	37.326	107.7	1:02.351
2-	25.364	97.7	37.712	107.4	1:03.076	16-	25.035	97.4	37.170	108.4	1:02.205
3-	25.202	97.5	38.101	108.4	1:03.303	17-	24.777	98.4	36.948	108.2	1:01.725
4-	24.727	98.4	37.564	109.8	1:02.291	18-	24.795	97.7	37.356	108.8	1:02.151
5-	24.819	98.0	37.842	108.1	1:02.661	19-	25.746	96.7	38.080	109.5	1:03.826
6-	24.636	98.5	37.271	108.2	1:01.907	20-	25.030	98.3	37.404	107.9	1:02.434
7-	24.858	98.0	37.184	108.2	1:02.042	21-	25.449	91.6	38.488	107.5	1:03.937
8-	1:46.666	92.7	38.854	107.9	2:25.520	22-	24.821	97.8	37.175	108.4	1:01.996
9-	24.903	96.3	37.694	108.6	1:02.597	23-	24.552	98.3	37.798	110.2	1:02.350
10-	25.364	96.8	37.348	108.1	1:02.712	24-	24.597	98.0	37.046	109.3	1:01.643
11-	24.991	98.0	37.994	107.9	1:02.985	25-	24.765	97.3	37.131	108.6	1:01.896
12-	25.971	88.0	38.704	107.4	1:04.675	26-	24.939	97.3	37.201	108.4	1:02.140
13-	25.136	96.6	37.918	108.2	1:03.054	27-	25.332	97.4	36.967	108.8	1:02.299
14-	25.148	97.3	38.193	106.2	1:03.341						
9	Niall CAMPBELL					C Kinpac Racing					
1-	28.093	93.5	40.344	103.1	1:08.437	11-	26.040	93.2	38.618	103.6	1:04.658
2-	26.725	93.1	39.598	102.1	1:06.323	12-	25.886	93.3	39.081	102.8	1:04.967
3-	26.571	93.3	39.161	102.6	1:05.732	13-	3:18.285	65.0	40.615	101.5	3:58.900
4-	26.293	93.3	39.341	103.6	1:05.634	14-	26.191	93.7	39.134	102.8	1:05.325
5-	26.263	94.4	39.112	104.4	1:05.375	15-	2:32.107	90.4	39.535	102.9	3:11.642
6-	25.906	95.2	39.400	103.4	1:05.306	16-	25.911	92.9	38.688	103.4	1:04.599
7-	3:41.286	90.9	40.114	102.3	4:21.400	17-	26.112	92.7	38.730	102.6	1:04.842
8-	26.536	91.7	39.394	100.8	1:05.930	18-	26.072	93.1	38.633	102.8	1:04.705
9-	25.896	93.6	38.921	102.0	1:04.817	19-	25.943	93.3	38.611	103.9	1:04.554
10-	26.101	92.4	39.090	102.3	1:05.191						
10	Peter SUTHERLAND					C Kinpac Racing					
1-	25.616	97.0	38.806	108.2	1:04.422	12-	25.092	97.3	38.227	108.2	1:03.319
2-	25.478	97.4	39.266	108.4	1:04.744	13-	24.880	97.7	37.877	108.2	1:02.757

Mallory Park - BSB
Circuit Length = 1.4100 miles
Start: 13:50 End: 14:21

Weather / Track : Cloudy / Dry

MCRCB BULLETIN TK024

2009 Relentless British 125GP Championship & ACU Academy Cup

QUALIFYING 2 - SECTOR ANALYSIS

3-	25.282	97.1	38.856	108.2	1:04.138	14-	25.052	96.0	38.111	106.7	1:03.163
4-	25.236	96.8	39.709	108.1	1:04.945	15-	3:59.216	92.4	40.673	87.5	4:39.889
5-	25.017	97.7	38.289	108.4	1:03.306	16-	2:26.363	95.2	39.049	107.5	3:05.412
6-	25.069	97.8	39.371	108.1	1:04.440	17-	25.440	96.4	38.439	108.2	1:03.879
7-	25.142	98.4	38.253	107.9	1:03.395	18-	25.066	96.8	38.569	109.3	1:03.635
8-	25.030	96.6	38.154	107.5	1:03.184	19-	25.716	96.7	38.402	109.1	1:04.118
9-	25.458	96.1	38.443	107.4	1:03.901	20-	26.550	93.6	38.815	106.9	1:05.365
10-	25.304	96.8	38.518	108.2	1:03.822	21-	25.344	96.0	38.934	106.0	1:04.278
11-	25.207	97.3	37.842	108.6	1:03.049	22-	25.252	95.2	39.604	103.9	1:04.856
11	Tom WEEDEN					C	TABOO Motorsport Junior Team				
1-	25.801	97.1	38.025	107.7	1:03.826	5-	25.026	97.3	37.707	107.4	1:02.733
2-	25.139	97.5	37.840	107.5	1:02.979	6-	24.989	97.4	38.059	107.2	1:03.048
3-	25.228	96.7	37.868	108.1	1:03.096	7-	25.275	97.3	38.081	106.7	1:03.356
4-	24.922	98.1	37.236	108.8	1:02.158	8-	25.372	96.7	39.075	103.4	1:04.447
13	Rob GUIVER						SP125 / RG Racing				
1-	25.884	91.4	37.615	110.7	1:03.499	12-	6:29.885	89.8	38.223	110.4	7:08.108
2-	24.527	100.2	37.330	111.3	1:01.857	13-	24.912	98.8	36.831	109.8	1:01.743
3-	24.801	100.0	37.346	109.5	1:02.147	14-	24.662	100.0	38.998	102.0	1:03.660
4-	24.300	99.4	37.038	109.3	1:01.338	15-	25.886	92.4	38.289	107.7	1:04.175
5-	25.610	85.3	39.996	109.3	1:05.606	16-	25.950	81.3	40.614	109.5	1:06.564
6-	24.386	100.2	37.762	102.1	1:02.148	17-	24.314	99.0	36.054	109.8	1:00.368
7-	25.914	93.3	38.716	108.9	1:04.630	18-	24.559	95.5	42.164	99.7	1:06.723
8-	24.543	99.3	37.249	108.2	1:01.792	19-	26.939	80.4	38.388	110.0	1:05.327
9-	24.532	98.7	36.254	109.3	1:00.786	20-	24.401	99.1	36.180	109.7	1:00.581
10-	24.352	99.1	36.257	108.6	1:00.609	21-	24.210	99.4	36.608	108.2	1:00.818
11-	24.226	99.4	36.294	108.8	1:00.520	22-	24.376	99.3	36.745	109.3	1:01.121
16	Shaun HORSMAN						Symitry I.T. North				
1-	26.757	97.0	37.858	108.4	1:04.615	12-	24.730	97.8	38.766	106.9	1:03.496
2-	25.265	97.3	38.022	107.9	1:03.287	13-	24.685	97.3	36.989	106.9	1:01.674
3-	24.494	98.8	38.469	109.1	1:02.963	14-	6:25.140	65.9	46.704	95.7	7:11.844
4-	25.299	97.5	37.948	107.5	1:03.247	15-	31.728	53.5	48.098	107.7	1:19.826
5-	24.493	97.8	37.409	107.4	1:01.902	16-	25.212	97.5	37.371	107.9	1:02.583
6-	24.716	97.8	38.386	106.5	1:03.102	17-	24.667	97.4	37.280	107.9	1:01.947
7-	25.175	97.3	38.410	107.0	1:03.585	18-	28.011	92.1	37.637	108.4	1:05.648
8-	24.743	97.7	37.491	107.4	1:02.234	19-	24.598	97.5	37.800	108.2	1:02.398
9-	26.471	95.1	37.330	107.4	1:03.801	20-	24.700	98.1	37.177	108.4	1:01.877
10-	25.394	87.2	37.569	107.0	1:02.963	21-	24.577	97.8	36.931	107.9	1:01.508
11-	24.913	98.0	38.831	106.9	1:03.744	22-	24.781	98.4	37.261	108.2	1:02.042
17	John McPHEE					C	McPhee Racing				
1-	25.732	96.6	40.306	106.0	1:06.038	12-	25.285	97.4	38.672	107.9	1:03.957
2-	29.766	65.0	56.120	106.0	1:25.886	13-	25.122	96.4	39.852	107.5	1:04.974
3-	30.013	46.3	49.029	107.4	1:19.042	14-	25.235	96.1	44.897	106.3	1:10.132
4-	25.671	96.8	42.635	106.5	1:08.306	15-	26.929	96.1	38.775	107.0	1:05.704
5-	25.725	97.3	38.929	107.0	1:04.654	16-	28.463	88.7	44.201	107.7	1:12.664
6-	25.408	96.3	38.781	108.1	1:04.189	17-	31.031	63.3	45.640	106.5	1:16.671
7-	25.405	97.1	39.324	107.4	1:04.729	18-	25.226	97.1	38.061	108.2	1:03.287
8-	25.564	94.5	39.887	107.4	1:05.451	19-	25.135	96.3	38.155	107.5	1:03.290
9-	27.168	94.7	49.287	70.7	1:16.455	20-	25.178	97.1	38.088	107.7	1:03.266
10-	4:03.993	94.3	40.180	106.9	4:44.173	21-	25.338	96.7	38.196	107.4	1:03.534
11-	30.190	87.6	39.959	107.2	1:10.149	22-	25.107	97.4	37.708	107.7	1:02.815
18	Danny SMITH						Gerald Brown Racing				
1-	25.893	93.5	38.977	102.6	1:04.870	11-	25.348	93.3	38.216	102.5	1:03.564
2-	25.850	93.9	38.981	102.9	1:04.831	12-	26.120	94.5	38.799	102.9	1:04.919
3-	25.475	94.5	38.456	102.9	1:03.931	13-	3:10.534	92.8	39.219	102.9	3:49.753
4-	25.431	93.2	38.461	102.6	1:03.892	14-	25.371	93.7	38.233	103.6	1:03.604
5-	25.711	94.1	38.300	103.1	1:04.011	15-	26.614	76.1	40.871	102.8	1:07.485
6-	25.631	93.9	38.463	102.6	1:04.094	16-	25.297	93.9	38.149	102.9	1:03.446
7-	25.545	94.0	38.245	102.6	1:03.790	17-	2:33.742	92.9	40.490	104.5	3:14.232
8-	25.413	93.7	38.360	102.3	1:03.773	18-	25.506	92.8	38.489	102.9	1:03.995
9-	3:02.259	66.5	40.257	102.3	3:42.516	19-	25.226	93.7	37.979	103.1	1:03.205

Mallory Park - BSB
Circuit Length = 1.4100 miles
Start: 13:50 End: 14:21

Weather / Track : Cloudy / Dry

MCRCB BULLETIN TK024

2009 Relentless British 125GP Championship & ACU Academy Cup

QUALIFYING 2 - SECTOR ANALYSIS

10 -	26.007	93.7	38.441	102.0	1:04.448	20 -	25.332	93.2	38.678	102.9	1:04.010
19	Michael HILL			TABOO Motorsport							
1 -	25.616	95.2	37.594	106.9	1:03.210	12 -	25.264	96.0	37.675	107.2	1:02.939
2 -	25.759	94.7	38.390	106.2	1:04.149	13 -	25.221	96.3	37.323	107.2	1:02.544
3 -	2:00.016	94.9	37.976	106.5	2:37.992	14 -	25.277	95.7	38.184	107.5	1:03.461
4 -	25.543	95.2	42.694	107.7	1:08.237	15 -	25.887	94.9	38.016	108.1	1:03.903
5 -	25.477	95.6	37.878	106.3	1:03.355	16 -	25.122	96.8	37.172	107.4	1:02.294
6 -	25.413	94.8	37.831	106.9	1:03.244	17 -	25.205	96.3	36.833	107.4	1:02.038
7 -	25.495	95.5	38.061	106.9	1:03.556	18 -	24.945	97.1	37.514	106.9	1:02.459
8 -	28.470	69.3	44.054	106.3	1:12.524	19 -	25.466	79.7	42.644	107.2	1:08.110
9 -	25.380	95.5	39.818	106.0	1:05.198	20 -	25.351	90.7	42.595	107.0	1:07.946
10 -	25.522	94.8	37.629	106.7	1:03.151	21 -	25.065	96.1	37.174	106.7	1:02.239
11 -	4:28.627	82.7	43.448	107.0	5:12.075	22 -	25.339	96.0	38.151	106.5	1:03.490
21	Tom STANFORD			Stanford Racing							
1 -	27.125	90.6	40.136	103.6	1:07.261	8 -	26.959	90.0	40.198	100.5	1:07.157
2 -	26.573	92.6	40.024	103.4	1:06.597	9 -	6:52.422	82.5	40.990	101.5	7:33.412
3 -	26.525	92.9	39.712	103.2	1:06.237	10 -	26.752	90.6	39.979	101.1	1:06.731
4 -	26.426	91.1	40.062	103.2	1:06.488	11 -	26.558	90.8	39.373	102.1	1:05.931
5 -	26.853	92.2	40.005	103.4	1:06.858	12 -	26.520	91.4	39.834	101.2	1:06.354
6 -	26.873	90.6	40.162	101.5	1:07.035	13 -	26.402	90.7	39.786	101.2	1:06.188
7 -	26.523	90.9	40.678	98.3	1:07.201	14 -	26.669	91.6	41.195	95.9	1:07.864
22	Matthew PAULO			C Paulo Racing							
1 -	27.107	93.1	38.788	105.0	1:05.895	12 -	25.124	95.5	37.847	101.1	1:02.971
2 -	25.487	95.5	37.998	106.0	1:03.485	13 -	24.969	94.1	38.012	101.2	1:02.981
3 -	25.689	94.9	38.595	105.3	1:04.284	14 -	25.110	94.1	37.816	104.0	1:02.926
4 -	25.675	95.6	39.004	104.9	1:04.679	15 -	25.410	94.8	37.728	102.5	1:03.138
5 -	26.222	95.6	38.144	104.7	1:04.366	16 -	25.065	96.3	37.495	101.5	1:02.560
6 -	25.582	96.8	38.375	104.5	1:03.957	17 -	7:40.680	91.7	39.214	106.7	8:19.894
7 -	25.222	95.3	38.204	104.2	1:03.426	18 -	25.512	95.2	37.619	105.2	1:03.131
8 -	25.277	96.7	38.105	105.0	1:03.382	19 -	25.126	94.1	37.559	104.4	1:02.685
9 -	25.022	95.1	37.804	102.0	1:02.826	20 -	24.941	96.1	38.574	104.5	1:03.515
10 -	25.150	95.2	37.861	103.4	1:03.011	21 -	25.329	95.6	37.436	103.7	1:02.765
11 -	25.245	94.9	37.748	103.1	1:02.993						
24	Ben BARRETT			SP125Racing / Lowerdale Autos							
1 -	26.729	94.5	39.109	106.5	1:05.838	12 -	5:36.985	90.6	40.390	104.2	6:17.375
2 -	26.353	95.5	39.701	105.7	1:06.054	13 -	26.296	94.4	38.835	105.0	1:05.131
3 -	25.973	96.3	39.174	105.2	1:05.147	14 -	25.851	94.8	38.372	105.2	1:04.223
4 -	25.938	95.1	38.606	105.5	1:04.544	15 -	25.667	95.5	38.246	105.3	1:03.913
5 -	25.691	96.6	38.435	105.0	1:04.126	16 -	25.541	96.0	38.041	105.3	1:03.582
6 -	25.636	95.6	38.287	104.9	1:03.923	17 -	25.493	95.5	38.330	105.3	1:03.823
7 -	25.806	95.3	38.115	105.3	1:03.921	18 -	25.828	92.6	38.162	105.5	1:03.990
8 -	26.203	96.3	37.964	105.3	1:04.167	19 -	25.588	95.3	38.083	106.2	1:03.671
9 -	25.897	94.9	38.102	105.2	1:03.999	20 -	25.316	95.2	37.621	105.7	1:02.937
10 -	25.547	96.1	37.997	105.2	1:03.544	21 -	25.567	95.6	37.742	105.7	1:03.309
11 -	25.573	95.5	37.992	105.5	1:03.565	22 -	25.228	95.9	38.112	105.2	1:03.340
26	Nicole McALEER			C Megabikes.ie							
1 -	26.547	96.4	38.793	106.9	1:05.340	14 -	25.581	95.9	38.050	107.0	1:03.631
2 -	26.480	97.1	38.880	106.5	1:05.360	15 -	25.548	96.8	38.107	107.0	1:03.655
3 -	25.865	96.6	39.219	105.7	1:05.084	16 -	25.959	95.5	37.968	107.7	1:03.927
4 -	26.222	96.7	38.741	106.0	1:04.963	17 -	25.522	96.7	38.069	106.5	1:03.591
5 -	25.850	96.8	38.569	105.2	1:04.419	18 -	25.212	96.1	37.812	106.0	1:03.024
6 -	25.803	97.1	39.568	105.7	1:05.371	19 -	25.391	96.3	38.789	106.5	1:04.180
7 -	25.939	95.7	38.350	105.7	1:04.289	20 -	25.246	96.3	37.955	107.9	1:03.201
8 -	25.782	96.0	38.480	105.8	1:04.262	21 -	25.104	97.5	38.480	107.2	1:03.584
9 -	25.661	96.3	38.179	106.2	1:03.840	22 -	25.600	96.6	38.618	106.9	1:04.218
10 -	25.562	95.9	38.259	106.2	1:03.821	23 -	25.468	94.7	37.776	105.7	1:03.244
11 -	2:43.151	94.4	38.697	103.7	3:21.848	24 -	25.431	96.4	37.921	106.3	1:03.352
12 -	25.665	96.3	38.299	106.7	1:03.964	25 -	25.529	95.5	38.040	106.5	1:03.569
13 -	25.334	96.4	37.972	106.9	1:03.306						

Mallory Park - BSB
Circuit Length = 1.4100 miles
Start: 13:50 End: 14:21

Weather / Track : Cloudy / Dry

MCRCB BULLETIN TK024

2009 Relentless British 125GP Championship & ACU Academy Cup

QUALIFYING 2 - SECTOR ANALYSIS

27	Catherine GREEN					www.cgracing27.co.uk					
1-	25.937	95.9	39.369	106.5	1:05.306	11-	3:27.296	94.8	39.231	107.5	4:06.527
2-	25.908	96.0	38.710	105.5	1:04.618	12-	25.357	97.1	38.297	108.1	1:03.654
3-	25.548	97.4	38.228	106.3	1:03.776	13-	25.121	98.0	37.759	108.4	1:02.880
4-	25.366	97.5	38.153	108.2	1:03.519	14-	24.943	98.0	37.819	109.3	1:02.762
5-	3:19.708	94.0	39.029	107.9	3:58.737	15-	25.081	98.0	37.684	108.9	1:02.765
6-	25.247	97.7	38.383	107.9	1:03.630	16-	25.088	97.5	38.207	108.1	1:03.295
7-	25.183	97.5	38.561	108.8	1:03.744	17-	2:06.509	91.7	38.982	108.9	2:45.491
8-	25.156	97.4	38.035	106.2	1:03.191	18-	25.435	97.4	38.186	108.4	1:03.621
9-	25.191	97.1	37.720	107.7	1:02.911	19-	25.165	97.4	37.947	108.2	1:03.112
10-	25.156	97.4	38.242	106.7	1:03.398						
28	Jon VINCENT					Molly / GRF Heavy Transport					
1-	27.431	91.6	40.673	103.1	1:08.104	13-	25.334	95.1	37.947	103.7	1:03.281
2-	26.206	93.5	38.885	103.9	1:05.091	14-	25.555	94.4	37.816	103.6	1:03.371
3-	26.632	94.0	39.604	103.7	1:06.236	15-	25.392	94.9	37.647	103.2	1:03.039
4-	25.831	94.9	38.686	104.9	1:04.517	16-	26.010	94.7	38.295	104.7	1:04.305
5-	25.897	94.7	38.955	104.0	1:04.852	17-	25.455	94.7	37.616	104.5	1:03.071
6-	25.288	95.6	37.522	105.2	1:02.810	18-	25.468	93.6	37.590	105.3	1:03.058
7-	25.881	93.3	38.328	103.7	1:04.209	19-	25.144	94.0	37.796	105.2	1:02.940
8-	25.286	94.4	37.601	104.0	1:02.887	20-	25.191	94.8	37.563	105.3	1:02.754
9-	25.430	94.3	37.608	105.0	1:03.038	21-	25.459	95.9	37.645	104.4	1:03.104
10-	25.017	96.7	37.892	105.3	1:02.909	22-	25.490	95.1	37.840	104.4	1:03.330
11-	5:04.705	90.8	40.535	102.5	5:45.240	23-	25.311	94.5	37.492	104.5	1:02.803
12-	25.874	93.2	38.011	104.0	1:03.885						
29	James LODGE					KRP / Earnshaws Motorcycles					
1-	25.423	99.0	37.152	109.8	1:02.575	14-	24.908	97.8	36.957	109.8	1:01.865
2-	24.710	97.4	37.565	110.0	1:02.275	15-	24.849	96.7	36.818	110.4	1:01.667
3-	24.825	99.6	37.062	109.5	1:01.887	16-	24.805	97.1	37.387	108.8	1:02.192
4-	24.560	97.8	37.804	110.0	1:02.364	17-	24.427	96.7	37.110	110.0	1:01.537
5-	24.771	95.6	38.165	108.8	1:02.936	18-	24.327	99.0	36.691	110.0	1:01.018
6-	24.312	99.0	56.831	105.8	1:21.143	19-	24.206	98.1	36.566	110.0	1:00.772
7-	4:07.632	94.9	38.565	108.2	4:46.197	20-	24.953	96.7	36.670	110.9	1:01.623
8-	24.778	97.7	37.256	109.5	1:02.034	21-	24.260	99.0	36.955	109.8	1:01.215
9-	24.269	97.7	36.790	109.3	1:01.059	22-	24.405	97.8	36.912	108.9	1:01.317
10-	24.268	98.0	36.863	108.8	1:01.131	23-	25.036	84.4	39.074	108.4	1:04.110
11-	25.000	90.3	37.214	110.2	1:02.214	24-	24.208	97.5	36.436	109.8	1:00.644
12-	24.805	97.1	36.994	109.5	1:01.799	25-	24.239	97.1	36.243	110.9	1:00.482
13-	24.210	98.8	36.686	109.3	1:00.896						
35	Elliot LODGE					C Spike Racing					
1-	26.654	96.3	39.648	108.8	1:06.302	10-	26.159	96.8	43.882	104.4	1:10.041
2-	26.176	97.3	39.518	107.7	1:05.694	11-	27.276	94.0	39.285	107.7	1:06.561
3-	25.673	98.3	39.284	110.0	1:04.957	12-	6:31.940	91.4	40.703	106.5	7:12.643
4-	26.405	98.0	39.445	108.2	1:05.850	13-	26.390	94.4	40.427	104.9	1:06.817
5-	26.343	95.6	40.539	108.1	1:06.882	14-	25.913	96.3	39.321	107.9	1:05.234
6-	26.377	97.4	39.522	107.4	1:05.899	15-	25.881	95.3	38.897	107.9	1:04.778
7-	26.171	97.4	39.667	108.1	1:05.838	16-	25.843	94.5	39.953	106.3	1:05.796
8-	25.711	96.6	39.058	107.2	1:04.769	17-	25.966	96.0	39.504	106.2	1:05.470
9-	31.004	58.5	49.860	108.1	1:20.864						
41	Shaun WINFIELD					C TAG Triumph					
1-	25.903	94.9	38.569	107.5	1:04.472	10-	25.262	94.8	37.868	105.2	1:03.130
2-	25.301	96.6	37.830	105.8	1:03.131	11-	25.106	95.2	38.029	104.7	1:03.135
3-	25.126	94.7	37.716	105.2	1:02.842	12-	4:41.002	70.6	40.890	105.3	5:21.892
4-	24.943	96.1	37.699	106.3	1:02.642	13-	25.389	96.1	38.022	106.3	1:03.411
5-	24.958	96.3	37.396	105.3	1:02.354	14-	25.992	90.1	38.896	98.8	1:04.888
6-	5:03.253	92.1	39.431	104.4	5:42.684	15-	25.702	97.0	37.626	106.7	1:03.328
7-	25.313	94.9	38.084	104.4	1:03.397	16-	25.013	96.1	37.586	108.4	1:02.599
8-	25.001	95.1	37.948	104.7	1:02.949	17-	25.565	96.1	37.937	101.8	1:03.502
9-	25.192	94.5	37.648	105.2	1:02.840						

Mallory Park - BSB
Circuit Length = 1.4100 miles
Start: 13:50 End: 14:21

Weather / Track : Cloudy / Dry

MCRCB BULLETIN TK024

2009 Relentless British 125GP Championship & ACU Academy Cup

QUALIFYING 2 - SECTOR ANALYSIS

46	Ross WALKER		C		Ross Walker Racing						
1-	27.876	92.8	40.392	102.9	1:08.268	12-	25.980	93.3	38.263	103.7	1:04.243
2-	26.615	93.5	39.820	103.4	1:06.435	13-	25.154	94.8	37.850	104.2	1:03.004
3-	26.401	94.4	38.908	103.7	1:05.309	14-	25.525	93.6	38.183	104.2	1:03.708
4-	26.129	94.1	38.873	103.4	1:05.002	15-	25.382	94.3	38.114	105.3	1:03.496
5-	25.732	93.6	39.322	103.9	1:05.054	16-	3:39.008	88.0	40.462	104.0	4:19.470
6-	26.173	95.6	38.487	104.4	1:04.660	17-	25.871	91.4	38.789	104.5	1:04.660
7-	3:25.032	93.9	39.111	104.0	4:04.143	18-	25.429	95.6	38.475	105.5	1:03.904
8-	26.245	92.8	38.720	104.4	1:04.965	19-	25.175	94.3	38.327	104.5	1:03.502
9-	25.258	95.1	38.203	104.5	1:03.461	20-	25.237	94.1	38.044	104.7	1:03.281
10-	25.400	93.7	38.173	104.0	1:03.573	21-	25.343	94.4	38.150	104.2	1:03.493
11-	25.195	95.2	37.964	104.9	1:03.159						
50	Tim HASTINGS		C		KRP / Bradley Smith Racing						
1-	25.438	99.4	37.835	109.3	1:03.273	13-	24.465	100.3	37.245	110.0	1:01.710
2-	25.103	99.9	37.492	109.5	1:02.595	14-	24.461	100.0	37.519	108.8	1:01.980
3-	24.726	99.9	37.454	109.1	1:02.180	15-	24.700	99.1	37.374	108.2	1:02.074
4-	25.074	99.6	37.226	109.7	1:02.300	16-	24.598	100.0	36.747	110.6	1:01.345
5-	24.731	100.5	37.576	109.7	1:02.307	17-	24.717	100.6	36.940	109.5	1:01.657
6-	24.523	100.6	37.549	109.5	1:02.072	18-	25.670	96.4	37.530	110.7	1:03.200
7-	24.988	99.0	37.117	110.4	1:02.105	19-	24.729	99.6	37.405	110.0	1:02.134
8-	25.167	99.7	37.421	109.1	1:02.588	20-	24.812	99.6	37.186	110.4	1:01.998
9-	3:01.737	97.8	37.689	109.7	3:39.426	21-	24.865	97.7	37.233	109.3	1:02.098
10-	24.660	99.4	37.028	110.0	1:01.688	22-	2:15.797	97.5	37.363	109.8	2:53.160
11-	24.724	100.5	37.157	109.7	1:01.881	23-	24.590	100.3	36.843	110.9	1:01.433
12-	24.515	100.3	36.725	110.4	1:01.240	24-	24.757	100.3	37.289	110.0	1:02.046
52	Adam BLACKLOCK		C		Repli-Cast UK						
1-	25.157	95.9	37.654	107.9	1:02.811	6-	4:43.938	95.1	38.096	107.0	5:22.034
2-	24.789	96.8	37.449	108.6	1:02.238	7-	25.033	95.3	37.401	106.2	1:02.434
3-	25.856	97.4	37.666	107.7	1:03.522	8-	25.131	97.1	37.482	106.9	1:02.613
4-	24.870	95.5	37.371	107.4	1:02.241	9-	24.622	97.0	37.541	106.9	1:02.163
5-	24.908	97.4	37.110	107.5	1:02.018	10-	24.800	96.7	37.293	106.9	1:02.093
53	Corey LEWIS		C		Corey Lewis Racing						
1-	28.492	88.1	40.766	96.7	1:09.258	13-	5:00.651	97.5	38.643	106.3	5:39.294
2-	27.351	90.9	39.633	100.2	1:06.984	14-	25.737	95.2	37.793	103.7	1:03.530
3-	26.659	90.6	39.436	102.8	1:06.095	15-	26.057	93.7	37.640	106.2	1:03.697
4-	26.039	94.3	39.409	104.5	1:05.448	16-	25.362	96.0	37.164	106.9	1:02.526
5-	25.812	95.7	38.581	106.5	1:04.393	17-	25.631	92.9	37.692	107.0	1:03.323
6-	25.560	97.1	38.312	106.3	1:03.872	18-	25.310	96.3	37.757	106.2	1:03.067
7-	25.473	97.3	37.903	108.6	1:03.376	19-	25.186	96.1	38.005	105.7	1:03.191
8-	25.552	95.6	37.652	107.5	1:03.204	20-	25.695	95.2	38.703	107.9	1:04.398
9-	25.659	95.7	38.745	103.7	1:04.404	21-	25.249	96.4	37.561	107.2	1:02.810
10-	25.663	93.5	37.890	107.2	1:03.553	22-	25.270	97.4	38.063	107.7	1:03.333
11-	25.108	97.0	38.781	105.0	1:03.889	23-	25.289	97.4	37.525	106.5	1:02.814
12-	25.502	97.4	37.603	105.2	1:03.105						
61	Paul JORDAN		C		KRP / Bradley Smith Racing						
1-	26.252	99.1	37.742	110.9	1:03.994	13-	24.674	99.7	37.473	111.3	1:02.147
2-	25.055	100.3	37.751	110.9	1:02.806	14-	24.557	99.1	37.346	108.8	1:01.903
3-	24.983	99.9	37.441	110.0	1:02.424	15-	24.658	99.6	38.735	101.1	1:03.393
4-	2:15.347	96.6	37.841	110.2	2:53.188	16-	26.689	82.0	39.036	112.2	1:05.725
5-	24.867	99.3	36.817	110.4	1:01.684	17-	24.756	100.0	37.433	111.8	1:02.189
6-	24.498	99.3	36.639	110.6	1:01.137	18-	24.779	99.3	37.141	110.9	1:01.920
7-	24.621	99.1	44.071	94.9	1:08.692	19-	25.194	97.7	44.969	80.2	1:10.163
8-	27.495	80.7	37.171	110.6	1:04.666	20-	27.349	87.8	38.990	110.9	1:06.339
9-	24.540	95.1	38.725	96.0	1:03.265	21-	24.784	98.3	37.365	110.4	1:02.149
10-	3:10.356	59.9	43.286	108.9	3:53.642	22-	24.812	97.8	37.206	110.2	1:02.018
11-	24.896	97.5	38.530	97.8	1:03.426	23-	28.747	68.4	42.024	108.4	1:10.771
12-	26.317	81.9	38.554	110.4	1:04.871						
66	Tom HAYWARD		C		KRP / Daniel Weston Racing						
1-	26.383	96.8	38.832	108.2	1:05.215	13-	24.795	97.4	37.072	107.7	1:01.867

Mallory Park - BSB
Circuit Length = 1.4100 miles
Start: 13:50 End: 14:21

Weather / Track : Cloudy / Dry

2009 Relentless British 125GP Championship & ACU Academy Cup

QUALIFYING 2 - SECTOR ANALYSIS

2-	25.363	98.3	39.611	108.4	1:04.974	14-	24.465	97.4	36.941	108.1	1:01.406
3-	25.259	98.5	37.935	108.1	1:03.194	15-	24.786	97.8	36.823	109.5	1:01.609
4-	25.023	98.0	37.429	108.2	1:02.452	16-	25.637	97.3	37.235	108.1	1:02.872
5-	24.892	99.0	37.449	107.5	1:02.341	17-	24.490	97.4	37.389	107.0	1:01.879
6-	24.728	98.0	36.869	108.6	1:01.597	18-	24.638	96.3	36.948	108.8	1:01.586
7-	24.742	98.1	38.246	107.7	1:02.988	19-	25.557	95.7	37.172	108.9	1:02.729
8-	24.651	97.5	37.079	108.4	1:01.730	20-	24.392	98.1	36.590	109.1	1:00.982
9-	24.432	97.5	36.729	108.8	1:01.161	21-	2:13.918	94.9	38.301	107.0	2:52.219
10-	2:44.288	94.1	38.294	107.0	3:22.582	22-	25.007	96.4	37.143	108.4	1:02.150
11-	24.958	97.4	37.809	108.4	1:02.767	23-	24.278	97.5	36.799	109.1	1:01.077
12-	25.596	97.8	37.484	108.2	1:03.080	24-	24.431	96.7	36.626	108.2	1:01.057
72	Connor BEHAN					SP125 / Express Forklifts					
1-	24.952	97.5	37.527	107.2	1:02.479	13-	24.433	96.8	36.636	106.5	1:01.069
2-	24.791	98.8	37.486	107.5	1:02.277	14-	24.454	96.6	36.453	106.3	1:00.907
3-	24.637	98.1	38.113	106.2	1:02.750	15-	24.243	97.7	36.969	106.7	1:01.212
4-	24.431	98.8	37.135	107.7	1:01.566	16-	24.482	97.7	36.616	106.3	1:01.098
5-	1:42.498	94.5	37.583	108.1	2:20.081	17-	24.522	97.1	37.751	106.7	1:02.273
6-	24.481	96.4	36.748	106.3	1:01.229	18-	24.378	97.0	36.422	106.2	1:00.800
7-	24.193	96.6	36.807	106.3	1:01.000	19-	24.476	96.8	36.353	106.9	1:00.829
8-	25.073	94.8	36.779	105.8	1:01.852	20-	24.257	95.5	36.359	107.9	1:00.616
9-	24.712	92.9	36.891	106.5	1:01.603	21-	24.347	96.8	37.379	106.7	1:01.726
10-	24.513	97.3	36.483	106.3	1:00.996	22-	24.292	97.0	36.622	107.2	1:00.914
11-	24.498	97.7	36.913	106.3	1:01.411	23-	24.281	95.3	36.713	107.0	1:00.994
12-	5:10.768	91.8	37.862	107.0	5:48.630						
87	Lee COSTELLO					Vent-Axia / www.sp125racing.com					
1-	26.221	96.1	38.257	107.5	1:04.478	14-	3:01.335	94.1	37.564	106.5	3:38.899
2-	26.589	95.5	37.686	107.2	1:04.275	15-	24.852	95.2	36.720	107.4	1:01.572
3-	25.203	96.4	37.032	107.0	1:02.235	16-	25.361	95.7	36.854	107.0	1:02.215
4-	24.616	97.4	36.968	107.0	1:01.584	17-	24.446	97.0	36.487	107.2	1:00.933
5-	24.730	96.4	36.673	108.1	1:01.403	18-	24.741	96.6	36.546	107.2	1:01.287
6-	24.792	95.2	36.941	107.4	1:01.733	19-	24.482	97.3	36.438	107.4	1:00.920
7-	25.328	96.7	37.086	107.4	1:02.414	20-	24.602	97.0	36.402	106.9	1:01.004
8-	25.108	95.2	36.803	107.2	1:01.911	21-	24.418	91.9	36.803	107.2	1:01.221
9-	24.567	96.3	36.600	107.0	1:01.167	22-	24.596	96.1	36.488	107.9	1:01.084
10-	24.800	96.3	36.880	106.9	1:01.680	23-	24.794	96.4	38.277	107.0	1:03.071
11-	24.461	97.0	37.085	106.0	1:01.546	24-	24.430	96.6	36.566	109.1	1:00.996
12-	25.512	94.3	37.071	106.0	1:02.583	25-	24.231	97.1	36.614	107.5	1:00.845
13-	24.755	96.4	41.096	106.2	1:05.851	26-	24.664	94.9	36.918	107.5	1:01.582
91	Ian STANFORD					Stanford Racing					
1-	26.790	94.0	39.765	105.2	1:06.555	13-	26.221	93.1	38.735	104.0	1:04.956
2-	26.783	92.2	39.606	105.8	1:06.389	14-	26.150	94.0	38.569	103.6	1:04.719
3-	26.249	92.9	39.207	103.7	1:05.456	15-	26.063	94.0	39.249	103.7	1:05.312
4-	26.301	93.5	39.290	104.7	1:05.591	16-	26.389	93.2	38.466	104.0	1:04.855
5-	26.088	94.5	38.038	106.2	1:04.126	17-	26.023	93.9	38.150	104.5	1:04.173
6-	26.287	95.5	39.207	105.3	1:05.494	18-	3:55.725	92.7	39.627	104.5	4:35.352
7-	25.895	95.3	38.353	104.5	1:04.248	19-	26.295	93.7	38.393	104.5	1:04.688
8-	25.794	94.9	38.520	104.5	1:04.314	20-	26.039	92.9	38.272	104.0	1:04.311
9-	25.806	93.9	38.626	103.9	1:04.432	21-	26.067	93.7	38.272	104.7	1:04.339
10-	26.116	94.1	38.407	104.2	1:04.523	22-	26.335	93.2	38.818	103.7	1:05.153
11-	26.015	94.1	39.315	103.6	1:05.330	23-	25.862	93.7	38.394	103.9	1:04.256
12-	26.158	92.8	39.025	103.9	1:05.183	24-	25.866	94.1	38.264	103.9	1:04.130
99	Kasey WYATT					C Repli-Cast UK					
1-	27.329	91.7	40.334	107.0	1:07.663	11-	2:27.932	93.5	39.148	104.7	3:07.080
2-	26.755	94.3	39.755	106.7	1:06.510	12-	26.048	94.3	38.706	105.8	1:04.754
3-	26.499	94.7	39.819	106.7	1:06.318	13-	1:50.766	93.7	38.867	105.5	2:29.633
4-	26.460	92.6	39.676	105.7	1:06.136	14-	25.833	94.9	38.750	105.5	1:04.583
5-	2:38.004	88.5	43.267	78.7	3:21.271	15-	25.884	95.7	38.334	106.5	1:04.218
6-	28.814	79.8	42.059	105.3	1:10.873	16-	25.830	94.1	38.384	106.2	1:04.214
7-	26.264	93.6	39.812	106.5	1:06.076	17-	2:25.478	68.3	45.592	105.5	3:11.070
8-	26.348	93.2	39.447	106.0	1:05.795	18-	26.369	95.1	38.791	106.3	1:05.160
9-	26.095	94.5	38.960	105.3	1:05.055	19-	25.595	95.1	38.991	104.2	1:04.586

Mallory Park - BSB
Circuit Length = 1.4100 miles
Start: 13:50 End: 14:21

MCRCB BULLETIN TK024

2009 Relentless British 125GP Championship & ACU Academy Cup QUALIFYING 2 - SECTOR ANALYSIS

10 -	25.733	93.2	38.693	105.5	1:04.426	20 -	25.733	94.3	38.468	105.8	1:04.201
------	--------	------	--------	-------	----------	------	--------	------	--------	-------	-----------------

MCRCB BULLETIN TK025

2009 Relentless British 125GP Championship & ACU Academy Cup

QUALIFYING 2 - SPEED TRAPS

SECTOR 1				SECTOR 2			FINISH LINE			
POS	NO	NAME	MPH	NO	NAME	MPH	NO	NAME	MPH	
1	6	Martin GLOSSOP	100.6				6	Martin GLOSSOP	112.4	
2	50	Tim HASTINGS	100.6				61	Paul JORDAN	112.2	
3	61	Paul JORDAN	100.3				13	Rob GUIVER	111.3	
4	13	Rob GUIVER	100.2				29	James LODGE	110.9	
5	29	James LODGE	99.6				50	Tim HASTINGS	110.9	
6	66	Tom HAYWARD	99.0				8	Brian CLARK	110.2	
7	16	Shaun HORSMAN	98.8				35	Elliot LODGE	110.0	
8	72	Connor BEHAN	98.8				66	Tom HAYWARD	109.5	
9	8	Brian CLARK	98.5				10	Peter SUTHERLAND	109.3	
10	10	Peter SUTHERLAND	98.4				27	Catherine GREEN	109.3	
11	35	Elliot LODGE	98.3				16	Shaun HORSMAN	109.1	
12	11	Tom WEEDEN	98.1				87	Lee COSTELLO	109.1	
13	27	Catherine GREEN	98.0				11	Tom WEEDEN	108.8	
14	26	Nicole McALEER	97.5				2	Robbie STEWART	108.6	
15	53	Corey LEWIS	97.5				52	Adam BLACKLOCK	108.6	
16	2	Robbie STEWART	97.4				53	Corey LEWIS	108.6	
17	17	John McPHEE	97.4				41	Shaun WINFIELD	108.4	
18	52	Adam BLACKLOCK	97.4				17	John McPHEE	108.2	
19	87	Lee COSTELLO	97.4				19	Michael HILL	108.1	
20	19	Michael HILL	97.1				72	Connor BEHAN	108.1	
21	41	Shaun WINFIELD	97.0				26	Nicole McALEER	107.9	
22	22	Matthew PAULO	96.8				22	Matthew PAULO	107.5	
23	28	Jon VINCENT	96.7				99	Kasey WYATT	107.0	
24	24	Ben BARRETT	96.6				24	Ben BARRETT	106.5	
25	99	Kasey WYATT	95.9				91	Ian STANFORD	106.2	
26	46	Ross WALKER	95.6				4	Philip WAKEFIELD	105.5	
27	4	Philip WAKEFIELD	95.5				46	Ross WALKER	105.5	
28	91	Ian STANFORD	95.5				28	Jon VINCENT	105.3	
29	9	Niall CAMPBELL	95.2				18	Danny SMITH	104.5	
30	18	Danny SMITH	94.5				9	Niall CAMPBELL	104.4	
31	21	Tom STANFORD	92.9				21	Tom STANFORD	103.6	

Weather / Track : Cloudy / Dry

www.tsl-timing.com

Mallory Park - BSB
Circuit Length = 1.4100 miles
Start: 13:50 End: 14:21

Printed - 14.23 Saturday, 18 July 2009

MCRCB BULLETIN TK026

2009 Relentless British 125GP Championship & ACU Academy Cup


QUALIFYING 2 - BEST SECTOR TIMES

SECTOR 1			SECTOR 2			IDEAL / BEST COMPARISON						
POS	NO	NAME	TIME	NO	NAME	TIME	POS	NO	NAME	IDEAL	BEST	DIFF
1	72	BEHAN	24.193	13	GUIVER	36.054	1	13	GUIVER	1:00.264	1:00.368	0.104
2	29	LODGE	24.206	29	LODGE	36.243	2	29	LODGE	1:00.449	1:00.482	0.033
3	13	GUIVER	24.210	72	BEHAN	36.353	3	72	BEHAN	1:00.546	1:00.616	0.070
4	87	COSTELLO	24.231	87	COSTELLO	36.402	4	87	COSTELLO	1:00.633	1:00.845	0.212
5	66	HAYWARD	24.278	6	GLOSSOP	36.407	5	6	GLOSSOP	1:00.739	1:00.826	0.087
6	6	GLOSSOP	24.332	66	HAYWARD	36.590	6	66	HAYWARD	1:00.868	1:00.982	0.114
7	50	HASTINGS	24.461	61	JORDAN	36.639	7	61	JORDAN	1:01.137	1:01.137	0.000
8	2	STEWART	24.486	2	STEWART	36.714	8	50	HASTINGS	1:01.186	1:01.240	0.054
9	16	HORSMAN	24.493	50	HASTINGS	36.725	9	2	STEWART	1:01.200	1:01.200	0.000
10	61	JORDAN	24.498	19	HILL	36.833	10	16	HORSMAN	1:01.424	1:01.508	0.084
11	8	CLARK	24.552	16	HORSMAN	36.931	11	8	CLARK	1:01.500	1:01.643	0.143
12	52	BLACKLOCK	24.622	8	CLARK	36.948	12	52	BLACKLOCK	1:01.732	1:02.018	0.286
13	4	WAKEFIELD	24.787	52	BLACKLOCK	37.110	13	19	HILL	1:01.778	1:02.038	0.260
14	10	SUTHERLAND	24.880	53	LEWIS	37.164	14	4	WAKEFIELD	1:01.969	1:02.036	0.067
15	11	WEEDEN	24.922	4	WAKEFIELD	37.182	15	11	WEEDEN	1:02.158	1:02.158	0.000
16	22	PAULO	24.941	11	WEEDEN	37.236	16	53	LEWIS	1:02.272	1:02.526	0.254
17	27	GREEN	24.943	41	WINFIELD	37.396	17	41	WINFIELD	1:02.339	1:02.354	0.015
18	41	WINFIELD	24.943	22	PAULO	37.436	18	22	PAULO	1:02.377	1:02.560	0.183
19	19	HILL	24.945	28	VINCENT	37.492	19	28	VINCENT	1:02.509	1:02.754	0.245
20	28	VINCENT	25.017	24	BARRETT	37.621	20	27	GREEN	1:02.627	1:02.762	0.135
21	26	McALEER	25.104	27	GREEN	37.684	21	10	SUTHERLAND	1:02.722	1:02.757	0.035
22	17	McPHEE	25.107	17	McPHEE	37.708	22	17	McPHEE	1:02.815	1:02.815	0.000
23	53	LEWIS	25.108	26	McALEER	37.776	23	24	BARRETT	1:02.849	1:02.937	0.088
24	46	WALKER	25.154	10	SUTHERLAND	37.842	24	26	McALEER	1:02.880	1:03.024	0.144
25	18	SMITH	25.226	46	WALKER	37.850	25	46	WALKER	1:03.004	1:03.004	0.000
26	24	BARRETT	25.228	18	SMITH	37.979	26	18	SMITH	1:03.205	1:03.205	0.000
27	99	WYATT	25.595	91	STANFORD	38.038	27	91	STANFORD	1:03.832	1:04.126	0.294
28	35	LODGE	25.673	99	WYATT	38.334	28	99	WYATT	1:03.929	1:04.201	0.272
29	91	STANFORD	25.794	9	CAMPBELL	38.611	29	9	CAMPBELL	1:04.497	1:04.554	0.057
30	9	CAMPBELL	25.886	35	LODGE	38.897	30	35	LODGE	1:04.570	1:04.769	0.199
31	21	STANFORD	26.402	21	STANFORD	39.373	31	21	STANFORD	1:05.775	1:05.931	0.156
										Perfect lap	1:00.247	

MCRCB BULLETIN TK027

2009 Relentless British 125GP Championship & ACU Academy Cup

RACE 5 - PROVISIONAL GRID

ROW 8	21	1:05.931 Tom STANFORD	35	1:04.547 Elliot LODGE	9	1:04.496 Niall CAMPBELL		
ROW 7	99	1:04.201 Kasey WYATT	91	1:04.126 Ian STANFORD	18	1:03.205 Danny SMITH	26	1:03.024 Nicole McALEER
ROW 6	24	1:02.937 Ben BARRETT	17	1:02.815 John McPHEE	10	1:02.757 Peter SUTHERLAND	28	1:02.692 Jon VINCENT
ROW 5	27	1:02.532 Catherine GREEN	53	1:02.526 Corey LEWIS	46	1:02.483 Ross WALKER	41	1:02.333 Shaun WINFIELD
ROW 4	11	1:02.158 Tom WEEDEN	22	1:02.099 Matthew PAULO	19	1:02.038 Michael HILL	4	1:01.711 Philip WAKEFIELD
ROW 3	8	1:01.643 Brian CLARK	52	1:01.497 Adam BLACKLOCK	16	1:01.175 Shaun HORSMAN	61	1:01.137 Paul JORDAN
ROW 2	66	1:00.982 Tom HAYWARD	87	1:00.845 Lee COSTELLO	2	1:00.821 Robbie STEWART	50	1:00.785 Tim HASTINGS
ROW 1	72	1:00.616 Connor BEHAN	29	1:00.482 James LODGE	6	1:00.394 Martin GLOSSOP	13	1:00.347 Rob GUIVER
Pole								
								

Mallory Park - BSB
Circuit Length = 1.4100 miles

Race Director :

Stewards :

Timekeeper :

MCRCB BULLETIN TK074

2009 Relentless British 125GP Championship & ACU Academy Cup WARM-UP - CLASSIFICATION

POS	NO	CL	NAME	ENTRY	TIME	ON	LAPS	GAP	DIFF	MPH
1	6		Martin GLOSSOP	Seel Honda - KRP / Bradley Smith Racing	1:00.438	6	6			83.98
2	13		Rob GUIVER	Honda - SP125 / RG Racing	1:00.539	9	9	0.101	0.101	83.84
3	29		James LODGE	Honda - KRP / Earnshaws Motorcycles	1:00.771	9	9	0.333	0.232	83.52
4	72		Connor BEHAN	Honda - SP125 / Express Forklifts	1:00.855	6	9	0.417	0.084	83.41
5	61		Paul JORDAN	Honda - KRP / Bradley Smith Racing	1:01.111	6	8	0.673	0.256	83.06
6	52	C	Adam BLACKLOCK	Honda - Repli-Cast UK	1:01.568	4	7	1.130	0.457	82.44
7	2		Robbie STEWART	Honda - Repli-Cast UK	1:01.587	5	9	1.149	0.019	82.42
8	50	C	Tim HASTINGS	Honda - KRP / Bradley Smith Racing	1:01.702	7	8	1.264	0.115	82.26
9	8		Brian CLARK	Honda - Banks Racing/Express Racewear	1:01.706	4	9	1.268	0.004	82.26
10	87		Lee COSTELLO	Honda - Vent-Axia / www.sp125racing.com	1:01.850	3	7	1.412	0.144	82.07
11	16		Shaun HORSMAN	Honda - Symitry I.T. North	1:02.020	5	9	1.582	0.170	81.84
12	4		Philip WAKEFIELD	Honda - PWR / Sandbach Scrap Metal	1:02.228	6	9	1.790	0.208	81.57
13	66		Tom HAYWARD	Honda - KRP / Daniel Weston Racing	1:02.392	6	8	1.954	0.164	81.35
14	22	C	Matthew PAULO	Honda - Paulo Racing	1:02.494	9	9	2.056	0.102	81.22
15	53	C	Corey LEWIS	Honda - Corey Lewis Racing	1:02.593	9	9	2.155	0.099	81.09
16	19		Michael HILL	Honda - TABOO Motorsport	1:02.824	6	8	2.386	0.231	80.79
17	11	C	Tom WEEDEN	Honda - TABOO Motorsport Junior Team	1:02.871	8	8	2.433	0.047	80.73
18	17	C	John McPHEE	Honda - McPhee Racing	1:03.081	6	8	2.643	0.210	80.46
19	26	C	Nicole McALEER	Honda - Megabikes.ie	1:03.402	9	9	2.964	0.321	80.06
20	28		Jon VINCENT	Honda - Molly / GRF Heavy Transport	1:03.556	9	9	3.118	0.154	79.86
21	91		Ian STANFORD	Honda - Stanford Racing	1:03.675	6	8	3.237	0.119	79.71
22	10	C	Peter SUTHERLAND	Aprillia - Kinpac Racing	1:03.835	6	9	3.397	0.160	79.51
23	46	C	Ross WALKER	Honda - Ross Walker Racing	1:03.850	8	8	3.412	0.015	79.49
24	24		Ben BARRETT	Honda - SP125Racing / Lowerdale Autos	1:03.959	4	8	3.521	0.109	79.36
25	41	C	Shaun WINFIELD	Honda - TAG Triumph	1:04.140	3	3	3.702	0.181	79.14
26	18		Danny SMITH	Honda - Gerald Brown Racing	1:04.178	6	6	3.740	0.038	79.09
27	27		Catherine GREEN	Honda - www.cgracing27.co.uk	1:04.345	8	8	3.907	0.167	78.88
28	9	C	Niall CAMPBELL	Honda - Kinpac Racing	1:04.528	8	8	4.090	0.183	78.66
29	35	C	Elliot LODGE	Honda - Spike Racing	1:04.638	6	8	4.200	0.110	78.53
30	99	C	Kasey WYATT	Honda - Repli-Cast UK	1:05.273	7	8	4.835	0.635	77.76
31	21		Tom STANFORD	Honda - Stanford Racing	1:05.470	6	8	5.032	0.197	77.53

Weather / Track : Cloudy / Dry

These results are provisional until the conclusion of any judicial and technical matters.

Mallory Park - BSB
Circuit Length = 1.4100 miles
Start: 10:30 End: 10:41

Race Director :

Stewards :

Timekeeper :

MCRCB BULLETIN TK075

2009 Relentless British 125GP Championship & ACU Academy Cup

WARM-UP - SECTOR ANALYSIS

2	Robbie STEWART					Repli-Cast UK					
1-	26.705	93.7	39.294	108.4	1:05.999	6-	25.534	98.4	37.818	107.9	1:03.352
2-	25.646	96.1	38.483	108.6	1:04.129	7-	25.300	95.5	37.980	108.2	1:03.280
3-	25.554	97.7	38.099	107.5	1:03.653	8-	25.214	97.7	37.107	109.5	1:02.321
4-	24.733	97.7	37.069	107.9	1:01.802	9-	24.727	98.3	36.916	107.5	1:01.643
5-	24.509	98.7	37.078	108.9	1:01.587						
4	Philip WAKEFIELD					PWR / Sandbach Scrap Metal					
1-	27.956	85.6	41.694	95.7	1:09.650	6-	24.958	96.7	37.270	104.5	1:02.228
2-	27.236	88.2	40.017	101.5	1:07.253	7-	25.388	96.7	38.418	104.2	1:03.806
3-	27.338	86.0	39.414	104.2	1:06.752	8-	25.394	95.1	37.535	103.1	1:02.929
4-	25.800	95.7	37.790	104.0	1:03.590	9-	25.161	96.7	38.029	100.9	1:03.190
5-	25.645	95.6	37.431	105.3	1:03.076						
6	Martin GLOSSOP					KRP / Bradley Smith Racing					
1-	26.449	94.1	39.640	101.7	1:06.089	4-	24.842	101.1	37.245	110.6	1:02.087
2-	25.879	97.8	38.067	110.6	1:03.946	5-	24.779	99.9	36.515	110.7	1:01.294
3-	24.638	101.5	37.235	112.4	1:01.873	6-	24.070	101.5	36.368	111.7	1:00.438
8	Brian CLARK					Banks Racing/Express Racewear					
1-	25.730	98.1	37.924	107.2	1:03.654	6-	24.707	99.3	37.183	106.0	1:01.890
2-	24.960	97.8	37.418	107.4	1:02.378	7-	24.993	98.4	37.127	107.2	1:02.120
3-	24.757	99.7	37.041	107.4	1:01.798	8-	25.272	93.9	43.598	98.8	1:08.870
4-	24.680	98.5	37.026	107.4	1:01.706	9-	27.517	77.2	49.501	75.4	1:17.018
5-	24.919	99.4	37.138	108.1	1:02.057						
9	Niall CAMPBELL					C Kinpac Racing					
1-	26.676	94.9	39.925	104.0	1:06.601	5-	26.026	95.5	38.624	102.3	1:04.650
2-	26.129	95.1	38.963	104.2	1:05.092	6-	25.919	95.3	38.748	100.8	1:04.667
3-	26.116	95.7	38.692	103.2	1:04.808	7-	26.098	94.8	39.317	103.2	1:05.415
4-	26.041	94.5	38.852	102.3	1:04.893	8-	25.875	96.0	38.653	101.7	1:04.528
10	Peter SUTHERLAND					C Kinpac Racing					
1-	26.888	95.7	39.755	105.3	1:06.643	6-	25.402	96.8	38.433	103.7	1:03.835
2-	25.869	96.4	38.946	106.5	1:04.815	7-	25.339	96.3	40.746	102.6	1:06.085
3-	25.571	96.7	38.485	105.5	1:04.056	8-	25.640	95.9	38.786	103.6	1:04.426
4-	25.505	96.1	38.814	104.0	1:04.319	9-	25.381	96.3	38.632	102.9	1:04.013
5-	25.479	96.6	38.785	104.7	1:04.264						
11	Tom WEEDEN					C TABOO Motorsport Junior Team					
1-	28.411	95.9	40.404	106.2	1:08.815	5-	25.475	98.8	38.295	108.1	1:03.770
2-	26.355	97.0	39.265	106.9	1:05.620	6-	25.201	98.5	38.038	106.9	1:03.239
3-	25.991	98.3	38.766	107.0	1:04.757	7-	25.404	98.4	39.080	107.0	1:04.484
4-	25.446	98.8	38.132	107.5	1:03.578	8-	25.358	99.1	37.513	108.4	1:02.871
13	Rob GUIVER					SP125 / RG Racing					
1-	25.590	97.5	37.425	108.1	1:03.015	6-	24.416	99.4	36.310	107.9	1:00.726
2-	24.949	98.7	36.585	107.4	1:01.534	7-	24.475	99.6	36.323	108.6	1:00.798
3-	24.771	98.7	36.528	108.6	1:01.299	8-	24.230	99.3	36.500	109.1	1:00.730
4-	24.590	99.7	36.323	108.2	1:00.913	9-	24.377	99.7	36.162	107.9	1:00.539
5-	24.388	100.5	36.434	107.9	1:00.822						
16	Shaun HORSMAN					Symity I.T. North					
1-	25.886	98.0	38.759	109.3	1:04.645	6-	25.379	98.8	37.453	106.5	1:02.832
2-	25.635	96.4	38.068	108.4	1:03.703	7-	24.709	98.5	37.846	106.5	1:02.555
3-	25.589	98.4	37.554	107.4	1:03.143	8-	25.125	98.1	37.770	107.4	1:02.895
4-	24.832	99.0	37.210	107.0	1:02.042	9-	24.686	98.8	37.451	106.0	1:02.137
5-	24.890	98.5	37.130	106.9	1:02.020						
17	John McPHEE					C McPhee Racing					
1-	28.608	88.5	41.708	101.7	1:10.316	5-	27.354	65.6	39.431	109.1	1:06.785
2-	27.153	96.0	40.039	106.9	1:07.192	6-	25.163	98.5	37.918	108.4	1:03.081
3-	26.996	96.8	39.886	109.3	1:06.882	7-	24.958	99.1	38.966	109.5	1:03.924

Mallory Park - BSB
Circuit Length = 1.4100 miles
Start: 10:30 End: 10:41

Weather / Track : Cloudy / Dry

MCRCB BULLETIN TK075

2009 Relentless British 125GP Championship & ACU Academy Cup

WARM-UP - SECTOR ANALYSIS

4-	25.501	99.3	38.682	108.6	1:04.183	8-	25.591	99.4	38.684	107.0	1:04.275
18	Danny SMITH					Gerald Brown Racing					
1-	27.324	93.5	40.397	103.9	1:07.721	4-	25.880	94.4	38.807	103.1	1:04.687
2-	26.086	94.0	40.133	102.6	1:06.219	5-	25.681	93.6	38.756	102.8	1:04.437
3-	2:45.358	92.9	39.282	103.2	3:24.640	6-	25.467	94.4	38.711	102.8	1:04.178
19	Michael HILL					TABOO Motorsport					
1-	26.077	97.3	39.538	107.4	1:05.615	5-	25.497	98.8	38.216	108.4	1:03.713
2-	25.730	98.4	38.577	109.7	1:04.307	6-	25.265	98.8	37.559	106.3	1:02.824
3-	25.979	98.4	38.051	108.4	1:04.030	7-	25.311	96.4	37.822	107.9	1:03.133
4-	25.310	97.8	37.641	108.9	1:02.951	8-	25.473	98.0	37.351	107.5	1:02.824
21	Tom STANFORD					Stanford Racing					
1-	27.443	91.1	40.257	102.5	1:07.700	5-	26.639	92.6	39.629	101.8	1:06.268
2-	26.462	91.8	39.642	103.4	1:06.104	6-	26.236	93.1	39.234	101.5	1:05.470
3-	26.274	92.9	39.784	101.4	1:06.058	7-	26.334	91.4	40.011	101.2	1:06.345
4-	26.257	93.3	39.668	102.1	1:05.925	8-	26.450	91.8	39.642	100.5	1:06.092
22	Matthew PAULO					C Paulo Racing					
1-	27.869	96.1	39.669	104.0	1:07.538	6-	25.389	96.7	37.942	106.2	1:03.331
2-	25.592	97.7	38.246	107.2	1:03.838	7-	25.476	96.3	37.990	105.2	1:03.466
3-	25.657	97.5	38.290	106.5	1:03.947	8-	25.329	96.1	38.413	104.9	1:03.742
4-	25.295	97.5	38.106	106.0	1:03.401	9-	25.134	96.6	37.360	104.5	1:02.494
5-	25.233	97.1	38.300	105.3	1:03.533						
24	Ben BARRETT					SP125Racing / Lowerdale Autos					
1-	27.971	94.9	41.015	106.7	1:08.986	5-	25.944	96.8	38.506	107.0	1:04.450
2-	26.799	95.3	39.938	107.2	1:06.737	6-	25.933	95.7	39.133	104.0	1:05.066
3-	26.208	95.3	38.725	105.3	1:04.933	7-	25.708	96.0	39.290	105.5	1:04.998
4-	25.684	97.0	38.275	105.5	1:03.959	8-	26.045	97.3	38.732	105.2	1:04.777
26	Nicole McALEER					C Megabikes.ie					
1-	27.167	92.4	40.444	104.2	1:07.611	6-	25.548	97.8	37.981	104.4	1:03.529
2-	26.096	96.6	38.489	105.2	1:04.585	7-	25.482	97.3	39.087	105.3	1:04.569
3-	25.718	97.1	38.466	104.7	1:04.184	8-	25.537	96.3	38.127	105.3	1:03.664
4-	25.769	97.3	38.232	103.7	1:04.001	9-	25.566	97.7	37.836	104.4	1:03.402
5-	25.530	96.8	37.948	105.0	1:03.478						
27	Catherine GREEN					www.cgracing27.co.uk					
1-	28.439	94.5	40.576	106.5	1:09.015	5-	26.467	97.4	38.732	107.0	1:05.199
2-	26.913	97.1	39.583	108.9	1:06.496	6-	25.822	97.1	38.886	104.7	1:04.708
3-	25.999	97.7	38.838	108.2	1:04.837	7-	25.803	97.8	39.335	106.5	1:05.138
4-	25.910	97.7	38.678	106.9	1:04.588	8-	25.769	98.1	38.576	104.2	1:04.345
28	Jon VINCENT					Molly / GRF Heavy Transport					
1-	26.973	96.0	39.230	103.1	1:06.203	6-	25.540	95.5	38.027	101.7	1:03.567
2-	25.615	96.6	38.078	104.5	1:03.693	7-	26.134	95.5	38.981	105.0	1:05.115
3-	25.349	97.0	39.099	103.7	1:04.448	8-	25.734	95.9	38.426	104.5	1:04.160
4-	25.594	95.6	38.459	103.1	1:04.053	9-	25.577	96.1	37.979	102.0	1:03.556
5-	25.483	95.5	38.152	102.1	1:03.635						
29	James LODGE					KRP / Earnshaws Motorcycles					
1-	27.419	88.7	39.390	101.2	1:06.809	6-	24.418	99.0	36.783	108.8	1:01.201
2-	25.962	93.3	38.017	109.7	1:03.979	7-	24.536	97.3	39.469	106.7	1:04.005
3-	24.860	99.0	37.129	110.4	1:01.989	8-	24.607	99.3	37.339	108.4	1:01.946
4-	24.595	99.1	36.677	109.5	1:01.272	9-	24.319	100.3	36.452	109.1	1:00.771
5-	24.448	99.9	36.657	109.8	1:01.105						
35	Elliot LODGE					C Spike Racing					
1-	27.987	95.3	41.060	109.5	1:09.047	5-	26.163	98.3	39.584	108.6	1:05.747
2-	26.769	95.9	40.159	106.5	1:06.928	6-	25.761	98.4	38.877	107.5	1:04.638
3-	26.725	97.7	39.531	108.4	1:06.256	7-	26.294	94.4	39.577	108.4	1:05.871
4-	26.155	97.4	39.157	108.1	1:05.312	8-	26.004	98.4	39.426	106.2	1:05.430

Mallory Park - BSB
Circuit Length = 1.4100 miles
Start: 10:30 End: 10:41

Weather / Track : Cloudy / Dry

MCRCB BULLETIN TK075

2009 Relentless British 125GP Championship & ACU Academy Cup

WARM-UP - SECTOR ANALYSIS

41	Shaun WINFIELD				C	TAG Triumph					
1-	26.003	95.5	39.444	105.5	1:05.447	3-	25.518	96.6	38.622	104.0	1:04.140
2-	25.462	97.0	39.083	105.0	1:04.545						
46	Ross WALKER				C	Ross Walker Racing					
1-	28.614	89.8	41.983	98.1	1:10.597	5-	25.835	95.9	39.835	100.3	1:05.670
2-	26.743	93.1	39.448	102.8	1:06.191	6-	25.688	94.9	39.096	103.4	1:04.784
3-	26.449	93.6	38.622	102.8	1:05.071	7-	25.838	95.1	38.926	103.4	1:04.764
4-	25.888	93.9	38.841	102.5	1:04.729	8-	25.715	96.1	38.135	104.0	1:03.850
50	Tim HASTINGS				C	KRP / Bradley Smith Racing					
1-	26.463	88.7	40.402	100.9	1:06.865	5-	24.952	100.5	37.309	109.7	1:02.261
2-	25.925	99.4	37.739	110.0	1:03.664	6-	24.795	99.3	37.285	109.7	1:02.080
3-	25.146	97.8	38.238	105.8	1:03.384	7-	24.693	101.1	37.009	109.7	1:01.702
4-	25.091	100.6	37.367	108.9	1:02.458	8-	25.455	93.3	37.634	108.9	1:03.089
52	Adam BLACKLOCK				C	Repli-Cast UK					
1-	2:14.296	96.6	38.031	107.9	2:52.327	5-	24.652	98.3	36.949	107.0	1:01.601
2-	24.849	98.1	37.298	107.2	1:02.147	6-	24.574	95.3	37.058	107.7	1:01.632
3-	24.618	98.4	37.455	107.7	1:02.073	7-	26.456	88.0	40.100	103.6	1:06.556
4-	24.633	98.0	36.935	106.9	1:01.568						
53	Corey LEWIS				C	Corey Lewis Racing					
1-	26.479	96.8	38.944	103.6	1:05.423	6-	25.742	95.3	37.869	107.0	1:03.611
2-	25.699	97.5	37.918	106.9	1:03.617	7-	25.223	97.5	37.737	106.9	1:02.960
3-	25.589	97.8	37.844	106.9	1:03.433	8-	25.426	97.7	37.275	107.5	1:02.701
4-	25.527	98.0	38.181	106.3	1:03.708	9-	25.151	99.6	37.442	106.2	1:02.593
5-	25.326	98.7	38.433	104.9	1:03.759						
61	Paul JORDAN					KRP / Bradley Smith Racing					
1-	28.366	83.4	41.615	92.4	1:09.981	5-	24.980	97.0	37.031	110.6	1:02.011
2-	26.537	100.2	37.909	110.0	1:04.446	6-	24.579	101.2	36.532	109.8	1:01.111
3-	25.410	100.9	37.486	110.6	1:02.896	7-	25.092	89.1	46.625	59.3	1:11.717
4-	25.286	96.1	37.470	110.0	1:02.756	8-	49.298	75.5	39.813	107.7	1:29.111
66	Tom HAYWARD					KRP / Daniel Weston Racing					
1-	28.103	87.4	41.811	102.1	1:09.914	5-	25.790	99.4	37.493	110.2	1:03.283
2-	26.927	99.0	38.817	111.1	1:05.744	6-	24.850	99.7	37.542	108.6	1:02.392
3-	25.391	99.3	37.754	110.4	1:03.145	7-	26.308	96.0	39.928	109.5	1:06.236
4-	25.086	99.6	37.654	110.0	1:02.740	8-	25.512	98.8	38.705	105.7	1:04.217
72	Connor BEHAN					SP125 / Express Forklifts					
1-	26.676	96.3	38.214	106.9	1:04.890	6-	24.429	98.7	36.426	106.7	1:00.855
2-	24.754	97.0	37.365	108.1	1:02.119	7-	24.419	97.8	37.481	108.1	1:01.900
3-	24.831	98.7	36.778	106.9	1:01.609	8-	24.381	97.1	37.078	105.7	1:01.459
4-	24.730	97.4	37.045	106.3	1:01.775	9-	24.410	98.0	36.843	105.7	1:01.253
5-	24.330	99.1	36.868	106.0	1:01.198						
87	Lee COSTELLO					Vent-Axia / www.sp125racing.com					
1-	26.188	94.7	38.513	106.5	1:04.701	5-	25.005	96.0	37.594	105.5	1:02.599
2-	25.549	96.3	37.681	107.4	1:03.230	6-	24.848	96.3	38.416	104.9	1:03.264
3-	24.786	98.5	37.064	106.9	1:01.850	7-	25.216	95.9	37.086	105.3	1:02.302
4-	1:49.265	94.7	37.525	105.5	2:26.790						
91	Ian STANFORD					Stanford Racing					
1-	30.465	86.1	43.961	93.9	1:14.426	5-	25.949	94.9	38.329	104.9	1:04.278
2-	28.290	94.4	39.165	106.9	1:07.455	6-	25.699	96.0	37.976	105.2	1:03.675
3-	26.078	96.0	39.110	104.4	1:05.188	7-	26.073	91.9	38.636	104.0	1:04.709
4-	26.025	95.2	38.261	104.2	1:04.286	8-	25.770	96.1	37.922	104.7	1:03.692
99	Kasey WYATT				C	Repli-Cast UK					
1-	29.331	91.7	45.165	92.3	1:14.496	5-	26.286	93.5	42.857	99.4	1:09.143

Mallory Park - BSB
Circuit Length = 1.4100 miles
Start: 10:30 End: 10:41

Weather / Track : Cloudy / Dry

MCRCB BULLETIN TK075

2009 Relentless British 125GP Championship & ACU Academy Cup

WARM-UP - SECTOR ANALYSIS

2 -	27.542	94.3	40.305	105.8	1:07.847	6 -	26.802	93.2	39.507	104.2	1:06.309
3 -	26.525	95.1	39.664	105.7	1:06.189	7 -	26.152	95.7	39.121	104.2	1:05.273
4 -	26.434	95.1	39.604	105.0	1:06.038	8 -	26.069	95.1	42.253	102.8	1:08.322

MCRCB BULLETIN TK076

2009 Relentless British 125GP Championship & ACU Academy Cup

WARM-UP - SPEED TRAPS

SECTOR 1				SECTOR 2			FINISH LINE			
POS	NO	NAME	MPH	NO	NAME	MPH	NO	NAME	MPH	
1	6	Martin GLOSSOP	101.5				6	Martin GLOSSOP	112.4	
2	61	Paul JORDAN	101.2				66	Tom HAYWARD	111.1	
3	50	Tim HASTINGS	101.1				61	Paul JORDAN	110.6	
4	13	Rob GUIVER	100.5				29	James LODGE	110.4	
5	29	James LODGE	100.3				50	Tim HASTINGS	110.0	
6	8	Brian CLARK	99.7				19	Michael HILL	109.7	
7	66	Tom HAYWARD	99.7				2	Robbie STEWART	109.5	
8	53	Corey LEWIS	99.6				17	John McPHEE	109.5	
9	17	John McPHEE	99.4				35	Elliot LODGE	109.5	
10	11	Tom WEEDEN	99.1				16	Shaun HORSMAN	109.3	
11	72	Connor BEHAN	99.1				13	Rob GUIVER	109.1	
12	16	Shaun HORSMAN	99.0				27	Catherine GREEN	108.9	
13	19	Michael HILL	98.8				52	Adam BLACKLOCK	108.6	
14	2	Robbie STEWART	98.7				11	Tom WEEDEN	108.4	
15	87	Lee COSTELLO	98.5				8	Brian CLARK	108.1	
16	35	Elliot LODGE	98.4				72	Connor BEHAN	108.1	
17	52	Adam BLACKLOCK	98.4				53	Corey LEWIS	107.5	
18	27	Catherine GREEN	98.1				87	Lee COSTELLO	107.4	
19	26	Nicole McALEER	97.8				22	Matthew PAULO	107.2	
20	22	Matthew PAULO	97.7				24	Ben BARRETT	107.2	
21	24	Ben BARRETT	97.3				91	Ian STANFORD	106.9	
22	28	Jon VINCENT	97.0				10	Peter SUTHERLAND	106.5	
23	41	Shaun WINFIELD	97.0				99	Kasey WYATT	105.8	
24	10	Peter SUTHERLAND	96.8				41	Shaun WINFIELD	105.5	
25	4	Philip WAKEFIELD	96.7				4	Philip WAKEFIELD	105.3	
26	46	Ross WALKER	96.1				26	Nicole McALEER	105.3	
27	91	Ian STANFORD	96.1				28	Jon VINCENT	105.0	
28	9	Niall CAMPBELL	96.0				9	Niall CAMPBELL	104.2	
29	99	Kasey WYATT	95.7				46	Ross WALKER	104.0	
30	18	Danny SMITH	94.8				18	Danny SMITH	103.9	
31	21	Tom STANFORD	93.3				21	Tom STANFORD	103.4	

Weather / Track : Cloudy / Dry

www.tsl-timing.com

Mallory Park - BSB
Circuit Length = 1.4100 miles
Start: 10:30 End: 10:41

Printed - 10.42 Sunday, 19 July 2009

MCRCB BULLETIN TK077

2009 Relentless British 125GP Championship & ACU Academy Cup


WARM-UP - BEST SECTOR TIMES

SECTOR 1			SECTOR 2			IDEAL / BEST COMPARISON						
POS	NO	NAME	TIME	NO	NAME	TIME	POS	NO	NAME	IDEAL	BEST	DIFF
1	6	GLOSSOP	24.070	13	GUIVER	36.162	1	13	GUIVER	1:00.392	1:00.539	0.147
2	13	GUIVER	24.230	6	GLOSSOP	36.368	2	6	GLOSSOP	1:00.438	1:00.438	0.000
3	29	LODGE	24.319	72	BEHAN	36.426	3	72	BEHAN	1:00.756	1:00.855	0.099
4	72	BEHAN	24.330	29	LODGE	36.452	4	29	LODGE	1:00.771	1:00.771	0.000
5	2	STEWART	24.509	61	JORDAN	36.532	5	61	JORDAN	1:01.111	1:01.111	0.000
6	52	BLACKLOCK	24.574	2	STEWART	36.916	6	2	STEWART	1:01.425	1:01.587	0.162
7	61	JORDAN	24.579	52	BLACKLOCK	36.935	7	52	BLACKLOCK	1:01.509	1:01.568	0.059
8	8	CLARK	24.680	50	HASTINGS	37.009	8	50	HASTINGS	1:01.702	1:01.702	0.000
9	16	HORSMAN	24.686	8	CLARK	37.026	9	8	CLARK	1:01.706	1:01.706	0.000
10	50	HASTINGS	24.693	87	COSTELLO	37.064	10	16	HORSMAN	1:01.816	1:02.020	0.204
11	87	COSTELLO	24.752	16	HORSMAN	37.130	11	87	COSTELLO	1:01.816	1:01.850	0.034
12	66	HAYWARD	24.850	4	WAKEFIELD	37.270	12	4	WAKEFIELD	1:02.228	1:02.228	0.000
13	4	WAKEFIELD	24.958	53	LEWIS	37.275	13	66	HAYWARD	1:02.343	1:02.392	0.049
14	17	McPHEE	24.958	19	HILL	37.351	14	53	LEWIS	1:02.426	1:02.593	0.167
15	22	PAULO	25.134	22	PAULO	37.360	15	22	PAULO	1:02.494	1:02.494	0.000
16	53	LEWIS	25.151	66	HAYWARD	37.493	16	19	HILL	1:02.616	1:02.824	0.208
17	11	WEEDEN	25.201	11	WEEDEN	37.513	17	11	WEEDEN	1:02.714	1:02.871	0.157
18	19	HILL	25.265	26	McALEER	37.836	18	17	McPHEE	1:02.876	1:03.081	0.205
19	10	SUTHERLAND	25.339	17	McPHEE	37.918	19	26	McALEER	1:03.318	1:03.402	0.084
20	28	VINCENT	25.349	91	STANFORD	37.922	20	28	VINCENT	1:03.328	1:03.556	0.228
21	41	WINFIELD	25.462	28	VINCENT	37.979	21	91	STANFORD	1:03.621	1:03.675	0.054
22	18	SMITH	25.467	46	WALKER	38.135	22	10	SUTHERLAND	1:03.772	1:03.835	0.063
23	26	McALEER	25.482	24	BARRETT	38.275	23	46	WALKER	1:03.823	1:03.850	0.027
24	24	BARRETT	25.684	10	SUTHERLAND	38.433	24	24	BARRETT	1:03.959	1:03.959	0.000
25	46	WALKER	25.688	27	GREEN	38.576	25	41	WINFIELD	1:04.084	1:04.140	0.056
26	91	STANFORD	25.699	41	WINFIELD	38.622	26	18	SMITH	1:04.178	1:04.178	0.000
27	35	LODGE	25.761	9	CAMPBELL	38.624	27	27	GREEN	1:04.345	1:04.345	0.000
28	27	GREEN	25.769	18	SMITH	38.711	28	9	CAMPBELL	1:04.499	1:04.528	0.029
29	9	CAMPBELL	25.875	35	LODGE	38.877	29	35	LODGE	1:04.638	1:04.638	0.000
30	99	WYATT	26.069	99	WYATT	39.121	30	99	WYATT	1:05.190	1:05.273	0.083
31	21	STANFORD	26.236	21	STANFORD	39.234	31	21	STANFORD	1:05.470	1:05.470	0.000
										Perfect lap	1:00.232	

MCRCB BULLETIN TK078

2009 Relentless British 125GP Championship & ACU Academy Cup

RACE 5 - FINAL GRID

ROW 8	35	Elliot LODGE	21	Tom STANFORD	1:05.931	9	Niall CAMPBELL	1:04.496				
ROW 7	99	Kasey WYATT	1:04.201	91	Ian STANFORD	1:04.126	18	Danny SMITH	1:03.205	26	Nicole McALEER	1:03.024
ROW 6	24	Ben BARRETT	1:02.937	17	John McPHEE	1:02.815	10	Peter SUTHERLAND	1:02.757	28	Jon VINCENT	1:02.692
ROW 5	27	Catherine GREEN	1:02.532	53	Corey LEWIS	1:02.526	46	Ross WALKER	1:02.483	41	Shaun WINFIELD	1:02.333
ROW 4	11	Tom WEEDEN	1:02.158	22	Matthew PAULO	1:02.099	19	Michael HILL	1:02.038	4	Philip WAKEFIELD	1:01.711
ROW 3	8	Brian CLARK	1:01.643	52	Adam BLACKLOCK	1:01.497	16	Shaun HORSMAN	1:01.175	61	Paul JORDAN	1:01.137
ROW 2	66	Tom HAYWARD	1:00.982	87	Lee COSTELLO	1:00.845	2	Robbie STEWART	1:00.821	50	Tim HASTINGS	1:00.785
ROW 1	72	Connor BEHAN	1:00.616	29	James LODGE	1:00.482	6	Martin GLOSSOP	1:00.394	13	Rob GUIVER	1:00.347
Pole												
												

No 35 - Session disallowed - underweight at post practice technical

Mallory Park - BSB
Circuit Length = 1.4100 miles

Race Director :

Stewards :

Timekeeper :

MCRCB BULLETIN TK105

2009 Relentless British 125GP Championship & ACU Academy Cup RACE 5 - CLASSIFICATION

POS	NO	CL	NAME	ENTRY	LAPS	TIME	GAP	DIFF	MPH	BEST	ON
1	13		Rob GUIVER	Honda - SP125 / RG Racing	20	20:21.257			83.12	1:00.406	17
2	29		James LODGE	Honda - KRP / Earnshaws Motorcycles	20	20:26.529	5.272	5.272	82.77	1:00.523	6
3	50	C	Tim HASTINGS	Honda - KRP / Bradley Smith Racing	20	20:34.343	13.086	7.814	82.24	1:01.023	5
4	2		Robbie STEWART	Honda - Repli-Cast UK	20	20:34.588	13.331	0.245	82.23	1:00.896	11
5	16		Shaun HORSMAN	Honda - Symitry I.T. North	20	20:39.807	18.550	5.219	81.88	1:00.751	11
6	8		Brian CLARK	Honda - Banks Racing/Express Racewear	20	20:39.909	18.652	0.102	81.87	1:01.012	8
7	52	C	Adam BLACKLOCK	Honda - Repli-Cast UK	20	20:41.379	20.122	1.470	81.78	1:01.224	6
8	87		Lee COSTELLO	Honda - Vent-Axia / www.sp125racing.com	20	20:46.000	24.743	4.621	81.47	1:01.464	17
9	53	C	Corey LEWIS	Honda - Corey Lewis Racing	20	20:54.473	33.216	8.473	80.92	1:02.072	19
10	19		Michael HILL	Honda - TABOO Motorsport	20	20:57.544	36.287	3.071	80.72	1:01.805	17
11	11	C	Tom WEEDEN	Honda - TABOO Motorsport Junior Team	20	20:58.443	37.186	0.899	80.67	1:02.001	5
12	22	C	Matthew PAULO	Honda - Paulo Racing	20	20:58.719	37.462	0.276	80.65	1:02.003	15
13	41	C	Shaun WINFIELD	Honda - TAG Triumph	20	21:01.648	40.391	2.929	80.46	1:02.158	15
14	27		Catherine GREEN	Honda - www.cgracing27.co.uk	20	21:06.283	45.026	4.635	80.17	1:02.472	11
15	17	C	John McPHEE	Honda - McPhee Racing	20	21:08.066	46.809	1.783	80.05	1:02.192	9
16	24		Ben BARRETT	Honda - SP125Racing / Lowerdale Autos	20	21:10.978	49.721	2.912	79.87	1:02.407	15
17	46	C	Ross WALKER	Honda - Ross Walker Racing	20	21:18.676	57.419	7.698	79.39	1:02.485	20
18	26	C	Nicole McALEER	Honda - Megabikes.ie	20	21:19.007	57.750	0.331	79.37	1:02.887	11
19	9	C	Niall CAMPBELL	Honda - Kinpac Racing	19	20:40.872	1 lap	1 lap	77.72	1:04.136	16
20	21		Tom STANFORD	Honda - Stanford Racing	19	20:41.977	1 lap	1.105	77.65	1:03.665	5
21	99	C	Kasey WYATT	Honda - Repli-Cast UK	19	20:44.135	1 lap	2.158	77.51	1:04.188	13

NOT CLASSIFIED

DNF	66		Tom HAYWARD	Honda - KRP / Daniel Weston Racing	17	17:28.574	3 laps	2 laps	82.29	1:01.006	5
DNF	72		Connor BEHAN	Honda - SP125 / Express Forklifts	13	13:18.299	7 laps	4 laps	82.66	1:00.347	4
DNF	61		Paul JORDAN	Honda - KRP / Bradley Smith Racing	13	14:07.011	7 laps	48.712	77.90	1:00.742	11
DNF	35	C	Elliot LODGE	Honda - Spike Racing	10	11:00.400	10 laps	3 laps	76.86	1:04.666	4
DNF	28		Jon VINCENT	Honda - Molly / GRF Heavy Transport	6	6:31.270	14 laps	4 laps	77.83	1:03.336	5
DNF	18		Danny SMITH	Honda - Gerald Brown Racing	6	6:36.343	14 laps	5.073	76.84	1:03.855	6
DNF	91		Ian STANFORD	Honda - Stanford Racing	5	5:38.814	15 laps	1 lap	74.90	1:04.093	2
DNF	6		Martin GLOSSOP	Seel Honda - KRP / Bradley Smith Racing	1	1:05.540	19 laps	4 laps	77.44		
DNF	4		Philip WAKEFIELD	Honda - PWR / Sandbach Scrap Metal	0						
DNF	10	C	Peter SUTHERLAND	Aprillia - Kinpac Racing	0						

FASTEST LAP

	72		Connor BEHAN	Honda - SP125 / Express Forklifts	4	1:00.347		84.11 mph		135.36 kph	
	50	C	Tim HASTINGS	Honda - KRP / Bradley Smith Racing	5	1:01.023		83.18 mph		133.86 kph	

Weather / Track : Cloudy / Dry

These results are provisional until the conclusion of any judicial and technical matters.

Mallory Park - BSB
Circuit Length = 1.4100 miles
Start: 13:50 End: 14:12

Race Director :	Stewards :	Timekeeper :
-----------------	------------	--------------

MCRCB BULLETIN TK106

2009 Relentless British 125GP Championship & ACU Academy Cup

RACE 5 - LAP CHART

Lap 1			Lap 2			Lap 3			Lap 4			Lap 5		
No	Behind	Laptime	No	Behind	Laptime	No	Behind	Laptime	No	Behind	Laptime	No	Behind	Laptime
6		1:05.540	13		1:01.539	13		1:01.057	13		1:00.641	13		1:00.588
50	1.044	1:06.584	50	0.494	1:02.258	72	0.839	1:01.101	72	0.545	1:00.347	72	0.519	1:00.562
13	1.269	1:06.809	29	0.605	1:01.703	29	1.147	1:01.599	29	1.424	1:00.918	29	1.444	1:00.608
29	1.710	1:07.250	72	0.795	1:01.642	50	1.765	1:02.328	50	2.247	1:01.123	50	2.682	1:01.023
72	1.961	1:07.501	66	1.242	1:01.564	66	2.028	1:01.843	66	2.841	1:01.454	66	3.259	1:01.006
66	2.486	1:08.026	2	1.640	1:01.789	2	2.150	1:01.567	2	3.183	1:01.674	2	3.792	1:01.197
2	2.659	1:08.199	8	2.092	1:01.825	8	2.744	1:01.709	61	3.569	1:01.369	61	4.033	1:01.052
61	2.975	1:08.515	61	2.326	1:02.159	61	2.841	1:01.572	8	3.856	1:01.753	8	4.371	1:01.103
8	3.075	1:08.615	16	2.768	1:02.109	16	3.202	1:01.491	16	4.232	1:01.671	16	4.778	1:01.134
16	3.467	1:09.007	52	3.000	1:01.981	52	3.369	1:01.426	52	4.586	1:01.858	52	5.253	1:01.255
52	3.827	1:09.367	87	3.197	1:01.994	87	3.941	1:01.801	87	5.680	1:02.380	87	7.226	1:02.134
87	4.011	1:09.551	53	4.073	1:02.423	53	5.237	1:02.221	53	7.168	1:02.572	53	8.913	1:02.333
53	4.458	1:09.998	19	4.545	1:02.365	19	6.117	1:02.629	19	7.768	1:02.292	11	9.411	1:02.001
19	4.988	1:10.528	11	4.774	1:02.470	11	6.313	1:02.596	11	7.998	1:02.326	19	9.910	1:02.730
11	5.112	1:10.652	22	5.209	1:02.510	22	6.801	1:02.649	41	9.208	1:03.000	41	11.331	1:02.711
22	5.507	1:11.047	41	5.535	1:02.607	41	6.849	1:02.371	22	9.842	1:03.682	22	11.542	1:02.288
41	5.736	1:11.276	27	7.144	1:02.897	27	9.375	1:03.288	27	11.665	1:02.931	27	13.798	1:02.721
27	7.055	1:12.595	17	8.031	1:03.149	17	9.651	1:02.677	17	12.348	1:03.338	17	14.630	1:02.870
17	7.690	1:13.230	28	9.156	1:03.775	28	11.593	1:03.494	28	14.301	1:03.349	28	17.049	1:03.336
28	8.189	1:13.729	46	10.329	1:04.679	46	13.201	1:03.929	46	16.190	1:03.630	46	18.813	1:03.211
46	8.458	1:13.998	91	10.354	1:04.093	24	13.573	1:04.094	24	16.398	1:03.466	24	18.937	1:03.127
21	8.542	1:14.082	24	10.536	1:04.709	26	14.681	1:04.517	26	17.470	1:03.430	26	19.968	1:03.086
24	8.635	1:14.175	21	11.199	1:05.465	91	14.698	1:05.401	18	18.554	1:03.902	18	21.854	1:03.888
91	9.069	1:14.609	26	11.221	1:04.396	21	15.222	1:05.080	21	19.349	1:04.768	21	22.426	1:03.665
18	9.310	1:14.850	18	11.436	1:04.934	18	15.293	1:04.914	91	19.994	1:05.937	9	24.370	1:04.756
26	9.633	1:15.173	9	12.011	1:05.054	9	15.822	1:04.868	9	20.202	1:05.021	35	24.709	1:04.869
9	9.765	1:15.305	35	12.633	1:04.846	35	16.403	1:04.827	35	20.428	1:04.666	99	25.188	1:05.132
99	10.288	1:15.828	99	13.006	1:05.526	99	16.855	1:04.906	99	20.644	1:04.430	91	28.180	1:08.774
35	10.595	1:16.135												

2009 Relentless British 125GP Championship & ACU Academy Cup

RACE 5 - LAP CHART

Lap 6			Lap 7			Lap 8			Lap 9			Lap 10		
No	Behind	Laptime	No	Behind	Laptime	No	Behind	Laptime	No	Behind	Laptime	No	Behind	Laptime
13		1:00.682	13		1:00.844	13		1:01.038	13		1:00.712	13		1:00.661
72	0.537	1:00.700	72	0.385	1:00.692	72	0.326	1:00.979	72	0.383	1:00.769	72	0.557	1:00.835
29	1.285	1:00.523	29	1.603	1:01.162	29	1.289	1:00.724	29	1.544	1:00.967	29	1.723	1:00.840
50	3.055	1:01.055	50	3.358	1:01.147	50	3.785	1:01.465	50	4.187	1:01.114	50	5.003	1:01.477
66	3.596	1:01.019	66	3.982	1:01.230	66	4.095	1:01.151	66	4.547	1:01.164	66	5.168	1:01.282
2	4.151	1:01.041	2	4.356	1:01.049	2	4.639	1:01.321	2	5.361	1:01.434	2	5.822	1:01.122
61	4.894	1:01.543	61	5.290	1:01.240	61	5.459	1:01.207	61	5.797	1:01.050	61	6.204	1:01.068
8	5.392	1:01.703	8	5.865	1:01.317	8	5.839	1:01.012	8	6.380	1:01.253	8	7.006	1:01.287
16	5.518	1:01.422	16	5.965	1:01.291	16	6.564	1:01.637	16	7.182	1:01.330	16	7.836	1:01.315
52	5.795	1:01.224	52	6.356	1:01.405	52	6.851	1:01.533	52	7.698	1:01.559	52	8.624	1:01.587
87	8.537	1:01.993	87	9.437	1:01.744	87	10.290	1:01.891	87	11.642	1:02.064	87	12.911	1:01.930
53	10.473	1:02.242	53	12.049	1:02.420	53	13.522	1:02.511	53	14.988	1:02.178	53	16.680	1:02.353
11	11.108	1:02.379	11	12.317	1:02.053	11	14.216	1:02.937	11	15.703	1:02.199	11	17.571	1:02.529
19	12.214	1:02.986	19	14.721	1:03.351	19	16.648	1:02.965	19	18.471	1:02.535	19	20.204	1:02.394
41	13.188	1:02.539	41	15.025	1:02.681	41	16.817	1:02.830	41	18.622	1:02.517	41	20.651	1:02.690
22	13.819	1:02.959	22	15.205	1:02.230	22	17.335	1:03.168	22	19.194	1:02.571	22	21.093	1:02.560
27	16.193	1:03.077	27	18.210	1:02.861	27	20.074	1:02.902	27	22.187	1:02.825	27	24.230	1:02.704
17	16.893	1:02.945	17	19.437	1:03.388	17	21.345	1:02.946	17	22.825	1:02.192	17	24.993	1:02.829
28	19.954	1:03.587	24	23.813	1:03.142	24	25.431	1:02.656	24	27.532	1:02.813	24	29.587	1:02.716
46	21.405	1:03.274	46	24.408	1:03.847	46	26.861	1:03.491	46	29.686	1:03.537	26	32.267	1:03.126
24	21.515	1:03.260	26	25.315	1:03.576	26	27.364	1:03.087	26	29.802	1:03.150	46	32.699	1:03.674
26	22.583	1:03.297	21	29.330	1:04.705	21	32.990	1:04.698	21	37.610	1:05.332	21	42.051	1:05.102
18	25.027	1:03.855	9	32.970	1:04.925	35	36.841	1:04.795	35	41.048	1:04.919	35	45.829	1:05.442
21	25.469	1:03.725	35	33.084	1:04.756	9	37.162	1:05.230	9	41.403	1:04.953	99	46.138	1:05.319
9	28.889	1:05.201	99	33.400	1:04.699	99	37.556	1:05.194	99	41.480	1:04.636	9	46.256	1:05.514
35	29.172	1:05.145												
99	29.545	1:05.039												

2009 Relentless British 125GP Championship & ACU Academy Cup

RACE 5 - LAP CHART

Lap 11			Lap 12			Lap 13			Lap 14			Lap 15		
No	Behind	Laptime	No	Behind	Laptime	No	Behind	Laptime	No	Behind	Laptime	No	Behind	Laptime
13		1:00.636	13		1:00.816	13		1:00.618	13		1:00.423	13		1:00.568
72	0.934	1:01.013	72	0.965	1:00.847	29	1.500	1:00.672	29	1.951	1:00.874	9	1 LAP	1:04.559
29	1.721	1:00.634	29	1.446	1:00.541	72	1.658	1:01.311	66	7.933	1:01.602	99	1 LAP	1:05.071
50	5.483	1:01.116	50	5.796	1:01.129	66	6.754	1:01.218	50	8.218	1:01.576	29	1.937	1:00.554
66	5.788	1:01.256	66	6.154	1:01.182	50	7.065	1:01.887	2	8.555	1:01.675	66	8.817	1:01.452
2	6.082	1:00.896	2	6.461	1:01.195	2	7.303	1:01.460	16	11.751	1:01.556	50	9.272	1:01.622
61	6.310	1:00.742	61	6.749	1:01.255	16	10.618	1:02.160	8	12.276	1:01.872	2	9.558	1:01.571
8	7.841	1:01.471	8	8.465	1:01.440	8	10.827	1:02.980	52	13.351	1:01.806	16	12.568	1:01.385
16	7.951	1:00.751	16	9.076	1:01.941	52	11.968	1:02.621	87	18.725	1:02.333	8	13.300	1:01.592
52	9.372	1:01.384	52	9.965	1:01.409	87	16.815	1:02.276	53	23.717	1:02.500	52	14.591	1:01.808
87	14.077	1:01.802	87	15.157	1:01.896	53	21.640	1:02.502	11	27.023	1:03.613	87	19.750	1:01.593
53	18.210	1:02.166	53	19.756	1:02.362	11	23.833	1:02.945	19	27.128	1:02.732	53	25.415	1:02.266
11	19.713	1:02.778	11	21.506	1:02.609	19	24.819	1:02.208	22	28.355	1:02.357	19	29.016	1:02.456
19	21.872	1:02.304	19	23.229	1:02.173	41	26.091	1:02.745	41	28.832	1:03.164	11	29.292	1:02.837
41	22.279	1:02.264	41	23.964	1:02.501	22	26.421	1:02.847	27	32.939	1:02.888	22	29.790	1:02.003
22	22.793	1:02.336	22	24.192	1:02.215	27	30.474	1:02.732	17	33.899	1:02.652	41	30.422	1:02.158
27	26.066	1:02.472	27	28.360	1:03.110	17	31.670	1:03.831	24	38.063	1:02.630	27	34.976	1:02.605
17	26.560	1:02.203	17	28.457	1:02.713	24	35.856	1:02.906	26	43.282	1:03.934	17	35.882	1:02.551
24	31.855	1:02.904	24	33.568	1:02.529	26	39.771	1:03.426	46	43.431	1:03.565	24	39.902	1:02.407
26	34.518	1:02.887	26	36.963	1:03.261	46	40.289	1:03.512	21	59.017	1:04.689	26	45.875	1:03.161
46	35.233	1:03.170	46	37.395	1:02.978	61	50.370	1:44.239				46	46.307	1:03.444
21	46.243	1:04.828	21	50.416	1:04.989	21	54.751	1:04.953						
99	50.190	1:04.688	9	53.629	1:04.186	9	57.519	1:04.508						
9	50.259	1:04.639	99	53.988	1:04.614	99	57.558	1:04.188						

Mallory Park - BSB
 Circuit Length = 1.4100 miles
 Start: 13:50 End: 14:12

2009 Relentless British 125GP Championship & ACU Academy Cup

RACE 5 - LAP CHART

Lap 16			Lap 17			Lap 18			Lap 19			Lap 20		
No	Behind	Laptime	No	Behind	Laptime	No	Behind	Laptime	No	Behind	Laptime	No	Behind	Laptime
13		1:00.618	13		1:00.406	13		1:00.547	13		1:00.916	13		1:01.138
29	2.552	1:01.233	29	3.315	1:01.169	29	4.103	1:01.335	29	4.599	1:01.412	29	5.272	1:01.811
21	1 LAP	1:05.628	21	1 LAP	1:04.649	50	11.898	1:01.956	50	12.819	1:01.837	50	13.086	1:01.405
9	1 LAP	1:04.615	9	1 LAP	1:04.136	21	1 LAP	1:05.535	2	13.054	1:01.246	2	13.331	1:01.415
99	1 LAP	1:04.880	66	9.918	1:01.097	2	12.724	1:02.532	9	1 LAP	1:04.493	16	18.550	1:01.974
66	9.227	1:01.028	99	1 LAP	1:04.447	9	1 LAP	1:04.687	21	1 LAP	1:05.131	8	18.652	1:01.751
50	9.797	1:01.143	50	10.489	1:01.098	99	1 LAP	1:05.381	16	17.714	1:02.608	9	1 LAP	1:04.222
2	10.000	1:01.060	2	10.739	1:01.145	16	16.022	1:01.971	8	18.039	1:01.955	52	20.122	1:01.826
16	13.151	1:01.201	16	14.598	1:01.853	8	17.000	1:01.935	52	19.434	1:02.121	21	1 LAP	1:04.953
8	14.274	1:01.592	8	15.612	1:01.744	52	18.229	1:01.894	99	1 LAP	1:05.683	99	1 LAP	1:04.474
52	15.541	1:01.568	52	16.882	1:01.747	87	23.542	1:02.054	87	24.252	1:01.626	87	24.743	1:01.629
87	20.977	1:01.845	87	22.035	1:01.464	53	30.781	1:02.476	53	31.937	1:02.072	53	33.216	1:02.417
53	26.926	1:02.129	53	28.852	1:02.332	19	33.912	1:02.525	19	35.174	1:02.178	19	36.287	1:02.251
19	30.535	1:02.137	19	31.934	1:01.805	11	34.668	1:02.460	11	36.058	1:02.306	11	37.186	1:02.266
11	31.125	1:02.451	11	32.755	1:02.036	22	34.875	1:02.222	22	36.403	1:02.444	22	37.462	1:02.197
22	31.601	1:02.429	22	33.200	1:02.005	41	36.046	1:02.750	41	37.874	1:02.744	41	40.391	1:03.655
41	32.045	1:02.241	41	33.843	1:02.204	27	41.733	1:03.170	27	43.463	1:02.646	27	45.026	1:02.701
27	37.018	1:02.660	27	39.110	1:02.498	17	42.746	1:03.714	17	44.906	1:03.076	17	46.809	1:03.041
17	37.600	1:02.336	17	39.579	1:02.385	24	46.435	1:02.831	24	47.995	1:02.476	24	49.721	1:02.864
24	41.719	1:02.435	24	44.151	1:02.838	26	53.765	1:03.086	26	55.870	1:03.021	46	57.419	1:02.485
26	48.417	1:03.160	46	51.080	1:02.796	46	53.942	1:03.409	46	56.072	1:03.046	26	57.750	1:03.018
46	48.690	1:03.001	26	51.226	1:03.215									

MCRCB BULLETIN TK107

2009 Relentless British 125GP Championship & ACU Academy Cup RACE 5 - POSITION CHART

No	Name	Pos	Laps																			
			1	2	3	4	5	6	7	8	9	10	11	12	13	14	15	16	17	18	19	20
6	Martin GLOSSOP	1	6	13	13	13	13	13	13	13	13	13	13	13	13	13	13	13	13	13	13	13
50	Tim HASTINGS	2	50	50	72	72	72	72	72	72	72	72	72	29	29	29	29	29	29	29	29	29
13	Rob GUIVER	3	13	29	29	29	29	29	29	29	29	29	29	29	72	66	66	66	66	50	50	50
29	James LODGE	4	29	72	50	50	50	50	50	50	50	50	50	50	66	50	50	50	50	2	2	2
72	Connor BEHAN	5	72	66	66	66	66	66	66	66	66	66	66	66	50	2	2	2	2	16	16	16
66	Tom HAYWARD	6	66	2	2	2	2	2	2	2	2	2	2	2	2	2	16	16	16	16	8	8
2	Robbie STEWART	7	2	8	8	61	61	61	61	61	61	61	61	61	16	8	8	8	8	52	52	52
61	Paul JORDAN	8	61	61	61	8	8	8	8	8	8	8	8	8	8	52	52	52	52	87	87	87
8	Brian CLARK	9	8	16	16	16	16	16	16	16	16	16	16	16	52	87	87	87	87	53	53	53
16	Shaun HORSMAN	10	16	52	52	52	52	52	52	52	52	52	52	52	87	53	53	53	53	19	19	19
52	Adam BLACKLOCK	11	52	87	87	87	87	87	87	87	87	87	87	87	53	11	19	19	19	11	11	11
87	Lee COSTELLO	12	87	53	53	53	53	53	53	53	53	53	53	53	11	19	11	11	11	22	22	22
53	Corey LEWIS	13	53	19	19	19	11	11	11	11	11	11	11	11	19	22	22	22	22	41	41	41
19	Michael HILL	14	19	11	11	11	19	19	19	19	19	19	19	19	41	41	41	41	41	27	27	27
11	Tom WEEDEN	15	11	22	22	41	41	41	41	41	41	41	41	41	22	27	27	27	27	17	17	17
22	Matthew PAULO	16	22	41	41	22	22	22	22	22	22	22	22	22	27	17	17	17	17	24	24	24
41	Shaun WINFIELD	17	41	27	27	27	27	27	27	27	27	27	27	27	17	24	24	24	24	26	26	26
27	Catherine GREEN	18	27	17	17	17	17	17	17	17	17	17	17	17	24	26	26	26	26	46	46	46
17	John McPHEE	19	17	28	28	28	28	28	24	24	24	24	24	24	26	46	46	46	26	9	9	
28	Jon VINCENT	20	28	46	46	46	46	46	46	46	46	46	26	26	26	46	21	21	21	21	21	21
46	Ross WALKER	21	46	91	24	24	24	24	26	26	26	46	46	46	61	9	9	9	9	99	99	
21	Tom STANFORD	22	21	24	26	26	26	26	21	21	21	21	21	21	21	99	99	99	99			
24	Ben BARRETT	23	24	21	91	18	18	18	9	35	35	35	99	9	9							
91	Ian STANFORD	24	91	26	21	21	21	21	35	9	9	99	9	99	99							
18	Danny SMITH	25	18	18	18	91	9	9	99	99	99	9										
26	Nicole McALEER	26	26	9	9	9	35	35														
9	Niall CAMPBELL	27	9	35	35	35	99	99														
99	Kasey WYATT	28	99	99	99	99	91															
35	Elliot LODGE	29	35																			

MCRCB BULLETIN TK108

2009 Relentless British 125GP Championship & ACU Academy Cup

RACE 5 - SECTOR ANALYSIS

2	Robbie STEWART				Repli-Cast UK						
1-		98.0	37.799	109.8	1:08.199	11-	24.301	98.4	36.595	107.5	1:00.896
2-	24.865	97.8	36.924	108.9	1:01.789	12-	24.659	98.0	36.536	107.7	1:01.195
3-	24.581	97.4	36.986	110.0	1:01.567	13-	24.505	97.7	36.955	107.5	1:01.460
4-	24.691	97.7	36.983	108.8	1:01.674	14-	25.059	97.1	36.616	108.1	1:01.675
5-	24.518	98.5	36.679	107.2	1:01.197	15-	24.522	96.3	37.049	107.2	1:01.571
6-	24.479	98.5	36.562	107.7	1:01.041	16-	24.605	98.4	36.455	108.9	1:01.060
7-	24.362	98.7	36.687	107.4	1:01.049	17-	24.505	98.4	36.640	108.2	1:01.145
8-	24.445	98.1	36.876	106.7	1:01.321	18-	25.470	98.5	37.062	107.5	1:02.532
9-	24.617	97.4	36.817	106.2	1:01.434	19-	24.437	97.5	36.809	106.9	1:01.246
10-	24.559	97.7	36.563	107.4	1:01.122	20-	24.629	98.4	36.786	106.9	1:01.415
4	Philip WAKEFIELD				PWR / Sandbach Scrap Metal						
6	Martin GLOSSOP				KRP / Bradley Smith Racing						
1-		99.9	36.628	107.5	1:05.540						
8	Brian CLARK				Banks Racing/Express Racewear						
1-		99.9	37.659	111.3	1:08.615	11-	24.284	100.5	37.187	108.2	1:01.471
2-	24.657	100.2	37.168	110.0	1:01.825	12-	24.569	99.4	36.871	108.1	1:01.440
3-	24.561	99.1	37.148	108.8	1:01.709	13-	24.373	99.6	38.607	108.4	1:02.980
4-	25.026	97.4	36.727	109.5	1:01.753	14-	24.648	100.3	37.224	106.0	1:01.872
5-	24.541	100.5	36.562	108.1	1:01.103	15-	24.721	99.6	36.871	107.2	1:01.592
6-	24.618	100.6	37.085	108.1	1:01.703	16-	24.444	98.0	37.148	107.7	1:01.592
7-	24.416	100.2	36.901	106.9	1:01.317	17-	24.672	98.5	37.072	107.2	1:01.744
8-	24.417	100.2	36.595	107.4	1:01.012	18-	24.667	100.0	37.268	107.5	1:01.935
9-	24.569	99.4	36.684	108.8	1:01.253	19-	24.629	99.7	37.326	107.4	1:01.955
10-	24.467	99.6	36.820	108.1	1:01.287	20-	24.835	100.8	36.916	108.9	1:01.751
9	Niall CAMPBELL				C Kinpac Racing						
1-		92.4	40.606	105.7	1:15.305	11-	26.080	95.5	38.559	102.0	1:04.639
2-	26.184	95.3	38.870	105.2	1:05.054	12-	25.925	93.3	38.261	102.3	1:04.186
3-	25.877	95.6	38.991	103.7	1:04.868	13-	25.647	94.1	38.861	100.3	1:04.508
4-	25.886	95.3	39.135	104.0	1:05.021	14-	26.037	94.4	38.522	101.8	1:04.559
5-	25.931	94.9	38.825	101.5	1:04.756	15-	25.670	95.5	38.945	100.5	1:04.615
6-	26.133	92.9	39.068	100.3	1:05.201	16-	25.678	94.9	38.458	101.2	1:04.136
7-	26.000	94.5	38.925	99.9	1:04.925	17-	25.809	94.9	38.878	102.1	1:04.687
8-	25.993	95.2	39.237	102.5	1:05.230	18-	25.639	95.5	38.854	100.6	1:04.493
9-	25.836	95.5	39.117	101.8	1:04.953	19-	25.666	95.2	38.556	102.0	1:04.222
10-	25.944	95.9	39.570	103.2	1:05.514						
10	Peter SUTHERLAND				C Kinpac Racing						
11	Tom WEEDEN				C TABOO Motorsport Junior Team						
1-		96.3	38.055	109.1	1:10.652	11-	25.053	98.3	37.725	106.0	1:02.778
2-	25.206	98.7	37.264	108.8	1:02.470	12-	25.116	98.1	37.493	106.2	1:02.609
3-	25.129	98.5	37.467	108.1	1:02.596	13-	25.002	98.4	37.943	106.3	1:02.945
4-	25.106	98.0	37.220	108.4	1:02.326	14-	25.098	98.5	38.515	104.0	1:03.613
5-	25.061	98.0	36.940	107.4	1:02.001	15-	24.931	98.1	37.906	104.4	1:02.837
6-	24.974	98.1	37.405	106.7	1:02.379	16-	24.905	98.7	37.546	106.5	1:02.451
7-	24.730	99.4	37.323	107.2	1:02.053	17-	24.800	98.3	37.236	106.9	1:02.036
8-	25.418	98.3	37.519	106.9	1:02.937	18-	24.764	98.7	37.696	106.2	1:02.460
9-	24.865	98.8	37.334	106.7	1:02.199	19-	24.961	98.8	37.345	106.9	1:02.306
10-	24.825	98.5	37.704	107.0	1:02.529	20-	25.125	98.7	37.141	106.0	1:02.266
13	Rob GUIVER				SP125 / RG Racing						
1-		98.5	36.867	110.2	1:06.809	11-	24.314	100.2	36.322	107.5	1:00.636
2-	24.765	99.4	36.774	108.6	1:01.539	12-	24.499	99.0	36.317	106.9	1:00.816
3-	24.475	99.6	36.582	108.9	1:01.057	13-	24.316	99.3	36.302	107.5	1:00.618
4-	24.425	99.7	36.216	108.2	1:00.641	14-	24.189	99.1	36.234	108.8	1:00.423
5-	24.346	100.2	36.242	108.4	1:00.588	15-	24.211	99.4	36.357	108.1	1:00.568

Mallory Park - BSB
Circuit Length = 1.4100 miles
Start: 13:50 End: 14:12

Weather / Track : Cloudy / Dry

MCRCB BULLETIN TK108

2009 Relentless British 125GP Championship & ACU Academy Cup

RACE 5 - SECTOR ANALYSIS

6-	24.427	100.2	36.255	108.1	1:00.682	16-	24.330	99.0	36.288	107.4	1:00.618
7-	24.321	99.9	36.523	106.0	1:00.844	17-	24.240	99.7	36.166	107.2	1:00.406
8-	24.640	99.7	36.398	107.0	1:01.038	18-	24.246	99.9	36.301	107.4	1:00.547
9-	24.448	99.9	36.264	108.1	1:00.712	19-	24.454	99.3	36.462	107.0	1:00.916
10-	24.413	99.1	36.248	108.1	1:00.661	20-	24.495	99.6	36.643	103.7	1:01.138
16	Shaun HORSMAN					Symitry I.T. North					
1-		99.0	37.859	108.8	1:09.007	11-	24.348	99.4	36.403	109.3	1:00.751
2-	24.549	100.9	37.560	108.2	1:02.109	12-	24.581	99.4	37.360	105.8	1:01.941
3-	24.443	99.3	37.048	108.9	1:01.491	13-	24.525	99.6	37.635	106.9	1:02.160
4-	24.935	99.6	36.736	108.6	1:01.671	14-	24.555	99.3	37.001	106.0	1:01.556
5-	24.411	100.6	36.723	107.4	1:01.134	15-	24.705	99.0	36.680	106.7	1:01.385
6-	24.333	100.9	37.089	108.6	1:01.422	16-	24.530	99.7	36.671	107.0	1:01.201
7-	24.514	99.4	36.777	108.6	1:01.291	17-	24.658	98.8	37.195	106.3	1:01.853
8-	24.586	99.3	37.051	106.7	1:01.637	18-	24.910	99.0	37.061	107.0	1:01.971
9-	24.663	99.1	36.667	106.9	1:01.330	19-	24.907	98.3	37.701	106.3	1:02.608
10-	24.633	100.3	36.682	107.7	1:01.315	20-	24.981	98.8	36.993	106.5	1:01.974
17	John McPHEE					C McPhee Racing					
1-		96.8	39.581	108.6	1:13.230	11-	24.901	98.5	37.302	107.0	1:02.203
2-	25.120	99.1	38.029	108.2	1:03.149	12-	24.762	99.4	37.951	106.9	1:02.713
3-	24.813	97.7	37.864	108.9	1:02.677	13-	25.632	96.7	38.199	106.9	1:03.831
4-	25.438	98.1	37.900	108.1	1:03.338	14-	24.938	98.1	37.714	106.5	1:02.652
5-	25.197	98.4	37.673	106.9	1:02.870	15-	24.966	98.0	37.585	106.3	1:02.551
6-	25.256	97.3	37.689	106.3	1:02.945	16-	24.716	97.8	37.620	106.7	1:02.336
7-	25.423	98.0	37.965	106.5	1:03.388	17-	24.790	98.4	37.595	106.3	1:02.385
8-	24.961	99.3	37.985	107.0	1:02.946	18-	24.890	98.4	38.824	106.2	1:03.714
9-	24.941	98.8	37.251	106.9	1:02.192	19-	25.022	98.4	38.054	106.5	1:03.076
10-	25.027	98.7	37.802	105.3	1:02.829	20-	24.979	97.7	38.062	105.8	1:03.041
18	Danny SMITH					Gerald Brown Racing					
1-		91.6	40.548	105.3	1:14.850	4-	25.462	93.9	38.440	102.8	1:03.902
2-	25.940	94.9	38.994	104.7	1:04.934	5-	25.288	94.7	38.600	101.7	1:03.888
3-	26.136	94.1	38.778	103.2	1:04.914	6-	25.386	94.7	38.469	101.4	1:03.855
19	Michael HILL					TABOO Motorsport					
1-		97.7	38.174	108.2	1:10.528	11-	25.048	96.7	37.256	106.2	1:02.304
2-	25.167	97.3	37.198	109.1	1:02.365	12-	25.159	96.7	37.014	106.3	1:02.173
3-	25.291	97.1	37.338	107.4	1:02.629	13-	24.950	96.7	37.258	106.7	1:02.208
4-	24.968	97.4	37.324	108.2	1:02.292	14-	25.086	96.6	37.646	106.9	1:02.732
5-	25.486	98.3	37.244	107.0	1:02.730	15-	25.101	97.7	37.355	106.3	1:02.456
6-	24.949	97.1	38.037	106.2	1:02.986	16-	24.900	97.7	37.237	106.0	1:02.137
7-	25.242	96.8	38.109	106.2	1:03.351	17-	24.886	96.8	36.919	106.3	1:01.805
8-	25.175	97.1	37.790	106.2	1:02.965	18-	25.101	97.3	37.424	106.0	1:02.525
9-	25.128	98.1	37.407	105.7	1:02.535	19-	24.977	97.8	37.201	106.2	1:02.178
10-	25.198	97.3	37.196	106.7	1:02.394	20-	25.028	96.8	37.223	105.5	1:02.251
21	Tom STANFORD					Stanford Racing					
1-		91.8	40.104	105.7	1:14.082	11-	25.910	93.1	38.918	99.7	1:04.828
2-	25.979	94.0	39.486	104.2	1:05.465	12-	25.948	91.9	39.041	100.5	1:04.989
3-	26.066	93.7	39.014	103.9	1:05.080	13-	25.939	92.1	39.014	99.9	1:04.953
4-	26.286	93.1	38.482	103.2	1:04.768	14-	25.761	92.2	38.928	100.3	1:04.689
5-	25.453	93.6	38.212	102.5	1:03.665	15-	25.836	92.8	39.792	99.6	1:05.628
6-	25.481	93.9	38.244	101.8	1:03.725	16-	25.812	92.2	38.837	100.8	1:04.649
7-	25.732	93.1	38.973	99.9	1:04.705	17-	25.455	93.6	40.080	101.7	1:05.535
8-	25.849	92.9	38.849	99.7	1:04.698	18-	25.756	92.6	39.375	101.2	1:05.131
9-	26.299	91.6	39.033	99.6	1:05.332	19-	25.833	93.5	39.120	101.8	1:04.953
10-	26.146	92.4	38.956	99.3	1:05.102						
22	Matthew PAULO					C Paulo Racing					
1-		96.7	38.224	108.1	1:11.047	11-	24.843	97.7	37.493	104.5	1:02.336
2-	25.226	97.4	37.284	108.2	1:02.510	12-	24.783	97.0	37.432	106.3	1:02.215
3-	24.910	98.1	37.739	107.4	1:02.649	13-	25.032	98.0	37.815	105.7	1:02.847
4-	26.152	96.0	37.530	105.5	1:03.682	14-	24.931	96.7	37.426	105.2	1:02.357
5-	24.837	97.1	37.451	106.3	1:02.288	15-	24.983	96.4	37.020	105.3	1:02.003

Mallory Park - BSB
Circuit Length = 1.4100 miles
Start: 13:50 End: 14:12

Weather / Track : Cloudy / Dry

MCRCB BULLETIN TK108

2009 Relentless British 125GP Championship & ACU Academy Cup

RACE 5 - SECTOR ANALYSIS

6-	25.122	97.0	37.837	104.9	1:02.959	16-	24.927	97.3	37.502	104.9	1:02.429
7-	24.778	97.3	37.452	107.5	1:02.230	17-	24.693	96.4	37.312	105.5	1:02.005
8-	25.350	96.8	37.818	105.5	1:03.168	18-	24.728	97.5	37.494	106.0	1:02.222
9-	25.204	97.3	37.367	104.0	1:02.571	19-	24.998	96.6	37.446	106.2	1:02.444
10-	25.049	96.6	37.511	105.5	1:02.560	20-	24.915	96.4	37.282	105.8	1:02.197
24	Ben BARRETT					SP125Racing / Lowerdale Autos					
1-	96.0	39.802	108.8	1:14.175	11-	25.392	92.9	37.512	103.4	1:02.904	
2-	26.068	96.8	38.641	108.6	1:04.709	12-	25.186	96.1	37.343	103.9	1:02.529
3-	25.996	96.3	38.098	105.5	1:04.094	13-	25.204	96.7	37.702	104.7	1:02.906
4-	25.365	97.1	38.101	106.2	1:03.466	14-	25.210	95.9	37.420	104.5	1:02.630
5-	25.388	97.0	37.739	105.2	1:03.127	15-	25.098	97.0	37.309	103.7	1:02.407
6-	25.327	97.4	37.933	104.9	1:03.260	16-	25.087	96.4	37.348	104.2	1:02.435
7-	25.417	97.4	37.725	103.7	1:03.142	17-	25.323	95.6	37.515	103.7	1:02.838
8-	25.283	97.3	37.373	104.4	1:02.656	18-	25.202	96.3	37.629	103.9	1:02.831
9-	25.281	97.0	37.532	103.6	1:02.813	19-	25.285	96.8	37.191	104.0	1:02.476
10-	25.336	96.4	37.380	103.9	1:02.716	20-	25.422	96.4	37.442	104.2	1:02.864
26	Nicole McALEER					C Megabikes.ie					
1-	92.6	40.793	106.7	1:15.173	11-	25.198	96.7	37.689	104.9	1:02.887	
2-	25.812	97.4	38.584	106.9	1:04.396	12-	25.350	96.6	37.911	105.3	1:03.261
3-	25.765	92.9	38.752	106.9	1:04.517	13-	25.195	96.7	38.231	104.9	1:03.426
4-	25.346	97.4	38.084	106.0	1:03.430	14-	25.403	96.1	38.531	103.1	1:03.934
5-	25.168	98.1	37.918	104.9	1:03.086	15-	25.453	96.1	37.708	104.4	1:03.161
6-	25.296	97.1	38.001	105.2	1:03.297	16-	25.139	97.1	38.021	104.5	1:03.160
7-	25.315	96.6	38.261	105.3	1:03.576	17-	25.755	96.6	37.460	107.5	1:03.215
8-	25.231	97.3	37.856	106.3	1:03.087	18-	25.208	96.6	37.878	104.9	1:03.086
9-	25.205	97.0	37.945	106.2	1:03.150	19-	25.416	97.0	37.605	105.2	1:03.021
10-	25.199	96.8	37.927	105.2	1:03.126	20-	25.671	95.6	37.347	105.0	1:03.018
27	Catherine GREEN					www.cgracing27.co.uk					
1-	96.6	39.042	107.9	1:12.595	11-	24.917	98.1	37.555	107.2	1:02.472	
2-	25.295	98.5	37.602	108.8	1:02.897	12-	25.114	97.5	37.996	105.8	1:03.110
3-	25.202	98.0	38.086	108.1	1:03.288	13-	25.050	98.1	37.682	107.9	1:02.732
4-	25.233	98.0	37.698	108.8	1:02.931	14-	24.979	98.4	37.909	106.3	1:02.888
5-	24.969	98.4	37.752	106.7	1:02.721	15-	25.157	97.7	37.448	107.2	1:02.605
6-	25.326	98.3	37.751	106.5	1:03.077	16-	24.991	98.4	37.669	107.0	1:02.660
7-	25.037	98.5	37.824	106.7	1:02.861	17-	24.849	98.4	37.649	106.7	1:02.498
8-	25.150	98.1	37.752	107.4	1:02.902	18-	24.959	98.8	38.211	107.2	1:03.170
9-	25.143	97.8	37.682	106.5	1:02.825	19-	25.090	98.3	37.556	107.4	1:02.646
10-	25.228	94.1	37.476	107.5	1:02.704	20-	24.891	98.7	37.810	104.4	1:02.701
28	Jon VINCENT					Molly / GRF Heavy Transport					
1-	94.3	40.236	104.4	1:13.729	4-	25.365	94.7	37.984	103.6	1:03.349	
2-	25.449	94.5	38.326	104.7	1:03.775	5-	25.307	96.3	38.029	102.0	1:03.336
3-	25.332	94.4	38.162	103.4	1:03.494	6-	25.199	96.6	38.388	101.2	1:03.587
29	James LODGE					KRP / Earnshaws Motorcycles					
1-	98.5	37.619	110.6	1:07.250	11-	24.161	99.9	36.473	109.7	1:00.634	
2-	24.637	100.3	37.066	112.2	1:01.703	12-	24.176	99.4	36.365	109.7	1:00.541
3-	25.114	99.4	36.485	110.9	1:01.599	13-	24.240	99.6	36.432	110.2	1:00.672
4-	24.348	99.3	36.570	110.4	1:00.918	14-	24.417	99.1	36.457	109.8	1:00.874
5-	24.145	100.0	36.463	109.8	1:00.608	15-	24.155	99.3	36.399	110.6	1:00.554
6-	24.160	100.0	36.363	110.7	1:00.523	16-	24.226	99.1	37.007	108.6	1:01.233
7-	24.106	100.5	37.056	109.3	1:01.162	17-	24.376	98.8	36.793	108.8	1:01.169
8-	24.073	99.1	36.651	108.8	1:00.724	18-	24.496	98.4	36.839	108.6	1:01.335
9-	24.342	99.7	36.625	109.5	1:00.967	19-	24.560	98.7	36.852	108.4	1:01.412
10-	24.211	99.0	36.629	109.5	1:00.840	20-	24.514	98.8	37.297	106.0	1:01.811
35	Elliot LODGE					C Spike Racing					
1-	94.9	40.963	109.1	1:16.135	6-	25.968	96.8	39.177	105.3	1:05.145	
2-	26.052	97.1	38.794	107.7	1:04.846	7-	26.175	98.0	38.581	105.2	1:04.756
3-	25.870	96.6	38.957	108.1	1:04.827	8-	25.673	96.6	39.122	104.4	1:04.795
4-	25.892	96.7	38.774	107.9	1:04.666	9-	25.931	96.7	38.988	105.2	1:04.919
5-	26.153	97.7	38.716	107.5	1:04.869	10-	26.035	96.3	39.407	104.4	1:05.442

Mallory Park - BSB
Circuit Length = 1.4100 miles
Start: 13:50 End: 14:12

Weather / Track : Cloudy / Dry

MCRCB BULLETIN TK108

2009 Relentless British 125GP Championship & ACU Academy Cup

RACE 5 - SECTOR ANALYSIS

41	Shaun WINFIELD				C	TAG Triumph					
1-		95.6	38.590	108.2	1:11.276	11-	24.984	97.1	37.280	104.2	1:02.264
2-	25.337	97.3	37.270	108.2	1:02.607	12-	24.881	97.0	37.620	104.0	1:02.501
3-	24.949	97.4	37.422	106.7	1:02.371	13-	24.970	97.1	37.775	104.5	1:02.745
4-	25.461	95.6	37.539	105.8	1:03.000	14-	25.018	96.1	38.146	104.0	1:03.164
5-	24.869	96.8	37.842	104.4	1:02.711	15-	24.938	96.7	37.220	104.7	1:02.158
6-	24.931	96.6	37.608	103.6	1:02.539	16-	24.768	97.7	37.473	104.5	1:02.241
7-	25.012	97.1	37.669	104.4	1:02.681	17-	24.831	96.3	37.373	104.4	1:02.204
8-	25.154	97.0	37.676	105.0	1:02.830	18-	24.880	97.3	37.870	104.0	1:02.750
9-	25.142	98.3	37.375	105.2	1:02.517	19-	24.993	96.7	37.751	103.7	1:02.744
10-	25.213	97.4	37.477	103.6	1:02.690	20-	25.417	95.6	38.238	102.5	1:03.655
46	Ross WALKER				C	Ross Walker Racing					
1-		92.9	39.767	103.7	1:13.998	11-	25.374	95.2	37.796	102.0	1:03.170
2-	25.936	94.4	38.743	104.2	1:04.679	12-	25.334	95.1	37.644	102.6	1:02.978
3-	25.526	93.6	38.403	102.9	1:03.929	13-	25.221	94.0	38.291	102.1	1:03.512
4-	25.505	94.0	38.125	103.4	1:03.630	14-	25.336	94.7	38.229	102.0	1:03.565
5-	25.281	94.9	37.930	102.5	1:03.211	15-	25.581	95.3	37.863	102.0	1:03.444
6-	25.307	94.8	37.967	101.2	1:03.274	16-	25.074	95.6	37.927	102.0	1:03.001
7-	25.420	94.7	38.427	101.5	1:03.847	17-	25.310	94.8	37.486	102.0	1:02.796
8-	25.467	94.7	38.024	101.8	1:03.491	18-	25.549	96.4	37.860	103.1	1:03.409
9-	25.382	94.3	38.155	101.7	1:03.537	19-	25.418	96.0	37.628	102.1	1:03.046
10-	25.807	95.1	37.867	102.5	1:03.674	20-	25.281	95.2	37.204	103.1	1:02.485
50	Tim HASTINGS				C	KRP / Bradley Smith Racing					
1-		100.2	37.197	110.7	1:06.584	11-	24.419	101.2	36.697	109.5	1:01.116
2-	24.837	100.0	37.421	110.2	1:02.258	12-	24.559	101.1	36.570	108.8	1:01.129
3-	25.296	98.0	37.032	110.7	1:02.328	13-	24.536	98.5	37.351	110.2	1:01.887
4-	24.418	100.8	36.705	110.7	1:01.123	14-	24.694	102.1	36.882	109.1	1:01.576
5-	24.411	102.0	36.612	110.2	1:01.023	15-	24.621	97.3	37.001	109.7	1:01.622
6-	24.542	101.5	36.513	110.0	1:01.055	16-	24.568	101.2	36.575	110.2	1:01.143
7-	24.457	101.2	36.690	109.1	1:01.147	17-	24.429	100.6	36.669	109.8	1:01.098
8-	24.517	100.2	36.948	108.2	1:01.465	18-	24.819	101.8	37.137	108.2	1:01.956
9-	24.516	101.2	36.598	109.1	1:01.114	19-	24.649	100.2	37.188	108.9	1:01.837
10-	24.713	99.3	36.764	109.7	1:01.477	20-	24.546	101.5	36.859	108.2	1:01.405
52	Adam BLACKLOCK				C	Repli-Cast UK					
1-		98.5	37.745	109.8	1:09.367	11-	24.667	99.3	36.717	108.1	1:01.384
2-	24.799	97.8	37.182	109.3	1:01.981	12-	24.627	99.0	36.782	107.4	1:01.409
3-	24.583	98.8	36.843	110.7	1:01.426	13-	24.630	98.5	37.991	107.5	1:02.621
4-	24.742	98.0	37.116	109.8	1:01.858	14-	24.498	98.3	37.308	107.5	1:01.806
5-	24.589	99.1	36.666	108.1	1:01.255	15-	24.596	98.0	37.212	107.5	1:01.808
6-	24.465	99.7	36.759	109.7	1:01.224	16-	24.674	98.4	36.894	107.4	1:01.568
7-	24.511	100.2	36.894	108.2	1:01.405	17-	24.529	97.7	37.218	107.0	1:01.747
8-	24.634	99.1	36.899	108.1	1:01.533	18-	24.686	98.3	37.208	107.9	1:01.894
9-	24.700	99.4	36.859	107.4	1:01.559	19-	24.735	99.0	37.386	106.7	1:02.121
10-	24.783	99.6	36.804	107.2	1:01.587	20-	24.689	99.0	37.137	106.7	1:01.826
53	Corey LEWIS				C	Corey Lewis Racing					
1-		97.7	38.132	108.8	1:09.998	11-	25.120	97.4	37.046	105.8	1:02.166
2-	25.240	98.7	37.183	109.5	1:02.423	12-	25.035	97.5	37.327	105.0	1:02.362
3-	24.952	98.3	37.269	107.7	1:02.221	13-	25.063	98.3	37.439	104.9	1:02.502
4-	25.305	96.4	37.267	108.1	1:02.572	14-	25.214	97.4	37.286	104.9	1:02.500
5-	25.091	98.0	37.242	106.0	1:02.333	15-	25.206	96.8	37.060	104.4	1:02.266
6-	25.060	98.1	37.182	106.5	1:02.242	16-	24.904	98.3	37.225	105.0	1:02.129
7-	25.115	98.5	37.305	105.3	1:02.420	17-	25.243	96.4	37.089	104.9	1:02.332
8-	25.178	98.0	37.333	105.5	1:02.511	18-	25.018	98.1	37.458	105.5	1:02.476
9-	25.151	98.3	37.027	104.5	1:02.178	19-	25.103	98.0	36.969	105.3	1:02.072
10-	25.244	98.0	37.109	105.3	1:02.353	20-	25.083	97.8	37.334	105.0	1:02.417
61	Paul JORDAN				C	KRP / Bradley Smith Racing					
1-		101.1	37.866	111.1	1:08.515	8-	24.410	101.1	36.797	108.4	1:01.207
2-	24.905	101.2	37.254	110.2	1:02.159	9-	24.465	101.1	36.585	109.5	1:01.050
3-	24.439	101.1	37.133	113.0	1:01.572	10-	24.367	101.2	36.701	110.6	1:01.068

Mallory Park - BSB
Circuit Length = 1.4100 miles
Start: 13:50 End: 14:12

Weather / Track : Cloudy / Dry

MCRCB BULLETIN TK108

2009 Relentless British 125GP Championship & ACU Academy Cup

RACE 5 - SECTOR ANALYSIS

4-	24.377	101.4	36.992	111.7	1:01.369	11-	24.245	101.5	36.497	110.7	1:00.742
5-	24.312	102.0	36.740	109.8	1:01.052	12-	24.450	101.1	36.805	110.2	1:01.255
6-	24.543	100.8	37.000	109.7	1:01.543	13-	24.407	100.5	1:19.832	87.6	1:44.239
7-	24.467	100.8	36.773	108.4	1:01.240						
66	Tom HAYWARD					KRP / Daniel Weston Racing					
1-		100.3	37.474	111.5	1:08.026	10-	24.560	99.9	36.722	110.4	1:01.282
2-	24.742	100.6	36.822	111.5	1:01.564	11-	24.525	99.1	36.731	107.7	1:01.256
3-	24.775	98.5	37.068	111.8	1:01.843	12-	24.682	99.3	36.500	108.1	1:01.182
4-	24.531	99.9	36.923	109.8	1:01.454	13-	24.521	100.2	36.697	108.1	1:01.218
5-	24.536	100.5	36.470	110.0	1:01.006	14-	24.836	100.3	36.766	107.5	1:01.602
6-	24.405	100.3	36.614	109.5	1:01.019	15-	24.820	98.4	36.632	108.6	1:01.452
7-	24.381	100.5	36.849	108.6	1:01.230	16-	24.460	100.6	36.568	108.1	1:01.028
8-	24.391	99.9	36.760	109.3	1:01.151	17-	24.500	99.9	36.597	108.6	1:01.097
9-	24.504	100.0	36.660	109.1	1:01.164						
72	Connor BEHAN					SP125 / Express Forklifts					
1-		98.5	37.465	107.4	1:07.501	8-	24.408	99.1	36.571	105.2	1:00.979
2-	24.693	98.7	36.949	109.3	1:01.642	9-	24.291	98.4	36.478	105.8	1:00.769
3-	24.677	97.3	36.424	106.9	1:01.101	10-	24.263	97.4	36.572	105.7	1:00.835
4-	24.045	98.5	36.302	106.9	1:00.347	11-	24.296	97.3	36.717	105.3	1:01.013
5-	24.197	98.5	36.365	106.0	1:00.562	12-	24.211	98.0	36.636	103.1	1:00.847
6-	24.383	98.1	36.317	106.0	1:00.700	13-	24.428	95.5	36.883	103.9	1:01.311
7-	24.319	98.4	36.373	104.2	1:00.692						
87	Lee COSTELLO					Vent-Axia / www.sp125racing.com					
1-		96.3	38.104	107.2	1:09.551	11-	24.792	94.7	37.010	101.8	1:01.802
2-	24.809	96.4	37.185	107.9	1:01.994	12-	24.651	95.5	37.245	101.8	1:01.896
3-	24.792	96.3	37.009	105.0	1:01.801	13-	25.046	94.0	37.230	102.9	1:02.276
4-	25.456	93.7	36.924	104.9	1:02.380	14-	24.942	95.2	37.391	101.5	1:02.333
5-	24.845	96.0	37.289	102.9	1:02.134	15-	24.659	95.6	36.934	102.6	1:01.593
6-	24.788	95.3	37.205	102.5	1:01.993	16-	24.761	95.3	37.084	102.1	1:01.845
7-	24.682	96.4	37.062	102.0	1:01.744	17-	24.612	95.7	36.852	102.0	1:01.464
8-	24.822	95.9	37.069	102.6	1:01.891	18-	24.835	94.8	37.219	102.6	1:02.054
9-	24.911	95.7	37.153	101.8	1:02.064	19-	24.731	95.5	36.895	102.9	1:01.626
10-	24.960	95.6	36.970	102.0	1:01.930	20-	24.679	96.3	36.950	102.8	1:01.629
91	Ian STANFORD					Stanford Racing					
1-		93.2	40.252	107.4	1:14.609	4-	26.537	92.6	39.400	100.8	1:05.937
2-	25.760	97.1	38.333	106.9	1:04.093	5-	27.723	91.2	41.051	86.4	1:08.774
3-	26.016	93.2	39.385	101.8	1:05.401						
99	Kasey WYATT					C Repli-Cast UK					
1-		94.5	41.070	106.0	1:15.828	11-	26.054	95.5	38.634	102.0	1:04.688
2-	26.662	93.3	38.864	106.2	1:05.526	12-	26.179	95.6	38.435	103.1	1:04.614
3-	26.174	93.9	38.732	105.7	1:04.906	13-	25.771	94.5	38.417	104.0	1:04.188
4-	25.635	94.8	38.795	106.5	1:04.430	14-	25.908	94.7	39.163	99.9	1:05.071
5-	26.279	94.3	38.853	104.4	1:05.132	15-	26.176	95.1	38.704	102.9	1:04.880
6-	25.678	96.7	39.361	101.7	1:05.039	16-	25.700	95.5	38.747	103.6	1:04.447
7-	26.016	96.0	38.683	104.4	1:04.699	17-	26.145	96.0	39.236	102.0	1:05.381
8-	25.756	96.6	39.438	103.9	1:05.194	18-	25.950	94.7	39.733	102.8	1:05.683
9-	25.778	96.0	38.858	105.7	1:04.636	19-	25.698	95.2	38.776	102.3	1:04.474
10-	25.685	95.6	39.634	102.9	1:05.319						

Mallory Park - BSB
Circuit Length = 1.4100 miles
Start: 13:50 End: 14:12

Weather / Track : Cloudy / Dry

MCRCB BULLETIN TK109

2009 Relentless British 125GP Championship & ACU Academy Cup

RACE 5 - SPEED TRAPS

SECTOR 1				SECTOR 2			FINISH LINE			
POS	NO	NAME	MPH	NO	NAME	MPH	NO	NAME	MPH	
1	50	Tim HASTINGS	102.1				61	Paul JORDAN	113.0	
2	61	Paul JORDAN	102.0				29	James LODGE	112.2	
3	16	Shaun HORSMAN	100.9				66	Tom HAYWARD	111.8	
4	8	Brian CLARK	100.8				8	Brian CLARK	111.3	
5	66	Tom HAYWARD	100.6				50	Tim HASTINGS	110.7	
6	29	James LODGE	100.5				52	Adam BLACKLOCK	110.7	
7	13	Rob GUIVER	100.2				13	Rob GUIVER	110.2	
8	52	Adam BLACKLOCK	100.2				2	Robbie STEWART	110.0	
9	6	Martin GLOSSOP	99.9				53	Corey LEWIS	109.5	
10	11	Tom WEEDEN	99.4				16	Shaun HORSMAN	109.3	
11	17	John McPHEE	99.4				72	Connor BEHAN	109.3	
12	72	Connor BEHAN	99.1				11	Tom WEEDEN	109.1	
13	27	Catherine GREEN	98.8				19	Michael HILL	109.1	
14	2	Robbie STEWART	98.7				35	Elliot LODGE	109.1	
15	53	Corey LEWIS	98.7				17	John McPHEE	108.9	
16	19	Michael HILL	98.3				24	Ben BARRETT	108.8	
17	41	Shaun WINFIELD	98.3				27	Catherine GREEN	108.8	
18	22	Matthew PAULO	98.1				22	Matthew PAULO	108.2	
19	26	Nicole McALEER	98.1				41	Shaun WINFIELD	108.2	
20	35	Elliot LODGE	98.0				87	Lee COSTELLO	107.9	
21	24	Ben BARRETT	97.4				6	Martin GLOSSOP	107.5	
22	91	Ian STANFORD	97.1				26	Nicole McALEER	107.5	
23	99	Kasey WYATT	96.7				91	Ian STANFORD	107.4	
24	28	Jon VINCENT	96.6				99	Kasey WYATT	106.5	
25	46	Ross WALKER	96.4				9	Niall CAMPBELL	105.7	
26	87	Lee COSTELLO	96.4				21	Tom STANFORD	105.7	
27	9	Niall CAMPBELL	95.9				18	Danny SMITH	105.3	
28	18	Danny SMITH	94.9				28	Jon VINCENT	104.7	
29	21	Tom STANFORD	94.0				46	Ross WALKER	104.2	

Weather / Track : Cloudy / Dry

www.tsl-timing.com

Mallory Park - BSB
Circuit Length = 1.4100 miles
Start: 13:50 End: 14:12

Printed - 14.16 Sunday, 19 July 2009

MCRCB BULLETIN TK110

2009 Relentless British 125GP Championship & ACU Academy Cup

RACE 5 - BEST SECTOR TIMES

SECTOR 1			SECTOR 2			IDEAL / BEST COMPARISON						
POS	NO	NAME	TIME	NO	NAME	TIME	POS	NO	NAME	IDEAL	BEST	DIFF
1	72	BEHAN	24.045	13	GUIVER	36.166	1	72	BEHAN	1:00.347	1:00.347	0.000
2	29	LODGE	24.073	72	BEHAN	36.302	2	13	GUIVER	1:00.355	1:00.406	0.051
3	13	GUIVER	24.189	29	LODGE	36.363	3	29	LODGE	1:00.436	1:00.523	0.087
4	61	JORDAN	24.245	16	HORSMAN	36.403	4	16	HORSMAN	1:00.736	1:00.751	0.015
5	8	CLARK	24.284	2	STEWART	36.455	5	61	JORDAN	1:00.742	1:00.742	0.000
6	2	STEWART	24.301	66	HAYWARD	36.470	6	2	STEWART	1:00.756	1:00.896	0.140
7	16	HORSMAN	24.333	61	JORDAN	36.497	7	8	CLARK	1:00.846	1:01.012	0.166
8	66	HAYWARD	24.381	50	HASTINGS	36.513	8	66	HAYWARD	1:00.851	1:01.006	0.155
9	50	HASTINGS	24.411	8	CLARK	36.562	9	50	HASTINGS	1:00.924	1:01.023	0.099
10	52	BLACKLOCK	24.465	6	GLOSSOP	36.628	10	52	BLACKLOCK	1:01.131	1:01.224	0.093
11	87	COSTELLO	24.612	52	BLACKLOCK	36.666	11	87	COSTELLO	1:01.464	1:01.464	0.000
12	22	PAULO	24.693	87	COSTELLO	36.852	12	11	WEEDEN	1:01.670	1:02.001	0.331
13	17	McPHEE	24.716	19	HILL	36.919	13	22	PAULO	1:01.713	1:02.003	0.290
14	11	WEEDEN	24.730	11	WEEDEN	36.940	14	19	HILL	1:01.805	1:01.805	0.000
15	41	WINFIELD	24.768	53	LEWIS	36.969	15	53	LEWIS	1:01.873	1:02.072	0.199
16	27	GREEN	24.849	22	PAULO	37.020	16	17	McPHEE	1:01.967	1:02.192	0.225
17	19	HILL	24.886	24	BARRETT	37.191	17	41	WINFIELD	1:01.988	1:02.158	0.170
18	53	LEWIS	24.904	46	WALKER	37.204	18	24	BARRETT	1:02.278	1:02.407	0.129
19	46	WALKER	25.074	41	WINFIELD	37.220	19	46	WALKER	1:02.278	1:02.485	0.207
20	24	BARRETT	25.087	17	McPHEE	37.251	20	27	GREEN	1:02.297	1:02.472	0.175
21	26	McALEER	25.139	26	McALEER	37.347	21	26	McALEER	1:02.486	1:02.887	0.401
22	28	VINCENT	25.199	27	GREEN	37.448	22	28	VINCENT	1:03.183	1:03.336	0.153
23	18	SMITH	25.288	28	VINCENT	37.984	23	21	STANFORD	1:03.665	1:03.665	0.000
24	21	STANFORD	25.453	21	STANFORD	38.212	24	18	SMITH	1:03.728	1:03.855	0.127
25	99	WYATT	25.635	9	CAMPBELL	38.261	25	9	CAMPBELL	1:03.900	1:04.136	0.236
26	9	CAMPBELL	25.639	91	STANFORD	38.333	26	99	WYATT	1:04.052	1:04.188	0.136
27	35	LODGE	25.673	99	WYATT	38.417	27	91	STANFORD	1:04.093	1:04.093	0.000
28	91	STANFORD	25.760	18	SMITH	38.440	28	35	LODGE	1:04.254	1:04.666	0.412
29	6	GLOSSOP	1:10.136	35	LODGE	38.581	29	6	GLOSSOP	1:46.764		
									Perfect lap	1:00.211		

MCRCB BULLETIN TK111

2009 Relentless British 125GP Championship & ACU Academy Cup

RIDERS POINTS AFTER ROUND 7

	TOTAL	13h April Brands Hatch - Indy	4th May Oulton Park	25th May Donington Park	31st May Thruxton	21st June Snetterton	5th July Knockhill	19th July Mallory Park	9th August Brands Hatch - GP	31st August Cadwell Park	13th September Croft	27th September Silverstone	11th October Oulton Park
James LODGE	127	13	16	20	13	20	25	20					
Martin GLOSSOP	97	25	25	25		11	11						
Rob GUIVER	92	9	20		9	9	20	25					
Tim HASTINGS	72		10	5	20	16	5	16					
Brian CLARK	71			16	25	10	10	10					
Paul JORDAN	64	11		8	16	25	4						
Tom HAYWARD	59	20	13		7	13	6						
Connor BEHAN	47	10	11		10		16						
Shaun HORSMAN	44	16		6	11			11					
Lee COSTELLO	33			11	6		8	8					
Robbie STEWART	32		4		2		13	13					
Ryan SAXELBY	30	7	9		5	6	3						
Adam BLACKLOCK	27			3	8	7		9					
Taylor MACKENZIE	26	3		13		3	7						
Michael HILL	24		2	10	4		2	6					
Catherine GREEN	22	6	8		1	5		2					
Peter SUTHERLAND	21		6	7		8							
Deane BROWN	13					4	9						
Matthew PAULO	13			9				4					
Edward RENDELL	10	5			3	2							
Philip WAKEFIELD	10	4	5				1						
Harry STAFFORD	8	8											
Sam HORNSEY	7		7										
Corey LEWIS	7							7					
Jon VINCENT	5	1		4									
Shaun WINFIELD	5	2						3					
Tom WEEDEN	5							5					
Rob HODSON	3		3										
Luke HARVEY	2			2									
John McPHEE	2			1				1					
Ben BARRETT	1		1										
Jamie MOSSEY	1					1							

MCRCB BULLETIN TK112

2009 Relentless British 125GP Championship & ACU Academy Cup CUP POINTS AFTER ROUND 7

	TOTAL	13h April Brands Hatch - Indy	4th May Oulton Park	25th May Donington Park	31st May Thruxton	21st June Snetterton	5th July Knockhill	19th July Mallory Park	9th August Brands Hatch - GP	31st August Cadwell Park	13th September Croft	27th September Silverstone	11th October Oulton Park
Tim HASTINGS	129		25	13	25	25	16	25					
Adam BLACKLOCK	78			11	20	16	11	20					
Taylor MACKENZIE	76	20		25		11	20						
Matthew PAULO	69	9	11	20		8	10	11					
Peter SUTHERLAND	62	10	16	16		20							
John McPHEE	59	13		10	9	5	13	9					
Deane BROWN	54				16	13	25						
Tom WEEDEN	53	6	13		11	10		13					
Ross WALKER	45	8	7		13	9		8					
Shaun WINFIELD	43	16		7	10			10					
Nicole McALEER	37			6	8	7	9	7					
Kasey WYATT	29	5	6	8			5	5					
Corey LEWIS	28			5	7			16					
Tomas DOUGHTY	26	7	9	4	6								
Harry STAFFORD	25	25											
Joshua HARLAND	25	11	8			6							
Niall CAMPBELL	21			3		4	8	6					
Sam HORNSEY	20		20										
Andy REID	19		10	9									
Elliot LODGE	7						7						
Sammi TASKER	6						6						