



BRITISH 125GP

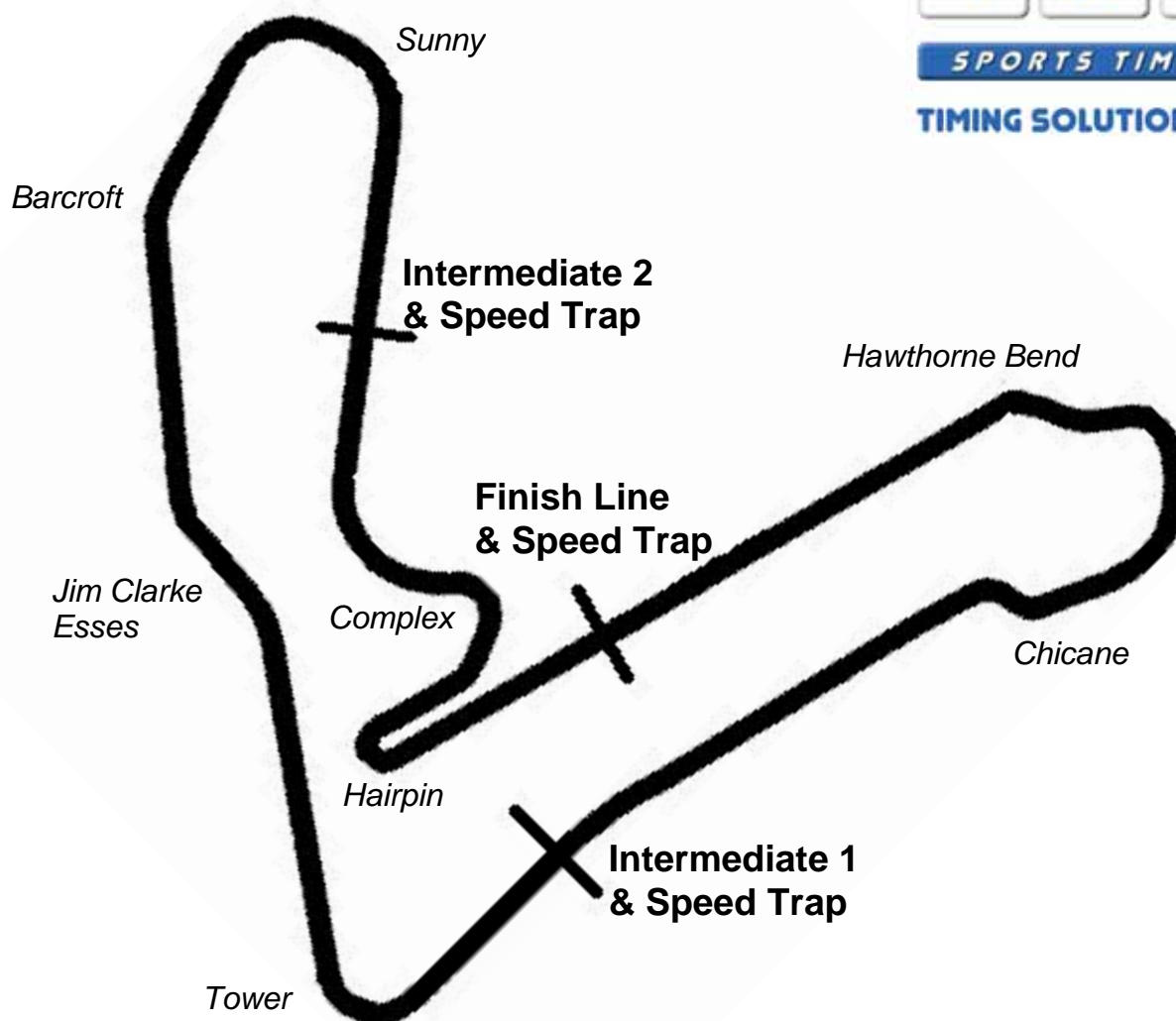
Round 7
.....7

2009



Results Provided by Timing Solutions Ltd
www.tsl-timing.com

CROFT



Circuit Length: 2.1250 miles / 3419.9 metres
 Intermediate 1: 1088 metres
 Intermediate 2: 2562 metres
 Pit In: 3280 metres
 Pit Out: 126 metres after Finish Line

| Lap Records | | Best Sector Information | | | | | |
|-----------------|----------|-------------------------|---------------|----------|---------------|----------|----------------|
| | | Sector 1 | S1 Trap (mph) | Sector 2 | S2 Trap (mph) | Sector 3 | F/L Trap (mph) |
| Superbike | 1:19.695 | 23.608 | 159.7 | 33.080 | 131.5 | 22.075 | 141.3 |
| Supersport | 1:22.166 | 24.512 | 147.8 | 34.138 | 124.0 | 22.735 | 129.6 |
| Superstock 1000 | 1:22.914 | 24.880 | 152.2 | 34.601 | 125.2 | 23.048 | 135.0 |
| Superstock 600 | 1:25.409 | 25.928 | 140.1 | 35.496 | 118.1 | 23.715 | 125.0 |
| 125GP | 1:26.613 | 26.524 | 122.0 | 35.874 | 107.8 | 24.038 | 106.9 |

2009 Relentless British 125GP Championship & ACU Academy Cup

FREE PRACTICE 1 - CLASSIFICATION

| POS | NO | CL | NAME | ENTRY | TIME | ON | LAPS | GAP | DIFF | MPH |
|-----|----|----|-------------------------|---|-----------------|----|------|---------------|-------|-------|
| 1 | 13 | | Rob GUIVER | Honda - SP125 / RG Racing | 1:28.715 | 11 | 11 | | | 86.23 |
| 2 | 6 | | Martin GLOSSOP | Seel Honda - KRP / Bradley Smith Racing | 1:29.054 | 8 | 12 | 0.339 | 0.339 | 85.90 |
| 3 | 2 | | Robbie STEWART | Honda - Repli-Cast UK | 1:29.068 | 9 | 11 | 0.353 | 0.014 | 85.89 |
| 4 | 50 | C | Tim HASTINGS | Honda - KRP / Bradley Smith Racing | 1:29.116 | 11 | 11 | 0.401 | 0.048 | 85.84 |
| 5 | 1 | | Matthew HOYLE | Honda - sp125racing / Mackrory Demolition | 1:29.254 | 11 | 13 | 0.539 | 0.138 | 85.71 |
| 6 | 66 | | Tom HAYWARD | Honda - KRP / Daniel Weston Racing | 1:29.653 | 13 | 13 | 0.938 | 0.399 | 85.33 |
| 7 | 16 | | Shaun HORSMAN | Honda - Symitry I.T. North | 1:30.470 | 11 | 12 | 1.755 | 0.817 | 84.55 |
| 8 | 72 | | Connor BEHAN | Honda - SP125 / Express Forklifts | 1:30.486 | 9 | 12 | 1.771 | 0.016 | 84.54 |
| 9 | 28 | | Jon VINCENT | Honda - Molly / GRF Heavy Transport | 1:30.492 | 13 | 13 | 1.777 | 0.006 | 84.53 |
| 10 | 61 | | Paul JORDAN | Honda - KRP / Bradley Smith Racing | 1:30.556 | 10 | 10 | 1.841 | 0.064 | 84.47 |
| 11 | 77 | C | Taylor MACKENZIE | Honda - MMCG Motorpoint | 1:30.629 | 10 | 10 | 1.914 | 0.073 | 84.41 |
| 12 | 19 | | Michael HILL | Honda - TABOO Motorsport | 1:30.657 | 9 | 12 | 1.942 | 0.028 | 84.38 |
| 13 | 29 | | James LODGE | Honda - KRP / Earnshaws Motorcycles | 1:30.675 | 12 | 12 | 1.960 | 0.018 | 84.36 |
| 14 | 52 | C | Adam BLACKLOCK | Honda - Repli-Cast UK | 1:30.840 | 8 | 10 | 2.125 | 0.165 | 84.21 |
| 15 | 93 | C | Danny KENT | Honda - Team Aztec GP | 1:31.170 | 12 | 13 | 2.455 | 0.330 | 83.91 |
| 16 | 23 | C | Harry STAFFORD | Honda - RCS / BTB | 1:31.176 | 10 | 10 | 2.461 | 0.006 | 83.90 |
| 17 | 27 | | Catherine GREEN | Honda - www.cgracing27.co.uk | 1:31.300 | 8 | 13 | 2.585 | 0.124 | 83.79 |
| 18 | 10 | C | Peter SUTHERLAND | Aprillia - Kinpac Racing | 1:31.365 | 9 | 12 | 2.650 | 0.065 | 83.73 |
| 19 | 46 | C | Ross WALKER | Honda - Ross Walker Racing | 1:31.405 | 13 | 13 | 2.690 | 0.040 | 83.69 |
| 20 | 22 | C | Matthew PAULO | Honda - Paulo Racing | 1:32.254 | 13 | 13 | 3.539 | 0.849 | 82.92 |
| 21 | 57 | | Jamie FERGUSON | Honda - Team Ferguson Racing | 1:32.476 | 9 | 12 | 3.761 | 0.222 | 82.72 |
| 22 | 26 | C | Nicole McALEER | Honda - Megabikes.ie | 1:32.516 | 9 | 12 | 3.801 | 0.040 | 82.68 |
| 23 | 24 | | Ben BARRETT | Honda - SP125Racing / Lowerdale Autos | 1:32.799 | 12 | 12 | 4.084 | 0.283 | 82.43 |
| 24 | 11 | C | Tom WEEDEN | Honda - TABOO Motorsport Junior Team | 1:33.705 | 9 | 11 | 4.990 | 0.906 | 81.64 |
| 25 | 7 | C | Deane BROWN | Honda - Colin Appleyard / Macadam Racing | 1:34.348 | 5 | 5 | 5.633 | 0.643 | 81.08 |
| 26 | 96 | | Ryan SAXELBY | Honda - KRP / Bradley Smith Racing | 1:34.538 | 8 | 8 | 5.823 | 0.190 | 80.92 |
| 27 | 99 | C | Kasey WYATT | Honda - Repli-Cast UK | 1:34.713 | 11 | 11 | 5.998 | 0.175 | 80.77 |
| 28 | 45 | C | Ewan GRAY | Honda - Ewan Gray Racing | 1:35.096 | 11 | 12 | 6.381 | 0.383 | 80.44 |
| 29 | 4 | | Philip WAKEFIELD | Honda - PWR / Sandbach Scrap Metal | 1:35.141 | 12 | 12 | 6.426 | 0.045 | 80.40 |
| 30 | 91 | | Ian STANFORD | Honda - Stanford Racing | 1:36.038 | 6 | 12 | 7.323 | 0.897 | 79.65 |
| 31 | 21 | | Tom STANFORD | Honda - Stanford Racing | 1:39.205 | 11 | 12 | 10.490 | 3.167 | 77.11 |
| 32 | 75 | C | Richard FERGUSON | Honda - Team Ferguson Racing | 1:39.419 | 11 | 11 | 10.704 | 0.214 | 76.94 |
| 33 | 35 | C | Elliot LODGE | Honda - Spike Racing | 1:41.250 | 5 | 6 | 12.535 | 1.831 | 75.55 |
| 34 | 9 | C | Niall CAMPBELL | Honda - Kinpac Racing | 1:42.275 | 2 | 3 | 13.560 | 1.025 | 74.79 |
| 35 | 8 | | Brian CLARK | Honda - Banks Racing/Express Racewear | | 0 | 1 | | | |

Weather / Track : Sunny / Dry

Croft
Circuit Length = 2.1250 miles
Start: 12:05 End: 12:26

2009 Relentless British 125GP Championship & ACU Academy Cup

FREE PRACTICE 1 - SECTOR ANALYSIS

| | | | | | | | | | | | | | | | |
|-----------|-------------------------|--------------|-----------------|--------------|---------------|------------------------------------|-----------------|-----|---------------|--------------|---------------|--------------|---------------|--------------|-----------------|
| 1 | Matthew HOYLE | | | | | sp125racing / Mackrory Demolition | | | | | | | | | |
| 1- | Out | 86.0 | 48.309 | 82.8 | 30.154 | 83.9 | 2:01.535 | 8- | 28.126 | 116.3 | 37.596 | 102.3 | 25.534 | 101.5 | 1:31.256 |
| 2- | 33.385 | 98.0 | 43.140 | 87.7 | 28.093 | 88.4 | 1:44.618 | 9- | 27.874 | 116.9 | 38.089 | 99.6 | 26.088 | 101.1 | 1:32.051 |
| 3- | 32.140 | 102.3 | 41.985 | 91.8 | 27.982 | 91.1 | 1:42.107 | 10- | 28.214 | 116.1 | 37.341 | 100.9 | 25.036 | 102.1 | 1:30.591 |
| 4- | 31.006 | 102.8 | 40.954 | 95.6 | 28.865 | 99.9 | 1:40.825 | 11- | 27.670 | 117.1 | 36.654 | 101.5 | 24.930 | 102.8 | 1:29.254 |
| 5- | 28.953 | 117.1 | 38.342 | 101.7 | 25.862 | 102.0 | 1:33.157 | 12- | 27.327 | 117.3 | 36.584 | 102.6 | 25.670 | 102.3 | 1:29.581 |
| 6- | 28.993 | 115.5 | 39.076 | 101.2 | 25.678 | 101.5 | 1:33.747 | 13- | 27.781 | 118.8 | 37.986 | 100.9 | 25.254 | 101.7 | 1:31.021 |
| 7- | 27.997 | 115.5 | 38.009 | 100.8 | 25.519 | 100.9 | 1:31.525 | | | | | | | | |
| 2 | Robbie STEWART | | | | | Repli-Cast UK | | | | | | | | | |
| 1- | Out | 84.6 | 44.669 | 95.9 | 27.645 | 97.0 | 1:51.853 | 7- | 27.765 | 112.8 | 36.879 | 101.4 | 25.159 | 101.2 | 1:29.803 |
| 2- | 30.628 | 111.3 | 39.870 | 97.5 | 27.035 | 99.7 | 1:37.533 | 8- | 27.603 | 113.7 | 37.059 | 100.8 | 24.753 | 101.5 | 1:29.415 |
| 3- | 28.756 | 112.8 | 39.888 | 100.9 | 25.870 | 99.1 | 1:34.514 | 9- | 27.538 | 113.9 | 36.602 | 101.2 | 24.928 | 101.1 | 1:29.068 |
| 4- | 27.977 | 113.6 | 37.652 | 99.3 | 25.262 | 100.8 | 1:30.891 | 10- | 28.214 | 111.5 | 38.471 | 96.7 | In | | 1:31.967 P |
| 5- | 27.823 | 115.3 | 36.810 | 101.4 | 24.960 | 101.1 | 1:29.593 | 11- | Out | 112.2 | 38.488 | 100.3 | 25.457 | 101.5 | 5:09.532 |
| 6- | 27.698 | 113.7 | 37.029 | 100.9 | 24.945 | 101.5 | 1:29.672 | | | | | | | | |
| 4 | Philip WAKEFIELD | | | | | PWR / Sandbach Scrap Metal | | | | | | | | | |
| 1- | Out | 86.6 | 48.148 | 84.1 | 29.768 | 83.6 | 2:02.624 | 7- | 30.371 | 92.7 | 41.674 | 88.2 | 26.599 | 89.2 | 1:38.644 |
| 2- | 32.778 | 89.1 | 44.271 | 87.6 | 28.570 | 86.3 | 1:45.619 | 8- | 30.180 | 97.5 | 41.278 | 91.1 | 26.556 | 89.8 | 1:38.014 |
| 3- | 31.975 | 91.1 | 43.154 | 86.9 | 28.056 | 87.6 | 1:43.185 | 9- | 30.547 | 100.0 | 41.179 | 91.2 | 26.333 | 90.3 | 1:38.059 |
| 4- | 31.174 | 92.1 | 42.833 | 88.7 | 27.683 | 87.8 | 1:41.690 | 10- | 30.032 | 101.4 | 41.420 | 90.0 | In | | 1:36.276 P |
| 5- | 30.585 | 94.8 | 42.126 | 89.1 | 27.349 | 89.8 | 1:40.060 | 11- | Out | 104.4 | 40.943 | 98.3 | 25.905 | 98.4 | 2:28.042 |
| 6- | 30.169 | 92.4 | 42.070 | 90.7 | 26.604 | 90.4 | 1:38.843 | 12- | 29.086 | 96.4 | 40.482 | 98.3 | 25.573 | 98.8 | 1:35.141 |
| 6 | Martin GLOSSOP | | | | | KRP / Bradley Smith Racing | | | | | | | | | |
| 1- | Out | 98.7 | 43.324 | 96.8 | 27.567 | 98.3 | 1:49.275 | 7- | 27.431 | 117.5 | 38.155 | 100.3 | 24.789 | 104.0 | 1:30.375 |
| 2- | 29.321 | 118.1 | 38.855 | 101.4 | 26.351 | 100.0 | 1:34.527 | 8- | 27.302 | 117.9 | 36.928 | 102.0 | 24.824 | 103.9 | 1:29.054 |
| 3- | 28.600 | 115.9 | 38.128 | 101.2 | 26.573 | 102.6 | 1:33.301 | 9- | 27.783 | 114.5 | 38.695 | 98.1 | In | | 1:29.766 P |
| 4- | 27.904 | 116.3 | 37.624 | 101.1 | 25.164 | 103.6 | 1:30.692 | 10- | Out | 115.9 | 38.205 | 101.8 | 24.847 | 104.9 | 4:02.213 |
| 5- | 27.646 | 117.3 | 37.066 | 102.3 | 25.067 | 103.7 | 1:29.779 | 11- | 27.836 | 117.5 | 37.586 | 102.8 | 24.654 | 105.2 | 1:30.076 |
| 6- | 27.606 | 117.7 | 37.315 | 103.6 | 24.905 | 104.4 | 1:29.826 | 12- | 27.380 | 117.9 | 37.593 | 102.9 | 25.129 | 104.5 | 1:30.102 |
| 7 | Deane BROWN | | | | | C Colin Appleyard / Macadam Racing | | | | | | | | | |
| 1- | Out | 107.9 | 41.417 | 99.0 | 26.893 | 101.2 | 1:43.284 | 4- | 29.048 | 111.3 | 39.739 | 98.1 | 26.125 | 99.1 | 1:34.912 |
| 2- | 35.518 | 84.8 | 45.564 | 84.8 | In | | 1:48.347 P | 5- | 28.745 | 108.4 | 39.707 | 96.7 | 25.896 | 101.2 | 1:34.348 |
| 3- | Out | 104.7 | 41.963 | 95.5 | 26.612 | 99.3 | 5:44.584 | | | | | | | | |
| 8 | Brian CLARK | | | | | Banks Racing/Express Racewear | | | | | | | | | |
| 1- | Out | 56.0 | 1:07.926 | 57.0 | In | | 2:27.903 P | | | | | | | | |
| 9 | Niall CAMPBELL | | | | | C Kinpac Racing | | | | | | | | | |
| 1- | Out | 88.1 | 48.228 | 92.4 | 28.691 | 94.0 | 1:54.948 | 3- | 31.019 | 106.9 | 42.009 | 91.1 | In | | 1:39.021 P |
| 2- | 32.633 | 106.0 | 42.149 | 95.2 | 27.493 | 96.8 | 1:42.275 | | | | | | | | |
| 10 | Peter SUTHERLAND | | | | | C Kinpac Racing | | | | | | | | | |
| 1- | Out | 110.0 | 41.044 | 100.0 | 27.766 | 101.8 | 1:44.438 | 7- | 28.178 | 116.5 | 38.024 | 101.8 | 25.647 | 103.4 | 1:31.849 |
| 2- | 29.250 | 114.5 | 38.585 | 101.4 | 26.921 | 101.5 | 1:34.756 | 8- | 28.215 | 116.1 | 37.870 | 102.3 | 25.750 | 103.1 | 1:31.835 |
| 3- | 28.672 | 114.5 | 38.517 | 101.4 | 26.389 | 101.4 | 1:33.578 | 9- | 27.786 | 115.9 | 37.879 | 101.1 | 25.700 | 102.8 | 1:31.365 |
| 4- | 28.231 | 115.5 | 39.322 | 101.2 | In | | 1:34.725 P | 10- | 27.907 | 116.9 | 37.781 | 102.5 | 26.133 | 103.2 | 1:31.821 |
| 5- | Out | 115.3 | 38.224 | 101.1 | 26.829 | 102.3 | 3:16.864 | 11- | 27.745 | 117.5 | 37.609 | 101.8 | 26.228 | 103.7 | 1:31.582 |
| 6- | 28.283 | 113.9 | 38.461 | 101.8 | 26.072 | 103.6 | 1:32.816 | 12- | 28.292 | 115.1 | 37.914 | 102.6 | 25.739 | 103.4 | 1:31.945 |
| 11 | Tom WEEDEN | | | | | C TABOO Motorsport Junior Team | | | | | | | | | |
| 1- | 31.069 | 111.5 | 41.093 | 97.7 | In | | 1:38.601 P | 7- | 28.986 | 113.4 | 39.419 | 100.5 | 26.466 | 101.5 | 1:34.871 |
| 2- | Out | 111.8 | 41.681 | 97.7 | 27.527 | 100.6 | 2:17.427 | 8- | 29.043 | 111.7 | 39.380 | 99.9 | 26.859 | 101.5 | 1:35.282 |
| 3- | 31.328 | 111.1 | 41.202 | 100.5 | 26.674 | 101.5 | 1:39.204 | 9- | 28.639 | 112.8 | 38.786 | 99.4 | 26.280 | 101.1 | 1:33.705 |
| 4- | 30.848 | 110.7 | 39.939 | 100.2 | 27.137 | 99.3 | 1:37.924 | 10- | 29.000 | 112.2 | 39.296 | 100.3 | 26.285 | 101.8 | 1:34.581 |
| 5- | 29.957 | 112.2 | 39.793 | 100.2 | 26.812 | 100.2 | 1:36.562 | 11- | 29.389 | 111.1 | 39.049 | 100.6 | 26.128 | 103.1 | 1:34.566 |
| 6- | 29.635 | 113.9 | 40.356 | 99.3 | 26.559 | 101.8 | 1:36.550 | | | | | | | | |

Croft
Circuit Length = 2.1250 miles
Start: 12:05 End: 12:26

Weather / Track : Sunny / Dry

2009 Relentless British 125GP Championship & ACU Academy Cup

FREE PRACTICE 1 - SECTOR ANALYSIS

| | | | | | | | | | | | | | | | | |
|-----------|-----------------------|--------------|--------|--------------|---------------|--------------|----------|-----|---------------|---------------|-------------------------------|---------------|---------------|---------------|-----------------|-----------------|
| 13 | Rob GUIVER | | | | | | | | | | SP125 / RG Racing | | | | | |
| 1- | 32.149 | 86.0 | 43.419 | 84.9 | 27.716 | 90.6 | 1:43.284 | 7- | <i>27.339</i> | 114.3 | 36.782 | 100.9 | In | 1:28.461 | P | |
| 2- | 31.062 | 100.3 | 41.613 | 90.3 | 27.033 | 93.1 | 1:39.708 | 8- | Out | 110.7 | 37.886 | 99.7 | 25.300 | 99.9 | 2:40.388 | |
| 3- | 30.063 | 106.7 | 39.515 | 94.8 | 26.248 | 99.1 | 1:35.826 | 9- | 27.694 | <i>115.7</i> | 37.155 | 100.0 | In | 1:28.545 | P | |
| 4- | 28.383 | 113.6 | 38.156 | 96.3 | 25.740 | 100.8 | 1:32.279 | 10- | Out | 111.7 | 37.177 | 99.3 | 24.958 | 100.2 | 2:17.463 | |
| 5- | 27.781 | 113.4 | 36.731 | 100.8 | 24.931 | <i>100.9</i> | 1:29.443 | 11- | 27.356 | 112.2 | <i>36.677</i> | <i>101.7</i> | <i>24.682</i> | 100.3 | 1:28.715 | |
| 6- | 27.402 | 113.7 | 36.703 | 101.5 | 24.897 | 99.3 | 1:29.002 | | | | | | | | | |
| 16 | Shaun HORSMAN | | | | | | | | | | Symitry I.T. North | | | | | |
| 1- | Out | 93.1 | 46.822 | 88.1 | In | | 1:55.329 | P | 7- | 29.252 | 108.9 | 39.800 | 94.0 | 26.340 | 97.1 | 1:35.392 |
| 2- | Out | 92.9 | 43.114 | 89.4 | 28.193 | 89.5 | 3:03.886 | | 8- | 29.592 | 105.8 | 39.387 | 91.4 | 26.009 | 97.4 | 1:34.988 |
| 3- | 30.644 | 94.1 | 41.763 | 89.8 | 27.737 | 88.8 | 1:40.144 | | 9- | 28.498 | 110.6 | 38.327 | 99.6 | 25.579 | 99.3 | 1:32.404 |
| 4- | 30.210 | 94.9 | 40.906 | 92.8 | 27.488 | 91.2 | 1:38.604 | | 10- | 28.022 | 111.5 | 39.160 | 99.3 | 25.965 | 99.9 | 1:33.147 |
| 5- | 29.900 | 101.1 | 40.382 | 95.7 | 26.684 | 93.7 | 1:36.966 | | 11- | <i>27.754</i> | <i>112.0</i> | <i>37.406</i> | <i>100.5</i> | <i>25.310</i> | <i>100.6</i> | 1:30.470 |
| 6- | 29.454 | 106.7 | 40.353 | 94.5 | 26.934 | 93.2 | 1:36.741 | | 12- | 27.835 | 110.4 | 38.018 | 98.7 | 25.860 | 100.0 | 1:31.713 |
| 19 | Michael HILL | | | | | | | | | | TABOO Motorsport | | | | | |
| 1- | Out | 112.4 | 39.790 | 91.9 | 26.437 | 99.9 | 1:52.141 | | 7- | 28.224 | 114.1 | 39.039 | 97.1 | 26.054 | 101.1 | 1:33.317 |
| 2- | 28.406 | <i>115.5</i> | 38.440 | 100.6 | 26.234 | 99.0 | 1:33.080 | | 8- | 27.929 | 114.1 | 38.562 | 100.3 | 25.398 | 101.4 | 1:31.889 |
| 3- | 28.197 | 115.3 | 39.485 | 100.2 | 26.116 | 100.8 | 1:33.798 | | 9- | 27.954 | 113.4 | <i>37.387</i> | 100.8 | 25.316 | 100.2 | 1:30.657 |
| 4- | 28.045 | 114.9 | 39.264 | 99.9 | 26.102 | 100.9 | 1:33.411 | | 10- | 28.240 | 113.2 | 37.716 | 99.7 | 25.551 | 102.0 | 1:31.507 |
| 5- | 28.380 | 113.2 | 37.770 | <i>101.2</i> | 25.509 | 101.5 | 1:31.659 | | 11- | <i>27.803</i> | 113.4 | 37.440 | 100.5 | 25.590 | <i>102.1</i> | 1:30.833 |
| 6- | 28.000 | 113.9 | 37.861 | 99.9 | <i>25.304</i> | 101.4 | 1:31.165 | | 12- | 28.093 | 114.1 | 43.817 | 71.9 | In | | 1:41.585 |
| 21 | Tom STANFORD | | | | | | | | | | Stanford Racing | | | | | |
| 1- | Out | 102.0 | 46.311 | 92.6 | 30.007 | 96.4 | 1:54.313 | | 7- | 30.720 | 107.9 | 41.422 | 94.1 | <i>27.154</i> | 97.3 | 1:39.296 |
| 2- | 33.545 | 107.5 | 44.202 | 91.8 | 28.713 | 96.8 | 1:46.460 | | 8- | <i>30.643</i> | 108.1 | 41.563 | 93.1 | 27.600 | 96.1 | 1:39.806 |
| 3- | 32.439 | 106.0 | 43.591 | 93.2 | 27.872 | 96.8 | 1:43.902 | | 9- | 30.800 | 107.9 | 41.389 | <i>94.7</i> | 27.197 | 96.6 | 1:39.386 |
| 4- | 31.823 | 107.2 | 42.280 | 90.6 | 27.750 | 97.0 | 1:41.853 | | 10- | 30.899 | 106.9 | 41.862 | 92.6 | 27.548 | 96.8 | 1:40.309 |
| 5- | 32.084 | 107.2 | 42.457 | 93.1 | 28.121 | <i>98.0</i> | 1:42.662 | | 11- | 30.853 | <i>109.8</i> | <i>41.026</i> | 93.3 | 27.326 | 97.7 | 1:39.205 |
| 6- | 31.113 | 108.9 | 41.731 | 93.6 | 27.807 | 97.7 | 1:40.651 | | 12- | 30.653 | 107.5 | 41.370 | 93.6 | 27.476 | 96.7 | 1:39.499 |
| 22 | Matthew PAULO | | | | | | | | | | C Paulo Racing | | | | | |
| 1- | Out | 105.5 | 46.850 | 92.6 | 29.796 | 98.1 | 1:54.373 | | 8- | 28.581 | 111.8 | 38.747 | 99.4 | 25.674 | 99.7 | 1:33.002 |
| 2- | 32.487 | 110.9 | 42.814 | 95.9 | 27.595 | 98.7 | 1:42.896 | | 9- | 29.046 | 112.6 | 38.833 | <i>101.5</i> | 25.956 | 99.7 | 1:33.835 |
| 3- | 30.612 | 112.0 | 41.123 | 96.8 | 27.026 | 97.5 | 1:38.761 | | 10- | 28.450 | <i>115.1</i> | <i>38.597</i> | <i>101.5</i> | 25.626 | 98.5 | 1:32.673 |
| 4- | 29.421 | 113.6 | 41.272 | 98.8 | 26.495 | 99.6 | 1:37.188 | | 11- | <i>28.228</i> | <i>115.1</i> | 39.863 | 99.0 | 25.565 | 99.1 | 1:33.656 |
| 5- | 28.782 | 114.3 | 40.298 | 97.7 | 26.298 | 99.6 | 1:35.378 | | 12- | 28.334 | 114.5 | 39.059 | 99.4 | 25.485 | 98.4 | 1:32.878 |
| 6- | 28.650 | 113.9 | 39.422 | 99.9 | 25.913 | 99.6 | 1:33.985 | | 13- | 28.348 | 113.2 | 38.635 | 100.0 | <i>25.271</i> | 98.5 | 1:32.254 |
| 7- | 28.575 | 112.0 | 39.320 | 98.5 | 25.709 | <i>100.2</i> | 1:33.604 | | | | | | | | | |
| 23 | Harry STAFFORD | | | | | | | | | | C RCS / BTB | | | | | |
| 1- | Out | 106.4 | 46.242 | 98.0 | 28.733 | 97.0 | 1:54.961 | | 6- | 28.753 | 112.0 | 37.800 | <i>100.3</i> | 25.560 | <i>101.1</i> | 1:32.113 |
| 2- | 32.684 | 106.2 | 41.621 | 98.4 | 26.867 | 99.4 | 1:41.172 | | 7- | 28.062 | 111.3 | 38.075 | 98.3 | 25.527 | 99.9 | 1:31.664 |
| 3- | 30.344 | <i>112.4</i> | 39.556 | 99.1 | 26.560 | 100.2 | 1:36.460 | | 8- | <i>28.025</i> | <i>112.4</i> | 39.095 | 88.1 | In | | 1:40.007 |
| 4- | 29.348 | 111.1 | 38.395 | 98.4 | 26.516 | 97.8 | 1:34.259 | | 9- | Out | 108.8 | 38.846 | 96.3 | 25.972 | 99.6 | 5:33.095 |
| 5- | 28.982 | 111.8 | 38.333 | 99.1 | 26.192 | 99.1 | 1:33.507 | | 10- | 28.173 | 108.9 | <i>37.673</i> | 98.5 | <i>25.330</i> | <i>101.1</i> | 1:31.176 |
| 24 | Ben BARRETT | | | | | | | | | | SP125Racing / Lowerdale Autos | | | | | |
| 1- | Out | 85.1 | 48.450 | 81.4 | 30.950 | 77.9 | 1:58.532 | | 7- | 29.064 | 108.1 | 38.793 | 97.3 | 26.407 | 97.5 | 1:34.264 |
| 2- | 32.914 | 97.8 | 43.633 | 88.7 | 28.641 | 89.6 | 1:45.188 | | 8- | 29.095 | 108.1 | 38.909 | 98.0 | 26.559 | 96.7 | 1:34.563 |
| 3- | 31.691 | 102.6 | 42.420 | 92.1 | 28.965 | 93.1 | 1:43.076 | | 9- | 28.829 | 108.2 | 38.783 | 97.5 | 26.338 | 97.4 | 1:33.950 |
| 4- | 31.306 | 106.4 | 42.731 | 91.9 | 27.843 | 96.0 | 1:41.880 | | 10- | 29.026 | 108.1 | 38.796 | 98.0 | 26.310 | 98.1 | 1:34.132 |
| 5- | 31.031 | 108.9 | 40.918 | 96.7 | 27.589 | 97.5 | 1:39.538 | | 11- | 28.626 | <i>109.1</i> | 38.539 | <i>98.1</i> | 25.925 | <i>98.5</i> | 1:33.090 |
| 6- | 30.685 | 108.6 | 39.582 | 96.8 | 26.519 | 98.0 | 1:36.786 | | 12- | <i>28.516</i> | 108.1 | <i>38.489</i> | 96.6 | <i>25.794</i> | 97.8 | 1:32.799 |
| 26 | Nicole McALEER | | | | | | | | | | C Megabikes.ie | | | | | |
| 1- | Out | 98.5 | 45.215 | 95.6 | 28.308 | 99.0 | 1:50.975 | | 7- | 28.944 | 113.4 | 38.762 | 100.0 | 25.679 | <i>102.0</i> | 1:33.385 |
| 2- | 30.239 | 112.6 | 40.845 | 97.8 | 26.894 | 99.6 | 1:37.978 | | 8- | 28.709 | 114.1 | 40.107 | 99.7 | 25.780 | 101.8 | 1:34.596 |
| 3- | 29.167 | 113.4 | 39.823 | 99.3 | 26.796 | 99.9 | 1:35.786 | | 9- | <i>28.455</i> | 114.1 | 38.462 | 100.8 | <i>25.599</i> | 100.0 | 1:32.516 |
| 4- | 29.024 | 113.7 | 39.014 | 99.4 | 25.894 | 101.1 | 1:33.932 | | 10- | 28.701 | <i>114.9</i> | 38.660 | 98.8 | 26.095 | 101.7 | 1:33.456 |
| 5- | 28.475 | 113.7 | 38.633 | 99.7 | In | | 1:33.189 | P | 11- | 28.627 | 112.4 | <i>38.415</i> | <i>101.5</i> | 25.840 | 101.8 | 1:32.882 |
| 6- | Out | 105.8 | 40.222 | 99.1 | 25.775 | 100.6 | 3:35.379 | | 12- | 28.632 | <i>114.9</i> | 38.615 | 100.9 | 25.717 | 100.9 | 1:32.964 |

Croft
Circuit Length = 2.1250 miles
Start: 12:05 End: 12:26

Weather / Track : Sunny / Dry

2009 Relentless British 125GP Championship & ACU Academy Cup

FREE PRACTICE 1 - SECTOR ANALYSIS

| | | | | | | | | | | | | | | | |
|-----------|------------------------|--------------|--------|--------------|------------------------------|--------------|------------|-----|---------------|--------------|---------------|--------------|---------------|--------------|-----------------|
| 27 | Catherine GREEN | | | | www.cgracing27.co.uk | | | | | | | | | | |
| 1- | Out | 100.9 | 44.150 | 90.7 | 28.677 | 90.1 | 1:48.612 | 8- | 27.913 | 117.3 | <i>37.889</i> | <i>100.9</i> | <i>25.498</i> | 101.4 | 1:31.300 |
| 2- | 30.716 | 107.2 | 42.503 | 96.6 | 27.078 | 98.3 | 1:40.297 | 9- | 28.140 | 116.9 | 38.599 | 100.0 | 27.159 | 101.2 | 1:33.898 |
| 3- | 31.408 | 104.4 | 41.903 | 96.3 | 26.629 | 98.5 | 1:39.940 | 10- | 28.116 | 116.7 | 37.934 | 99.6 | 25.889 | 101.1 | 1:31.939 |
| 4- | 28.972 | 114.5 | 39.950 | 98.7 | 26.211 | 100.6 | 1:35.133 | 11- | <i>27.777</i> | <i>118.6</i> | 39.542 | <i>100.9</i> | 26.049 | <i>102.1</i> | 1:33.368 |
| 5- | 29.256 | 114.7 | 39.662 | 98.7 | 25.966 | 101.8 | 1:34.884 | 12- | 28.255 | 117.3 | 38.813 | 99.3 | 26.216 | 100.8 | 1:33.284 |
| 6- | 28.651 | 115.1 | 38.202 | 99.1 | 26.462 | <i>102.1</i> | 1:33.315 | 13- | 28.586 | 116.1 | 38.633 | 98.7 | 26.251 | 101.7 | 1:33.470 |
| 7- | 28.153 | 114.1 | 38.261 | 100.2 | 25.551 | 101.5 | 1:31.965 | | | | | | | | |
| 28 | Jon VINCENT | | | | Molly / GRF Heavy Transport | | | | | | | | | | |
| 1- | Out | 81.7 | 47.813 | 78.0 | 29.151 | 86.4 | 1:57.018 | 8- | 27.876 | 115.5 | <i>37.631</i> | 102.1 | 25.426 | <i>103.2</i> | 1:30.933 |
| 2- | 33.477 | 93.9 | 43.442 | 84.7 | 28.434 | 86.3 | 1:45.353 | 9- | 28.701 | <i>116.9</i> | 38.378 | 100.8 | 25.219 | 102.9 | 1:32.298 |
| 3- | 32.893 | 93.1 | 42.732 | 87.5 | 27.307 | 99.1 | 1:42.932 | 10- | 27.857 | 113.7 | 37.731 | 100.8 | 25.241 | 102.1 | 1:30.829 |
| 4- | 30.608 | 112.0 | 39.177 | 100.0 | 25.916 | 101.7 | 1:35.701 | 11- | 28.129 | 112.4 | 39.348 | 100.6 | 25.967 | 102.1 | 1:33.444 |
| 5- | 28.574 | 115.3 | 38.762 | 102.1 | 25.973 | 101.1 | 1:33.309 | 12- | 27.858 | 113.9 | 37.776 | 100.9 | <i>25.072</i> | 102.0 | 1:30.706 |
| 6- | 28.122 | 115.3 | 37.757 | <i>102.9</i> | 25.939 | 100.8 | 1:31.818 | 13- | <i>27.707</i> | 113.9 | 37.708 | 100.8 | 25.077 | 101.8 | 1:30.492 |
| 7- | 28.275 | 113.7 | 37.869 | 99.9 | 25.442 | 102.3 | 1:31.586 | | | | | | | | |
| 29 | James LODGE | | | | KRP / Earnshaws Motorcycles | | | | | | | | | | |
| 1- | 28.867 | <i>115.3</i> | 39.357 | 97.3 | In | | 1:33.477 P | 7- | 28.446 | 114.7 | 37.837 | <i>99.9</i> | 25.718 | 98.1 | 1:32.001 |
| 2- | Out | 114.1 | 39.125 | 99.3 | 26.408 | 99.6 | 2:52.451 | 8- | 28.353 | 111.1 | 38.083 | 99.1 | 25.731 | 97.8 | 1:32.167 |
| 3- | 28.436 | 113.9 | 38.569 | 99.7 | 26.124 | 100.0 | 1:33.129 | 9- | 27.926 | 113.2 | <i>37.477</i> | 97.7 | 25.989 | 99.4 | 1:31.392 |
| 4- | 28.597 | 112.2 | 38.693 | 99.7 | 25.622 | <i>100.5</i> | 1:32.912 | 10- | 28.472 | 114.5 | 37.680 | 98.4 | 25.285 | 98.7 | 1:31.437 |
| 5- | 28.199 | 113.6 | 38.539 | 99.3 | 25.609 | 99.9 | 1:32.347 | 11- | <i>27.891</i> | 113.4 | 38.171 | 97.5 | 25.344 | 98.4 | 1:31.406 |
| 6- | 28.465 | 113.0 | 39.215 | 97.3 | 26.114 | 99.1 | 1:33.794 | 12- | 27.917 | 110.6 | 37.524 | 99.0 | <i>25.234</i> | 98.0 | 1:30.675 |
| 35 | Elliot LODGE | | | | C Spike Racing | | | | | | | | | | |
| 1- | Out | 88.5 | 47.721 | 91.1 | 32.046 | 96.7 | 1:59.225 | 4- | 31.771 | 94.0 | 42.981 | 94.4 | 28.201 | 91.6 | 1:42.953 |
| 2- | 33.602 | 109.5 | 44.655 | 96.0 | 28.424 | 94.8 | 1:46.681 | 5- | 31.530 | 108.2 | <i>41.906</i> | <i>97.3</i> | <i>27.814</i> | <i>97.7</i> | 1:41.250 |
| 3- | 31.811 | 104.5 | 44.119 | 96.3 | 28.319 | 96.7 | 1:44.249 | 6- | <i>30.923</i> | <i>110.2</i> | 42.149 | 94.9 | In | | 1:41.305 P |
| 45 | Ewan GRAY | | | | C Ewan Gray Racing | | | | | | | | | | |
| 1- | Out | 86.8 | 48.296 | 78.9 | 29.751 | 83.0 | 1:55.893 | 7- | 29.621 | 108.4 | 40.902 | 95.1 | 26.124 | 98.3 | 1:36.647 |
| 2- | 34.007 | 90.3 | 44.265 | 85.3 | 28.727 | 91.3 | 1:46.999 | 8- | 29.885 | 107.0 | 40.624 | 96.1 | 26.042 | 99.0 | 1:36.551 |
| 3- | 32.961 | 95.1 | 42.745 | 91.4 | 27.027 | 98.7 | 1:42.733 | 9- | 29.466 | 108.8 | 40.457 | 95.7 | In | | 1:35.477 P |
| 4- | 29.903 | <i>112.6</i> | 40.533 | <i>98.7</i> | 26.981 | 98.8 | 1:37.417 | 10- | Out | 106.5 | 40.383 | 97.1 | 26.312 | 100.2 | 2:47.057 |
| 5- | 30.303 | 110.4 | 40.684 | 98.0 | 26.475 | <i>100.8</i> | 1:37.462 | 11- | <i>29.125</i> | 107.9 | <i>40.026</i> | 95.9 | 25.945 | 99.6 | 1:35.096 |
| 6- | 29.811 | 111.1 | 40.097 | 97.3 | 26.261 | 99.6 | 1:36.169 | 12- | 29.228 | 106.9 | 40.145 | 98.1 | <i>25.793</i> | 99.4 | 1:35.166 |
| 46 | Ross WALKER | | | | C Ross Walker Racing | | | | | | | | | | |
| 1- | Out | 89.1 | 47.622 | 88.9 | 30.655 | 91.6 | 1:56.119 | 8- | 28.659 | 113.2 | 38.193 | 99.6 | 25.939 | 99.9 | 1:32.791 |
| 2- | 33.420 | 99.4 | 42.962 | 97.7 | 28.475 | 99.4 | 1:44.857 | 9- | 29.175 | 112.8 | 38.774 | 99.7 | 26.260 | 100.3 | 1:34.209 |
| 3- | 30.513 | 112.8 | 40.769 | 98.3 | 26.497 | 100.0 | 1:37.779 | 10- | 28.475 | 112.6 | 38.548 | 100.2 | 25.766 | 100.5 | 1:32.789 |
| 4- | 29.322 | 113.0 | 40.493 | 98.7 | 26.638 | 99.4 | 1:36.453 | 11- | 28.144 | <i>113.6</i> | 38.510 | 100.3 | 25.518 | <i>102.1</i> | 1:32.172 |
| 5- | 28.907 | 111.5 | 39.713 | 98.3 | 26.314 | 99.9 | 1:34.934 | 12- | 28.913 | 112.0 | 37.891 | 99.3 | <i>25.379</i> | 100.3 | 1:32.183 |
| 6- | 28.686 | 111.7 | 39.316 | 99.3 | 26.094 | 100.2 | 1:34.096 | 13- | <i>28.129</i> | 112.2 | <i>37.697</i> | <i>100.8</i> | 25.579 | 100.3 | 1:31.405 |
| 7- | 28.507 | 113.0 | 39.348 | 98.8 | 26.027 | 100.0 | 1:33.882 | | | | | | | | |
| 50 | Tim HASTINGS | | | | C KRP / Bradley Smith Racing | | | | | | | | | | |
| 1- | 29.115 | 116.5 | 38.361 | 102.3 | 26.019 | 102.1 | 1:33.495 | 7- | Out | 114.9 | 37.702 | 102.3 | 25.500 | 102.1 | 3:38.167 |
| 2- | 28.421 | 116.7 | 37.976 | 102.8 | 25.243 | 101.7 | 1:31.640 | 8- | 27.499 | 116.9 | 37.190 | 102.3 | 25.383 | 101.2 | 1:30.072 |
| 3- | 28.160 | 116.7 | 37.771 | 103.1 | 25.555 | 101.4 | 1:31.486 | 9- | <i>27.418</i> | 117.1 | 37.007 | 102.5 | 25.327 | 102.0 | 1:29.752 |
| 4- | 27.883 | 116.7 | 37.341 | 101.8 | 25.331 | 102.1 | 1:30.555 | 10- | 27.428 | <i>117.9</i> | 37.897 | 100.0 | 24.938 | <i>103.4</i> | 1:30.263 |
| 5- | 27.671 | 117.7 | 37.448 | 103.1 | 25.299 | 102.5 | 1:30.418 | 11- | 27.505 | 115.9 | <i>36.925</i> | <i>103.2</i> | <i>24.686</i> | 103.1 | 1:29.116 |
| 6- | 27.683 | 117.7 | 38.520 | 96.4 | In | | 1:30.337 P | | | | | | | | |
| 52 | Adam BLACKLOCK | | | | C Repli-Cast UK | | | | | | | | | | |
| 1- | 34.368 | 94.8 | 43.058 | 88.3 | 27.725 | 88.0 | 1:45.151 | 6- | 28.989 | 110.0 | 38.302 | 99.4 | 25.644 | <i>102.0</i> | 1:32.935 |
| 2- | 33.129 | 98.5 | 42.385 | 90.0 | 27.487 | 89.8 | 1:43.001 | 7- | 28.948 | <i>113.6</i> | 37.743 | 99.1 | 25.288 | 101.8 | 1:31.979 |
| 3- | 31.356 | 100.0 | 40.839 | 91.2 | In | | 1:37.353 P | 8- | <i>28.267</i> | 113.0 | <i>37.614</i> | 100.3 | <i>24.959</i> | 101.2 | 1:30.840 |
| 4- | Out | 102.5 | 41.508 | 91.6 | 26.641 | 96.0 | 3:04.894 | 9- | 29.117 | 111.5 | 39.584 | 94.9 | In | | 1:33.167 P |
| 5- | 29.669 | 106.7 | 39.179 | 94.3 | 26.228 | 97.0 | 1:35.076 | 10- | Out | 111.8 | 38.516 | <i>100.9</i> | 25.572 | 100.5 | 2:16.407 |

Croft
Circuit Length = 2.1250 miles
Start: 12:05 End: 12:26

Weather / Track : Sunny / Dry

2009 Relentless British 125GP Championship & ACU Academy Cup

FREE PRACTICE 1 - SECTOR ANALYSIS

| | | | | | | | | | | | | | | | |
|-----------|-------------------------|------------------|----------------------------|------------------|-------------------|------------------|-----------------|-----|-------------------|------------------|-------------------|------------------|-------------------|------------------|-----------------|
| 57 | Jamie FERGUSON | | Team Ferguson Racing | | | | | | | | | | | | |
| 1- | 30.383 | 113.2 | 40.566 | 98.7 | 27.559 | 99.9 | 1:38.508 | 7- | 28.530 | 114.1 | 38.633 | 100.3 | 26.395 | 100.8 | 1:33.558 |
| 2- | 28.946 | 113.7 | 39.786 | 99.4 | 27.296 | 100.3 | 1:36.028 | 8- | 28.406 | 113.4 | 38.138 | 100.8 | 26.292 | 101.7 | 1:32.836 |
| 3- | 28.647 | 114.3 | 38.219 | 100.5 | 26.986 | 101.1 | 1:33.852 | 9- | 28.077 | 113.4 | 38.205 | 101.2 | 26.194 | 100.8 | 1:32.476 |
| 4- | 28.503 | 112.8 | 38.836 | 100.3 | 26.846 | 101.4 | 1:34.185 | 10- | 28.410 | 113.4 | 39.978 | 81.0 | 28.425 | 95.1 | 1:36.813 |
| 5- | 29.019 | 110.2 | 38.856 | 98.4 | 27.582 | 101.8 | 1:35.457 | 11- | 29.026 | 110.6 | 39.212 | 95.7 | 26.623 | 100.3 | 1:34.861 |
| 6- | 28.125 | 115.3 | 38.263 | 100.8 | 26.513 | 100.8 | 1:32.901 | 12- | 28.673 | 111.5 | 38.997 | 100.2 | 26.447 | 100.5 | 1:34.117 |
| 61 | Paul JORDAN | | KRP / Bradley Smith Racing | | | | | | | | | | | | |
| 1- | Out | 102.8 | 42.946 | 101.1 | 26.547 | 101.8 | 1:44.597 | 6- | 29.499 | 116.3 | 40.593 | 100.6 | 25.547 | 101.5 | 1:35.639 |
| 2- | 29.017 | 117.5 | 39.122 | 102.6 | 25.915 | 101.7 | 1:34.054 | 7- | 28.024 | 117.5 | 37.486 | 102.3 | 25.712 | 102.3 | 1:31.222 |
| 3- | 28.561 | 116.7 | 41.872 | 81.9 | In | | 1:38.339 P | 8- | 27.750 | 118.1 | 38.642 | 88.2 | In | | 1:34.645 P |
| 4- | Out | 103.4 | 41.417 | 76.3 | 26.489 | 102.9 | 4:03.111 | 9- | Out | 115.9 | 38.999 | 101.7 | 26.176 | 103.4 | 3:24.889 |
| 5- | 28.704 | 119.4 | 38.588 | 102.8 | 26.627 | 102.3 | 1:33.919 | 10- | 27.768 | 118.6 | 37.226 | 102.1 | 25.562 | 104.0 | 1:30.556 |
| 66 | Tom HAYWARD | | KRP / Daniel Weston Racing | | | | | | | | | | | | |
| 1- | Out | 97.0 | 45.694 | 95.5 | 27.525 | 103.2 | 1:50.535 | 8- | 28.017 | 116.9 | 37.673 | 101.5 | 25.495 | 103.6 | 1:31.185 |
| 2- | 29.586 | 118.8 | 40.819 | 101.5 | 26.428 | | 1:36.833 | 9- | 28.052 | 117.5 | 37.674 | 101.4 | 25.230 | 103.6 | 1:30.956 |
| 3- | 29.009 | 118.4 | 38.800 | 99.7 | 25.794 | 104.2 | 1:33.603 | 10- | 27.572 | 118.4 | 37.526 | 101.4 | 25.320 | 103.2 | 1:30.418 |
| 4- | 28.964 | 118.8 | 38.147 | 102.8 | 25.647 | 104.9 | 1:32.758 | 11- | 27.594 | 119.4 | 37.486 | 102.3 | 25.046 | 103.7 | 1:30.126 |
| 5- | 28.041 | 118.8 | 38.066 | 102.5 | 25.491 | 104.9 | 1:31.598 | 12- | 28.789 | 115.5 | 37.813 | 100.9 | 25.142 | 104.9 | 1:31.744 |
| 6- | 27.760 | 120.5 | 37.820 | 102.9 | 26.934 | 104.0 | 1:32.514 | 13- | 27.415 | 118.4 | 37.329 | 103.6 | 24.909 | 104.4 | 1:29.653 |
| 7- | 28.067 | 119.0 | 38.062 | 101.7 | 25.556 | 103.1 | 1:31.685 | | | | | | | | |
| 72 | Connor BEHAN | | SP125 / Express Forklifts | | | | | | | | | | | | |
| 1- | Out | 97.7 | 45.628 | 87.3 | 30.893 | 84.4 | 1:52.750 | 7- | Out | 108.9 | 39.909 | 96.7 | 25.543 | 100.0 | 2:48.756 |
| 2- | 34.459 | 97.7 | 43.324 | 92.1 | 27.547 | 91.9 | 1:45.330 | 8- | 28.241 | 110.7 | 38.103 | 97.4 | 25.235 | 100.2 | 1:31.579 |
| 3- | 31.242 | 100.5 | 40.913 | 91.9 | 26.988 | 95.3 | 1:39.143 | 9- | 27.884 | 111.3 | 37.623 | 99.1 | 24.979 | 100.9 | 1:30.486 |
| 4- | 29.542 | 105.8 | 39.531 | 95.6 | 26.344 | 93.3 | 1:35.417 | 10- | 27.893 | 112.0 | 37.501 | 99.1 | 25.299 | 99.6 | 1:30.693 |
| 5- | 29.677 | 103.6 | 39.754 | 93.6 | 26.188 | 96.0 | 1:35.619 | 11- | 27.822 | 112.6 | 38.787 | 99.4 | 25.566 | 100.3 | 1:32.175 |
| 6- | 29.041 | 110.0 | 39.740 | 92.1 | In | | 1:34.994 P | 12- | 27.977 | 110.6 | 37.495 | 99.7 | 25.085 | 100.9 | 1:30.557 |
| 75 | Richard FERGUSON | | C Team Ferguson Racing | | | | | | | | | | | | |
| 1- | Out | 77.9 | 50.067 | 93.9 | 31.030 | 99.4 | 2:02.798 | 7- | 30.673 | 110.2 | 41.365 | 96.6 | In | | 1:40.014 P |
| 2- | 33.838 | 108.6 | 44.853 | 94.3 | 28.714 | 98.7 | 1:47.405 | 8- | Out | 109.8 | 45.318 | 95.9 | 28.030 | 98.3 | 2:38.151 |
| 3- | 31.938 | 108.8 | 43.984 | 94.9 | 28.922 | 95.7 | 1:44.844 | 9- | 30.718 | 107.2 | 40.950 | 96.1 | 27.889 | 98.7 | 1:39.557 |
| 4- | 31.532 | 109.8 | 42.744 | 98.0 | 27.832 | 97.0 | 1:42.108 | 10- | 30.557 | 107.9 | 41.209 | 94.9 | 27.827 | 97.7 | 1:39.593 |
| 5- | 31.279 | 108.2 | 42.054 | 97.8 | 28.044 | 97.8 | 1:41.377 | 11- | 30.545 | 106.7 | 41.187 | 96.3 | 27.687 | 99.3 | 1:39.419 |
| 6- | 30.829 | 108.1 | 41.967 | 97.4 | 28.166 | 94.1 | 1:40.962 | | | | | | | | |
| 77 | Taylor MACKENZIE | | C MMCG Motorpoint | | | | | | | | | | | | |
| 1- | Out | 89.1 | 44.704 | 87.7 | 28.563 | 90.3 | 1:56.855 | 6- | 28.692 | 117.7 | 38.936 | 101.5 | 25.124 | 103.2 | 1:32.752 |
| 2- | 31.804 | 100.8 | 42.316 | 90.3 | 27.355 | 103.1 | 1:41.475 | 7- | 28.000 | 116.3 | 40.301 | 92.9 | In | | 1:33.079 P |
| 3- | 29.324 | 116.5 | 39.957 | 97.4 | In | | 1:34.945 P | 8- | Out | 115.1 | 38.494 | 101.2 | 25.196 | 103.9 | 4:45.857 |
| 4- | Out | 115.5 | 40.042 | 99.7 | 25.965 | 103.1 | 2:21.513 | 9- | 28.112 | 116.3 | 38.098 | 102.8 | 25.018 | 103.6 | 1:31.228 |
| 5- | 28.658 | 116.3 | 38.864 | 99.9 | 25.151 | 103.7 | 1:32.673 | 10- | 28.038 | 115.7 | 37.903 | 102.6 | 24.688 | 103.7 | 1:30.629 |
| 91 | Ian STANFORD | | Stanford Racing | | | | | | | | | | | | |
| 1- | Out | 96.3 | 47.527 | 88.5 | 30.722 | 95.7 | 1:55.474 | 7- | 30.023 | 112.2 | 40.198 | 96.4 | 26.748 | 98.7 | 1:36.969 |
| 2- | 32.444 | 108.2 | 43.372 | 96.7 | 28.319 | 96.8 | 1:44.135 | 8- | 29.579 | 111.3 | 40.183 | 96.8 | 27.228 | 98.4 | 1:36.990 |
| 3- | 30.981 | 112.0 | 41.810 | 97.8 | 27.082 | 98.1 | 1:39.873 | 9- | 29.285 | 111.7 | 40.629 | 96.6 | 26.846 | 98.4 | 1:36.760 |
| 4- | 30.187 | 111.7 | 40.689 | 97.4 | 26.881 | 99.1 | 1:37.757 | 10- | 29.703 | 113.0 | 39.987 | 97.0 | 27.042 | 97.7 | 1:36.732 |
| 5- | 30.077 | 112.4 | 40.434 | 97.5 | 26.902 | 99.0 | 1:37.413 | 11- | 29.694 | 112.0 | 40.122 | 96.3 | 27.260 | 98.0 | 1:37.076 |
| 6- | 29.645 | 112.4 | 39.710 | 97.3 | 26.683 | 98.4 | 1:36.038 | 12- | 29.545 | 111.3 | 41.190 | 86.6 | In | | 1:41.824 P |
| 93 | Danny KENT | | C Team Aztec GP | | | | | | | | | | | | |
| 1- | Out | 83.4 | 49.840 | 77.7 | 30.490 | 83.9 | 1:58.974 | 8- | 28.225 | 114.1 | 38.107 | 98.5 | 25.461 | 100.5 | 1:31.793 |
| 2- | 34.516 | 94.9 | 43.970 | 89.1 | 28.619 | 90.0 | 1:47.105 | 9- | 28.013 | 116.9 | 39.908 | 96.3 | 25.217 | 100.0 | 1:33.138 |
| 3- | 31.886 | 100.8 | 41.822 | 92.3 | 27.531 | 93.3 | 1:41.239 | 10- | 28.143 | 113.6 | 38.270 | 96.6 | 25.654 | 99.6 | 1:32.067 |
| 4- | 30.615 | 103.1 | 40.795 | 91.8 | 26.887 | 97.0 | 1:38.297 | 11- | 28.354 | 112.0 | 38.092 | 98.7 | 25.212 | 101.5 | 1:31.658 |
| 5- | 29.491 | 113.0 | 39.566 | 96.7 | 26.421 | 99.4 | 1:35.478 | 12- | 27.934 | 116.9 | 37.764 | 99.4 | 25.472 | 100.6 | 1:31.170 |
| 6- | 29.167 | 113.2 | 38.771 | 98.1 | 26.667 | 98.4 | 1:34.605 | 13- | 28.613 | 108.8 | 39.946 | 100.2 | 25.144 | 100.2 | 1:33.703 |
| 7- | 28.904 | 112.0 | 38.484 | 97.1 | 25.906 | 99.9 | 1:33.294 | | | | | | | | |

Croft
Circuit Length = 2.1250 miles
Start: 12:05 End: 12:26

Weather / Track : Sunny / Dry

2009 Relentless British 125GP Championship & ACU Academy Cup

FREE PRACTICE 1 - SECTOR ANALYSIS

| 96 | | Ryan SAXELBY | | | | KRP / Bradley Smith Racing | | | | | | | | |
|-----------|---------------------|---------------------|--------------|--------|--------------|-----------------------------------|----------|---------------|--------------|---------------|---------------|---------------|-----------------|-----------------|
| 1 - | Out 87.7 | 46.852 | 96.7 | 28.759 | 100.5 | 1:54.121 | 5 - | Out 110.7 | 41.450 | 91.8 | In | 6:12.960 | P | |
| 2 - | 32.635 112.8 | 42.152 | 99.7 | 27.369 | 101.5 | 1:42.156 | 6 - | Out 107.5 | 41.156 | 97.7 | 26.381 100.6 | 3:36.941 | | |
| 3 - | 31.271 113.6 | 41.236 | 101.5 | 26.619 | 102.3 | 1:39.126 | 7 - | 30.576 103.7 | 40.130 | 99.9 | 26.135 98.7 | 1:36.841 | | |
| 4 - | 29.064 114.9 | 40.353 | 99.0 | In | | 1:34.388 | P | 8 - | 29.087 113.6 | 39.373 | 100.5 | 26.078 | 101.2 | 1:34.538 |
| 99 | | Kasey WYATT | | | | C Repli-Cast UK | | | | | | | | |
| 1 - | 34.338 98.8 | 42.980 | 95.1 | 27.528 | 99.0 | 1:44.846 | 7 - | 29.797 108.8 | 39.917 | 96.7 | 26.527 100.0 | 1:36.241 | | |
| 2 - | 33.047 101.4 | 41.748 | 97.3 | 27.520 | 99.7 | 1:42.315 | 8 - | 29.127 | 111.5 | 40.127 | 96.4 | In | 1:35.479 | P |
| 3 - | 31.411 110.0 | 40.421 | 97.3 | 27.058 | 98.3 | 1:38.890 | 9 - | Out 91.9 | 40.843 | 96.6 | 26.428 | 100.8 | 2:48.948 | |
| 4 - | 30.462 109.8 | 42.127 | 96.8 | 26.632 | 100.0 | 1:39.221 | 10 - | 29.453 | 112.6 | 39.378 | 97.8 | 26.223 99.3 | 1:35.054 | |
| 5 - | 29.907 110.9 | 39.690 | 98.4 | 26.365 | 99.9 | 1:35.962 | 11 - | 29.291 111.1 | 39.394 | 96.3 | 26.028 | 100.0 | 1:34.713 | |
| 6 - | 29.889 109.7 | 40.062 | 97.1 | 26.555 | 98.8 | 1:36.506 | | | | | | | | |

2009 Relentless British 125GP Championship & ACU Academy Cup

FREE PRACTICE 1 - SPEED TRAPS

| SECTOR 1 | | | | SECTOR 2 | | | FINISH LINE | | | |
|----------|----|------------------|-------|----------|------------------|-------|-------------|------------------|-------|--|
| POS | NO | NAME | MPH | NO | NAME | MPH | NO | NAME | MPH | |
| 1 | 66 | Tom HAYWARD | 120.5 | 6 | Martin GLOSSOP | 103.6 | 6 | Martin GLOSSOP | 105.2 | |
| 2 | 61 | Paul JORDAN | 119.4 | 66 | Tom HAYWARD | 103.6 | 66 | Tom HAYWARD | 104.9 | |
| 3 | 1 | Matthew HOYLE | 118.8 | 50 | Tim HASTINGS | 103.2 | 61 | Paul JORDAN | 104.0 | |
| 4 | 27 | Catherine GREEN | 118.6 | 28 | Jon VINCENT | 102.9 | 77 | Taylor MACKENZIE | 103.9 | |
| 5 | 6 | Martin GLOSSOP | 118.1 | 61 | Paul JORDAN | 102.8 | 10 | Peter SUTHERLAND | 103.7 | |
| 6 | 50 | Tim HASTINGS | 117.9 | 77 | Taylor MACKENZIE | 102.8 | 50 | Tim HASTINGS | 103.4 | |
| 7 | 77 | Taylor MACKENZIE | 117.7 | 1 | Matthew HOYLE | 102.6 | 28 | Jon VINCENT | 103.2 | |
| 8 | 10 | Peter SUTHERLAND | 117.5 | 10 | Peter SUTHERLAND | 102.6 | 11 | Tom WEEDEN | 103.1 | |
| 9 | 28 | Jon VINCENT | 116.9 | 13 | Rob GUIVER | 101.7 | 1 | Matthew HOYLE | 102.8 | |
| 10 | 93 | Danny KENT | 116.9 | 22 | Matthew PAULO | 101.5 | 96 | Ryan SAXELBY | 102.3 | |
| 11 | 13 | Rob GUIVER | 115.7 | 26 | Nicole McALEER | 101.5 | 19 | Michael HILL | 102.1 | |
| 12 | 19 | Michael HILL | 115.5 | 96 | Ryan SAXELBY | 101.5 | 27 | Catherine GREEN | 102.1 | |
| 13 | 2 | Robbie STEWART | 115.3 | 2 | Robbie STEWART | 101.4 | 46 | Ross WALKER | 102.1 | |
| 14 | 29 | James LODGE | 115.3 | 19 | Michael HILL | 101.2 | 26 | Nicole McALEER | 102.0 | |
| 15 | 57 | Jamie FERGUSON | 115.3 | 57 | Jamie FERGUSON | 101.2 | 52 | Adam BLACKLOCK | 102.0 | |
| 16 | 22 | Matthew PAULO | 115.1 | 27 | Catherine GREEN | 100.9 | 57 | Jamie FERGUSON | 101.8 | |
| 17 | 26 | Nicole McALEER | 114.9 | 52 | Adam BLACKLOCK | 100.9 | 2 | Robbie STEWART | 101.5 | |
| 18 | 96 | Ryan SAXELBY | 114.9 | 46 | Ross WALKER | 100.8 | 93 | Danny KENT | 101.5 | |
| 19 | 8 | Brian CLARK | 114.1 | 11 | Tom WEEDEN | 100.6 | 7 | Deane BROWN | 101.2 | |
| 20 | 11 | Tom WEEDEN | 113.9 | 16 | Shaun HORSMAN | 100.5 | 23 | Harry STAFFORD | 101.1 | |
| 21 | 46 | Ross WALKER | 113.6 | 23 | Harry STAFFORD | 100.3 | 13 | Rob GUIVER | 100.9 | |
| 22 | 52 | Adam BLACKLOCK | 113.6 | 93 | Danny KENT | 100.2 | 72 | Connor BEHAN | 100.9 | |
| 23 | 91 | Ian STANFORD | 113.0 | 29 | James LODGE | 99.9 | 45 | Ewan GRAY | 100.8 | |
| 24 | 45 | Ewan GRAY | 112.6 | 72 | Connor BEHAN | 99.7 | 99 | Kasey WYATT | 100.8 | |
| 25 | 72 | Connor BEHAN | 112.6 | 8 | Brian CLARK | 99.6 | 16 | Shaun HORSMAN | 100.6 | |
| 26 | 99 | Kasey WYATT | 112.6 | 7 | Deane BROWN | 99.0 | 29 | James LODGE | 100.5 | |
| 27 | 23 | Harry STAFFORD | 112.4 | 45 | Ewan GRAY | 98.7 | 22 | Matthew PAULO | 100.2 | |
| 28 | 16 | Shaun HORSMAN | 112.0 | 99 | Kasey WYATT | 98.4 | 75 | Richard FERGUSON | 99.4 | |
| 29 | 7 | Deane BROWN | 111.3 | 4 | Philip WAKEFIELD | 98.3 | 91 | Ian STANFORD | 99.1 | |
| 30 | 35 | Elliot LODGE | 110.2 | 24 | Ben BARRETT | 98.1 | 4 | Philip WAKEFIELD | 98.8 | |
| 31 | 75 | Richard FERGUSON | 110.2 | 75 | Richard FERGUSON | 98.0 | 24 | Ben BARRETT | 98.5 | |
| 32 | 21 | Tom STANFORD | 109.8 | 91 | Ian STANFORD | 97.8 | 21 | Tom STANFORD | 98.0 | |
| 33 | 24 | Ben BARRETT | 109.1 | 35 | Elliot LODGE | 97.3 | 35 | Elliot LODGE | 97.7 | |
| 34 | 9 | Niall CAMPBELL | 106.9 | 9 | Niall CAMPBELL | 95.2 | 9 | Niall CAMPBELL | 96.8 | |
| 35 | 4 | Philip WAKEFIELD | 104.4 | 21 | Tom STANFORD | 94.7 | | | | |

Weather / Track : Sunny / Dry

www.tsl-timing.com

Croft
Circuit Length = 2.1250 miles
Start: 12:05 End: 12:26

Printed - 12.28 Friday, 11 September 2009

2009 Relentless British 125GP Championship & ACU Academy Cup

FREE PRACTICE 1 - BEST SECTOR TIMES

| SECTOR 1 | | | | SECTOR 2 | | | | SECTOR 3 | | | | IDEAL / BEST COMPARISON | | | |
|----------|----|------------|--------|----------|------------|----------|----|------------|--------|-----|----|-------------------------|----------|----------|-------|
| POS | NO | NAME | TIME | NO | NAME | TIME | NO | NAME | TIME | POS | NO | NAME | IDEAL | BEST | DIFF |
| 1 | 6 | GLOSSOP | 27.302 | 1 | HOYLE | 36.584 | 6 | GLOSSOP | 24.654 | 1 | 13 | GUIVER | 1:28.698 | 1:28.715 | 0.017 |
| 2 | 1 | HOYLE | 27.327 | 2 | STEWART | 36.602 | 13 | GUIVER | 24.682 | 2 | 1 | HOYLE | 1:28.841 | 1:29.254 | 0.413 |
| 3 | 13 | GUIVER | 27.339 | 13 | GUIVER | 36.677 | 50 | HASTINGS | 24.686 | 3 | 6 | GLOSSOP | 1:28.884 | 1:29.054 | 0.170 |
| 4 | 66 | HAYWARD | 27.415 | 50 | HASTINGS | 36.925 | 77 | MACKENZIE | 24.688 | 4 | 2 | STEWART | 1:28.893 | 1:29.068 | 0.175 |
| 5 | 50 | HASTINGS | 27.418 | 6 | GLOSSOP | 36.928 | 2 | STEWART | 24.753 | 5 | 50 | HASTINGS | 1:29.029 | 1:29.116 | 0.087 |
| 6 | 2 | STEWART | 27.538 | 61 | JORDAN | 37.226 | 66 | HAYWARD | 24.909 | 6 | 66 | HAYWARD | 1:29.653 | 1:29.653 | 0.000 |
| 7 | 28 | VINCENT | 27.707 | 66 | HAYWARD | 37.329 | 1 | HOYLE | 24.930 | 7 | 72 | BEHAN | 1:30.296 | 1:30.486 | 0.190 |
| 8 | 10 | SUTHERLAND | 27.745 | 19 | HILL | 37.387 | 52 | BLACKLOCK | 24.959 | 8 | 28 | VINCENT | 1:30.410 | 1:30.492 | 0.082 |
| 9 | 61 | JORDAN | 27.750 | 16 | HORSMAN | 37.406 | 72 | BEHAN | 24.979 | 9 | 16 | HORSMAN | 1:30.470 | 1:30.470 | 0.000 |
| 10 | 16 | HORSMAN | 27.754 | 29 | LODGE | 37.477 | 28 | VINCENT | 25.072 | 10 | 19 | HILL | 1:30.494 | 1:30.657 | 0.163 |
| 11 | 27 | GREEN | 27.777 | 72 | BEHAN | 37.495 | 93 | KENT | 25.144 | 11 | 61 | JORDAN | 1:30.523 | 1:30.556 | 0.033 |
| 12 | 19 | HILL | 27.803 | 10 | SUTHERLAND | 37.609 | 29 | LODGE | 25.234 | 12 | 77 | MACKENZIE | 1:30.591 | 1:30.629 | 0.038 |
| 13 | 72 | BEHAN | 27.822 | 52 | BLACKLOCK | 37.614 | 22 | PAULO | 25.271 | 13 | 29 | LODGE | 1:30.602 | 1:30.675 | 0.073 |
| 14 | 29 | LODGE | 27.891 | 28 | VINCENT | 37.631 | 19 | HILL | 25.304 | 14 | 52 | BLACKLOCK | 1:30.840 | 1:30.840 | 0.000 |
| 15 | 93 | KENT | 27.934 | 23 | STAFFORD | 37.673 | 16 | HORSMAN | 25.310 | 15 | 93 | KENT | 1:30.842 | 1:31.170 | 0.328 |
| 16 | 77 | MACKENZIE | 28.000 | 46 | WALKER | 37.697 | 23 | STAFFORD | 25.330 | 16 | 10 | SUTHERLAND | 1:31.001 | 1:31.365 | 0.364 |
| 17 | 23 | STAFFORD | 28.025 | 93 | KENT | 37.764 | 46 | WALKER | 25.379 | 17 | 23 | STAFFORD | 1:31.028 | 1:31.176 | 0.148 |
| 18 | 57 | FERGUSON | 28.077 | 27 | GREEN | 37.889 | 27 | GREEN | 25.498 | 18 | 27 | STAFFORD | 1:31.164 | 1:31.300 | 0.136 |
| 19 | 46 | WALKER | 28.129 | 77 | MACKENZIE | 37.903 | 61 | JORDAN | 25.547 | 19 | 46 | WALKER | 1:31.205 | 1:31.405 | 0.200 |
| 20 | 22 | PAULO | 28.228 | 57 | FERGUSON | 38.138 | 4 | WAKEFIELD | 25.573 | 20 | 22 | PAULO | 1:32.096 | 1:32.254 | 0.158 |
| 21 | 52 | BLACKLOCK | 28.267 | 26 | McALEER | 38.415 | 26 | McALEER | 25.599 | 21 | 57 | FERGUSON | 1:32.409 | 1:32.476 | 0.067 |
| 22 | 26 | McALEER | 28.455 | 24 | BARRETT | 38.489 | 10 | SUTHERLAND | 25.647 | 22 | 26 | McALEER | 1:32.469 | 1:32.516 | 0.047 |
| 23 | 24 | BARRETT | 28.516 | 22 | PAULO | 38.597 | 45 | GRAY | 25.793 | 23 | 24 | BARRETT | 1:32.799 | 1:32.799 | 0.000 |
| 24 | 11 | WEEDEN | 28.639 | 11 | WEEDEN | 38.786 | 24 | BARRETT | 25.794 | 24 | 11 | WEEDEN | 1:33.553 | 1:33.705 | 0.152 |
| 25 | 7 | BROWN | 28.745 | 96 | SAXELBY | 39.373 | 7 | BROWN | 25.896 | 25 | 7 | BROWN | 1:34.348 | 1:34.348 | 0.000 |
| 26 | 96 | SAXELBY | 29.064 | 99 | WYATT | 39.378 | 99 | WYATT | 26.028 | 26 | 96 | SAXELBY | 1:34.515 | 1:34.538 | 0.023 |
| 27 | 4 | WAKEFIELD | 29.086 | 7 | BROWN | 39.707 | 96 | SAXELBY | 26.078 | 27 | 99 | WYATT | 1:34.533 | 1:34.713 | 0.180 |
| 28 | 45 | GRAY | 29.125 | 91 | STANFORD | 39.710 | 11 | WEEDEN | 26.128 | 28 | 45 | GRAY | 1:34.944 | 1:35.096 | 0.152 |
| 29 | 99 | WYATT | 29.127 | 45 | GRAY | 40.026 | 57 | FERGUSON | 26.194 | 29 | 4 | WAKEFIELD | 1:35.141 | 1:35.141 | 0.000 |
| 30 | 91 | STANFORD | 29.285 | 4 | WAKEFIELD | 40.482 | 91 | STANFORD | 26.683 | 30 | 91 | STANFORD | 1:35.678 | 1:36.038 | 0.360 |
| 31 | 75 | FERGUSON | 30.545 | 75 | FERGUSON | 40.950 | 21 | STANFORD | 27.154 | 31 | 21 | STANFORD | 1:38.823 | 1:39.205 | 0.382 |
| 32 | 21 | STANFORD | 30.643 | 21 | STANFORD | 41.026 | 9 | CAMPBELL | 27.493 | 32 | 75 | FERGUSON | 1:39.182 | 1:39.419 | 0.237 |
| 33 | 35 | LODGE | 30.923 | 35 | LODGE | 41.906 | 75 | FERGUSON | 27.687 | 33 | 9 | CAMPBELL | 1:40.521 | 1:42.275 | 1.754 |
| 34 | 9 | CAMPBELL | 31.019 | 9 | CAMPBELL | 42.009 | 35 | LODGE | 27.814 | 34 | 35 | LODGE | 1:40.643 | 1:41.250 | 0.607 |
| 35 | 8 | CLARK | | 8 | CLARK | 1:07.926 | 8 | CLARK | | 35 | 8 | CLARK | | | |

Perfect Lap 1:28.540

Croft
Circuit Length = 2.1250 miles
Start: 12:05 End: 12:26

Weather / Track : Sunny / Dry

www.tsl-timing.com

Printed - 12.28 Friday, 11 September 2009

2009 Relentless British 125GP Championship & ACU Academy Cup

FREE PRACTICE 2 - CLASSIFICATION

| POS | NO | CL | NAME | ENTRY | TIME | ON | LAPS | GAP | DIFF | MPH |
|-----|----|----|-------------------------|---|-----------------|----|------|---------------|-------|-------|
| 1 | 13 | | Rob GUIVER | Honda - SP125 / RG Racing | 1:27.559 | 10 | 11 | | | 87.37 |
| 2 | 50 | C | Tim HASTINGS | Honda - KRP / Bradley Smith Racing | 1:28.321 | 11 | 11 | 0.762 | 0.762 | 86.61 |
| 3 | 6 | | Martin GLOSSOP | Seel Honda - KRP / Bradley Smith Racing | 1:28.655 | 11 | 12 | 1.096 | 0.334 | 86.29 |
| 4 | 72 | | Connor BEHAN | Honda - SP125 / Express Forklifts | 1:28.900 | 8 | 11 | 1.341 | 0.245 | 86.05 |
| 5 | 52 | C | Adam BLACKLOCK | Honda - Repli-Cast UK | 1:29.225 | 3 | 10 | 1.666 | 0.325 | 85.73 |
| 6 | 93 | C | Danny KENT | Honda - Team Aztec GP | 1:29.295 | 9 | 11 | 1.736 | 0.070 | 85.67 |
| 7 | 2 | | Robbie STEWART | Honda - Repli-Cast UK | 1:29.501 | 3 | 11 | 1.942 | 0.206 | 85.47 |
| 8 | 66 | | Tom HAYWARD | Honda - KRP / Daniel Weston Racing | 1:29.533 | 7 | 11 | 1.974 | 0.032 | 85.44 |
| 9 | 1 | | Matthew HOYLE | Honda - sp125racing / Mackrory Demolition | 1:29.712 | 11 | 12 | 2.153 | 0.179 | 85.27 |
| 10 | 8 | | Brian CLARK | Honda - Banks Racing/Express Racewear | 1:29.857 | 9 | 11 | 2.298 | 0.145 | 85.13 |
| 11 | 77 | C | Taylor MACKENZIE | Honda - MMCG Motorpoint | 1:30.016 | 10 | 12 | 2.457 | 0.159 | 84.98 |
| 12 | 28 | | Jon VINCENT | Honda - Molly / GRF Heavy Transport | 1:30.230 | 9 | 10 | 2.671 | 0.214 | 84.78 |
| 13 | 61 | | Paul JORDAN | Honda - KRP / Bradley Smith Racing | 1:30.274 | 10 | 11 | 2.715 | 0.044 | 84.74 |
| 14 | 7 | C | Deane BROWN | Honda - Colin Appleyard / Macadam Racing | 1:30.402 | 4 | 5 | 2.843 | 0.128 | 84.62 |
| 15 | 19 | | Michael HILL | Honda - TABOO Motorsport | 1:30.506 | 8 | 10 | 2.947 | 0.104 | 84.52 |
| 16 | 16 | | Shaun HORSMAN | Honda - Symity I.T. North | 1:30.709 | 11 | 12 | 3.150 | 0.203 | 84.33 |
| 17 | 22 | C | Matthew PAULO | Honda - Paulo Racing | 1:30.836 | 11 | 11 | 3.277 | 0.127 | 84.21 |
| 18 | 10 | C | Peter SUTHERLAND | Aprillia - Kinpac Racing | 1:31.104 | 11 | 12 | 3.545 | 0.268 | 83.97 |
| 19 | 46 | C | Ross WALKER | Honda - Ross Walker Racing | 1:31.322 | 10 | 10 | 3.763 | 0.218 | 83.77 |
| 20 | 23 | C | Harry STAFFORD | Honda - RCS / BTB | 1:31.426 | 4 | 5 | 3.867 | 0.104 | 83.67 |
| 21 | 27 | | Catherine GREEN | Honda - www.cgracing27.co.uk | 1:31.649 | 10 | 11 | 4.090 | 0.223 | 83.47 |
| 22 | 96 | | Ryan SAXELBY | Honda - KRP / Bradley Smith Racing | 1:31.800 | 9 | 11 | 4.241 | 0.151 | 83.33 |
| 23 | 26 | C | Nicole McALEER | Honda - Megabikes.ie | 1:31.943 | 7 | 11 | 4.384 | 0.143 | 83.20 |
| 24 | 24 | | Ben BARRETT | Honda - SP125Racing / Lowerdale Autos | 1:32.218 | 12 | 12 | 4.659 | 0.275 | 82.95 |
| 25 | 4 | | Philip WAKEFIELD | Honda - PWR / Sandbach Scrap Metal | 1:33.083 | 3 | 3 | 5.524 | 0.865 | 82.18 |
| 26 | 11 | C | Tom WEEDEN | Honda - TABOO Motorsport Junior Team | 1:33.189 | 9 | 10 | 5.630 | 0.106 | 82.09 |
| 27 | 91 | | Ian STANFORD | Honda - Stanford Racing | 1:34.511 | 9 | 11 | 6.952 | 1.322 | 80.94 |
| 28 | 45 | C | Ewan GRAY | Honda - Ewan Gray Racing | 1:34.565 | 5 | 10 | 7.006 | 0.054 | 80.89 |
| 29 | 99 | C | Kasey WYATT | Honda - Repli-Cast UK | 1:34.609 | 3 | 10 | 7.050 | 0.044 | 80.86 |
| 30 | 57 | | Jamie FERGUSON | Honda - Team Ferguson Racing | 1:34.923 | 2 | 3 | 7.364 | 0.314 | 80.59 |
| 31 | 9 | C | Niall CAMPBELL | Honda - Kinpac Racing | 1:36.206 | 7 | 10 | 8.647 | 1.283 | 79.51 |
| 32 | 21 | | Tom STANFORD | Honda - Stanford Racing | 1:36.303 | 4 | 10 | 8.744 | 0.097 | 79.43 |
| 33 | 75 | C | Richard FERGUSON | Honda - Team Ferguson Racing | 1:37.642 | 8 | 9 | 10.083 | 1.339 | 78.34 |
| 34 | 35 | C | Elliot LODGE | Honda - Spike Racing | 1:37.757 | 6 | 10 | 10.198 | 0.115 | 78.25 |
| 35 | 29 | | James LODGE | Honda - KRP / Earnshaws Motorcycles | | 0 | 0 | | | |

Weather / Track : Sunny / Dry

Croft
Circuit Length = 2.1250 miles
Start: 15:25 End: 15:53

2009 Relentless British 125GP Championship & ACU Academy Cup

FREE PRACTICE 2 - SECTOR ANALYSIS

| | | | | | | | | | | | | | | | |
|-----------|--|--------------|--------|--------------|---------------|--------------|-----------------|-----|---------------|--------------|---------------|--------------|---------------|--------------|-----------------|
| 1 | Matthew HOYLE sp125racing / Mackrory Demolition | | | | | | | | | | | | | | |
| 1- | Out | 110.4 | 41.867 | 97.4 | 27.375 | 102.8 | 1:44.329 | 7- | 28.135 | 115.7 | 37.348 | 101.4 | 25.386 | 99.1 | 1:30.869 |
| 2- | 28.213 | 120.3 | 38.874 | 102.6 | 25.563 | 101.5 | 1:32.650 | 8- | 27.940 | 116.1 | 37.176 | 102.5 | 25.099 | 102.5 | 1:30.215 |
| 3- | 28.111 | 120.3 | 39.459 | 102.6 | 26.713 | 99.3 | 1:34.283 | 9- | 27.567 | 118.4 | 38.561 | 100.6 | 26.083 | 103.4 | 1:32.211 |
| 4- | 30.948 | 99.6 | 41.432 | 96.7 | 25.741 | 102.6 | 1:38.121 | 10- | 27.842 | 117.5 | 37.198 | 101.7 | 25.101 | 102.8 | 1:30.141 |
| 5- | 27.728 | 119.2 | 38.362 | 100.0 | 26.761 | 102.1 | 1:32.851 | 11- | 27.299 | 118.1 | 37.414 | 101.7 | 24.999 | 102.1 | 1:29.712 |
| 6- | 6:47.916 | 113.6 | 38.877 | 99.6 | 25.472 | 101.8 | 7:52.265 | 12- | 27.635 | 117.7 | 41.523 | 65.7 | In | | 1:37.917 P |
| 2 | Robbie STEWART Repli-Cast UK | | | | | | | | | | | | | | |
| 1- | 28.650 | 115.1 | 39.212 | 95.7 | 27.068 | 99.1 | 1:34.930 | 7- | 28.543 | 113.4 | 37.109 | 100.5 | 25.440 | 100.3 | 1:31.092 |
| 2- | 28.812 | 115.1 | 37.767 | 101.4 | 25.069 | 101.4 | 1:31.648 | 8- | 27.616 | 116.9 | 36.763 | 102.0 | 26.041 | 102.1 | 1:30.420 |
| 3- | 27.341 | 116.5 | 36.962 | 102.1 | 25.198 | 102.0 | 1:29.501 | 9- | 27.424 | 117.9 | 37.146 | 100.5 | 25.263 | 102.1 | 1:29.833 |
| 4- | 27.484 | 117.5 | 37.210 | 100.2 | 25.389 | 100.8 | 1:30.083 | 10- | 27.419 | 119.0 | 37.362 | 98.3 | 29.722 | 101.2 | 1:34.503 |
| 5- | 7:32.779 | 107.5 | 40.423 | 95.3 | 26.922 | 97.5 | 8:40.124 | 11- | 27.236 | 116.1 | 38.308 | 97.4 | 25.153 | 101.1 | 1:30.697 |
| 6- | 29.328 | 113.6 | 38.382 | 100.3 | 25.915 | 101.5 | 1:33.625 | | | | | | | | |
| 4 | Philip WAKEFIELD PWR / Sandbach Scrap Metal | | | | | | | | | | | | | | |
| 1- | Out | 95.1 | 44.218 | 87.8 | 28.213 | 86.3 | 1:48.171 | 3- | 28.683 | 113.0 | 38.828 | 97.1 | 25.572 | 99.9 | 1:33.083 |
| 2- | 31.184 | 98.8 | 42.034 | 91.7 | 26.263 | 97.4 | 1:39.481 | | | | | | | | |
| 6 | Martin GLOSSOP KRP / Bradley Smith Racing | | | | | | | | | | | | | | |
| 1- | Out | 104.0 | 40.339 | 99.1 | 27.557 | 104.0 | 1:44.793 | 7- | 30.921 | 115.7 | 37.943 | 101.2 | 25.801 | 103.1 | 1:34.665 |
| 2- | 28.912 | 119.2 | 38.482 | 103.4 | 25.955 | 104.9 | 1:33.349 | 8- | 27.817 | 115.5 | 38.431 | 102.0 | 24.912 | 103.2 | 1:31.160 |
| 3- | 27.863 | 118.6 | 38.126 | 102.3 | 24.988 | 104.5 | 1:30.977 | 9- | 27.146 | 118.1 | 36.677 | 102.6 | 25.917 | 96.8 | 1:29.740 |
| 4- | 27.386 | 118.8 | 36.760 | 103.7 | 24.645 | 104.9 | 1:28.791 | 10- | 27.359 | 119.2 | 37.290 | 103.1 | 24.769 | 103.4 | 1:29.418 |
| 5- | 27.366 | 119.6 | 37.303 | 103.4 | 25.468 | 102.8 | 1:30.137 | 11- | 27.100 | 119.2 | 36.571 | 103.6 | 24.984 | 103.6 | 1:28.655 |
| 6- | 7:17.496 | 110.0 | 41.133 | 99.1 | 27.562 | 102.6 | 8:26.191 | 12- | 29.056 | 91.9 | 39.627 | 98.5 | 25.056 | 102.8 | 1:33.739 |
| 7 | Deane BROWN C Colin Appleyard / Macadam Racing | | | | | | | | | | | | | | |
| 1- | Out | 89.1 | 48.069 | 88.2 | 29.144 | 94.3 | 1:58.011 | 4- | 27.627 | 116.7 | 37.501 | 102.5 | 25.274 | 103.6 | 1:30.402 |
| 2- | 31.302 | 106.7 | 42.425 | 98.5 | 27.031 | 99.3 | 1:40.758 | 5- | 8:12.403 | 110.7 | 39.467 | 99.1 | 25.782 | 100.3 | 9:17.652 |
| 3- | 28.787 | 116.1 | 39.358 | 100.3 | 26.374 | 101.1 | 1:34.519 | | | | | | | | |
| 8 | Brian CLARK Banks Racing/Express Racewear | | | | | | | | | | | | | | |
| 1- | 28.210 | 115.9 | 39.363 | 98.3 | 25.706 | 101.1 | 1:33.279 | 7- | 28.048 | 118.4 | 37.283 | 103.4 | 26.042 | 100.0 | 1:31.373 |
| 2- | 28.022 | 116.3 | 38.166 | 99.6 | 25.728 | 100.9 | 1:31.916 | 8- | 27.332 | 119.4 | 36.913 | 102.0 | 26.053 | 102.1 | 1:30.298 |
| 3- | 27.913 | 116.5 | 38.029 | 101.7 | 25.813 | 100.8 | 1:31.755 | 9- | 27.313 | 119.6 | 37.156 | 102.6 | 25.388 | 102.5 | 1:29.857 |
| 4- | 27.745 | 117.5 | 37.629 | 102.0 | 25.781 | 100.8 | 1:31.155 | 10- | 27.310 | 120.3 | 37.350 | 103.1 | 25.696 | 102.6 | 1:30.356 |
| 5- | 7:42.908 | 114.9 | 38.832 | 100.8 | 26.538 | 100.9 | 8:48.278 | 11- | 29.613 | 94.8 | 40.543 | 100.8 | 25.281 | 102.1 | 1:35.437 |
| 6- | 28.547 | 118.1 | 37.957 | 102.8 | 26.018 | 102.0 | 1:32.522 | | | | | | | | |
| 9 | Niall CAMPBELL C Kinpac Racing | | | | | | | | | | | | | | |
| 1- | Out | 105.5 | 43.693 | 91.3 | 27.630 | 95.7 | 1:48.909 | 6- | 30.461 | 104.5 | 41.027 | 92.9 | 27.004 | 93.1 | 1:38.492 |
| 2- | 30.010 | 109.3 | 41.515 | 94.5 | 26.964 | 94.9 | 1:38.489 | 7- | 29.724 | 104.0 | 39.924 | 93.6 | 26.558 | 92.7 | 1:36.206 |
| 3- | 29.914 | 108.8 | 40.140 | 95.6 | 26.979 | 96.1 | 1:37.033 | 8- | 29.909 | 104.7 | 40.333 | 93.1 | In | | 1:37.815 P |
| 4- | 30.075 | 108.2 | 40.715 | 95.1 | 27.303 | 93.5 | 1:38.093 | 9- | Out | 100.8 | 40.792 | 93.3 | 26.542 | 93.7 | 2:06.262 |
| 5- | 8:12.583 | 101.8 | 41.338 | 93.2 | 26.810 | 92.9 | 9:20.731 | 10- | 29.830 | 104.9 | 40.899 | 92.9 | 26.465 | 93.1 | 1:37.194 |
| 10 | Peter SUTHERLAND C Kinpac Racing | | | | | | | | | | | | | | |
| 1- | Out | 109.5 | 41.434 | 99.0 | 26.757 | 103.4 | 1:41.618 | 7- | 30.508 | 115.9 | 37.631 | 102.3 | 26.060 | 103.1 | 1:34.199 |
| 2- | 28.748 | 119.2 | 39.916 | 101.7 | 26.482 | 102.3 | 1:35.146 | 8- | 28.069 | 119.0 | 38.943 | 100.9 | 26.598 | 103.1 | 1:33.610 |
| 3- | 28.798 | 116.7 | 38.502 | 102.0 | 25.921 | 102.5 | 1:33.221 | 9- | 28.718 | 117.3 | 37.668 | 101.8 | 26.354 | 102.5 | 1:32.740 |
| 4- | 28.135 | 116.1 | 39.445 | 102.5 | 25.881 | 102.3 | 1:33.461 | 10- | 27.806 | 119.2 | 37.558 | 102.1 | 25.774 | 102.8 | 1:31.138 |
| 5- | 27.901 | 117.5 | 38.994 | 100.9 | 25.984 | 102.0 | 1:32.879 | 11- | 27.671 | 119.4 | 37.442 | 103.2 | 25.991 | 102.8 | 1:31.104 |
| 6- | 7:11.041 | 113.7 | 39.544 | 100.9 | 26.091 | 102.5 | 8:16.676 | 12- | 30.103 | 94.7 | 40.168 | 102.3 | 26.437 | 102.3 | 1:36.708 |
| 11 | Tom WEEDEN C TABOO Motorsport Junior Team | | | | | | | | | | | | | | |
| 1- | 29.149 | 115.1 | 39.135 | 101.4 | 26.035 | 102.5 | 1:34.319 | 6- | 30.481 | 111.8 | 39.905 | 99.6 | 26.433 | 100.8 | 1:36.819 |
| 2- | 28.514 | 115.5 | 39.303 | 101.8 | 26.378 | 102.8 | 1:34.195 | 7- | 28.985 | 113.6 | 39.279 | 100.2 | 26.056 | 101.1 | 1:34.320 |
| 3- | 28.951 | 115.1 | 39.118 | 99.7 | 25.879 | 102.3 | 1:33.948 | 8- | 28.489 | 116.1 | 39.558 | 100.5 | 26.247 | 101.7 | 1:34.294 |
| 4- | 28.728 | 116.1 | 39.353 | 101.4 | 26.253 | 100.6 | 1:34.334 | 9- | 28.307 | 113.9 | 38.813 | 101.4 | 26.069 | 101.1 | 1:33.189 |
| 5- | 7:22.193 | 112.6 | 40.298 | 100.3 | 26.907 | 99.6 | 8:29.398 | 10- | 28.811 | 112.6 | 39.618 | 98.7 | 26.594 | 100.5 | 1:35.023 |

Croft
Circuit Length = 2.1250 miles
Start: 15:25 End: 15:53

Weather / Track : Sunny / Dry

2009 Relentless British 125GP Championship & ACU Academy Cup

FREE PRACTICE 2 - SECTOR ANALYSIS

| | | | | | | | | | | | | | | | |
|-----------|------------------------|-------------------------------|---------------|--------------|---------------|--------------|-----------------|-----|---------------|-------|---------------|--------------|---------------|--------------|-----------------|
| 13 | Rob GUIVER | SP125 / RG Racing | | | | | | | | | | | | | |
| 1- | Out | 104.9 | 40.273 | 96.3 | 27.645 | 101.1 | 1:44.200 | 7- | 27.202 | 115.1 | 37.801 | 102.5 | 24.905 | 100.6 | 1:29.908 |
| 2- | 28.296 | 115.1 | 38.951 | 101.5 | 25.527 | 102.5 | 1:32.774 | 8- | 27.074 | 114.9 | 36.450 | 102.8 | 24.585 | 101.1 | 1:28.109 |
| 3- | 28.348 | 116.9 | 37.099 | 101.4 | 25.393 | 100.5 | 1:30.840 | 9- | 26.959 | 116.1 | 36.409 | 102.9 | 24.834 | 100.6 | 1:28.202 |
| 4- | 27.219 | 116.9 | 36.580 | 102.9 | 24.565 | 100.9 | 1:28.364 | 10- | 26.765 | 116.3 | 36.346 | 102.9 | 24.448 | 101.5 | 1:27.559 |
| 5- | 27.023 | 115.3 | 36.341 | 103.4 | 24.817 | 100.3 | 1:28.181 | 11- | 26.941 | 115.5 | 36.326 | 103.6 | 24.705 | 100.9 | 1:27.972 |
| 6- | 8:32.303 | 107.7 | 38.366 | 99.6 | 25.203 | 100.5 | 9:35.872 | | | | | | | | |
| 16 | Shaun HORSMAN | Symity I.T. North | | | | | | | | | | | | | |
| 1- | Out | 112.2 | 41.559 | 98.4 | 27.670 | 100.9 | 1:45.799 | 7- | 29.573 | 111.5 | 38.765 | 99.0 | 26.205 | 100.2 | 1:34.543 |
| 2- | 28.690 | 112.6 | 39.179 | 101.4 | 26.600 | 100.5 | 1:34.469 | 8- | 28.542 | 110.2 | 38.352 | 99.9 | 25.911 | 99.9 | 1:32.805 |
| 3- | 28.421 | 114.7 | 39.128 | 101.1 | 26.312 | 100.2 | 1:33.861 | 9- | 27.896 | 113.4 | 39.812 | 98.4 | 25.905 | 99.9 | 1:33.613 |
| 4- | 28.526 | 113.6 | 38.695 | 99.9 | 26.994 | 100.2 | 1:34.215 | 10- | 27.915 | 112.2 | 37.811 | 99.3 | 25.709 | 100.6 | 1:31.435 |
| 5- | 32.046 | 80.2 | 41.942 | 90.2 | 27.393 | 98.0 | 1:41.381 | 11- | 27.701 | 113.7 | 37.502 | 99.0 | 25.506 | 100.2 | 1:30.709 |
| 6- | 7:02.679 | 100.6 | 41.170 | 98.3 | 26.828 | 98.7 | 8:10.677 | 12- | 27.738 | 113.6 | 37.891 | 100.6 | 25.630 | 100.3 | 1:31.259 |
| 19 | Michael HILL | TABOO Motorsport | | | | | | | | | | | | | |
| 1- | Out | 113.6 | 38.162 | 101.8 | 26.222 | 102.5 | 1:34.090 | 6- | 28.053 | 116.9 | 37.589 | 102.9 | 25.534 | 101.8 | 1:31.176 |
| 2- | 27.917 | 116.7 | 39.837 | 97.5 | 25.472 | 102.0 | 1:33.226 | 7- | 27.729 | 116.7 | 37.535 | 102.1 | 25.422 | 102.0 | 1:30.686 |
| 3- | 28.032 | 116.1 | 37.540 | 101.7 | 25.690 | 102.3 | 1:31.262 | 8- | 27.681 | 116.1 | 37.423 | 102.1 | 25.402 | 102.6 | 1:30.506 |
| 4- | 8:28.127 | 112.0 | 43.408 | 85.4 | 31.369 | 100.6 | 9:42.904 | 9- | 27.793 | 115.5 | 37.512 | 102.8 | 25.650 | 102.1 | 1:30.955 |
| 5- | 28.926 | 114.5 | 37.901 | 100.8 | 27.471 | 102.8 | 1:34.298 | 10- | 29.846 | 104.4 | 38.472 | 103.2 | 25.737 | 102.3 | 1:34.055 |
| 21 | Tom STANFORD | Stanford Racing | | | | | | | | | | | | | |
| 1- | Out | 107.0 | 41.332 | 93.3 | 27.942 | 97.7 | 1:44.200 | 6- | 6:56.046 | 103.1 | 42.036 | 90.7 | 28.315 | 95.3 | 8:06.397 |
| 2- | 29.987 | 111.8 | 41.216 | 94.3 | 26.756 | 96.3 | 1:37.959 | 7- | 31.092 | 108.2 | 40.471 | 93.5 | 27.789 | 95.1 | 1:39.352 |
| 3- | 30.591 | 109.3 | 40.343 | 93.2 | 26.628 | 96.7 | 1:37.562 | 8- | 30.813 | 110.4 | 40.624 | 92.8 | 27.772 | 95.3 | 1:39.209 |
| 4- | 29.938 | 111.3 | 39.821 | 96.4 | 26.544 | 97.5 | 1:36.303 | 9- | 30.669 | 108.2 | 41.362 | 93.1 | 27.814 | 95.2 | 1:39.845 |
| 5- | 29.786 | 110.7 | 40.102 | 95.6 | 26.986 | 95.7 | 1:36.874 | 10- | 30.148 | 109.7 | 41.573 | 77.6 | In | | 1:39.706 P |
| 22 | Matthew PAULO | C Paulo Racing | | | | | | | | | | | | | |
| 1- | Out | 110.2 | 43.460 | 91.3 | 27.035 | 100.2 | 1:45.780 | 7- | 30.305 | 113.9 | 38.733 | 100.6 | 26.420 | 99.3 | 1:35.458 |
| 2- | 28.766 | 114.3 | 41.634 | 96.4 | 26.896 | 100.6 | 1:37.296 | 8- | 28.113 | 115.5 | 39.074 | 99.1 | 25.831 | 99.1 | 1:33.018 |
| 3- | 29.961 | 108.4 | 40.009 | 98.4 | 26.196 | 100.3 | 1:36.166 | 9- | 28.157 | 114.9 | 38.343 | 99.0 | 25.715 | 100.2 | 1:32.215 |
| 4- | 28.428 | 115.3 | 39.785 | 100.8 | 25.468 | 99.9 | 1:33.681 | 10- | 27.981 | 116.1 | 38.390 | 99.6 | 25.445 | 99.4 | 1:31.816 |
| 5- | 27.935 | 116.5 | 38.282 | 101.5 | 26.477 | 98.7 | 1:32.694 | 11- | 27.633 | 115.9 | 37.958 | 101.2 | 25.245 | 99.7 | 1:30.836 |
| 6- | 7:01.492 | 97.4 | 41.894 | 95.9 | 26.878 | 98.3 | 8:10.264 | | | | | | | | |
| 23 | Harry STAFFORD | C RCS / BTB | | | | | | | | | | | | | |
| 1- | Out | 95.7 | 46.597 | 72.9 | 28.651 | 85.5 | 1:51.629 | 4- | 28.215 | 110.4 | 37.592 | 100.5 | 25.619 | 97.5 | 1:31.426 |
| 2- | 30.800 | 101.2 | 40.802 | 91.7 | 27.444 | 92.8 | 1:39.046 | 5- | 7:05.134 | 107.9 | 40.716 | 100.3 | 25.534 | 101.1 | 8:11.384 |
| 3- | 28.640 | 112.0 | 38.404 | 97.8 | 25.856 | 98.8 | 1:32.900 | | | | | | | | |
| 24 | Ben BARRETT | SP125Racing / Lowerdale Autos | | | | | | | | | | | | | |
| 1- | Out | 109.7 | 42.467 | 95.5 | 27.160 | 98.4 | 1:44.030 | 7- | 30.445 | 110.7 | 38.799 | 99.6 | 26.322 | 97.7 | 1:35.566 |
| 2- | 29.102 | 111.5 | 41.440 | 97.5 | 27.169 | 99.0 | 1:37.711 | 8- | 28.684 | 109.5 | 38.387 | 96.7 | 25.864 | 97.8 | 1:32.935 |
| 3- | 30.176 | 109.1 | 39.410 | 98.3 | 26.227 | 99.1 | 1:35.813 | 9- | 28.412 | 110.4 | 38.553 | 97.1 | 25.819 | 98.4 | 1:32.784 |
| 4- | 28.662 | 111.7 | 38.374 | 98.7 | 26.169 | 98.0 | 1:33.205 | 10- | 28.621 | 109.5 | 38.652 | 99.0 | 25.900 | 98.7 | 1:33.173 |
| 5- | 28.427 | 112.4 | 38.371 | 99.0 | In | | 1:33.573 P | 11- | 28.383 | 111.1 | 38.554 | 98.7 | 25.858 | 98.0 | 1:32.795 |
| 6- | Out | 111.5 | 40.475 | 98.7 | 27.074 | 98.7 | 7:57.524 | 12- | 28.212 | 111.3 | 38.175 | 98.0 | 25.831 | 98.3 | 1:32.218 |
| 26 | Nicole McALEER | C Megabikes.ie | | | | | | | | | | | | | |
| 1- | 29.530 | 114.5 | 40.127 | 100.6 | 26.204 | 102.3 | 1:35.861 | 7- | 28.436 | 114.9 | 38.154 | 100.8 | 25.353 | 100.8 | 1:31.943 |
| 2- | 29.078 | 115.9 | 38.991 | 101.1 | 25.795 | 102.9 | 1:33.864 | 8- | 28.267 | 114.1 | 39.147 | 100.6 | 25.749 | 99.9 | 1:33.163 |
| 3- | 28.662 | 115.9 | 39.140 | 101.4 | 26.091 | 100.2 | 1:33.893 | 9- | 28.420 | 114.3 | 38.273 | 100.8 | 25.485 | 100.6 | 1:32.178 |
| 4- | 28.528 | 114.3 | 38.532 | 101.7 | 25.740 | 100.2 | 1:32.800 | 10- | 28.484 | 113.7 | 38.442 | 100.2 | 25.676 | 100.6 | 1:32.602 |
| 5- | 6:53.600 | 114.1 | 39.883 | 90.0 | 26.039 | 100.0 | 7:59.522 | 11- | 28.385 | 115.5 | 38.389 | 101.1 | 25.371 | 100.6 | 1:32.145 |
| 6- | 28.532 | 114.3 | 38.173 | 100.9 | 25.570 | 99.3 | 1:32.275 | | | | | | | | |
| 27 | Catherine GREEN | www.cgracing27.co.uk | | | | | | | | | | | | | |
| 1- | Out | 86.7 | 43.123 | 94.7 | 27.970 | 100.0 | 1:43.660 | 7- | 29.552 | 114.1 | 38.431 | 99.0 | 25.826 | 101.1 | 1:33.809 |
| 2- | 30.223 | 101.7 | 40.525 | 99.1 | 26.397 | 99.4 | 1:37.145 | 8- | 28.011 | 116.3 | 38.840 | 99.4 | 26.003 | 101.7 | 1:32.854 |
| 3- | 28.402 | 116.7 | 38.715 | 96.7 | 26.273 | 101.2 | 1:33.390 | 9- | 27.999 | 116.5 | 37.813 | 99.9 | 25.970 | 101.7 | 1:31.782 |

Croft
Circuit Length = 2.1250 miles
Start: 15:25 End: 15:53

Weather / Track : Sunny / Dry

2009 Relentless British 125GP Championship & ACU Academy Cup

FREE PRACTICE 2 - SECTOR ANALYSIS

| | | | | | | | | | | | | | | | | | | | | | | | | | | | | | | |
|-----------|-----------------------|--------------|---------------|--------------|---------------|--------------|-----------------|-----|---------------|--------------|---------------|--------------|---------------|--------------|-----------------|-------------------------------------|--|--|--|--|--|--|--|--|--|--|--|--|--|--|
| 4- | 29.492 | 116.3 | 39.547 | 100.0 | 26.648 | 98.5 | 1:35.687 | 10- | 28.130 | 115.3 | <i>37.596</i> | 99.9 | 25.923 | 101.8 | 1:31.649 | | | | | | | | | | | | | | | |
| 5- | 28.674 | 115.5 | 38.179 | <i>100.9</i> | 25.997 | 100.3 | 1:32.850 | 11- | 28.730 | 110.4 | 39.533 | 100.3 | 26.640 | <i>102.5</i> | 1:34.903 | | | | | | | | | | | | | | | |
| 6- | 7:20.879 | 113.0 | 39.265 | 97.5 | 26.693 | 98.1 | 8:26.837 | | | | | | | | | | | | | | | | | | | | | | | |
| 28 | Jon VINCENT | | | | | | | | | | | | | | | Molly / GRF Heavy Transport | | | | | | | | | | | | | | |
| 1- | Out | 98.1 | 43.405 | 98.3 | 26.816 | 101.7 | 1:44.546 | 6- | 6:55.527 | 103.7 | 41.247 | 98.0 | 26.275 | 101.1 | 8:03.049 | | | | | | | | | | | | | | | |
| 2- | 29.036 | 114.5 | 39.187 | 99.3 | 25.984 | <i>103.1</i> | 1:34.207 | 7- | 29.185 | 114.9 | 38.542 | 101.1 | 26.033 | 100.3 | 1:33.760 | | | | | | | | | | | | | | | |
| 3- | 29.887 | 114.9 | 38.711 | 100.9 | 25.716 | 101.2 | 1:34.314 | 8- | 28.103 | 113.6 | 37.550 | 99.1 | 25.094 | 100.8 | 1:30.747 | | | | | | | | | | | | | | | |
| 4- | 28.155 | 115.9 | 38.028 | <i>101.4</i> | 25.613 | 102.0 | 1:31.796 | 9- | <i>27.747</i> | 114.7 | <i>37.401</i> | 99.7 | <i>25.082</i> | 100.9 | 1:30.230 | | | | | | | | | | | | | | | |
| 5- | 27.931 | <i>116.5</i> | 37.751 | <i>101.4</i> | 26.219 | 100.5 | 1:31.901 | 10- | 27.901 | 114.3 | 39.852 | 95.5 | In | | 1:33.218 P | | | | | | | | | | | | | | | |
| 29 | James LODGE | | | | | | | | | | | | | | | KRP / Earnshaws Motorcycles | | | | | | | | | | | | | | |
| 35 | Elliot LODGE | | | | | | | | | | | | | | | C Spike Racing | | | | | | | | | | | | | | |
| 1- | Out | 103.2 | 42.016 | 97.7 | 27.874 | <i>100.5</i> | 1:47.663 | 6- | 30.807 | 110.6 | <i>39.923</i> | 98.1 | 27.027 | 98.8 | 1:37.757 | | | | | | | | | | | | | | | |
| 2- | 30.480 | 111.5 | 41.387 | 99.1 | <i>26.939</i> | 99.7 | 1:38.806 | 7- | 29.901 | 110.6 | 43.370 | 96.8 | 27.202 | <i>100.5</i> | 1:40.473 | | | | | | | | | | | | | | | |
| 3- | 30.420 | 111.7 | 40.681 | 99.3 | 27.186 | 99.6 | 1:38.287 | 8- | <i>29.392</i> | <i>112.0</i> | 40.543 | 93.3 | In | | 1:35.788 P | | | | | | | | | | | | | | | |
| 4- | 29.980 | 111.3 | 40.672 | 99.1 | 27.700 | 99.3 | 1:38.352 | 9- | Out | 110.9 | 40.637 | 97.5 | 27.044 | 99.1 | 3:17.620 | | | | | | | | | | | | | | | |
| 5- | 8:15.156 | 109.8 | 40.986 | <i>99.6</i> | 27.275 | 97.8 | 9:23.417 | 10- | 31.318 | 106.5 | 40.728 | 94.0 | 27.088 | 98.8 | 1:39.134 | | | | | | | | | | | | | | | |
| 45 | Ewan GRAY | | | | | | | | | | | | | | | C Ewan Gray Racing | | | | | | | | | | | | | | |
| 1- | Out | 110.9 | 41.184 | 94.9 | 26.509 | <i>100.8</i> | 1:39.823 | 6- | 6:55.810 | 108.8 | 40.557 | 96.4 | 26.024 | 100.2 | 8:02.391 | | | | | | | | | | | | | | | |
| 2- | 30.470 | 90.0 | 40.825 | 96.8 | 26.639 | 98.4 | 1:37.934 | 7- | 1:42.273 | 100.8 | 41.734 | 85.4 | In | | 2:49.609 P | | | | | | | | | | | | | | | |
| 3- | 29.600 | 111.1 | 40.278 | 98.3 | 25.936 | 99.7 | 1:35.814 | 8- | Out | 109.7 | 40.802 | 97.0 | 25.891 | 100.2 | 2:24.399 | | | | | | | | | | | | | | | |
| 4- | 29.175 | <i>112.0</i> | 39.456 | 98.7 | 26.196 | 99.9 | 1:34.827 | 9- | 29.185 | 109.5 | 39.801 | 95.9 | 25.867 | 99.4 | 1:34.853 | | | | | | | | | | | | | | | |
| 5- | <i>28.995</i> | 111.1 | 39.602 | <i>99.1</i> | 25.968 | 99.0 | 1:34.565 | 10- | 29.378 | 109.5 | 39.680 | 97.7 | <i>25.662</i> | 100.0 | 1:34.720 | | | | | | | | | | | | | | | |
| 46 | Ross WALKER | | | | | | | | | | | | | | | C Ross Walker Racing | | | | | | | | | | | | | | |
| 1- | Out | 87.4 | 45.370 | 83.7 | 28.879 | 86.9 | 1:51.945 | 6- | 29.672 | 111.5 | 39.007 | 98.8 | 25.966 | 99.4 | 1:34.645 | | | | | | | | | | | | | | | |
| 2- | 31.748 | 92.6 | 42.362 | 92.4 | 28.125 | 88.7 | 1:42.235 | 7- | 28.235 | 112.8 | 38.302 | 99.6 | 26.198 | 99.7 | 1:32.735 | | | | | | | | | | | | | | | |
| 3- | 30.988 | 98.1 | 42.038 | 88.9 | 27.281 | 92.8 | 1:40.307 | 8- | 28.143 | 113.4 | 38.599 | 100.3 | 25.994 | 100.9 | 1:32.736 | | | | | | | | | | | | | | | |
| 4- | 30.499 | 101.4 | 41.451 | 89.6 | In | | 1:40.780 P | 9- | 29.014 | 112.6 | 38.654 | 99.0 | 25.959 | 100.0 | 1:33.627 | | | | | | | | | | | | | | | |
| 5- | Out | 108.1 | 40.302 | 96.6 | 26.623 | 97.3 | 9:45.761 | 10- | <i>28.029</i> | <i>114.9</i> | <i>37.796</i> | 101.4 | <i>25.497</i> | 101.2 | 1:31.322 | | | | | | | | | | | | | | | |
| 50 | Tim HASTINGS | | | | | | | | | | | | | | | C KRP / Bradley Smith Racing | | | | | | | | | | | | | | |
| 1- | 28.066 | 117.5 | 37.870 | 102.0 | 25.264 | <i>102.8</i> | 1:31.200 | 7- | 28.385 | 117.7 | 36.916 | 103.1 | 25.032 | 102.5 | 1:30.333 | | | | | | | | | | | | | | | |
| 2- | 27.643 | 116.7 | 37.145 | 102.8 | 24.863 | 102.3 | 1:29.651 | 8- | 27.260 | 116.9 | 36.758 | 103.2 | 26.089 | 101.8 | 1:30.107 | | | | | | | | | | | | | | | |
| 3- | 27.425 | 117.1 | 37.006 | 102.8 | 24.919 | 101.8 | 1:29.350 | 9- | 27.199 | <i>119.4</i> | 37.146 | 102.6 | 25.028 | 102.5 | 1:29.373 | | | | | | | | | | | | | | | |
| 4- | 27.722 | 112.4 | 37.597 | 100.6 | 25.755 | 101.5 | 1:31.074 | 10- | <i>27.137</i> | 117.7 | 36.619 | 103.6 | 24.799 | 102.3 | 1:28.555 | | | | | | | | | | | | | | | |
| 5- | 7:52.544 | 117.3 | 38.770 | 101.8 | 25.800 | 101.1 | 8:57.114 | 11- | 27.341 | 116.7 | <i>36.467</i> | <i>103.9</i> | <i>24.513</i> | 102.5 | 1:28.321 | | | | | | | | | | | | | | | |
| 6- | 28.738 | 117.7 | 37.949 | 103.6 | 25.426 | 102.0 | 1:32.113 | | | | | | | | | | | | | | | | | | | | | | | |
| 52 | Adam BLACKLOCK | | | | | | | | | | | | | | | C Repli-Cast UK | | | | | | | | | | | | | | |
| 1- | 28.572 | 113.6 | 38.121 | 99.6 | 25.444 | 100.8 | 1:32.137 | 6- | 29.753 | 116.3 | 37.879 | 102.8 | 25.705 | <i>102.1</i> | 1:33.337 | | | | | | | | | | | | | | | |
| 2- | 28.133 | 114.9 | 37.635 | 102.5 | 24.812 | 101.8 | 1:30.580 | 7- | 28.796 | 115.1 | 38.120 | 102.9 | In | | 1:31.090 P | | | | | | | | | | | | | | | |
| 3- | <i>27.489</i> | <i>116.5</i> | 37.065 | 101.8 | <i>24.671</i> | 101.8 | 1:29.225 | 8- | Out | 115.1 | 39.078 | 99.0 | 24.838 | <i>102.1</i> | 1:51.244 | | | | | | | | | | | | | | | |
| 4- | 27.637 | <i>116.5</i> | <i>36.812</i> | <i>103.4</i> | 25.041 | 100.9 | 1:29.490 | 9- | 27.613 | 115.9 | 37.116 | 99.9 | 25.000 | 101.2 | 1:29.729 | | | | | | | | | | | | | | | |
| 5- | 7:33.279 | 108.2 | 40.037 | 97.0 | 25.917 | 100.8 | 8:39.233 | 10- | 28.116 | 110.9 | 38.628 | 98.5 | In | | 1:30.258 P | | | | | | | | | | | | | | | |
| 57 | Jamie FERGUSON | | | | | | | | | | | | | | | Team Ferguson Racing | | | | | | | | | | | | | | |
| 1- | 29.669 | 115.7 | 40.014 | 100.5 | 27.238 | 100.8 | 1:36.921 | 3- | 28.967 | 112.2 | <i>39.050</i> | 101.1 | 27.316 | 100.8 | 1:35.333 | | | | | | | | | | | | | | | |
| 2- | 28.974 | 116.7 | 39.097 | 101.1 | <i>26.852</i> | <i>101.1</i> | 1:34.923 | | | | | | | | | | | | | | | | | | | | | | | |
| 61 | Paul JORDAN | | | | | | | | | | | | | | | KRP / Bradley Smith Racing | | | | | | | | | | | | | | |
| 1- | Out | 100.2 | 41.209 | 100.2 | 26.340 | 102.5 | 1:39.126 | 7- | 27.974 | 117.9 | 37.927 | <i>102.9</i> | 25.664 | 101.8 | 1:31.565 | | | | | | | | | | | | | | | |
| 2- | 27.962 | 118.4 | 38.344 | 102.3 | 25.813 | 103.1 | 1:32.119 | 8- | 27.691 | 119.0 | 37.556 | 102.1 | 25.263 | 102.6 | 1:30.510 | | | | | | | | | | | | | | | |
| 3- | 27.655 | 118.6 | 37.524 | 102.0 | 25.404 | <i>103.2</i> | 1:30.583 | 9- | 27.626 | 118.6 | 41.888 | 84.3 | 27.101 | 100.6 | 1:36.615 | | | | | | | | | | | | | | | |
| 4- | <i>27.540</i> | <i>120.3</i> | 39.937 | 87.7 | In | | 1:34.120 P | 10- | 27.546 | 119.6 | <i>37.506</i> | 101.8 | <i>25.222</i> | 102.8 | 1:30.274 | | | | | | | | | | | | | | | |
| 5- | Out | 106.2 | 40.976 | 99.9 | 27.853 | 100.8 | 9:20.454 | 11- | 27.794 | 118.4 | 42.000 | 86.8 | 26.488 | 101.8 | 1:36.282 | | | | | | | | | | | | | | | |
| 6- | 30.620 | 118.4 | 40.484 | 102.3 | 25.744 | 101.5 | 1:36.848 | | | | | | | | | | | | | | | | | | | | | | | |

Croft
Circuit Length = 2.1250 miles
Start: 15:25 End: 15:53

Weather / Track : Sunny / Dry

2009 Relentless British 125GP Championship & ACU Academy Cup

FREE PRACTICE 2 - SECTOR ANALYSIS

| | | | | | | | | | | | | | | | |
|-----------|-------------------------|--------------|---------------|-------------|----------------------------|--------------|-----------------|-----|---------------|--------------|---------------|--------------|---------------|--------------|-----------------|
| 66 | Tom HAYWARD | | | | KRP / Daniel Weston Racing | | | | | | | | | | |
| 1- | Out | 115.3 | 40.763 | 99.3 | 26.595 | 103.7 | 1:37.798 | 7- | 27.593 | 118.8 | <i>37.060</i> | 102.6 | <i>24.880</i> | 103.2 | 1:29.533 |
| 2- | 28.957 | 119.2 | 38.725 | 102.9 | 26.134 | 103.1 | 1:33.816 | 8- | 27.303 | 119.4 | 38.070 | 103.2 | 25.264 | 103.9 | 1:30.637 |
| 3- | 28.000 | 119.8 | 38.161 | 102.0 | 25.427 | 103.1 | 1:31.588 | 9- | 27.761 | 120.1 | 37.627 | <i>104.0</i> | 24.897 | <i>104.5</i> | 1:30.285 |
| 4- | 27.614 | 121.1 | 38.840 | 101.8 | 25.257 | 103.6 | 1:31.711 | 10- | <i>27.066</i> | <i>122.7</i> | 37.669 | 101.8 | 24.938 | 104.2 | 1:29.673 |
| 5- | 8:11.664 | 113.7 | 39.023 | 101.7 | 25.899 | 102.3 | 9:16.586 | 11- | 27.492 | 121.6 | 38.952 | 100.6 | 25.390 | 101.5 | 1:31.834 |
| 6- | 27.708 | 119.6 | 37.408 | 102.9 | 25.295 | 103.6 | 1:30.411 | | | | | | | | |
| 72 | Connor BEHAN | | | | SP125 / Express Forklifts | | | | | | | | | | |
| 1- | Out | 110.9 | 40.660 | 96.8 | 27.561 | <i>101.4</i> | 1:41.733 | 7- | 27.644 | 114.1 | 37.820 | 99.7 | 25.319 | 99.6 | 1:30.783 |
| 2- | 29.040 | 114.1 | 38.325 | 101.5 | 25.604 | 100.9 | 1:32.969 | 8- | 27.301 | <i>116.1</i> | <i>36.575</i> | 100.6 | 25.024 | 99.7 | 1:28.900 |
| 3- | 28.123 | 114.7 | 38.874 | 99.6 | In | | 1:32.649 P | 9- | <i>27.269</i> | 114.7 | 36.849 | 100.0 | 24.839 | 99.9 | 1:28.957 |
| 4- | Out | 114.9 | 37.988 | 100.5 | 25.587 | 100.3 | 1:57.366 | 10- | 27.394 | 113.7 | 37.031 | 99.7 | 24.917 | 99.4 | 1:29.342 |
| 5- | 8:19.293 | 108.2 | 39.946 | 95.1 | 26.388 | 99.9 | 9:25.627 | 11- | 27.629 | 113.6 | 36.894 | 100.6 | <i>24.752</i> | 100.3 | 1:29.275 |
| 6- | 30.226 | 113.9 | 39.023 | 99.9 | 25.119 | 100.5 | 1:34.368 | | | | | | | | |
| 75 | Richard FERGUSON | | | | C Team Ferguson Racing | | | | | | | | | | |
| 1- | 30.761 | <i>112.2</i> | 42.391 | 96.8 | 27.465 | 95.9 | 1:40.617 | 6- | 30.151 | 107.0 | 40.488 | 96.4 | In | | 1:39.344 P |
| 2- | 30.169 | 109.3 | <i>40.451</i> | 97.5 | 27.806 | 98.3 | 1:38.426 | 7- | Out | 108.8 | 40.652 | 97.7 | 27.915 | <i>99.1</i> | 2:14.392 |
| 3- | 29.901 | 108.2 | 41.554 | <i>98.8</i> | 27.139 | 97.8 | 1:38.594 | 8- | 29.847 | 107.4 | 40.712 | 96.8 | 27.083 | 96.4 | 1:37.642 |
| 4- | <i>8:13.411</i> | 107.4 | 50.329 | 83.4 | 28.733 | 95.2 | 9:32.473 | 9- | 30.180 | 105.8 | 40.583 | 96.1 | <i>27.486</i> | 97.3 | 1:38.249 |
| 5- | 31.657 | 109.7 | 41.292 | 97.7 | 27.792 | 98.8 | 1:40.741 | | | | | | | | |
| 77 | Taylor MACKENZIE | | | | C MMCG Motorpoint | | | | | | | | | | |
| 1- | Out | 109.7 | 40.488 | 100.0 | 25.828 | 103.6 | 1:38.531 | 7- | 28.174 | 115.3 | 38.206 | 93.1 | 25.267 | 102.8 | 1:31.647 |
| 2- | 28.481 | 117.7 | 40.330 | 100.9 | 25.555 | 103.2 | 1:34.366 | 8- | 28.095 | 114.3 | 38.027 | 102.8 | 25.070 | 102.5 | 1:31.192 |
| 3- | 28.094 | 116.9 | 38.445 | 100.8 | 25.457 | 104.2 | 1:31.996 | 9- | 27.608 | 116.9 | 38.943 | 101.4 | 25.794 | 103.1 | 1:32.345 |
| 4- | 28.308 | 118.8 | 38.435 | 103.9 | 25.312 | 103.9 | 1:32.055 | 10- | 27.446 | 117.5 | 37.713 | 103.1 | <i>24.857</i> | 103.7 | 1:30.016 |
| 5- | 27.858 | 116.1 | 38.023 | 103.1 | 25.293 | 103.4 | 1:31.174 | 11- | 27.831 | 114.1 | 37.852 | <i>104.0</i> | 25.099 | 104.4 | 1:30.782 |
| 6- | 6:45.274 | 115.3 | 38.168 | 102.3 | 25.267 | 102.6 | 7:48.709 | 12- | <i>27.413</i> | <i>119.8</i> | 38.922 | 99.9 | 25.417 | <i>104.5</i> | 1:31.752 |
| 91 | Ian STANFORD | | | | Stanford Racing | | | | | | | | | | |
| 1- | Out | 99.6 | 43.626 | 92.6 | 28.057 | 98.4 | 1:48.579 | 7- | 29.483 | 113.7 | 39.327 | 98.4 | 26.616 | 98.5 | 1:35.426 |
| 2- | 30.734 | 99.9 | 42.161 | 96.7 | 26.684 | 98.0 | 1:39.579 | 8- | 29.339 | 108.6 | 39.199 | 97.5 | 27.565 | 98.0 | 1:36.103 |
| 3- | 29.794 | 112.6 | 40.090 | 97.3 | 26.627 | 97.7 | 1:36.511 | 9- | <i>28.941</i> | <i>114.3</i> | <i>39.072</i> | 98.4 | 26.498 | 98.1 | 1:34.511 |
| 4- | 29.211 | 113.7 | 39.915 | 98.3 | <i>26.291</i> | 98.1 | 1:35.417 | 10- | 28.981 | 113.7 | 39.233 | 98.4 | 26.452 | <i>98.7</i> | 1:34.666 |
| 5- | 8:19.242 | 102.6 | 42.550 | 95.1 | 27.662 | 97.3 | 9:29.454 | 11- | 29.635 | 106.2 | 40.459 | 98.4 | 26.617 | <i>98.7</i> | 1:36.711 |
| 6- | 30.831 | 111.7 | 40.838 | 96.7 | 26.695 | 98.0 | 1:38.364 | | | | | | | | |
| 93 | Danny KENT | | | | C Team Aztec GP | | | | | | | | | | |
| 1- | 29.169 | 113.7 | 40.149 | 99.1 | 26.675 | 101.1 | 1:35.993 | 7- | 27.685 | 114.5 | 37.101 | 100.6 | 24.906 | 100.6 | 1:29.692 |
| 2- | 28.455 | 114.7 | 37.837 | 99.0 | 25.152 | 99.9 | 1:31.444 | 8- | 27.547 | 115.5 | 37.362 | 98.8 | 24.987 | 100.5 | 1:29.896 |
| 3- | 27.890 | 114.9 | 37.273 | 100.8 | 25.103 | 100.0 | 1:30.266 | 9- | 27.356 | 116.5 | 37.175 | 99.6 | <i>24.764</i> | 100.8 | 1:29.295 |
| 4- | 27.503 | 115.7 | <i>37.092</i> | 100.8 | 25.114 | 99.3 | 1:29.709 | 10- | 27.419 | <i>117.5</i> | 37.365 | <i>101.1</i> | 24.821 | 99.4 | 1:29.605 |
| 5- | 7:10.620 | 114.5 | 39.914 | 95.6 | 25.860 | 100.0 | 8:16.394 | 11- | <i>27.336</i> | 117.1 | 37.233 | 100.0 | 25.199 | <i>102.5</i> | 1:29.768 |
| 6- | 28.358 | 113.7 | 37.440 | 99.6 | 24.940 | 99.9 | 1:30.738 | | | | | | | | |
| 96 | Ryan SAXELBY | | | | KRP / Bradley Smith Racing | | | | | | | | | | |
| 1- | Out | 115.3 | 41.405 | 100.0 | 27.549 | 100.8 | 1:44.456 | 7- | 29.669 | 106.2 | 40.334 | 81.6 | In | | 1:37.681 P |
| 2- | 29.138 | 117.5 | 39.134 | 102.5 | 26.461 | <i>102.1</i> | 1:34.733 | 8- | Out | 113.0 | 39.045 | 99.7 | 26.009 | 100.5 | 2:46.750 |
| 3- | 28.317 | <i>118.6</i> | 39.611 | 102.0 | 25.864 | <i>102.1</i> | 1:33.792 | 9- | 28.146 | 113.4 | <i>38.358</i> | 101.8 | <i>25.296</i> | 101.4 | 1:31.800 |
| 4- | 28.626 | 116.1 | 39.052 | 101.8 | 26.372 | 101.4 | 1:34.050 | 10- | 28.015 | 117.1 | 38.415 | <i>102.9</i> | 25.427 | 101.4 | 1:31.857 |
| 5- | 28.800 | 116.9 | 39.116 | 101.8 | 25.889 | 99.4 | 1:33.805 | 11- | <i>27.853</i> | 116.9 | 38.551 | 101.5 | 25.918 | 100.6 | 1:32.322 |
| 6- | 6:57.620 | 111.8 | 40.955 | 100.5 | 26.709 | 100.3 | 8:05.284 | | | | | | | | |
| 99 | Kasey WYATT | | | | C Repli-Cast UK | | | | | | | | | | |
| 1- | 30.444 | 90.6 | 42.254 | 95.6 | 26.613 | 100.5 | 1:39.311 | 6- | 29.911 | 110.7 | 39.881 | 96.6 | 26.584 | 97.5 | 1:36.376 |
| 2- | 29.534 | 113.6 | 40.071 | <i>99.6</i> | 26.451 | <i>100.8</i> | 1:36.056 | 7- | 29.447 | 110.9 | 39.882 | 96.8 | 26.571 | 99.6 | 1:35.900 |
| 3- | <i>29.005</i> | <i>114.3</i> | <i>39.258</i> | 97.5 | <i>26.346</i> | <i>100.8</i> | 1:34.609 | 8- | 29.024 | 112.6 | 39.735 | 95.9 | 26.363 | 98.3 | 1:35.122 |
| 4- | 29.423 | 113.7 | 41.125 | 93.1 | In | | 1:37.850 P | 9- | 30.282 | 111.8 | 39.422 | 95.5 | In | | 1:35.932 P |
| 5- | Out | 110.9 | 41.169 | 93.5 | 26.928 | 97.8 | 8:29.167 | 10- | Out | 105.0 | 41.255 | 96.0 | In | | 2:52.690 P |

Croft
Circuit Length = 2.1250 miles
Start: 15:25 End: 15:53

Weather / Track : Sunny / Dry

2009 Relentless British 125GP Championship & ACU Academy Cup

FREE PRACTICE 2 - SPEED TRAPS

| SECTOR 1 | | | | SECTOR 2 | | | FINISH LINE | | | |
|----------|----|------------------|-------|----------|------------------|-------|-------------|------------------|-------|--|
| POS | NO | NAME | MPH | NO | NAME | MPH | NO | NAME | MPH | |
| 1 | 66 | Tom HAYWARD | 122.7 | 66 | Tom HAYWARD | 104.0 | 6 | Martin GLOSSOP | 104.9 | |
| 2 | 1 | Matthew HOYLE | 120.3 | 77 | Taylor MACKENZIE | 104.0 | 66 | Tom HAYWARD | 104.5 | |
| 3 | 8 | Brian CLARK | 120.3 | 50 | Tim HASTINGS | 103.9 | 77 | Taylor MACKENZIE | 104.5 | |
| 4 | 61 | Paul JORDAN | 120.3 | 6 | Martin GLOSSOP | 103.7 | 7 | Deane BROWN | 103.6 | |
| 5 | 77 | Taylor MACKENZIE | 119.8 | 13 | Rob GUIVER | 103.6 | 1 | Matthew HOYLE | 103.4 | |
| 6 | 6 | Martin GLOSSOP | 119.6 | 8 | Brian CLARK | 103.4 | 10 | Peter SUTHERLAND | 103.4 | |
| 7 | 10 | Peter SUTHERLAND | 119.4 | 52 | Adam BLACKLOCK | 103.4 | 61 | Paul JORDAN | 103.2 | |
| 8 | 50 | Tim HASTINGS | 119.4 | 10 | Peter SUTHERLAND | 103.2 | 28 | Jon VINCENT | 103.1 | |
| 9 | 2 | Robbie STEWART | 119.0 | 19 | Michael HILL | 103.2 | 26 | Nicole McALEER | 102.9 | |
| 10 | 96 | Ryan SAXELBY | 118.6 | 61 | Paul JORDAN | 102.9 | 11 | Tom WEEDEN | 102.8 | |
| 11 | 93 | Danny KENT | 117.5 | 96 | Ryan SAXELBY | 102.9 | 19 | Michael HILL | 102.8 | |
| 12 | 19 | Michael HILL | 117.3 | 1 | Matthew HOYLE | 102.6 | 50 | Tim HASTINGS | 102.8 | |
| 13 | 57 | Jamie FERGUSON | 117.1 | 7 | Deane BROWN | 102.5 | 8 | Brian CLARK | 102.6 | |
| 14 | 13 | Rob GUIVER | 116.9 | 2 | Robbie STEWART | 102.3 | 13 | Rob GUIVER | 102.5 | |
| 15 | 7 | Deane BROWN | 116.7 | 72 | Connor BEHAN | 102.1 | 27 | Catherine GREEN | 102.5 | |
| 16 | 27 | Catherine GREEN | 116.7 | 46 | Ross WALKER | 102.0 | 93 | Danny KENT | 102.5 | |
| 17 | 22 | Matthew PAULO | 116.5 | 57 | Jamie FERGUSON | 102.0 | 46 | Ross WALKER | 102.3 | |
| 18 | 28 | Jon VINCENT | 116.5 | 11 | Tom WEEDEN | 101.8 | 2 | Robbie STEWART | 102.1 | |
| 19 | 52 | Adam BLACKLOCK | 116.5 | 26 | Nicole McALEER | 101.7 | 52 | Adam BLACKLOCK | 102.1 | |
| 20 | 11 | Tom WEEDEN | 116.1 | 22 | Matthew PAULO | 101.5 | 96 | Ryan SAXELBY | 102.1 | |
| 21 | 72 | Connor BEHAN | 116.1 | 16 | Shaun HORSMAN | 101.4 | 72 | Connor BEHAN | 101.4 | |
| 22 | 26 | Nicole McALEER | 115.9 | 28 | Jon VINCENT | 101.4 | 23 | Harry STAFFORD | 101.1 | |
| 23 | 46 | Ross WALKER | 114.9 | 93 | Danny KENT | 101.1 | 57 | Jamie FERGUSON | 101.1 | |
| 24 | 16 | Shaun HORSMAN | 114.7 | 27 | Catherine GREEN | 100.9 | 16 | Shaun HORSMAN | 100.9 | |
| 25 | 91 | Ian STANFORD | 114.3 | 23 | Harry STAFFORD | 100.5 | 45 | Ewan GRAY | 100.8 | |
| 26 | 99 | Kasey WYATT | 114.3 | 4 | Philip WAKEFIELD | 99.7 | 99 | Kasey WYATT | 100.8 | |
| 27 | 4 | Philip WAKEFIELD | 113.9 | 24 | Ben BARRETT | 99.6 | 22 | Matthew PAULO | 100.6 | |
| 28 | 24 | Ben BARRETT | 112.4 | 35 | Elliot LODGE | 99.6 | 35 | Elliot LODGE | 100.5 | |
| 29 | 75 | Richard FERGUSON | 112.2 | 99 | Kasey WYATT | 99.6 | 4 | Philip WAKEFIELD | 99.9 | |
| 30 | 23 | Harry STAFFORD | 112.0 | 45 | Ewan GRAY | 99.1 | 24 | Ben BARRETT | 99.1 | |
| 31 | 35 | Elliot LODGE | 112.0 | 91 | Ian STANFORD | 99.0 | 75 | Richard FERGUSON | 99.1 | |
| 32 | 45 | Ewan GRAY | 112.0 | 75 | Richard FERGUSON | 98.8 | 91 | Ian STANFORD | 98.7 | |
| 33 | 21 | Tom STANFORD | 111.8 | 21 | Tom STANFORD | 96.4 | 21 | Tom STANFORD | 97.7 | |
| 34 | 9 | Niall CAMPBELL | 109.3 | 9 | Niall CAMPBELL | 96.0 | 9 | Niall CAMPBELL | 96.1 | |

Weather / Track : Sunny / Dry

www.tsl-timing.com

Croft
Circuit Length = 2.1250 miles
Start: 15:25 End: 15:53

Printed - 15.54 Friday, 11 September 2009

2009 Relentless British 125GP Championship & ACU Academy Cup

FREE PRACTICE 2 - BEST SECTOR TIMES

| SECTOR 1 | | | SECTOR 2 | | | SECTOR 3 | | | IDEAL / BEST COMPARISON | | | | | | |
|----------|----|------------|----------|----|------------|----------|----|------------|-------------------------|-----|----|------------|----------|----------|-------|
| POS | NO | NAME | TIME | NO | NAME | TIME | NO | NAME | TIME | POS | NO | NAME | IDEAL | BEST | DIFF |
| 1 | 13 | GUIVER | 26.765 | 13 | GUIVER | 36.326 | 13 | GUIVER | 24.448 | 1 | 13 | GUIVER | 1:27.539 | 1:27.559 | 0.020 |
| 2 | 66 | HAYWARD | 27.066 | 50 | HASTINGS | 36.467 | 2 | STEWART | 24.487 | 2 | 2 | STEWART | 1:28.057 | 1:29.501 | 1.444 |
| 3 | 2 | STEWART | 27.074 | 2 | STEWART | 36.496 | 50 | HASTINGS | 24.513 | 3 | 50 | HASTINGS | 1:28.117 | 1:28.321 | 0.204 |
| 4 | 6 | GLOSSOP | 27.100 | 6 | GLOSSOP | 36.571 | 6 | GLOSSOP | 24.557 | 4 | 6 | GLOSSOP | 1:28.228 | 1:28.655 | 0.427 |
| 5 | 50 | HASTINGS | 27.137 | 72 | BEHAN | 36.575 | 52 | BLACKLOCK | 24.671 | 5 | 72 | BEHAN | 1:28.596 | 1:28.900 | 0.304 |
| 6 | 72 | BEHAN | 27.269 | 52 | BLACKLOCK | 36.812 | 72 | BEHAN | 24.752 | 6 | 52 | BLACKLOCK | 1:28.972 | 1:29.225 | 0.253 |
| 7 | 1 | HOYLE | 27.299 | 8 | CLARK | 36.913 | 93 | KENT | 24.764 | 7 | 66 | HAYWARD | 1:29.006 | 1:29.533 | 0.527 |
| 8 | 8 | CLARK | 27.310 | 66 | HAYWARD | 37.060 | 77 | MACKENZIE | 24.857 | 8 | 93 | KENT | 1:29.192 | 1:29.295 | 0.103 |
| 9 | 93 | KENT | 27.336 | 93 | KENT | 37.092 | 66 | HAYWARD | 24.880 | 9 | 8 | CLARK | 1:29.378 | 1:29.857 | 0.479 |
| 10 | 77 | MACKENZIE | 27.413 | 1 | HOYLE | 37.176 | 1 | HOYLE | 24.999 | 10 | 1 | HOYLE | 1:29.474 | 1:29.712 | 0.238 |
| 11 | 52 | BLACKLOCK | 27.489 | 19 | HILL | 37.268 | 28 | VINCENT | 25.082 | 11 | 77 | MACKENZIE | 1:29.760 | 1:30.016 | 0.256 |
| 12 | 61 | JORDAN | 27.540 | 28 | VINCENT | 37.401 | 8 | CLARK | 25.155 | 12 | 19 | HILL | 1:30.200 | 1:30.506 | 0.306 |
| 13 | 7 | BROWN | 27.627 | 23 | STAFFORD | 37.414 | 61 | JORDAN | 25.222 | 13 | 28 | VINCENT | 1:30.230 | 1:30.230 | 0.000 |
| 14 | 22 | PAULO | 27.633 | 10 | SUTHERLAND | 37.442 | 22 | PAULO | 25.245 | 14 | 61 | JORDAN | 1:30.268 | 1:30.274 | 0.006 |
| 15 | 10 | SUTHERLAND | 27.671 | 77 | MACKENZIE | 37.490 | 19 | HILL | 25.251 | 15 | 7 | BROWN | 1:30.402 | 1:30.402 | 0.000 |
| 16 | 19 | HILL | 27.681 | 7 | BROWN | 37.501 | 7 | BROWN | 25.274 | 16 | 16 | HORSMAN | 1:30.709 | 1:30.709 | 0.000 |
| 17 | 16 | HORSMAN | 27.701 | 16 | HORSMAN | 37.502 | 96 | SAXELBY | 25.296 | 17 | 22 | PAULO | 1:30.836 | 1:30.836 | 0.000 |
| 18 | 28 | VINCENT | 27.747 | 61 | JORDAN | 37.506 | 26 | McALEER | 25.353 | 18 | 10 | SUTHERLAND | 1:30.887 | 1:31.104 | 0.217 |
| 19 | 96 | SAXELBY | 27.853 | 27 | GREEN | 37.596 | 46 | WALKER | 25.497 | 19 | 23 | STAFFORD | 1:31.163 | 1:31.426 | 0.263 |
| 20 | 27 | GREEN | 27.999 | 46 | WALKER | 37.796 | 16 | HORSMAN | 25.506 | 20 | 46 | WALKER | 1:31.322 | 1:31.322 | 0.000 |
| 21 | 46 | WALKER | 28.029 | 22 | PAULO | 37.958 | 23 | STAFFORD | 25.534 | 21 | 27 | GREEN | 1:31.421 | 1:31.649 | 0.228 |
| 22 | 24 | BARRETT | 28.212 | 26 | McALEER | 38.154 | 4 | WAKEFIELD | 25.572 | 22 | 96 | SAXELBY | 1:31.507 | 1:31.800 | 0.293 |
| 23 | 23 | STAFFORD | 28.215 | 24 | BARRETT | 38.175 | 45 | GRAY | 25.662 | 23 | 26 | McALEER | 1:31.774 | 1:31.943 | 0.169 |
| 24 | 26 | McALEER | 28.267 | 96 | SAXELBY | 38.358 | 10 | SUTHERLAND | 25.774 | 24 | 24 | BARRETT | 1:32.206 | 1:32.218 | 0.012 |
| 25 | 11 | WEEDEN | 28.307 | 11 | WEEDEN | 38.813 | 24 | BARRETT | 25.819 | 25 | 11 | WEEDEN | 1:32.999 | 1:33.189 | 0.190 |
| 26 | 4 | WAKEFIELD | 28.683 | 4 | WAKEFIELD | 38.828 | 27 | GREEN | 25.826 | 26 | 4 | WAKEFIELD | 1:33.083 | 1:33.083 | 0.000 |
| 27 | 57 | FERGUSON | 28.932 | 57 | FERGUSON | 39.050 | 11 | WEEDEN | 25.879 | 27 | 45 | GRAY | 1:33.959 | 1:34.565 | 0.606 |
| 28 | 91 | STANFORD | 28.941 | 91 | STANFORD | 39.072 | 91 | STANFORD | 26.291 | 28 | 91 | STANFORD | 1:34.304 | 1:34.511 | 0.207 |
| 29 | 45 | GRAY | 28.995 | 99 | WYATT | 39.258 | 99 | WYATT | 26.346 | 29 | 99 | WYATT | 1:34.609 | 1:34.609 | 0.000 |
| 30 | 99 | WYATT | 29.005 | 45 | GRAY | 39.302 | 9 | CAMPBELL | 26.465 | 30 | 57 | FERGUSON | 1:34.834 | 1:34.923 | 0.089 |
| 31 | 35 | LODGE | 29.392 | 21 | STANFORD | 39.821 | 21 | STANFORD | 26.544 | 31 | 9 | CAMPBELL | 1:36.075 | 1:36.206 | 0.131 |
| 32 | 75 | FERGUSON | 29.549 | 9 | CAMPBELL | 39.886 | 57 | FERGUSON | 26.852 | 32 | 21 | STANFORD | 1:36.151 | 1:36.303 | 0.152 |
| 33 | 9 | CAMPBELL | 29.724 | 35 | LODGE | 39.923 | 35 | LODGE | 26.939 | 33 | 35 | LODGE | 1:36.254 | 1:37.757 | 1.503 |
| 34 | 21 | STANFORD | 29.786 | 75 | FERGUSON | 40.451 | 75 | FERGUSON | 27.006 | 34 | 75 | FERGUSON | 1:37.006 | 1:37.642 | 0.636 |

| | |
|-------------|----------|
| Perfect Lap | 1:27.539 |
|-------------|----------|

Croft
Circuit Length = 2.1250 miles
Start: 15:25 End: 15:53

Weather / Track : Sunny / Dry

www.tsl-timing.com

Printed - 15.55 Friday, 11 September 2009

MCRCB BULLETIN TK014

2009 Relentless British 125GP Championship & ACU Academy Cup QUALIFYING 1 - CLASSIFICATION

| POS | NO | CL | NAME | ENTRY | TIME | ON | LAPS | GAP | DIFF | MPH |
|-----|----|----|-------------------------|---|-----------------|----|------|--------------|-------|-------|
| 1 | 13 | | Rob GUIVER | Honda - SP125 / RG Racing | 1:27.723 | 15 | 16 | | | 87.20 |
| 2 | 2 | | Robbie STEWART | Honda - Repli-Cast UK | 1:27.847 | 13 | 15 | 0.124 | 0.124 | 87.08 |
| 3 | 6 | | Martin GLOSSOP | Seel Honda - KRP / Bradley Smith Racing | 1:28.016 | 14 | 14 | 0.293 | 0.169 | 86.91 |
| 4 | 50 | C | Tim HASTINGS | Honda - KRP / Bradley Smith Racing | 1:28.087 | 11 | 14 | 0.364 | 0.071 | 86.84 |
| 5 | 72 | | Connor BEHAN | Honda - SP125 / Express Forklifts | 1:28.286 | 12 | 13 | 0.563 | 0.199 | 86.65 |
| 6 | 93 | C | Danny KENT | Honda - Team Aztec GP | 1:28.325 | 11 | 14 | 0.602 | 0.039 | 86.61 |
| 7 | 29 | | James LODGE | Honda - KRP / Earnshaws Motorcycles | 1:28.495 | 12 | 14 | 0.772 | 0.170 | 86.44 |
| 8 | 66 | | Tom HAYWARD | Honda - KRP / Daniel Weston Racing | 1:28.697 | 12 | 16 | 0.974 | 0.202 | 86.24 |
| 9 | 77 | C | Taylor MACKENZIE | Honda - MMCG Motorpoint | 1:28.786 | 7 | 11 | 1.063 | 0.089 | 86.16 |
| 10 | 8 | | Brian CLARK | Honda - Banks Racing/Express Racewear | 1:28.834 | 14 | 16 | 1.111 | 0.048 | 86.11 |
| 11 | 46 | C | Ross WALKER | Honda - Ross Walker Racing | 1:29.248 | 14 | 14 | 1.525 | 0.414 | 85.71 |
| 12 | 23 | C | Harry STAFFORD | Honda - RCS / BTB | 1:29.318 | 12 | 14 | 1.595 | 0.070 | 85.65 |
| 13 | 7 | C | Deane BROWN | Honda - Colin Appleyard / Macadam Racing | 1:29.569 | 15 | 15 | 1.846 | 0.251 | 85.41 |
| 14 | 28 | | Jon VINCENT | Honda - Molly / GRF Heavy Transport | 1:29.680 | 15 | 16 | 1.957 | 0.111 | 85.30 |
| 15 | 1 | | Matthew HOYLE | Honda - sp125racing / Mackrory Demolition | 1:29.892 | 4 | 6 | 2.169 | 0.212 | 85.10 |
| 16 | 16 | | Shaun HORSMAN | Honda - Symitry I.T. North | 1:29.926 | 16 | 16 | 2.203 | 0.034 | 85.07 |
| 17 | 27 | | Catherine GREEN | Honda - www.cgracing27.co.uk | 1:30.163 | 14 | 14 | 2.440 | 0.237 | 84.84 |
| 18 | 19 | | Michael HILL | Honda - TABOO Motorsport | 1:30.188 | 16 | 16 | 2.465 | 0.025 | 84.82 |
| 19 | 24 | | Ben BARRETT | Honda - SP125Racing / Lowerdale Autos | 1:30.220 | 9 | 15 | 2.497 | 0.032 | 84.79 |
| 20 | 61 | | Paul JORDAN | Honda - KRP / Bradley Smith Racing | 1:30.265 | 3 | 15 | 2.542 | 0.045 | 84.75 |
| 21 | 10 | C | Peter SUTHERLAND | Aprillia - Kinpac Racing | 1:30.430 | 14 | 14 | 2.707 | 0.165 | 84.59 |
| 22 | 26 | C | Nicole McALEER | Honda - Megabikes.ie | 1:30.444 | 13 | 15 | 2.721 | 0.014 | 84.58 |
| 23 | 11 | C | Tom WEEDEN | Honda - TABOO Motorsport Junior Team | 1:30.802 | 14 | 16 | 3.079 | 0.358 | 84.25 |
| 24 | 4 | | Philip WAKEFIELD | Honda - PWR / Sandbach Scrap Metal | 1:31.068 | 14 | 14 | 3.345 | 0.266 | 84.00 |
| 25 | 96 | | Ryan SAXELBY | Honda - KRP / Bradley Smith Racing | 1:31.912 | 12 | 13 | 4.189 | 0.844 | 83.23 |
| 26 | 22 | C | Matthew PAULO | Honda - Paulo Racing | 1:32.022 | 13 | 16 | 4.299 | 0.110 | 83.13 |
| 27 | 57 | | Jamie FERGUSON | Honda - Team Ferguson Racing | 1:32.265 | 13 | 13 | 4.542 | 0.243 | 82.91 |
| 28 | 45 | C | Ewan GRAY | Honda - Ewan Gray Racing | 1:33.270 | 14 | 15 | 5.547 | 1.005 | 82.02 |
| 29 | 91 | | Ian STANFORD | Honda - Stanford Racing | 1:33.436 | 9 | 15 | 5.713 | 0.166 | 81.87 |
| 30 | 99 | C | Kasey WYATT | Honda - Repli-Cast UK | 1:33.597 | 11 | 11 | 5.874 | 0.161 | 81.73 |
| 31 | 21 | | Tom STANFORD | Honda - Stanford Racing | 1:34.165 | 11 | 14 | 6.442 | 0.568 | 81.24 |
| 32 | 9 | C | Niall CAMPBELL | Honda - Kinpac Racing | 1:34.435 | 13 | 13 | 6.712 | 0.270 | 81.00 |
| 33 | 35 | C | Elliot LODGE | Honda - Spike Racing | 1:35.322 | 12 | 12 | 7.599 | 0.887 | 80.25 |
| 34 | 75 | C | Richard FERGUSON | Honda - Team Ferguson Racing | 1:37.717 | 2 | 7 | 9.994 | 2.395 | 78.28 |

Weather / Track : Sunny / Dry

These results are provisional until the conclusion of any judicial and technical matters.

Croft
Circuit Length = 2.1250 miles
Start: 11:50 End: 12:17

| | | |
|-----------------|------------|--------------|
| Race Director : | Stewards : | Timekeeper : |
|-----------------|------------|--------------|

MCRCB BULLETIN TK015

2009 Relentless British 125GP Championship & ACU Academy Cup

QUALIFYING 1 - SECTOR ANALYSIS

| | | | | | | | | | | | | | | | |
|----------|-------------------------|------------------|-------------------|------------------|--------|------------------|------------|-----|-------------------|------------------|------------------------------------|------------------|-------------------|------------------|-----------------|
| 1 | Matthew HOYLE | | | | | | | | | | sp125racing / Mackrory Demolition | | | | |
| 1- | Out | 103.4 | 42.268 | 97.1 | 27.100 | 100.0 | 1:43.466 | 4- | 27.427 | 117.1 | 37.342 | 102.3 | 25.123 | 102.6 | 1:29.892 |
| 2- | 28.146 | 115.7 | 37.791 | 103.6 | 25.621 | 102.3 | 1:31.558 | 5- | 27.518 | 116.7 | 38.151 | 101.5 | 25.873 | 102.5 | 1:31.542 |
| 3- | 27.762 | 117.1 | 37.580 | 102.6 | 25.326 | 102.3 | 1:30.668 | 6- | 27.656 | 116.7 | 37.235 | 102.5 | 25.056 | 103.1 | 1:29.947 |
| 2 | Robbie STEWART | | | | | | | | | | Repli-Cast UK | | | | |
| 1- | Out | 105.8 | 43.069 | 93.2 | 27.988 | 97.0 | 1:47.699 | 9- | 28.325 | 110.4 | 40.117 | 78.1 | In | | 1:34.170 P |
| 2- | 29.201 | 113.4 | 38.623 | 97.5 | 26.372 | 99.9 | 1:34.196 | 10- | Out | 108.9 | 38.532 | 99.9 | 25.438 | 99.3 | 4:51.315 |
| 3- | 27.707 | 116.9 | 38.194 | 101.2 | 25.080 | 100.9 | 1:30.981 | 11- | 28.213 | 113.9 | 37.065 | 101.1 | 25.086 | 99.9 | 1:30.364 |
| 4- | 27.688 | 114.1 | 36.580 | 101.7 | 24.606 | 100.8 | 1:28.874 | 12- | 27.356 | 113.9 | 36.579 | 102.0 | 24.896 | 100.9 | 1:28.831 |
| 5- | 28.133 | 89.0 | 39.955 | 100.2 | 26.849 | 95.3 | 1:34.937 | 13- | 26.981 | 114.9 | 36.284 | 102.6 | 24.582 | 101.4 | 1:27.847 |
| 6- | 28.418 | 109.1 | 37.221 | 101.7 | 24.924 | 100.5 | 1:30.563 | 14- | 27.097 | 116.3 | 36.921 | 103.1 | 24.971 | 100.6 | 1:28.989 |
| 7- | 27.039 | 114.9 | 36.313 | 102.0 | 24.552 | 101.4 | 1:27.904 | 15- | 27.041 | 114.7 | 36.487 | 102.0 | 24.512 | 100.8 | 1:28.040 |
| 8- | 27.366 | 116.3 | 36.758 | 102.1 | 24.706 | 101.7 | 1:28.830 | | | | | | | | |
| 4 | Philip WAKEFIELD | | | | | | | | | | PWR / Sandbach Scrap Metal | | | | |
| 1- | Out | 105.8 | 43.086 | 94.4 | 27.913 | 96.3 | 1:47.397 | 8- | 28.078 | 108.8 | 39.202 | 98.1 | In | | 1:32.733 P |
| 2- | 30.007 | 108.9 | 40.479 | 96.3 | 26.615 | 96.8 | 1:37.101 | 9- | Out | 103.1 | 41.185 | 93.7 | 26.492 | 96.6 | 4:57.380 |
| 3- | 28.428 | 110.4 | 38.619 | 100.2 | 25.868 | 97.4 | 1:32.915 | 10- | 28.354 | 109.7 | 38.121 | 98.5 | 25.520 | 97.4 | 1:31.995 |
| 4- | 28.812 | 109.8 | 38.462 | 97.8 | 25.916 | 96.7 | 1:33.190 | 11- | 28.124 | 109.7 | 38.192 | 98.5 | 25.765 | 96.8 | 1:32.081 |
| 5- | 28.198 | 111.3 | 38.440 | 98.8 | 25.570 | 97.8 | 1:32.208 | 12- | 28.098 | 109.3 | 37.830 | 99.7 | 25.411 | 97.1 | 1:31.339 |
| 6- | 27.864 | 112.6 | 38.614 | 99.0 | 25.739 | 98.0 | 1:32.217 | 13- | 28.183 | 111.1 | 38.473 | 98.5 | 25.582 | 96.8 | 1:32.238 |
| 7- | 28.541 | 110.7 | 38.718 | 99.6 | 25.920 | 97.5 | 1:33.179 | 14- | 27.932 | 109.3 | 37.662 | 100.0 | 25.474 | 98.0 | 1:31.068 |
| 6 | Martin GLOSSOP | | | | | | | | | | KRP / Bradley Smith Racing | | | | |
| 1- | Out | 106.7 | 42.730 | 97.8 | 27.060 | 100.8 | 1:47.622 | 8- | 27.511 | 114.9 | 37.037 | 102.0 | In | | 1:27.680 P |
| 2- | 28.579 | 113.4 | 38.002 | 100.8 | 25.910 | 102.0 | 1:32.491 | 9- | Out | 112.4 | 37.152 | 102.8 | 24.832 | 103.6 | 4:01.160 |
| 3- | 27.794 | 115.9 | 37.946 | 102.3 | 24.760 | 103.2 | 1:30.500 | 10- | 27.307 | 116.1 | 36.877 | 103.7 | 24.711 | 102.1 | 1:28.895 |
| 4- | 27.679 | 115.7 | 37.615 | 103.2 | 24.582 | 101.7 | 1:29.876 | 11- | 32.555 | 101.5 | 37.511 | 102.1 | In | | 1:33.190 P |
| 5- | 29.532 | 104.4 | 39.277 | 96.7 | 34.853 | 101.2 | 1:43.662 | 12- | Out | 110.7 | 37.547 | 101.8 | 24.756 | 102.5 | 3:21.372 |
| 6- | 27.821 | 116.3 | 37.257 | 102.8 | 25.981 | 103.2 | 1:31.059 | 13- | 27.339 | 115.7 | 36.972 | 102.9 | 24.447 | 103.2 | 1:28.758 |
| 7- | 27.622 | 116.9 | 36.963 | 102.8 | 24.938 | 102.6 | 1:29.523 | 14- | 27.118 | 116.9 | 36.485 | 103.1 | 24.413 | 102.9 | 1:28.016 |
| 7 | Deane BROWN | | | | | | | | | | C Colin Appleyard / Macadam Racing | | | | |
| 1- | Out | 98.7 | 44.328 | 89.4 | 27.628 | 90.4 | 1:50.919 | 9- | 27.551 | 112.4 | 38.511 | 97.0 | In | | 1:29.708 P |
| 2- | 30.722 | 101.5 | 41.185 | 94.5 | 27.153 | 93.2 | 1:39.060 | 10- | Out | 106.5 | 44.796 | 85.3 | 26.061 | 101.4 | 3:28.800 |
| 3- | 29.547 | 103.9 | 40.487 | 94.5 | 26.310 | 96.0 | 1:36.344 | 11- | 28.241 | 112.2 | 37.993 | 102.8 | 25.154 | 101.5 | 1:31.388 |
| 4- | 30.235 | 99.7 | 39.804 | 94.9 | 26.064 | 96.3 | 1:36.103 D | 12- | 27.655 | 113.0 | 37.591 | 102.5 | 24.961 | 102.0 | 1:30.207 |
| 5- | 29.502 | 111.1 | 39.648 | 92.9 | In | | 1:33.715 P | 13- | 27.539 | 113.4 | 37.209 | 101.2 | 25.046 | 101.5 | 1:29.794 |
| 6- | Out | 108.9 | 38.672 | 100.2 | 25.255 | 101.4 | 2:22.537 | 14- | 27.569 | 113.7 | 37.262 | 101.8 | 24.813 | 101.5 | 1:29.644 |
| 7- | 27.742 | 113.0 | 37.330 | 101.5 | 25.188 | 100.8 | 1:30.260 | 15- | 27.527 | 113.7 | 37.154 | 101.4 | 24.888 | 101.5 | 1:29.569 |
| 8- | 27.701 | 112.6 | 36.924 | 102.8 | 25.046 | 101.4 | 1:29.671 | | | | | | | | |
| 8 | Brian CLARK | | | | | | | | | | Banks Racing/Express Racewear | | | | |
| 1- | Out | 107.0 | 40.806 | 98.4 | 27.494 | 98.1 | 1:42.711 | 9- | 27.501 | 115.5 | 37.377 | 102.0 | 25.052 | 101.8 | 1:29.930 |
| 2- | 27.898 | 116.7 | 37.889 | 101.8 | 24.996 | 101.7 | 1:30.783 | 10- | 27.219 | 116.7 | 37.139 | 102.5 | 24.980 | 102.5 | 1:29.338 |
| 3- | 27.854 | 114.1 | 37.550 | 102.9 | 25.051 | 100.9 | 1:30.455 | 11- | 27.884 | 118.4 | 37.659 | 102.6 | 24.978 | 101.7 | 1:30.521 |
| 4- | 27.404 | 116.5 | 37.432 | 102.5 | 25.104 | 101.1 | 1:29.940 | 12- | 27.868 | 116.1 | 36.879 | 102.9 | 25.193 | 101.4 | 1:29.940 |
| 5- | 27.495 | 116.1 | 37.342 | 101.4 | 25.094 | 102.0 | 1:29.931 | 13- | 27.317 | 116.3 | 37.241 | 102.0 | 25.202 | 102.1 | 1:29.760 |
| 6- | 28.353 | 108.1 | 40.157 | 88.9 | In | | 1:35.474 P | 14- | 27.005 | 116.3 | 36.744 | 102.6 | 25.085 | 101.7 | 1:28.834 |
| 7- | Out | 106.9 | 41.454 | 88.9 | 26.288 | 101.5 | 3:34.345 | 15- | 27.466 | 116.7 | 37.269 | 102.6 | 25.087 | 102.1 | 1:29.822 |
| 8- | 28.989 | 114.5 | 37.656 | 102.0 | 25.334 | 101.8 | 1:31.979 | 16- | 31.863 | 94.7 | 41.550 | 85.4 | In | | 1:43.408 P |
| 9 | Niall CAMPBELL | | | | | | | | | | C Kinpac Racing | | | | |
| 1- | Out | 104.7 | 43.107 | 93.5 | 27.473 | 94.5 | 1:46.206 | 8- | 29.270 | 104.5 | 39.630 | 96.3 | In | | 1:33.860 P |
| 2- | 30.216 | 105.8 | 41.001 | 96.4 | 27.156 | 95.1 | 1:38.373 | 9- | Out | 91.2 | 42.326 | 92.2 | 27.319 | 93.9 | 6:16.641 |
| 3- | 29.497 | 107.9 | 40.116 | 97.3 | 26.318 | 96.4 | 1:35.931 | 10- | 29.245 | 105.2 | 40.112 | 92.4 | 26.846 | 94.5 | 1:36.203 |
| 4- | 29.474 | 107.7 | 39.671 | 97.3 | 26.838 | 96.3 | 1:35.983 | 11- | 29.071 | 106.7 | 39.284 | 96.7 | 26.332 | 95.6 | 1:34.687 |
| 5- | 29.257 | 107.7 | 39.255 | 96.1 | 26.340 | 96.6 | 1:34.852 | 12- | 29.520 | 105.7 | 39.297 | 96.6 | 26.136 | 97.0 | 1:34.953 |
| 6- | 29.374 | 106.5 | 39.408 | 97.0 | 26.227 | 96.6 | 1:35.009 | 13- | 28.858 | 107.2 | 39.108 | 96.4 | 26.469 | 94.0 | 1:34.435 |
| 7- | 29.085 | 106.9 | 39.378 | 96.1 | 26.198 | 96.0 | 1:34.661 | | | | | | | | |

Croft
Circuit Length = 2.1250 miles
Start: 11:50 End: 12:17

Weather / Track : Sunny / Dry

MCRCB BULLETIN TK015

2009 Relentless British 125GP Championship & ACU Academy Cup

QUALIFYING 1 - SECTOR ANALYSIS

| | | | | | | | | | | | |
|-----------|-------------------------|---------------------------------------|---------------------------|------------|-----|----------------------------|----------------------------|----------------------------|-----------------|--|--|
| 10 | Peter SUTHERLAND | C Kinpac Racing | | | | | | | | | |
| 1- | Out 108.4 | 42.471 97.8 | 28.545 102.0 | 1:46.197 | 8- | Out 114.3 | 38.549 100.6 | 25.816 101.8 | 5:39.586 | | |
| 2- | 28.969 117.3 | 38.678 102.5 | 26.044 102.6 | 1:33.691 | 9- | 28.135 116.1 | 37.727 103.6 | 25.532 102.5 | 1:31.394 | | |
| 3- | 29.502 116.7 | 38.943 102.1 | 25.789 101.4 | 1:34.234 | 10- | 27.861 116.7 | 37.848 102.1 | 25.686 101.8 | 1:31.395 | | |
| 4- | 27.988 116.9 | 37.967 99.1 | 26.131 101.5 | 1:32.086 | 11- | 27.894 116.5 | 37.639 102.8 | 25.681 102.1 | 1:31.214 | | |
| 5- | 27.981 116.9 | 37.917 101.5 | 25.799 102.1 | 1:31.697 | 12- | 27.836 116.7 | 37.424 101.8 | 25.976 100.8 | 1:31.236 | | |
| 6- | 27.843 117.1 | 37.849 101.7 | 25.548 102.1 | 1:31.240 | 13- | 28.078 115.9 | 37.753 102.1 | 26.131 102.5 | 1:31.962 | | |
| 7- | 27.803 116.5 | 37.828 100.8 | In | 1:31.003 P | 14- | 27.636 116.9 | 37.372 102.3 | 25.422 102.1 | 1:30.430 | | |
| 11 | Tom WEEDEN | C TABOO Motorsport Junior Team | | | | | | | | | |
| 1- | Out 107.5 | 41.064 100.0 | 27.075 101.5 | 1:42.521 | 9- | 28.218 112.6 | 38.474 100.9 | 25.495 102.0 | 1:32.187 | | |
| 2- | 29.236 112.4 | 39.107 101.7 | 26.173 100.8 | 1:34.516 | 10- | 28.154 111.3 | 38.651 98.1 | 25.782 100.6 | 1:32.587 | | |
| 3- | 28.989 114.5 | 38.929 102.5 | 25.870 102.6 | 1:33.788 | 11- | 28.166 113.2 | 38.020 101.4 | 25.371 101.7 | 1:31.557 | | |
| 4- | 28.445 114.9 | 39.477 101.1 | 25.988 101.2 | 1:33.910 | 12- | 28.085 113.9 | 38.850 100.0 | 25.662 102.0 | 1:32.597 | | |
| 5- | 28.524 113.6 | 38.540 100.9 | 25.716 101.4 | 1:32.780 | 13- | 27.963 113.6 | 38.339 101.7 | 25.575 101.8 | 1:31.877 | | |
| 6- | 28.407 113.0 | 38.630 100.2 | 26.004 99.9 | 1:33.041 | 14- | 27.814 113.9 | 37.678 103.1 | 25.310 102.1 | 1:30.802 | | |
| 7- | 28.612 111.8 | 38.851 100.0 | 25.897 101.4 | 1:33.360 | 15- | 28.325 111.5 | 38.438 100.8 | 25.658 101.1 | 1:32.421 | | |
| 8- | 28.729 110.9 | 39.193 101.2 | 25.945 101.1 | 1:33.867 | 16- | 27.906 113.6 | 37.992 102.6 | 25.346 101.7 | 1:31.244 | | |
| 13 | Rob GUIVER | SP125 / RG Racing | | | | | | | | | |
| 1- | Out 106.5 | 42.199 95.5 | 27.445 100.9 | 1:45.200 | 9- | 28.123 112.0 | 39.747 92.4 | In | 1:33.476 P | | |
| 2- | 28.430 115.1 | 37.716 103.6 | 25.888 101.5 | 1:32.034 | 10- | Out 105.7 | 37.996 101.1 | 25.236 100.0 | 3:11.445 | | |
| 3- | 27.530 113.7 | 38.073 104.0 | 25.019 101.7 | 1:30.622 | 11- | 27.196 114.3 | 36.570 101.7 | 24.649 102.0 | 1:28.415 | | |
| 4- | 27.410 114.9 | 37.216 102.3 | 24.669 100.3 | 1:29.295 | 12- | 27.040 114.1 | 36.800 102.3 | 24.614 101.5 | 1:28.454 | | |
| 5- | 30.046 93.6 | 42.935 88.4 | 25.553 100.2 | 1:38.534 | 13- | 27.231 113.9 | 36.609 102.0 | 24.642 100.6 | 1:28.482 | | |
| 6- | 27.110 116.3 | 36.493 102.8 | 24.673 100.9 | 1:28.276 | 14- | 26.976 114.5 | 36.396 102.8 | 24.387 100.8 | 1:27.759 | | |
| 7- | 26.993 114.1 | 36.614 102.5 | 25.041 99.9 | 1:28.648 | 15- | 26.943 114.3 | 36.249 102.6 | 24.531 101.5 | 1:27.723 | | |
| 8- | 27.301 113.4 | 36.708 102.1 | 24.767 100.0 | 1:28.776 | 16- | 26.927 116.9 | 36.458 102.9 | 24.512 100.5 | 1:27.897 | | |
| 16 | Shaun HORSMAN | Symitry I.T. North | | | | | | | | | |
| 1- | Out 85.9 | 43.496 90.2 | 28.183 86.8 | 1:47.070 | 9- | 27.602 111.8 | 37.326 101.7 | 25.396 101.1 | 1:30.324 | | |
| 2- | 32.033 90.4 | 42.039 91.6 | 27.719 89.0 | 1:41.791 | 10- | 27.710 112.6 | 43.079 75.0 | 28.221 101.1 | 1:39.010 | | |
| 3- | 30.629 94.0 | 40.237 95.3 | 26.773 94.8 | 1:37.639 | 11- | 27.881 112.6 | 37.306 101.8 | 25.720 100.0 | 1:30.907 | | |
| 4- | 29.661 100.9 | 40.022 96.4 | 26.575 95.1 | 1:36.258 | 12- | 27.685 111.8 | 37.322 100.9 | 25.501 100.9 | 1:30.508 | | |
| 5- | 29.145 108.4 | 38.217 100.8 | 26.026 100.0 | 1:33.388 | 13- | 27.654 111.5 | 37.148 101.8 | 25.220 101.1 | 1:30.022 | | |
| 6- | 28.169 110.9 | 37.878 102.0 | 25.944 100.3 | 1:31.991 | 14- | 28.003 103.9 | 41.389 101.4 | 25.989 99.1 | 1:35.381 | | |
| 7- | 27.874 112.6 | 38.290 100.9 | 25.740 101.1 | 1:31.904 | 15- | 27.710 112.0 | 37.341 101.4 | 25.241 100.6 | 1:30.292 | | |
| 8- | 28.069 112.2 | 38.576 92.3 | 25.837 100.3 | 1:32.482 | 16- | 27.495 113.2 | 37.128 102.0 | 25.303 100.3 | 1:29.926 | | |
| 19 | Michael HILL | TABOO Motorsport | | | | | | | | | |
| 1- | Out 96.0 | 42.623 87.8 | 28.200 88.3 | 1:43.916 | 9- | 28.000 114.5 | 37.483 102.3 | 25.355 101.7 | 1:30.838 | | |
| 2- | 30.498 105.0 | 43.229 83.0 | 33.961 101.7 | 1:47.688 | 10- | 27.991 114.5 | 41.568 91.4 | 26.029 102.1 | 1:35.588 | | |
| 3- | 28.510 115.1 | 37.933 103.4 | 26.036 101.5 | 1:32.479 | 11- | 27.772 115.3 | 37.222 101.8 | 27.696 101.5 | 1:32.690 | | |
| 4- | 27.900 116.7 | 38.514 103.2 | In | 1:30.771 P | 12- | 28.631 107.5 | 37.491 102.0 | 25.579 102.5 | 1:31.701 | | |
| 5- | Out 107.9 | 38.507 94.8 | 25.806 102.1 | 2:14.672 | 13- | 27.667 113.9 | 37.226 102.9 | 25.600 100.9 | 1:30.493 | | |
| 6- | 27.879 115.3 | 37.806 101.2 | 25.518 101.8 | 1:31.203 | 14- | 27.784 114.3 | 37.317 102.8 | 25.260 102.6 | 1:30.361 | | |
| 7- | 28.137 114.3 | 38.014 101.7 | 25.424 101.4 | 1:31.575 | 15- | 27.754 113.7 | 37.240 102.3 | 25.222 102.0 | 1:30.216 | | |
| 8- | 28.021 114.5 | 37.531 102.0 | 25.280 101.7 | 1:30.832 | 16- | 27.635 114.7 | 37.124 102.5 | 25.429 102.3 | 1:30.188 | | |
| 21 | Tom STANFORD | Stanford Racing | | | | | | | | | |
| 1- | Out 107.4 | 41.894 94.8 | 28.402 96.0 | 1:43.879 | 8- | Out 105.0 | 39.708 95.6 | 26.983 96.0 | 5:39.046 | | |
| 2- | 29.940 110.4 | 39.334 95.9 | 26.454 97.4 | 1:35.728 | 9- | 29.615 107.7 | 39.095 95.6 | 26.372 95.6 | 1:35.082 | | |
| 3- | 29.291 109.8 | 39.069 96.6 | 26.092 97.4 | 1:34.452 | 10- | 29.013 108.6 | 39.220 96.1 | 26.490 95.6 | 1:34.723 | | |
| 4- | 29.317 110.7 | 39.906 94.3 | 26.335 97.3 | 1:35.558 | 11- | 28.884 111.3 | 38.736 96.4 | 26.545 96.4 | 1:34.165 | | |
| 5- | 29.685 107.9 | 39.063 95.7 | 26.351 95.7 | 1:35.099 | 12- | 29.029 107.9 | 39.264 95.3 | 26.595 95.7 | 1:34.888 | | |
| 6- | 28.979 109.7 | 39.443 94.8 | 26.328 96.4 | 1:34.750 | 13- | 29.050 108.4 | 39.134 94.5 | 26.406 95.6 | 1:34.590 | | |
| 7- | 29.341 108.2 | 38.948 96.7 | In | 1:34.404 P | 14- | 29.069 108.2 | 38.838 94.7 | 26.368 95.5 | 1:34.275 | | |
| 22 | Matthew PAULO | C Paulo Racing | | | | | | | | | |
| 1- | Out 96.8 | 43.972 92.2 | 27.902 97.3 | 1:46.887 | 9- | 28.464 110.4 | 39.658 96.7 | 26.196 100.0 | 1:34.318 | | |
| 2- | 30.722 104.7 | 41.967 96.3 | 26.736 97.8 | 1:39.425 | 10- | 28.541 110.9 | 38.275 98.5 | 25.590 100.2 | 1:32.406 | | |
| 3- | 29.521 110.2 | 39.906 98.8 | 25.810 99.6 | 1:35.237 | 11- | 28.415 110.9 | 38.332 99.9 | 25.672 100.0 | 1:32.419 | | |
| 4- | 28.830 111.7 | 39.498 97.7 | 25.799 99.9 | 1:34.127 | 12- | 28.212 112.4 | 38.180 99.9 | 25.732 100.6 | 1:32.124 | | |

Croft
Circuit Length = 2.1250 miles
Start: 11:50 End: 12:17

Weather / Track : Sunny / Dry

MCRCB BULLETIN TK015

2009 Relentless British 125GP Championship & ACU Academy Cup

QUALIFYING 1 - SECTOR ANALYSIS

| | | | | | | | | | | | | | | | |
|-----------|--|--------------|--------|--------------|---------------|--------------|-------------------|-----|---------------|--------------|---------------|--------------|---------------|--------------|-------------------|
| 5- | 28.539 | 112.2 | 39.116 | 98.3 | 25.945 | 99.6 | 1:33.600 | 13- | <i>27.991</i> | 112.2 | 38.288 | 100.0 | 25.743 | 99.9 | 1:32.022 |
| 6- | 28.490 | 111.8 | 38.918 | 98.8 | <i>25.479</i> | 99.6 | 1:32.887 | 14- | 28.480 | 111.7 | 38.371 | 98.1 | 25.674 | 99.6 | 1:32.525 |
| 7- | 28.511 | 111.3 | 38.730 | 100.0 | 25.756 | 99.4 | 1:32.997 | 15- | 28.371 | 111.8 | 38.332 | <i>100.6</i> | 25.567 | 100.0 | 1:32.270 |
| 8- | 28.400 | 111.5 | 38.480 | 98.5 | 25.504 | 99.4 | 1:32.384 | 16- | 29.450 | 104.7 | 39.329 | 96.7 | In | | 1:34.335 P |
| 23 | Harry STAFFORD C RCS / BTB | | | | | | | | | | | | | | |
| 1- | Out | 103.1 | 42.136 | 100.9 | 27.569 | <i>100.3</i> | 1:47.024 | 8- | Out | 109.1 | 37.624 | 98.7 | 24.967 | 99.0 | 2:57.796 |
| 2- | 29.100 | 110.4 | 38.659 | 100.9 | 25.755 | 99.4 | 1:33.514 | 9- | <i>27.470</i> | 111.8 | 36.926 | 101.8 | 25.190 | 99.9 | 1:29.586 |
| 3- | 27.968 | <i>112.2</i> | 37.571 | <i>103.6</i> | 25.378 | 99.4 | 1:30.917 | 10- | 27.611 | 110.7 | 37.494 | 102.0 | 25.114 | 99.1 | 1:30.219 |
| 4- | 28.857 | 111.5 | 36.860 | 101.8 | 24.978 | <i>100.3</i> | 1:30.695 | 11- | 27.639 | 110.2 | 37.157 | 102.5 | <i>24.867</i> | 100.0 | 1:29.663 |
| 5- | 27.574 | 111.8 | 37.819 | 101.8 | 25.186 | 98.8 | 1:30.579 | 12- | 27.596 | 110.6 | <i>36.809</i> | 102.8 | 24.913 | 99.7 | 1:29.318 |
| 6- | 28.377 | 108.2 | 37.898 | 101.5 | In | | 1:32.117 P | 13- | 27.705 | 110.7 | 37.322 | 101.1 | 25.840 | 99.7 | 1:30.867 |
| 7- | Out | 107.2 | 37.862 | 100.3 | In | | 4:04.873 P | 14- | 27.496 | 112.0 | 36.992 | 102.5 | 25.781 | 96.7 | 1:30.269 |
| 24 | Ben BARRETT SP125Racing / Lowerdale Autos | | | | | | | | | | | | | | |
| 1- | Out | 109.3 | 41.210 | 99.0 | 28.543 | 99.6 | 1:43.587 | 9- | 27.952 | 109.5 | <i>37.290</i> | 100.0 | <i>24.978</i> | <i>99.9</i> | 1:30.220 |
| 2- | 29.869 | <i>112.4</i> | 39.749 | 99.7 | 26.360 | 99.4 | 1:35.978 | 10- | 28.759 | 107.2 | 37.811 | 96.1 | In | | 1:35.065 P |
| 3- | 28.573 | 112.2 | 38.357 | 100.2 | 26.284 | 99.4 | 1:33.214 | 11- | Out | 107.9 | 38.256 | 97.8 | 25.800 | 99.1 | 4:30.482 |
| 4- | 29.451 | 110.9 | 38.679 | 98.4 | 25.679 | 98.7 | 1:33.809 | 12- | 28.073 | 110.4 | 37.739 | 99.3 | 25.441 | 99.4 | 1:31.253 |
| 5- | 28.229 | 109.7 | 37.970 | 98.5 | 25.372 | 98.8 | 1:31.571 | 13- | 28.139 | 109.7 | 37.753 | <i>100.9</i> | 25.868 | 98.5 | 1:31.760 |
| 6- | 28.000 | 110.7 | 37.937 | 98.5 | 25.511 | 98.4 | 1:31.448 | 14- | 27.892 | 110.4 | 37.534 | 99.0 | 25.329 | 99.3 | 1:30.755 |
| 7- | 27.911 | 110.7 | 37.618 | 98.3 | 25.694 | 99.0 | 1:31.223 | 15- | <i>27.817</i> | 110.7 | 37.497 | 99.4 | 25.442 | 99.6 | 1:30.756 |
| 8- | 28.368 | 108.2 | 38.101 | 99.4 | 25.056 | 99.4 | 1:31.525 | | | | | | | | |
| 26 | Nicole McALEER C Megabikes.ie | | | | | | | | | | | | | | |
| 1- | Out | 102.0 | 42.573 | 97.1 | 27.779 | 101.8 | 1:46.559 | 9- | 28.054 | 113.4 | 37.594 | 101.5 | 25.347 | 101.1 | 1:30.995 |
| 2- | 29.125 | <i>116.7</i> | 40.596 | 99.9 | 26.842 | 100.9 | 1:36.563 | 10- | 28.402 | 110.6 | 38.798 | 95.9 | In | | 1:33.250 P |
| 3- | 28.747 | 114.3 | 38.449 | 102.0 | 25.743 | 100.6 | 1:32.939 | 11- | Out | 112.6 | 38.530 | 100.9 | 25.512 | 101.5 | 3:24.360 |
| 4- | 28.361 | 114.5 | 38.234 | 102.1 | 25.283 | <i>102.0</i> | 1:31.878 | 12- | 27.946 | 113.9 | 37.812 | 101.2 | 25.414 | 101.1 | 1:31.172 |
| 5- | 28.219 | 115.3 | 37.719 | 103.1 | 25.653 | 100.6 | 1:31.591 | 13- | 27.912 | 113.2 | <i>37.368</i> | <i>103.6</i> | <i>25.164</i> | <i>102.0</i> | 1:30.444 |
| 6- | 28.243 | 115.7 | 38.281 | 102.5 | 25.790 | 100.6 | 1:32.314 | 14- | 27.890 | 112.8 | 37.660 | 101.8 | 25.508 | 100.0 | 1:31.058 |
| 7- | 28.089 | 113.4 | 37.944 | 102.1 | 25.469 | 99.9 | 1:31.502 | 15- | <i>27.697</i> | 113.0 | 37.702 | 102.6 | 25.333 | 101.8 | 1:30.732 |
| 8- | 28.235 | 112.4 | 37.867 | 102.1 | 25.338 | 101.1 | 1:31.440 | | | | | | | | |
| 27 | Catherine GREEN www.cgracing27.co.uk | | | | | | | | | | | | | | |
| 1- | Out | 106.7 | 42.440 | 93.1 | 27.625 | 98.0 | 1:44.312 | 8- | 28.259 | 114.3 | 38.294 | 99.7 | 25.468 | 101.1 | 1:32.021 |
| 2- | 29.569 | 111.5 | 38.944 | 97.4 | 27.104 | 96.8 | 1:35.617 | 9- | 27.734 | 115.1 | 37.311 | 98.0 | 25.376 | 101.7 | 1:30.421 |
| 3- | 29.017 | 113.0 | 38.258 | 100.3 | 25.758 | 100.3 | 1:33.033 | 10- | 27.768 | 116.3 | 37.603 | 99.9 | 25.752 | 102.0 | 1:31.123 |
| 4- | 28.371 | <i>116.9</i> | 38.591 | 99.9 | In | | 1:31.596 P | 11- | <i>27.477</i> | 115.9 | 38.373 | 99.9 | 25.584 | 101.8 | 1:31.434 |
| 5- | Out | 112.4 | 38.641 | 99.4 | 25.612 | 101.4 | 5:16.194 | 12- | 27.927 | 114.9 | 37.180 | 101.4 | 25.362 | 102.0 | 1:30.469 |
| 6- | 28.093 | 113.9 | 37.464 | 101.8 | 25.355 | 101.1 | 1:30.912 | 13- | 27.843 | 115.3 | 38.250 | 101.2 | 25.474 | 101.7 | 1:31.567 |
| 7- | 27.836 | 114.9 | 37.851 | 100.8 | 25.469 | <i>102.3</i> | 1:31.156 | 14- | 27.801 | 116.3 | <i>37.041</i> | <i>103.2</i> | <i>25.321</i> | 101.7 | 1:30.163 |
| 28 | Jon VINCENT Molly / GRF Heavy Transport | | | | | | | | | | | | | | |
| 1- | Out | 94.9 | 43.331 | 88.1 | 27.056 | 99.9 | 1:45.195 | 9- | 27.829 | 113.2 | 37.347 | 101.5 | <i>24.802</i> | 102.1 | 1:29.978 |
| 2- | 28.752 | 114.7 | 38.972 | 102.0 | 25.591 | 100.9 | 1:33.315 | 10- | 30.780 | 99.7 | 40.041 | 90.4 | In | | 1:38.715 P |
| 3- | 28.522 | 116.1 | 38.730 | 101.1 | 25.899 | 102.8 | 1:33.151 | 11- | Out | 110.6 | 40.075 | 98.1 | 26.534 | 102.1 | 2:39.079 |
| 4- | 29.191 | <i>117.5</i> | 39.053 | 101.7 | 25.840 | <i>103.4</i> | 1:34.084 | 12- | 28.409 | 112.6 | 37.624 | 101.8 | 25.401 | 99.4 | 1:31.434 |
| 5- | 28.342 | 115.9 | 37.857 | 100.8 | 25.232 | 101.8 | 1:31.431 | 13- | 27.984 | 113.4 | 37.598 | 101.7 | 24.920 | 101.1 | 1:30.502 |
| 6- | 27.724 | 114.7 | 37.357 | 101.8 | 25.173 | 99.9 | 1:30.254 | 14- | 27.794 | 114.1 | 37.352 | 102.9 | 24.824 | 101.2 | 1:29.970 |
| 7- | 27.932 | 114.5 | 37.237 | 100.9 | 25.137 | 102.6 | 1:30.306 | 15- | <i>27.703</i> | 115.1 | 36.957 | 102.3 | 25.020 | 102.1 | 1:29.680 |
| 8- | 28.221 | 115.1 | 37.548 | 101.5 | 24.875 | 101.2 | 1:30.644 | 16- | 28.155 | 111.1 | <i>36.887</i> | <i>104.0</i> | 24.808 | 102.6 | 1:29.850 |
| 29 | James LODGE KRP / Earnshaws Motorcycles | | | | | | | | | | | | | | |
| 1- | Out | 108.1 | 41.081 | 96.3 | In | | 1:38.935 P | 8- | 27.908 | 110.9 | 40.063 | 88.5 | 26.695 | 101.5 | 1:34.666 |
| 2- | Out | 114.7 | 38.083 | 100.2 | 25.438 | 101.2 | 3:43.669 | 9- | 27.276 | 115.5 | <i>36.638</i> | 101.7 | 24.832 | 102.1 | 1:28.746 |
| 3- | 27.708 | 116.5 | 37.123 | 101.1 | 25.617 | 96.8 | 1:30.448 | 10- | 27.302 | <i>117.3</i> | 36.879 | <i>103.7</i> | 25.026 | 102.5 | 1:29.207 |
| 4- | 27.423 | 116.5 | 37.217 | 102.5 | 24.988 | 101.8 | 1:29.628 | 11- | 28.277 | 115.5 | 37.192 | 101.8 | 25.080 | <i>102.9</i> | 1:30.549 |
| 5- | 27.541 | 112.8 | 37.221 | 102.6 | 25.004 | 101.8 | 1:29.766 | 12- | 27.221 | 116.1 | 36.658 | 102.8 | <i>24.616</i> | <i>102.9</i> | 1:28.495 |
| 6- | 27.306 | 115.5 | 37.145 | 100.6 | 24.889 | 102.1 | 1:29.340 | 13- | <i>27.148</i> | 115.9 | 36.787 | 103.1 | 25.079 | 102.6 | 1:29.014 |
| 7- | 27.233 | 114.7 | 36.989 | 101.7 | 24.829 | 102.0 | 1:29.051 | 14- | 27.764 | 111.1 | 38.870 | 96.8 | In | | 1:31.283 P |
| 35 | Elliot LODGE C Spike Racing | | | | | | | | | | | | | | |
| 1- | Out | 105.7 | 43.469 | 99.1 | 28.881 | 97.8 | 1:47.879 | 7- | Out | 107.5 | 40.372 | 95.5 | 27.502 | 97.8 | 5:55.640 |

Croft
Circuit Length = 2.1250 miles
Start: 11:50 End: 12:17

Weather / Track : Sunny / Dry

MCRCB BULLETIN TK015

2009 Relentless British 125GP Championship & ACU Academy Cup

QUALIFYING 1 - SECTOR ANALYSIS

| | | | | | | | | | | | | | | | |
|-----------|--|--------------|--------|--------------|---------------|--------------|-----------------|-----|---------------|--------------|---------------|--------------|---------------|--------------|-----------------|
| 2- | 30.212 | 109.5 | 40.363 | <i>100.0</i> | 27.390 | <i>99.4</i> | 1:37.965 | 8- | 29.797 | 108.8 | <i>39.467</i> | 97.5 | 26.730 | 98.5 | 1:35.994 |
| 3- | 29.653 | <i>111.5</i> | 40.015 | 99.6 | 27.088 | 97.1 | 1:36.756 | 9- | 29.432 | 109.7 | 39.771 | 98.0 | 26.692 | 98.5 | 1:35.895 |
| 4- | 29.597 | 109.7 | 39.776 | 96.4 | 27.030 | 98.0 | 1:36.403 | 10- | 29.588 | 109.1 | 39.548 | 97.3 | In | | 1:35.614 P |
| 5- | 29.296 | 110.4 | 39.826 | 97.4 | 26.691 | 98.1 | 1:35.813 | 11- | Out | 106.9 | 40.867 | 96.4 | 26.792 | 97.1 | 3:16.312 |
| 6- | <i>29.126</i> | 108.9 | 39.917 | 97.5 | In | | 1:34.767 P | 12- | 29.423 | 109.1 | 39.477 | 97.4 | <i>26.422</i> | 97.8 | 1:35.322 |
| 45 | Ewan GRAY C Ewan Gray Racing | | | | | | | | | | | | | | |
| 1- | Out | 106.4 | 42.455 | 96.8 | 27.820 | 99.3 | 1:44.990 | 9- | 29.086 | 108.6 | 39.687 | 96.8 | In | | 1:34.418 P |
| 2- | 29.632 | 110.2 | 40.862 | 96.4 | 26.412 | 99.4 | 1:36.906 | 10- | Out | 109.3 | 39.411 | 96.6 | 25.799 | 98.8 | 2:46.195 |
| 3- | 29.472 | 107.2 | 39.377 | <i>98.8</i> | 25.993 | 99.0 | 1:34.842 | 11- | 29.313 | 109.1 | 39.159 | 97.7 | 25.711 | 97.1 | 1:34.183 |
| 4- | 29.934 | 108.9 | 40.447 | 96.3 | 26.286 | <i>101.4</i> | 1:36.667 | 12- | 28.937 | 108.8 | 38.898 | 97.0 | 25.945 | 96.6 | 1:33.780 |
| 5- | 28.896 | <i>111.7</i> | 39.270 | 97.4 | 26.057 | 98.8 | 1:34.223 | 13- | 28.913 | 108.9 | <i>38.996</i> | <i>98.8</i> | 25.957 | 99.6 | 1:33.866 |
| 6- | 29.167 | 108.9 | 39.793 | 98.0 | 25.941 | 98.7 | 1:34.901 | 14- | 28.968 | 108.6 | <i>38.774</i> | 97.7 | <i>25.528</i> | 99.0 | 1:33.270 |
| 7- | 29.094 | 109.7 | 39.383 | 97.3 | 25.915 | 99.4 | 1:34.392 | 15- | <i>28.743</i> | 109.8 | 39.098 | 98.4 | 25.736 | 98.1 | 1:33.577 |
| 8- | 29.000 | 109.8 | 39.347 | 98.1 | 25.914 | 97.8 | 1:34.261 | | | | | | | | |
| 46 | Ross WALKER C Ross Walker Racing | | | | | | | | | | | | | | |
| 1- | Out | 107.4 | 42.288 | 99.0 | 28.351 | 100.5 | 1:48.289 | 8- | Out | 104.5 | 39.166 | 100.2 | 26.017 | 100.6 | 5:55.783 |
| 2- | 28.623 | 114.5 | 40.378 | 101.5 | 26.336 | 101.2 | 1:35.337 | 9- | 28.087 | 111.3 | 40.170 | 98.8 | 27.640 | 74.4 | 1:35.897 |
| 3- | 29.165 | 112.4 | 38.631 | 101.8 | 25.859 | 100.6 | 1:33.655 | 10- | 29.218 | 111.5 | 37.448 | 101.7 | 25.443 | 100.6 | 1:32.109 |
| 4- | 28.068 | 115.1 | 37.718 | 100.5 | 25.281 | 99.7 | 1:31.067 | 11- | 27.611 | 113.2 | 37.271 | <i>102.3</i> | 25.293 | 101.2 | 1:30.175 |
| 5- | 27.824 | 113.6 | 37.736 | 101.7 | 25.701 | 99.9 | 1:31.261 | 12- | 27.679 | 113.2 | 36.858 | 102.0 | <i>25.045</i> | <i>101.5</i> | 1:29.582 |
| 6- | 27.780 | 113.0 | 37.312 | 101.2 | 25.600 | 100.9 | 1:30.692 | 13- | 29.057 | 107.0 | 38.125 | 99.4 | 26.388 | 100.3 | 1:33.570 |
| 7- | 27.648 | <i>115.3</i> | 37.804 | 101.1 | In | | 1:36.675 P | 14- | <i>27.426</i> | 114.1 | <i>36.700</i> | 102.1 | 25.122 | 100.8 | 1:29.248 |
| 50 | Tim HASTINGS C KRP / Bradley Smith Racing | | | | | | | | | | | | | | |
| 1- | 28.067 | 114.7 | 37.544 | 103.7 | 25.236 | 102.5 | 1:30.847 | 8- | 30.010 | 77.7 | 40.474 | 103.6 | 24.930 | 102.3 | 1:35.414 |
| 2- | 27.736 | 115.7 | 37.218 | <i>104.5</i> | 25.045 | 102.6 | 1:29.999 | 9- | 27.241 | 116.1 | 36.390 | 104.0 | 24.853 | 104.0 | 1:28.484 |
| 3- | 27.441 | 116.7 | 36.695 | 102.0 | 25.004 | 101.8 | 1:29.140 | 10- | 27.035 | 117.1 | 36.736 | 103.6 | 24.882 | 102.8 | 1:28.653 |
| 4- | 27.581 | 116.1 | 38.071 | 99.0 | In | | 1:31.327 P | 11- | 27.097 | 117.1 | <i>36.315</i> | 103.7 | 24.675 | 103.9 | 1:28.087 |
| 5- | Out | 112.8 | 37.442 | 103.1 | 25.353 | 103.6 | 2:52.063 | 12- | 29.638 | 91.9 | 39.948 | 92.3 | In | | 1:35.015 P |
| 6- | 27.320 | 116.1 | 36.986 | 102.3 | 24.939 | <i>104.4</i> | 1:29.245 | 13- | Out | 116.5 | 37.808 | 102.9 | 25.211 | 102.9 | 2:55.632 |
| 7- | 27.280 | 116.3 | 36.386 | 103.1 | 24.833 | 104.0 | 1:28.499 | 14- | <i>26.996</i> | <i>117.7</i> | 36.730 | 102.9 | <i>24.388</i> | 103.9 | 1:28.114 |
| 57 | Jamie FERGUSON Team Ferguson Racing | | | | | | | | | | | | | | |
| 1- | 29.515 | <i>114.5</i> | 39.849 | 99.4 | 27.334 | 99.4 | 1:36.698 | 8- | Out | 110.9 | 39.480 | 96.7 | 27.332 | 99.9 | 4:31.364 |
| 2- | 28.626 | 114.3 | 38.455 | 101.7 | 26.990 | 100.8 | 1:34.071 | 9- | 28.700 | 112.8 | 38.950 | 99.7 | 27.078 | 100.0 | 1:34.728 |
| 3- | 28.580 | 113.7 | 38.576 | 100.5 | 26.536 | 100.0 | 1:33.692 | 10- | 28.491 | 114.3 | 38.019 | 102.1 | 26.314 | 100.8 | 1:32.824 |
| 4- | 28.578 | 114.3 | 38.188 | 100.8 | 26.477 | 100.8 | 1:33.243 | 11- | 28.052 | 113.7 | 38.788 | 93.5 | <i>26.308</i> | <i>101.7</i> | 1:33.148 |
| 5- | 28.090 | 114.3 | 38.228 | 101.5 | 26.575 | 100.9 | 1:32.893 | 12- | 28.077 | 113.9 | 38.391 | 101.5 | 26.365 | 101.1 | 1:32.833 |
| 6- | 28.305 | 113.7 | 38.012 | 101.7 | 26.431 | 100.5 | 1:32.748 | 13- | <i>27.900</i> | 114.1 | <i>37.884</i> | <i>102.3</i> | 26.481 | 101.1 | 1:32.265 |
| 7- | 29.788 | 99.3 | 44.173 | 97.8 | In | | 1:42.335 P | | | | | | | | |
| 61 | Paul JORDAN KRP / Bradley Smith Racing | | | | | | | | | | | | | | |
| 1- | Out | <i>118.8</i> | 39.024 | 103.2 | 26.258 | 102.6 | 1:36.131 | 9- | 27.744 | 116.9 | 37.521 | 101.7 | 25.388 | 102.0 | 1:30.653 |
| 2- | 28.256 | 118.4 | 37.958 | 102.8 | 25.670 | 102.1 | 1:31.884 | 10- | 29.090 | 98.7 | 45.330 | 69.6 | 27.419 | 102.3 | 1:41.839 |
| 3- | 27.617 | 118.1 | 37.299 | <i>103.6</i> | <i>25.349</i> | 102.3 | 1:30.265 | 11- | 27.881 | 117.9 | 38.282 | 101.5 | 25.870 | 102.6 | 1:32.033 |
| 4- | 27.939 | 115.9 | 37.410 | 101.7 | 25.412 | 102.3 | 1:30.761 | 12- | 27.720 | 117.5 | 38.615 | 99.1 | In | | 1:31.851 P |
| 5- | <i>27.524</i> | 117.7 | 38.087 | 99.6 | 25.624 | 102.1 | 1:31.235 | 13- | Out | 108.9 | 39.193 | 102.0 | 25.364 | 102.5 | 2:28.571 |
| 6- | 30.710 | 81.8 | 46.023 | 84.5 | In | | 1:45.330 P | 14- | 27.711 | 118.1 | <i>37.075</i> | 103.4 | 25.558 | <i>102.8</i> | 1:30.344 |
| 7- | Out | 92.4 | 44.149 | 81.9 | 27.813 | 100.8 | 3:33.509 | 15- | 28.440 | 117.5 | 37.610 | 101.7 | 25.640 | 101.1 | 1:31.690 |
| 8- | 28.592 | 114.7 | 38.090 | 102.0 | 25.695 | 102.1 | 1:32.377 | | | | | | | | |
| 66 | Tom HAYWARD KRP / Daniel Weston Racing | | | | | | | | | | | | | | |
| 1- | Out | 116.5 | 39.082 | 101.7 | 26.159 | 100.0 | 1:36.249 | 9- | 27.234 | 116.3 | 37.268 | 102.3 | 24.765 | 103.1 | 1:29.267 |
| 2- | 27.974 | 117.9 | 37.876 | 103.2 | 25.511 | 102.0 | 1:31.361 | 10- | 27.934 | 116.5 | 37.208 | 102.0 | 25.871 | 103.1 | 1:31.013 |
| 3- | 27.640 | 117.7 | 37.502 | 102.8 | 24.988 | 102.5 | 1:30.130 | 11- | 27.394 | 116.7 | 36.829 | 102.9 | 24.837 | 102.8 | 1:29.060 |
| 4- | 27.604 | 117.3 | 37.207 | 102.3 | 24.928 | 102.5 | 1:29.739 | 12- | 27.322 | 117.3 | <i>36.789</i> | 103.1 | <i>24.586</i> | 103.2 | 1:28.697 |
| 5- | 27.370 | 117.9 | 37.410 | 103.1 | 24.953 | 102.6 | 1:29.733 | 13- | <i>27.154</i> | 117.3 | 36.864 | 104.2 | 24.837 | 101.7 | 1:28.855 |
| 6- | 27.322 | 117.7 | 37.160 | 102.1 | 24.728 | 102.6 | 1:29.210 | 14- | 28.026 | 115.1 | 36.915 | <i>104.4</i> | 24.846 | <i>104.4</i> | 1:29.787 |
| 7- | 27.464 | 117.3 | 37.309 | 102.6 | In | | 1:29.175 P | 15- | 27.617 | <i>119.2</i> | 37.463 | 101.5 | 24.968 | 102.3 | 1:30.048 |
| 8- | Out | 114.7 | 38.146 | 101.7 | 25.093 | 102.9 | 2:59.914 | 16- | 27.228 | 117.5 | 37.845 | 101.8 | 25.219 | 101.4 | 1:30.292 |

Croft
Circuit Length = 2.1250 miles
Start: 11:50 End: 12:17

Weather / Track : Sunny / Dry

MCRCB BULLETIN TK015

2009 Relentless British 125GP Championship & ACU Academy Cup

QUALIFYING 1 - SECTOR ANALYSIS

| | | | | | | | | | | | | | | | | |
|-----------|-------------------------|------------------|-------------------|------------------|-------------------|-----------------------------------|-----------------|-----|-------------------|-------------------|-------------------|-------------------|-------------------|------------------|------------------|-----------------|
| 72 | Connor BEHAN | | | | | SP125 / Express Forklifts | | | | | | | | | | |
| 1- | Out | 108.1 | 40.858 | 100.3 | 27.653 | 99.9 | 1:42.992 | 8- | 27.345 | 113.9 | 36.700 | 101.2 | 24.959 | 99.0 | 1:29.004 | |
| 2- | 28.689 | 110.9 | 39.647 | 100.9 | 25.586 | 100.2 | 1:33.922 | 9- | 27.236 | 111.8 | 36.726 | 100.9 | 24.560 | 99.7 | 1:28.522 | |
| 3- | 27.659 | 113.4 | 37.121 | 100.6 | 25.364 | 100.0 | 1:30.144 | 10- | 27.437 | 110.4 | 36.672 | 100.6 | 25.255 | 98.3 | 1:29.364 | |
| 4- | 27.543 | 114.1 | 36.488 | 102.6 | 24.636 | 100.8 | 1:28.667 | 11- | 27.682 | 111.1 | 36.641 | 101.7 | 24.899 | 99.4 | 1:29.222 | |
| 5- | 27.925 | 104.7 | 39.745 | 98.1 | In | | 1:34.952 | P | 12- | 27.118 | 111.1 | 36.556 | 100.6 | 24.612 | 100.5 | 1:28.286 |
| 6- | Out | 97.0 | 39.197 | 92.2 | 26.528 | 99.7 | 7:16.929 | | 13- | 27.089 | 112.4 | 36.516 | 102.0 | 24.698 | 101.4 | 1:28.303 |
| 7- | 27.322 | 110.4 | 36.866 | 100.6 | 24.927 | 99.0 | 1:29.115 | | | | | | | | | |
| 75 | Richard FERGUSON | | | | | C Team Ferguson Racing | | | | | | | | | | |
| 1- | 30.065 | 112.4 | 41.091 | 99.1 | 27.352 | 98.8 | 1:38.508 | 5- | 33.394 | 95.1 | 47.266 | 69.6 | In | | 1:50.416 | P |
| 2- | 29.753 | 111.8 | 40.364 | 98.0 | 27.600 | 98.1 | 1:37.717 | 6- | Out | 106.0 | 54.001 | 52.1 | In | | 10:44.649 | P |
| 3- | 29.552 | 110.2 | 40.755 | 95.5 | 33.643 | 96.7 | 1:43.950 | 7- | Out | 109.7 | 41.680 | 95.9 | In | | 3:34.765 | P |
| 4- | 29.808 | 112.6 | 40.436 | 97.8 | 27.912 | 98.7 | 1:38.156 | | | | | | | | | |
| 77 | Taylor MACKENZIE | | | | | C MMCG Motorpoint | | | | | | | | | | |
| 1- | 28.534 | 113.2 | 38.563 | 102.6 | 25.414 | 101.7 | 1:32.511 | 7- | 27.206 | 114.5 | 36.865 | 102.1 | 24.715 | 102.6 | 1:28.786 | |
| 2- | 28.080 | 115.5 | 38.022 | 104.2 | 24.909 | 102.3 | 1:31.011 | 8- | 27.427 | 114.3 | 36.823 | 103.9 | 24.721 | 103.6 | 1:28.971 | |
| 3- | 28.123 | 115.1 | 37.561 | 102.0 | 24.997 | 103.2 | 1:30.681 | 9- | 31.575 | 84.6 | 38.097 | 99.6 | 25.932 | 103.9 | 1:35.604 | |
| 4- | 27.734 | 115.7 | 37.341 | 104.2 | 25.097 | 102.0 | 1:30.172 | 10- | 27.590 | 113.7 | 36.905 | 103.1 | 24.459 | 102.8 | 1:28.954 | |
| 5- | 27.525 | 116.7 | 37.150 | 102.5 | 25.109 | 102.9 | 1:29.784 | 11- | 27.553 | 117.7 | 36.769 | 102.8 | 25.421 | 102.6 | 1:29.743 | |
| 6- | 27.448 | 115.1 | 36.896 | 102.6 | 24.671 | 104.2 | 1:29.015 | | | | | | | | | |
| 91 | Ian STANFORD | | | | | Stanford Racing | | | | | | | | | | |
| 1- | Out | 108.8 | 42.315 | 95.6 | 28.745 | 98.4 | 1:45.101 | 9- | 28.886 | 110.7 | 38.461 | 98.8 | 26.089 | 98.4 | 1:33.436 | |
| 2- | 29.987 | 113.4 | 40.415 | 98.1 | 26.474 | 98.3 | 1:36.876 | 10- | 28.490 | 112.0 | 38.573 | 98.4 | 26.694 | 96.0 | 1:33.757 | |
| 3- | 29.484 | 110.9 | 39.239 | 100.0 | 26.030 | 99.1 | 1:34.753 | 11- | 29.053 | 109.8 | 38.831 | 98.1 | 26.271 | 98.3 | 1:34.155 | |
| 4- | 29.294 | 112.7 | 39.333 | 100.6 | 32.709 | 96.6 | 1:41.336 | 12- | 28.773 | 110.9 | 38.260 | 98.5 | 29.461 | 92.4 | 1:36.494 | |
| 5- | 29.233 | 112.6 | 39.403 | 97.5 | 26.295 | 98.1 | 1:34.931 | 13- | 29.561 | 110.0 | 42.059 | 97.4 | In | | 1:37.694 | P |
| 6- | 29.069 | 112.4 | 38.632 | 99.3 | 26.665 | 97.0 | 1:34.366 | 14- | Out | 110.9 | 39.398 | 97.4 | 26.762 | 98.8 | 3:23.529 | |
| 7- | 28.832 | 111.8 | 38.716 | 98.5 | 26.487 | 97.8 | 1:34.035 | 15- | 28.516 | 112.8 | 38.729 | 99.0 | 26.472 | 96.7 | 1:33.717 | |
| 8- | 28.627 | 111.1 | 39.014 | 96.4 | 26.243 | 98.0 | 1:33.884 | | | | | | | | | |
| 93 | Danny KENT | | | | | C Team Aztec GP | | | | | | | | | | |
| 1- | 29.285 | 112.2 | 38.237 | 97.0 | 25.319 | 100.0 | 1:32.841 | 8- | Out | 111.5 | 37.938 | 99.9 | 25.060 | 99.9 | 4:56.215 | |
| 2- | 27.835 | 113.6 | 37.407 | 101.7 | 24.724 | 99.9 | 1:29.966 | 9- | 27.286 | 114.9 | 36.765 | 101.1 | 24.555 | 100.5 | 1:28.606 | |
| 3- | 27.505 | 113.6 | 36.989 | 101.2 | 24.946 | 99.4 | 1:29.440 | 10- | 27.107 | 115.5 | 37.185 | 100.5 | 24.579 | 102.0 | 1:28.871 | |
| 4- | 27.194 | 112.1 | 36.990 | 100.5 | 25.730 | 94.8 | 1:29.914 | 11- | 27.104 | 114.3 | 36.797 | 101.1 | 24.424 | 101.7 | 1:28.325 | |
| 5- | 28.834 | 109.5 | 37.381 | 100.9 | 24.809 | 100.8 | 1:31.024 | 12- | 27.131 | 115.3 | 37.343 | 101.4 | 24.496 | 100.0 | 1:28.970 | |
| 6- | 27.211 | 114.5 | 37.049 | 98.3 | 24.605 | 99.7 | 1:28.865 | 13- | 27.264 | 114.9 | 36.925 | 100.8 | 24.366 | 100.6 | 1:28.555 | |
| 7- | 28.618 | 104.5 | 39.525 | 95.6 | In | | 1:33.747 | P | 14- | 27.134 | 113.9 | 36.838 | 101.2 | 24.476 | 1:28.448 | |
| 96 | Ryan SAXELBY | | | | | KRP / Bradley Smith Racing | | | | | | | | | | |
| 1- | Out | 113.4 | 40.517 | 97.1 | 26.966 | 100.0 | 1:39.513 | 8- | 27.939 | 113.9 | 38.857 | 101.5 | In | | 1:32.400 | P |
| 2- | 29.625 | 115.3 | 39.905 | 100.5 | 26.073 | 99.0 | 1:35.603 | 9- | Out | 111.8 | 39.870 | 98.8 | 25.888 | 99.7 | 3:48.145 | |
| 3- | 28.305 | 113.9 | 38.523 | 101.2 | 25.847 | 100.2 | 1:32.675 | 10- | 28.294 | 113.9 | 38.800 | 100.6 | 25.944 | 97.3 | 1:33.038 | |
| 4- | 27.942 | 114.3 | 38.587 | 101.7 | 26.681 | 101.4 | 1:33.210 | 11- | 28.123 | 114.7 | 38.478 | 102.8 | 25.864 | 100.9 | 1:32.465 | |
| 5- | 28.024 | 114.1 | 38.652 | 101.1 | 26.251 | 99.7 | 1:32.927 | 12- | 28.066 | 114.7 | 38.265 | 100.3 | 25.581 | 100.3 | 1:31.912 | |
| 6- | 28.032 | 115.7 | 38.317 | 102.3 | 25.884 | 100.9 | 1:32.233 | 13- | 27.708 | 115.5 | 38.103 | 102.3 | In | | 1:30.327 | P |
| 7- | 28.644 | 114.3 | 38.605 | 100.8 | 25.869 | 100.3 | 1:33.118 | | | | | | | | | |
| 99 | Kasey WYATT | | | | | C Repli-Cast UK | | | | | | | | | | |
| 1- | Out | 109.5 | 44.439 | 92.7 | 28.853 | 94.8 | 1:47.058 | 7- | 29.079 | 112.2 | 39.609 | 97.8 | 25.922 | 99.1 | 1:34.610 | |
| 2- | 32.177 | 110.4 | 42.027 | 95.6 | 27.222 | 97.5 | 1:41.426 | 8- | 29.012 | 110.2 | 39.250 | 98.3 | 26.084 | 99.3 | 1:34.346 | |
| 3- | 29.906 | 112.4 | 41.572 | 97.5 | 26.529 | 98.1 | 1:38.007 | 9- | 28.628 | 111.5 | 41.526 | 99.3 | 25.727 | 99.9 | 1:35.881 | |
| 4- | 29.174 | 110.6 | 39.816 | 97.5 | 26.199 | 97.8 | 1:35.189 | 10- | 28.532 | 111.8 | 39.121 | 97.8 | 26.396 | 96.6 | 1:34.049 | |
| 5- | 28.896 | 112.0 | 41.301 | 84.9 | In | | 1:36.112 | P | 11- | 28.801 | 112.8 | 38.863 | 98.4 | 25.933 | 99.7 | 1:33.597 |
| 6- | Out | 110.9 | 41.099 | 97.3 | 26.509 | 99.3 | 5:55.362 | | | | | | | | | |

Croft
Circuit Length = 2.1250 miles
Start: 11:50 End: 12:17

Weather / Track : Sunny / Dry

MCRCB BULLETIN TK016

2009 Relentless British 125GP Championship & ACU Academy Cup

QUALIFYING 1 - SPEED TRAPS

| SECTOR 1 | | | | SECTOR 2 | | | FINISH LINE | | |
|----------|----|------------------|-------|----------|------------------|-------|-------------|------------------|-------|
| POS | NO | NAME | MPH | NO | NAME | MPH | NO | NAME | MPH |
| 1 | 66 | Tom HAYWARD | 119.2 | 50 | Tim HASTINGS | 104.5 | 50 | Tim HASTINGS | 104.4 |
| 2 | 61 | Paul JORDAN | 118.8 | 66 | Tom HAYWARD | 104.4 | 66 | Tom HAYWARD | 104.4 |
| 3 | 8 | Brian CLARK | 118.4 | 77 | Taylor MACKENZIE | 104.2 | 77 | Taylor MACKENZIE | 104.2 |
| 4 | 93 | Danny KENT | 118.1 | 13 | Rob GUIVER | 104.0 | 6 | Martin GLOSSOP | 103.6 |
| 5 | 50 | Tim HASTINGS | 117.7 | 28 | Jon VINCENT | 104.0 | 28 | Jon VINCENT | 103.4 |
| 6 | 77 | Taylor MACKENZIE | 117.7 | 6 | Martin GLOSSOP | 103.7 | 1 | Matthew HOYLE | 103.1 |
| 7 | 28 | Jon VINCENT | 117.5 | 29 | James LODGE | 103.7 | 29 | James LODGE | 102.9 |
| 8 | 10 | Peter SUTHERLAND | 117.3 | 1 | Matthew HOYLE | 103.6 | 61 | Paul JORDAN | 102.8 |
| 9 | 29 | James LODGE | 117.3 | 10 | Peter SUTHERLAND | 103.6 | 10 | Peter SUTHERLAND | 102.6 |
| 10 | 1 | Matthew HOYLE | 117.1 | 23 | Harry STAFFORD | 103.6 | 11 | Tom WEEDEN | 102.6 |
| 11 | 2 | Robbie STEWART | 116.9 | 26 | Nicole McALEER | 103.6 | 19 | Michael HILL | 102.6 |
| 12 | 6 | Martin GLOSSOP | 116.9 | 61 | Paul JORDAN | 103.6 | 8 | Brian CLARK | 102.5 |
| 13 | 13 | Rob GUIVER | 116.9 | 19 | Michael HILL | 103.4 | 27 | Catherine GREEN | 102.3 |
| 14 | 27 | Catherine GREEN | 116.9 | 27 | Catherine GREEN | 103.2 | 7 | Deane BROWN | 102.0 |
| 15 | 19 | Michael HILL | 116.7 | 2 | Robbie STEWART | 103.1 | 13 | Rob GUIVER | 102.0 |
| 16 | 26 | Nicole McALEER | 116.1 | 11 | Tom WEEDEN | 103.1 | 26 | Nicole McALEER | 102.0 |
| 17 | 96 | Ryan SAXELBY | 115.7 | 8 | Brian CLARK | 102.9 | 93 | Danny KENT | 102.0 |
| 18 | 46 | Ross WALKER | 115.3 | 7 | Deane BROWN | 102.8 | 2 | Robbie STEWART | 101.7 |
| 19 | 11 | Tom WEEDEN | 114.9 | 96 | Ryan SAXELBY | 102.8 | 57 | Jamie FERGUSON | 101.7 |
| 20 | 57 | Jamie FERGUSON | 114.5 | 72 | Connor BEHAN | 102.6 | 46 | Ross WALKER | 101.5 |
| 21 | 72 | Connor BEHAN | 114.1 | 46 | Ross WALKER | 102.3 | 45 | Ewan GRAY | 101.4 |
| 22 | 7 | Deane BROWN | 113.7 | 57 | Jamie FERGUSON | 102.3 | 72 | Connor BEHAN | 101.4 |
| 23 | 91 | Ian STANFORD | 113.7 | 16 | Shaun HORSMAN | 102.0 | 96 | Ryan SAXELBY | 101.4 |
| 24 | 16 | Shaun HORSMAN | 113.2 | 93 | Danny KENT | 101.7 | 16 | Shaun HORSMAN | 101.1 |
| 25 | 99 | Kasey WYATT | 112.8 | 24 | Ben BARRETT | 100.9 | 22 | Matthew PAULO | 100.6 |
| 26 | 4 | Philip WAKEFIELD | 112.6 | 22 | Matthew PAULO | 100.6 | 23 | Harry STAFFORD | 100.3 |
| 27 | 75 | Richard FERGUSON | 112.6 | 91 | Ian STANFORD | 100.6 | 24 | Ben BARRETT | 99.9 |
| 28 | 22 | Matthew PAULO | 112.4 | 4 | Philip WAKEFIELD | 100.2 | 99 | Kasey WYATT | 99.9 |
| 29 | 24 | Ben BARRETT | 112.4 | 35 | Elliot LODGE | 100.0 | 35 | Elliot LODGE | 99.4 |
| 30 | 23 | Harry STAFFORD | 112.2 | 99 | Kasey WYATT | 99.3 | 91 | Ian STANFORD | 99.1 |
| 31 | 45 | Ewan GRAY | 111.7 | 75 | Richard FERGUSON | 99.1 | 75 | Richard FERGUSON | 98.8 |
| 32 | 35 | Elliot LODGE | 111.5 | 45 | Ewan GRAY | 98.8 | 4 | Philip WAKEFIELD | 98.0 |
| 33 | 21 | Tom STANFORD | 111.3 | 9 | Niall CAMPBELL | 97.3 | 21 | Tom STANFORD | 97.4 |
| 34 | 9 | Niall CAMPBELL | 107.9 | 21 | Tom STANFORD | 96.7 | 9 | Niall CAMPBELL | 97.0 |

Weather / Track : Sunny / Dry

www.tsl-timing.com

Croft
Circuit Length = 2.1250 miles
Start: 11:50 End: 12:17

Printed - 12.18 Saturday, 12 September 2009

MCRCB BULLETIN TK017

2009 Relentless British 125GP Championship & ACU Academy Cup

QUALIFYING 1 - BEST SECTOR TIMES

| SECTOR 1 | | | SECTOR 2 | | | SECTOR 3 | | | IDEAL / BEST COMPARISON | | | | | | |
|----------|----|------------|----------|----|------------|----------|----|------------|-------------------------|-----|--------------------|------------|-----------------|----------|-------|
| POS | NO | NAME | TIME | NO | NAME | TIME | NO | NAME | TIME | POS | NO | NAME | IDEAL | BEST | DIFF |
| 1 | 77 | MACKENZIE | 26.860 | 13 | GUIVER | 36.249 | 93 | KENT | 24.366 | 1 | 13 | GUIVER | 1:27.563 | 1:27.723 | 0.160 |
| 2 | 13 | GUIVER | 26.927 | 2 | STEWART | 36.284 | 13 | GUIVER | 24.387 | 2 | 50 | HASTINGS | 1:27.699 | 1:28.087 | 0.388 |
| 3 | 2 | STEWART | 26.981 | 50 | HASTINGS | 36.315 | 50 | HASTINGS | 24.388 | 3 | 2 | STEWART | 1:27.777 | 1:27.847 | 0.070 |
| 4 | 50 | HASTINGS | 26.996 | 6 | GLOSSOP | 36.485 | 6 | GLOSSOP | 24.413 | 4 | 77 | MACKENZIE | 1:27.850 | 1:28.786 | 0.936 |
| 5 | 8 | CLARK | 27.005 | 72 | BEHAN | 36.488 | 77 | MACKENZIE | 24.459 | 5 | 6 | GLOSSOP | 1:28.016 | 1:28.016 | 0.000 |
| 6 | 72 | BEHAN | 27.089 | 77 | MACKENZIE | 36.531 | 2 | STEWART | 24.512 | 6 | 72 | BEHAN | 1:28.137 | 1:28.286 | 0.149 |
| 7 | 93 | KENT | 27.104 | 29 | LODGE | 36.638 | 72 | BEHAN | 24.560 | 7 | 93 | KENT | 1:28.235 | 1:28.325 | 0.090 |
| 8 | 6 | GLOSSOP | 27.118 | 46 | WALKER | 36.700 | 66 | HAYWARD | 24.586 | 8 | 29 | LODGE | 1:28.402 | 1:28.495 | 0.093 |
| 9 | 29 | LODGE | 27.148 | 8 | CLARK | 36.744 | 29 | LODGE | 24.616 | 9 | 66 | HAYWARD | 1:28.529 | 1:28.697 | 0.168 |
| 10 | 66 | HAYWARD | 27.154 | 93 | KENT | 36.765 | 28 | VINCENT | 24.802 | 10 | 8 | CLARK | 1:28.727 | 1:28.834 | 0.107 |
| 11 | 46 | WALKER | 27.426 | 66 | HAYWARD | 36.789 | 7 | BROWN | 24.813 | 11 | 23 | STAFFORD | 1:29.146 | 1:29.318 | 0.172 |
| 12 | 1 | HOYLE | 27.427 | 23 | STAFFORD | 36.809 | 23 | STAFFORD | 24.867 | 12 | 46 | WALKER | 1:29.171 | 1:29.248 | 0.077 |
| 13 | 23 | STAFFORD | 27.470 | 28 | VINCENT | 36.887 | 8 | CLARK | 24.978 | 13 | 7 | BROWN | 1:29.264 | 1:29.569 | 0.305 |
| 14 | 27 | GREEN | 27.477 | 7 | BROWN | 36.924 | 24 | BARRETT | 24.978 | 14 | 28 | VINCENT | 1:29.392 | 1:29.680 | 0.288 |
| 15 | 16 | HORSMAN | 27.495 | 27 | GREEN | 37.041 | 46 | WALKER | 25.045 | 15 | 1 | HOYLE | 1:29.718 | 1:29.892 | 0.174 |
| 16 | 61 | JORDAN | 27.524 | 61 | JORDAN | 37.075 | 1 | HOYLE | 25.056 | 16 | 27 | GREEN | 1:29.839 | 1:30.163 | 0.324 |
| 17 | 7 | BROWN | 27.527 | 19 | HILL | 37.124 | 26 | McALEER | 25.164 | 17 | 16 | HORSMAN | 1:29.843 | 1:29.926 | 0.083 |
| 18 | 19 | HILL | 27.635 | 16 | HORSMAN | 37.128 | 16 | HORSMAN | 25.220 | 18 | 61 | JORDAN | 1:29.948 | 1:30.265 | 0.317 |
| 19 | 10 | SUTHERLAND | 27.636 | 1 | HOYLE | 37.235 | 19 | HILL | 25.222 | 19 | 19 | HILL | 1:29.981 | 1:30.188 | 0.207 |
| 20 | 26 | McALEER | 27.697 | 24 | BARRETT | 37.290 | 11 | WEEDEN | 25.310 | 20 | 24 | BARRETT | 1:30.085 | 1:30.220 | 0.135 |
| 21 | 28 | VINCENT | 27.703 | 26 | McALEER | 37.368 | 27 | GREEN | 25.321 | 21 | 26 | McALEER | 1:30.229 | 1:30.444 | 0.215 |
| 22 | 96 | SAXELBY | 27.708 | 10 | SUTHERLAND | 37.372 | 61 | JORDAN | 25.349 | 22 | 10 | SUTHERLAND | 1:30.430 | 1:30.430 | 0.000 |
| 23 | 11 | WEEDEN | 27.814 | 4 | WAKEFIELD | 37.662 | 4 | WAKEFIELD | 25.411 | 23 | 11 | WEEDEN | 1:30.802 | 1:30.802 | 0.000 |
| 24 | 24 | BARRETT | 27.817 | 11 | WEEDEN | 37.678 | 10 | SUTHERLAND | 25.422 | 24 | 4 | WAKEFIELD | 1:30.937 | 1:31.068 | 0.131 |
| 25 | 4 | WAKEFIELD | 27.864 | 57 | FERGUSON | 37.884 | 22 | PAULO | 25.479 | 25 | 96 | SAXELBY | 1:31.392 | 1:31.912 | 0.520 |
| 26 | 57 | FERGUSON | 27.900 | 96 | SAXELBY | 38.103 | 45 | GRAY | 25.528 | 26 | 22 | PAULO | 1:31.650 | 1:32.022 | 0.372 |
| 27 | 22 | PAULO | 27.991 | 22 | PAULO | 38.180 | 96 | SAXELBY | 25.581 | 27 | 57 | FERGUSON | 1:32.092 | 1:32.265 | 0.173 |
| 28 | 91 | STANFORD | 28.490 | 91 | STANFORD | 38.260 | 99 | WYATT | 25.727 | 28 | 91 | STANFORD | 1:32.780 | 1:33.436 | 0.656 |
| 29 | 99 | WYATT | 28.532 | 21 | STANFORD | 38.736 | 91 | STANFORD | 26.030 | 29 | 45 | GRAY | 1:33.045 | 1:33.270 | 0.225 |
| 30 | 45 | GRAY | 28.743 | 45 | GRAY | 38.774 | 21 | STANFORD | 26.092 | 30 | 99 | WYATT | 1:33.122 | 1:33.597 | 0.475 |
| 31 | 9 | CAMPBELL | 28.858 | 99 | WYATT | 38.863 | 9 | CAMPBELL | 26.136 | 31 | 21 | STANFORD | 1:33.712 | 1:34.165 | 0.453 |
| 32 | 21 | STANFORD | 28.884 | 9 | CAMPBELL | 39.108 | 57 | FERGUSON | 26.308 | 32 | 9 | CAMPBELL | 1:34.102 | 1:34.435 | 0.333 |
| 33 | 35 | LODGE | 29.126 | 35 | LODGE | 39.467 | 35 | LODGE | 26.422 | 33 | 35 | LODGE | 1:35.015 | 1:35.322 | 0.307 |
| 34 | 75 | FERGUSON | 29.552 | 75 | FERGUSON | 40.364 | 75 | FERGUSON | 27.352 | 34 | 75 | FERGUSON | 1:37.268 | 1:37.717 | 0.449 |
| | | | | | | | | | | | Perfect Lap | | 1:27.475 | | |

Croft
Circuit Length = 2.1250 miles
Start: 11:50 End: 12:17

Weather / Track : Sunny / Dry

www.tsl-timing.com

Printed - 12.19 Saturday, 12 September 2009

MCRCB BULLETIN TK042

**2009 Relentless British 125GP Championship & ACU Academy Cup
QUALIFYING 2 - COMBINED CLASSIFICATION**

| POS | NO | CL | NAME | ENTRY | FIRST | | SECOND | | GAP | DIFF |
|-----|----|----|-------------------------|---|-----------------|------|-----------------|------|--------------|-------|
| | | | | | TIME | LAPS | TIME | LAPS | | |
| 1 | 6 | | Martin GLOSSOP | Seel Honda - KRP / Bradley Smith Racing | 1:28.016 | 14 | 1:27.506 | 13 | | |
| 2 | 13 | | Rob GUIVER | Honda - SP125 / RG Racing | 1:27.723 | 16 | 1:27.936 | 15 | 0.217 | 0.217 |
| 3 | 2 | | Robbie STEWART | Honda - Repli-Cast UK | 1:27.847 | 15 | 1:28.047 | 16 | 0.341 | 0.124 |
| 4 | 93 | C | Danny KENT | Honda - Team Aztec GP | 1:28.325 | 14 | 1:27.926 | 14 | 0.420 | 0.079 |
| 5 | 50 | C | Tim HASTINGS | Honda - KRP / Bradley Smith Racing | 1:28.087 | 14 | 1:28.780 | 15 | 0.581 | 0.161 |
| 6 | 8 | | Brian CLARK | Honda - Banks Racing/Express Racewear | 1:28.834 | 16 | 1:28.116 | 16 | 0.610 | 0.029 |
| 7 | 72 | | Connor BEHAN | Honda - SP125 / Express Forklifts | 1:28.286 | 13 | 1:28.158 | 12 | 0.652 | 0.042 |
| 8 | 29 | | James LODGE | Honda - KRP / Earnshaws Motorcycles | 1:28.495 | 14 | 1:28.211 | 11 | 0.705 | 0.053 |
| 9 | 1 | | Matthew HOYLE | Honda - sp125racing / Mackrory Demolition | 1:29.892 | 6 | 1:28.566 | 15 | 1.060 | 0.355 |
| 10 | 66 | | Tom HAYWARD | Honda - KRP / Daniel Weston Racing | 1:28.697 | 16 | 1:28.576 | 9 | 1.070 | 0.010 |
| 11 | 77 | C | Taylor MACKENZIE | Honda - MMCG Motorpoint | 1:28.786 | 11 | 1:28.672 | 13 | 1.166 | 0.096 |
| 12 | 52 | C | Adam BLACKLOCK | Honda - Repli-Cast UK | | 0 | 1:28.797 | 6 | 1.291 | 0.125 |
| 13 | 7 | C | Deane BROWN | Honda - Colin Appleyard / Macadam Racing | 1:29.569 | 15 | 1:28.809 | 14 | 1.303 | 0.012 |
| 14 | 27 | | Catherine GREEN | Honda - www.cgracing27.co.uk | 1:30.163 | 14 | 1:29.070 | 14 | 1.564 | 0.261 |
| 15 | 46 | C | Ross WALKER | Honda - Ross Walker Racing | 1:29.248 | 14 | 1:30.026 | 16 | 1.742 | 0.178 |
| 16 | 61 | | Paul JORDAN | Honda - KRP / Bradley Smith Racing | 1:30.265 | 15 | 1:29.279 | 3 | 1.773 | 0.031 |
| 17 | 23 | C | Harry STAFFORD | Honda - RCS / BTB | 1:29.318 | 14 | 1:29.319 | 13 | 1.812 | 0.039 |
| 18 | 28 | | Jon VINCENT | Honda - Molly / GRF Heavy Transport | 1:29.680 | 16 | 1:30.100 | 17 | 2.174 | 0.362 |
| 19 | 19 | | Michael HILL | Honda - TABOO Motorsport | 1:30.188 | 16 | 1:29.870 | 13 | 2.364 | 0.190 |
| 20 | 4 | | Philip WAKEFIELD | Honda - PWR / Sandbach Scrap Metal | 1:31.068 | 14 | 1:29.913 | 16 | 2.407 | 0.043 |
| 21 | 26 | C | Nicole McALEER | Honda - Megabikes.ie | 1:30.444 | 15 | 1:29.915 | 15 | 2.409 | 0.002 |
| 22 | 16 | | Shaun HORSMAN | Honda - Symityr I.T. North | 1:29.926 | 16 | 1:30.626 | 12 | 2.420 | 0.011 |
| 23 | 24 | | Ben BARRETT | Honda - SP125Racing / Lowerdale Autos | 1:30.220 | 15 | 1:31.888 | 9 | 2.714 | 0.294 |
| 24 | 10 | C | Peter SUTHERLAND | Aprillia - Kinpac Racing | 1:30.430 | 14 | 1:31.201 | 15 | 2.924 | 0.210 |
| 25 | 11 | C | Tom WEEDEN | Honda - TABOO Motorsport Junior Team | 1:30.802 | 16 | 1:32.187 | 16 | 3.296 | 0.372 |
| 26 | 96 | | Ryan SAXELBY | Honda - RS Racing | 1:31.912 | 13 | 1:31.770 | 14 | 4.264 | 0.968 |
| 27 | 22 | C | Matthew PAULO | Honda - Paulo Racing | 1:32.022 | 16 | | 0 | 4.516 | 0.252 |
| 28 | 45 | C | Ewan GRAY | Honda - Ewan Gray Racing | 1:33.270 | 15 | 1:32.265 | 16 | 4.759 | 0.243 |
| 29 | 57 | | Jamie FERGUSON | Honda - Team Ferguson Racing | 1:32.265 | 13 | 1:33.496 | 12 | 4.759 | 0.000 |
| 30 | 99 | C | Kasey WYATT | Honda - Repli-Cast UK | 1:33.597 | 11 | 1:32.485 | 15 | 4.979 | 0.220 |
| 31 | 91 | | Ian STANFORD | Honda - Stanford Racing | 1:33.436 | 15 | 1:32.574 | 16 | 5.068 | 0.089 |
| 32 | 21 | | Tom STANFORD | Honda - Stanford Racing | 1:34.165 | 14 | 1:36.179 | 8 | 6.659 | 1.591 |
| 33 | 9 | C | Niall CAMPBELL | Honda - Kinpac Racing | 1:34.435 | 13 | 1:34.496 | 4 | 6.929 | 0.270 |
| 34 | 75 | C | Richard FERGUSON | Honda - Team Ferguson Racing | 1:37.717 | 7 | 1:34.634 | 15 | 7.128 | 0.199 |
| 35 | 35 | C | Elliot LODGE | Honda - Spike Racing | 1:35.322 | 12 | 1:37.629 | 2 | 7.816 | 0.688 |

QUALIFICATION MAXIMA (110% of 1:27.506) = 1:36.256

Weather / Track : Sunny / Dry

These results are provisional until the conclusion of any judicial and technical matters.

Croft
Circuit Length = 2.1250 miles
Start: 15:50 End: 16:17

| | | |
|-----------------|------------|--------------|
| Race Director : | Stewards : | Timekeeper : |
|-----------------|------------|--------------|

MCRCB BULLETIN TK043

2009 Relentless British 125GP Championship & ACU Academy Cup QUALIFYING 2 - CLASSIFICATION

| POS | NO | CL | NAME | ENTRY | TIME | ON | LAPS | GAP | DIFF | MPH |
|-----|----|----|------------------|---|----------|----|------|--------|-------|-------|
| 1 | 6 | | Martin GLOSSOP | Seel Honda - KRP / Bradley Smith Racing | 1:27.506 | 12 | 13 | | | 87.42 |
| 2 | 93 | C | Danny KENT | Honda - Team Aztec GP | 1:27.926 | 9 | 14 | 0.420 | 0.420 | 87.00 |
| 3 | 13 | | Rob GUIVER | Honda - SP125 / RG Racing | 1:27.936 | 12 | 15 | 0.430 | 0.010 | 86.99 |
| 4 | 2 | | Robbie STEWART | Honda - Repli-Cast UK | 1:28.047 | 12 | 16 | 0.541 | 0.111 | 86.88 |
| 5 | 8 | | Brian CLARK | Honda - Banks Racing/Express Racewear | 1:28.116 | 16 | 16 | 0.610 | 0.069 | 86.81 |
| 6 | 72 | | Connor BEHAN | Honda - SP125 / Express Forklifts | 1:28.158 | 9 | 12 | 0.652 | 0.042 | 86.77 |
| 7 | 29 | | James LODGE | Honda - KRP / Earnshaws Motorcycles | 1:28.211 | 6 | 11 | 0.705 | 0.053 | 86.72 |
| 8 | 1 | | Matthew HOYLE | Honda - sp125racing / Mackrory Demolition | 1:28.566 | 7 | 15 | 1.060 | 0.355 | 86.37 |
| 9 | 66 | | Tom HAYWARD | Honda - KRP / Daniel Weston Racing | 1:28.576 | 9 | 9 | 1.070 | 0.010 | 86.36 |
| 10 | 77 | C | Taylor MACKENZIE | Honda - MMCG Motorpoint | 1:28.672 | 8 | 13 | 1.166 | 0.096 | 86.27 |
| 11 | 50 | C | Tim HASTINGS | Honda - KRP / Bradley Smith Racing | 1:28.780 | 10 | 15 | 1.274 | 0.108 | 86.16 |
| 12 | 52 | C | Adam BLACKLOCK | Honda - Repli-Cast UK | 1:28.797 | 2 | 6 | 1.291 | 0.017 | 86.15 |
| 13 | 7 | C | Deane BROWN | Honda - Colin Appleyard / Macadam Racing | 1:28.809 | 14 | 14 | 1.303 | 0.012 | 86.14 |
| 14 | 27 | | Catherine GREEN | Honda - www.cgracing27.co.uk | 1:29.070 | 10 | 14 | 1.564 | 0.261 | 85.88 |
| 15 | 61 | | Paul JORDAN | Honda - KRP / Bradley Smith Racing | 1:29.279 | 3 | 3 | 1.773 | 0.209 | 85.68 |
| 16 | 23 | C | Harry STAFFORD | Honda - RCS / BTB | 1:29.319 | 10 | 13 | 1.813 | 0.040 | 85.64 |
| 17 | 19 | | Michael HILL | Honda - TABOO Motorsport | 1:29.870 | 12 | 13 | 2.364 | 0.551 | 85.12 |
| 18 | 4 | | Philip WAKEFIELD | Honda - PWR / Sandbach Scrap Metal | 1:29.913 | 15 | 16 | 2.407 | 0.043 | 85.08 |
| 19 | 26 | C | Nicole McALEER | Honda - Megabikes.ie | 1:29.915 | 10 | 15 | 2.409 | 0.002 | 85.08 |
| 20 | 46 | C | Ross WALKER | Honda - Ross Walker Racing | 1:30.026 | 6 | 16 | 2.520 | 0.111 | 84.97 |
| 21 | 28 | | Jon VINCENT | Honda - Molly / GRF Heavy Transport | 1:30.100 | 7 | 17 | 2.594 | 0.074 | 84.90 |
| 22 | 16 | | Shaun HORSMAN | Honda - Symitry I.T. North | 1:30.626 | 10 | 12 | 3.120 | 0.526 | 84.41 |
| 23 | 10 | C | Peter SUTHERLAND | Aprillia - Kinpac Racing | 1:31.201 | 12 | 15 | 3.695 | 0.575 | 83.88 |
| 24 | 96 | | Ryan SAXELBY | Honda - RS Racing | 1:31.770 | 4 | 14 | 4.264 | 0.569 | 83.36 |
| 25 | 24 | | Ben BARRETT | Honda - SP125Racing / Lowerdale Autos | 1:31.888 | 7 | 9 | 4.382 | 0.118 | 83.25 |
| 26 | 11 | C | Tom WEEDEN | Honda - TABOO Motorsport Junior Team | 1:32.187 | 14 | 16 | 4.681 | 0.299 | 82.98 |
| 27 | 45 | C | Ewan GRAY | Honda - Ewan Gray Racing | 1:32.265 | 15 | 16 | 4.759 | 0.078 | 82.91 |
| 28 | 99 | C | Kasey WYATT | Honda - Repli-Cast UK | 1:32.485 | 15 | 15 | 4.979 | 0.220 | 82.71 |
| 29 | 91 | | Ian STANFORD | Honda - Stanford Racing | 1:32.574 | 16 | 16 | 5.068 | 0.089 | 82.63 |
| 30 | 57 | | Jamie FERGUSON | Honda - Team Ferguson Racing | 1:33.496 | 12 | 12 | 5.990 | 0.922 | 81.82 |
| 31 | 9 | C | Niall CAMPBELL | Honda - Kinpac Racing | 1:34.496 | 4 | 4 | 6.990 | 1.000 | 80.95 |
| 32 | 75 | C | Richard FERGUSON | Honda - Team Ferguson Racing | 1:34.634 | 10 | 15 | 7.128 | 0.138 | 80.83 |
| 33 | 21 | | Tom STANFORD | Honda - Stanford Racing | 1:36.179 | 2 | 8 | 8.673 | 1.545 | 79.54 |
| 34 | 35 | C | Elliot LODGE | Honda - Spike Racing | 1:37.629 | 2 | 2 | 10.123 | 1.450 | 78.35 |
| 35 | 22 | C | Matthew PAULO | Honda - Paulo Racing | | 0 | 0 | | | |

Weather / Track : Sunny / Dry

These results are provisional until the conclusion of any judicial and technical matters.

Croft
Circuit Length = 2.1250 miles
Start: 15:50 End: 16:17

| | | |
|-----------------|------------|--------------|
| Race Director : | Stewards : | Timekeeper : |
|-----------------|------------|--------------|

MCRCB BULLETIN TK044

2009 Relentless British 125GP Championship & ACU Academy Cup

QUALIFYING 2 - SECTOR ANALYSIS

| | | | | | | | | | | | | | | | |
|----------|-------------------------|--------------|--------|--------------|--------|--------------|-----------------|-----|---------------|--------------|------------------------------------|--------------|---------------|--------------|-----------------|
| 1 | Matthew HOYLE | | | | | | | | | | sp125racing / Mackrory Demolition | | | | |
| 1- | Out | 103.7 | 42.966 | 97.0 | 27.428 | 101.7 | 1:45.134 | 9- | 27.140 | 121.1 | 36.727 | 105.5 | 24.817 | 103.1 | 1:28.684 |
| 2- | 28.317 | 117.3 | 38.105 | 105.2 | 25.136 | 102.9 | 1:31.558 | 10- | 27.133 | 121.4 | 36.936 | 102.8 | In | | 1:29.113 P |
| 3- | 27.697 | 119.8 | 36.821 | 105.5 | 25.220 | 104.7 | 1:29.738 | 11- | Out | 118.6 | 38.009 | 104.5 | 25.304 | 103.2 | 3:59.848 |
| 4- | 27.179 | 120.7 | 37.053 | 105.4 | 25.275 | 105.5 | 1:29.507 | 12- | 27.277 | 120.5 | 37.057 | 104.7 | 24.739 | 102.9 | 1:29.073 |
| 5- | 27.675 | 120.5 | 36.814 | 104.4 | 24.902 | 103.4 | 1:29.391 | 13- | 27.201 | 119.8 | 36.774 | 105.7 | 24.805 | 104.4 | 1:28.780 |
| 6- | 27.249 | 121.8 | 37.257 | 105.2 | 25.449 | 105.2 | 1:29.955 | 14- | 27.044 | 121.6 | 37.155 | 104.4 | 24.790 | 104.4 | 1:28.989 |
| 7- | 27.056 | 122.0 | 36.559 | 106.9 | 24.951 | 102.5 | 1:28.566 | 15- | 27.079 | 119.2 | 36.540 | 105.8 | 25.581 | 104.5 | 1:29.200 |
| 8- | 27.101 | 120.9 | 36.885 | 106.0 | 25.728 | 102.6 | 1:29.714 | | | | | | | | |
| 2 | Robbie STEWART | | | | | | | | | | Repli-Cast UK | | | | |
| 1- | 28.135 | 116.1 | 38.006 | 101.4 | 25.668 | 99.7 | 1:31.809 | 9- | 28.560 | 106.9 | 38.777 | 100.8 | 25.507 | 99.0 | 1:32.844 |
| 2- | 27.674 | 117.5 | 38.911 | 101.1 | 26.489 | 100.2 | 1:33.074 | 10- | 27.395 | 116.3 | 36.984 | 101.1 | 25.090 | 99.4 | 1:29.469 |
| 3- | 27.790 | 116.5 | 37.902 | 101.2 | 25.463 | 100.8 | 1:31.155 | 11- | 27.142 | 115.1 | 38.510 | 98.4 | 24.962 | 99.7 | 1:30.614 |
| 4- | 27.889 | 116.5 | 38.195 | 101.4 | 25.812 | 99.6 | 1:31.896 | 12- | 26.921 | 115.7 | 36.707 | 101.1 | 24.419 | 99.7 | 1:28.047 |
| 5- | 27.349 | 115.7 | 36.553 | 104.2 | 24.855 | 100.2 | 1:28.757 | 13- | 27.616 | 110.7 | 37.193 | 99.0 | 25.022 | 99.4 | 1:29.831 |
| 6- | 27.775 | 116.1 | 38.398 | 99.7 | 25.056 | 98.7 | 1:31.229 | 14- | 27.070 | 116.1 | 44.268 | 100.5 | 24.848 | 100.0 | 1:36.186 |
| 7- | 27.340 | 115.9 | 36.653 | 102.5 | 24.585 | 99.1 | 1:28.578 | 15- | 26.788 | 118.8 | 37.140 | 98.3 | 25.975 | 99.7 | 1:29.903 |
| 8- | 27.209 | 116.1 | 36.873 | 102.5 | 24.801 | 99.1 | 1:28.883 | 16- | 26.987 | 116.1 | 36.200 | 104.0 | 24.925 | 101.8 | 1:28.112 |
| 4 | Philip WAKEFIELD | | | | | | | | | | PWR / Sandbach Scrap Metal | | | | |
| 1- | Out | 101.5 | 44.966 | 91.8 | 27.621 | 95.7 | 1:49.696 | 9- | 27.927 | 113.9 | 38.092 | 99.7 | 25.839 | 95.7 | 1:31.858 |
| 2- | 30.327 | 108.1 | 41.048 | 96.4 | 26.905 | 96.7 | 1:38.280 | 10- | 27.872 | 112.8 | 37.725 | 99.1 | 25.639 | 96.6 | 1:31.236 |
| 3- | 28.944 | 111.5 | 39.514 | 97.8 | 25.998 | 97.1 | 1:34.456 | 11- | 27.622 | 113.7 | 37.612 | 99.3 | 25.576 | 96.4 | 1:30.810 |
| 4- | 28.223 | 110.7 | 38.596 | 99.0 | 25.986 | 97.1 | 1:32.805 | 12- | 27.719 | 111.8 | 37.810 | 99.7 | 25.755 | 97.8 | 1:31.284 |
| 5- | 28.040 | 111.5 | 38.120 | 99.7 | 25.817 | 96.4 | 1:31.977 | 13- | 27.609 | 113.9 | 37.404 | 99.6 | 25.413 | 95.6 | 1:30.426 |
| 6- | 28.594 | 110.2 | 38.318 | 99.3 | 25.805 | 96.3 | 1:32.717 | 14- | 28.144 | 110.9 | 38.281 | 99.1 | 25.678 | 96.6 | 1:32.103 |
| 7- | 27.979 | 113.7 | 38.199 | 100.3 | 25.888 | 95.1 | 1:32.066 | 15- | 27.599 | 113.7 | 37.184 | 100.8 | 25.130 | 97.1 | 1:29.913 |
| 8- | 27.923 | 112.6 | 38.003 | 99.4 | 25.942 | 96.1 | 1:31.868 | 16- | 27.551 | 113.0 | 37.473 | 100.0 | 25.346 | 96.8 | 1:30.370 |
| 6 | Martin GLOSSOP | | | | | | | | | | KRP / Bradley Smith Racing | | | | |
| 1- | 28.594 | 117.9 | 37.445 | 101.5 | 25.318 | 102.1 | 1:31.357 | 8- | 26.914 | 118.1 | 36.589 | 102.9 | 25.366 | 101.2 | 1:28.869 |
| 2- | 27.310 | 117.1 | 37.466 | 101.2 | 25.033 | 102.1 | 1:29.809 | 9- | 26.998 | 116.9 | 37.717 | 102.1 | In | | 1:32.182 P |
| 3- | 27.315 | 117.1 | 37.102 | 103.2 | 24.874 | 102.1 | 1:29.291 | 10- | Out | 114.1 | 40.720 | 102.3 | 25.387 | 101.7 | 3:01.769 |
| 4- | 27.865 | 111.5 | 37.386 | 101.2 | In | | 1:30.389 P | 11- | 27.495 | 117.3 | 37.763 | 103.7 | 24.706 | 101.2 | 1:29.964 |
| 5- | Out | 115.5 | 38.134 | 103.4 | 25.332 | 100.0 | 3:55.649 | 12- | 26.784 | 117.7 | 36.346 | 105.5 | 24.376 | 101.4 | 1:27.506 |
| 6- | 27.340 | 118.4 | 37.069 | 103.2 | 24.879 | 100.9 | 1:29.288 | 13- | 26.818 | 117.9 | 36.325 | 106.0 | 24.800 | 101.8 | 1:27.943 |
| 7- | 26.979 | 118.4 | 36.860 | 105.0 | 24.806 | 101.2 | 1:28.645 | | | | | | | | |
| 7 | Deane BROWN | | | | | | | | | | C Colin Appleyard / Macadam Racing | | | | |
| 1- | Out | 114.3 | 39.417 | 102.5 | 25.716 | 99.9 | 1:38.790 | 8- | Out | 110.4 | 45.290 | 60.3 | 31.219 | 99.0 | 6:04.351 |
| 2- | 27.590 | 116.1 | 38.156 | 100.5 | 25.140 | 101.1 | 1:30.886 | 9- | 28.092 | 113.6 | 38.150 | 100.9 | 25.487 | 99.3 | 1:31.729 |
| 3- | 27.431 | 116.3 | 37.379 | 104.5 | 25.108 | 101.1 | 1:29.918 | 10- | 27.477 | 114.3 | 38.311 | 99.1 | 25.072 | 99.7 | 1:30.860 |
| 4- | 27.157 | 115.7 | 37.010 | 103.1 | 25.341 | 100.5 | 1:29.508 | 11- | 27.479 | 102.0 | 39.901 | 84.3 | 26.442 | 101.5 | 1:33.822 |
| 5- | 27.350 | 114.3 | 36.582 | 103.1 | 25.921 | 98.4 | 1:29.853 | 12- | 26.915 | 117.5 | 37.149 | 103.2 | 24.858 | 102.5 | 1:28.922 |
| 6- | 28.328 | 106.2 | 39.289 | 100.6 | 25.020 | 100.9 | 1:32.637 | 13- | 28.432 | 99.1 | 37.800 | 103.9 | 25.082 | 100.6 | 1:31.314 |
| 7- | 27.105 | 117.1 | 37.214 | 102.6 | In | | 1:29.304 P | 14- | 27.011 | 115.1 | 36.482 | 105.4 | 25.316 | 101.5 | 1:28.809 |
| 8 | Brian CLARK | | | | | | | | | | Banks Racing/Express Racewear | | | | |
| 1- | Out | 109.7 | 40.057 | 100.9 | 26.126 | 100.9 | 1:37.174 | 9- | 27.202 | 118.6 | 36.727 | 104.0 | 24.716 | 100.8 | 1:28.645 |
| 2- | 27.508 | 117.5 | 38.553 | 101.2 | 25.604 | 100.9 | 1:31.665 | 10- | 26.985 | 118.6 | 36.829 | 98.8 | 24.833 | 100.6 | 1:28.647 |
| 3- | 27.412 | 117.3 | 37.771 | 100.6 | 25.549 | 99.3 | 1:30.732 | 11- | 27.131 | 118.6 | 36.780 | 103.7 | 24.999 | 101.1 | 1:28.910 |
| 4- | 27.293 | 117.7 | 37.332 | 103.9 | 25.103 | 101.5 | 1:29.728 | 12- | 28.372 | 109.3 | 41.838 | 94.4 | In | | 1:35.248 P |
| 5- | 27.181 | 118.1 | 37.145 | 99.9 | 25.085 | 101.7 | 1:29.411 | 13- | Out | 113.9 | 37.673 | 103.6 | 26.482 | 100.6 | 3:22.167 |
| 6- | 27.095 | 118.4 | 36.783 | 105.0 | 25.003 | 100.8 | 1:28.881 | 14- | 27.887 | 117.1 | 37.515 | 104.7 | 25.080 | 100.3 | 1:30.482 |
| 7- | 26.960 | 119.2 | 36.541 | 105.4 | 25.333 | 100.0 | 1:28.834 | 15- | 27.138 | 119.0 | 37.207 | 101.8 | 25.195 | 100.9 | 1:29.540 |
| 8- | 27.276 | 118.4 | 36.649 | 105.5 | 24.756 | 99.6 | 1:28.681 | 16- | 26.899 | 118.8 | 36.402 | 105.4 | 24.815 | 101.4 | 1:28.116 |
| 9 | Niall CAMPBELL | | | | | | | | | | C Kinpac Racing | | | | |
| 1- | 31.652 | 105.2 | 45.601 | 87.3 | 27.690 | 92.2 | 1:44.943 | 3- | 29.310 | 107.9 | 40.338 | 97.7 | 26.518 | 96.1 | 1:36.166 |
| 2- | 30.358 | 106.0 | 41.570 | 97.0 | 26.557 | 96.1 | 1:38.485 | 4- | 28.985 | 109.1 | 39.310 | 97.4 | 26.201 | 95.2 | 1:34.496 |

Croft
Circuit Length = 2.1250 miles
Start: 15:50 End: 16:17

Weather / Track : Sunny / Dry

MCRCB BULLETIN TK044

2009 Relentless British 125GP Championship & ACU Academy Cup

QUALIFYING 2 - SECTOR ANALYSIS

| | | | | | | | | | |
|-----------|-------------------------|---------------------|---------------------|-----------------|---------------------------------------|---------------------|---------------------|---------------------|-----------------|
| 10 | Peter SUTHERLAND | | | | C Kinpac Racing | | | | |
| 1- | Out 116.3 | 40.819 99.9 | 26.022 102.6 | 1:38.285 | 9- | 28.172 118.4 | 38.424 102.8 | In | 1:32.300 P |
| 2- | 28.111 119.2 | 37.661 103.7 | 26.420 102.0 | 1:32.192 | 10- | Out 118.8 | 38.391 101.5 | 25.747 101.8 | 4:09.811 |
| 3- | 27.850 119.0 | 38.807 103.1 | 27.613 96.1 | 1:34.270 | 11- | 27.724 117.9 | 38.911 102.9 | 25.845 101.1 | 1:32.480 |
| 4- | 28.151 118.4 | 38.148 102.3 | 25.789 102.5 | 1:32.088 | 12- | 27.861 119.2 | 37.854 102.9 | 25.486 101.5 | 1:31.201 |
| 5- | 27.727 120.7 | 39.219 102.5 | 26.138 103.1 | 1:33.084 | 13- | 27.919 117.5 | 38.311 102.8 | 25.769 101.5 | 1:31.999 |
| 6- | 27.975 118.4 | 37.858 102.3 | 25.832 100.9 | 1:31.665 | 14- | 27.870 119.6 | 38.048 103.2 | 25.902 101.2 | 1:31.820 |
| 7- | 27.702 119.4 | 37.990 103.4 | 25.874 100.5 | 1:31.566 | 15- | 27.868 118.8 | 37.675 103.2 | 25.798 101.1 | 1:31.341 |
| 8- | 27.944 119.0 | 38.115 103.1 | 25.921 100.8 | 1:31.980 | | | | | |
| 11 | Tom WEEDEN | | | | C TABOO Motorsport Junior Team | | | | |
| 1- | Out 112.4 | 39.796 102.3 | 26.426 100.0 | 1:38.349 | 9- | Out 113.9 | 38.988 102.1 | 26.455 99.3 | 2:17.419 |
| 2- | 28.395 114.1 | 38.274 101.8 | 26.400 99.9 | 1:33.069 | 10- | 28.484 113.7 | 38.195 102.8 | 27.125 93.9 | 1:33.804 |
| 3- | 29.218 113.4 | 39.151 99.6 | 26.155 101.2 | 1:34.524 | 11- | 29.655 101.2 | 38.709 102.6 | 26.322 99.4 | 1:34.686 |
| 4- | 28.463 112.0 | 39.067 101.2 | 26.136 100.3 | 1:33.666 | 12- | 28.322 111.1 | 38.970 102.6 | 26.554 98.1 | 1:33.846 |
| 5- | 28.456 113.0 | 38.820 102.0 | 25.791 99.6 | 1:33.067 | 13- | 29.241 109.7 | 39.215 100.9 | 26.268 98.7 | 1:34.724 |
| 6- | 28.175 113.6 | 38.254 102.8 | 25.966 100.8 | 1:32.395 | 14- | 28.748 114.1 | 38.278 103.7 | 25.761 100.2 | 1:32.187 |
| 7- | 28.208 114.1 | 38.709 100.6 | 27.131 98.7 | 1:34.048 | 15- | 28.224 113.6 | 38.395 102.9 | 26.274 98.1 | 1:32.893 |
| 8- | 29.080 114.3 | 38.802 92.9 | In | 1:35.581 P | 16- | 28.276 113.7 | 38.015 103.2 | 25.897 99.6 | 1:32.188 |
| 13 | Rob GUIVER | | | | SP125 / RG Racing | | | | |
| 1- | Out 100.6 | 39.480 98.4 | 25.587 101.8 | 1:37.009 | 9- | 27.031 116.9 | 36.786 103.7 | 24.667 100.5 | 1:28.484 |
| 2- | 28.129 116.1 | 37.287 102.1 | 24.838 100.3 | 1:30.254 | 10- | 27.384 115.3 | 37.269 102.5 | In | 1:29.364 P |
| 3- | 27.743 115.9 | 37.497 102.1 | 25.131 101.5 | 1:30.371 | 11- | Out 115.3 | 37.924 102.9 | 25.063 100.3 | 3:59.446 |
| 4- | 27.112 116.3 | 37.091 103.2 | 25.529 101.5 | 1:29.732 | 12- | 27.117 116.7 | 36.385 104.0 | 24.434 101.2 | 1:27.936 |
| 5- | 27.182 116.7 | 36.466 104.9 | 24.678 102.5 | 1:28.326 | 13- | 27.009 115.7 | 37.140 101.7 | 24.891 100.9 | 1:29.040 |
| 6- | 27.292 118.1 | 38.038 104.2 | 24.882 101.1 | 1:30.212 | 14- | 28.674 91.9 | 42.964 98.8 | 25.037 101.1 | 1:36.675 |
| 7- | 26.876 119.2 | 37.372 103.9 | 25.108 100.0 | 1:29.356 | 15- | 26.916 116.1 | 36.501 104.5 | 24.595 100.9 | 1:28.012 |
| 8- | 27.108 116.7 | 36.973 102.5 | 25.211 99.9 | 1:29.292 | | | | | |
| 16 | Shaun HORSMAN | | | | Symetry I.T. North | | | | |
| 1- | 28.047 113.0 | 38.263 102.5 | 25.835 100.2 | 1:32.145 | 7- | 27.980 112.4 | 37.712 102.1 | 25.463 98.4 | 1:31.155 |
| 2- | 28.039 113.6 | 39.355 102.0 | 26.241 100.3 | 1:33.635 | 8- | 27.796 111.5 | 39.146 99.0 | 25.951 97.8 | 1:32.893 |
| 3- | 28.742 105.8 | 39.423 82.4 | In | 1:34.620 P | 9- | 28.773 104.7 | 37.756 99.6 | 25.528 98.7 | 1:32.057 |
| 4- | Out 99.3 | 41.306 96.1 | 26.656 97.1 | 7:10.896 | 10- | 27.768 111.5 | 37.615 101.5 | 25.243 98.7 | 1:30.626 |
| 5- | 28.550 107.4 | 40.822 96.6 | 26.043 97.8 | 1:35.415 | 11- | 27.813 112.8 | 37.546 101.8 | 25.457 98.5 | 1:30.816 |
| 6- | 28.172 110.7 | 41.085 100.6 | 26.045 98.5 | 1:35.302 | 12- | 27.774 111.1 | 37.820 103.2 | 25.825 99.7 | 1:31.419 |
| 19 | Michael HILL | | | | TABOO Motorsport | | | | |
| 1- | 28.501 114.9 | 39.843 84.9 | 26.916 102.8 | 1:35.260 | 8- | 27.571 116.5 | 37.224 103.4 | 25.462 100.9 | 1:30.257 |
| 2- | 27.847 116.9 | 37.749 104.0 | 25.653 102.5 | 1:31.249 | 9- | 27.717 116.1 | 37.330 103.7 | 25.462 101.1 | 1:30.509 |
| 3- | 27.829 116.1 | 38.058 103.4 | In | 1:29.642 P | 10- | 28.019 114.9 | 37.662 103.4 | 25.318 100.3 | 1:30.999 |
| 4- | Out 116.1 | 45.111 86.7 | 27.781 98.7 | 5:52.052 | 11- | 27.617 116.3 | 37.160 103.9 | 25.371 102.0 | 1:30.148 |
| 5- | 28.413 115.9 | 37.817 102.8 | 25.353 100.8 | 1:31.583 | 12- | 27.523 117.7 | 37.244 104.0 | 25.103 101.7 | 1:29.870 |
| 6- | 27.557 116.7 | 40.076 87.3 | 26.150 101.7 | 1:33.783 | 13- | 27.429 116.3 | 37.693 102.9 | 25.001 100.6 | 1:30.123 |
| 7- | 28.118 117.3 | 37.613 102.9 | 25.550 100.6 | 1:31.281 | | | | | |
| 21 | Tom STANFORD | | | | Stanford Racing | | | | |
| 1- | Out 106.4 | 40.323 95.2 | 26.941 95.5 | 1:38.760 | 5- | 29.578 110.2 | 41.041 93.9 | 27.263 90.8 | 1:37.882 |
| 2- | 29.447 109.5 | 39.986 92.3 | 26.746 93.9 | 1:36.179 | 6- | 29.976 108.2 | 41.612 83.8 | In | 1:37.426 P |
| 3- | 29.492 109.1 | 39.337 94.9 | In | 1:35.277 P | 7- | Out 106.9 | 41.453 93.3 | 27.640 94.1 | 7:12.709 |
| 4- | Out 107.0 | 40.156 96.1 | 26.892 93.2 | 6:11.708 | 8- | 29.933 108.4 | 40.007 95.6 | In | 1:35.609 P |
| 22 | Matthew PAULO | | | | C Paulo Racing | | | | |
| 23 | Harry STAFFORD | | | | C RCS / BTB | | | | |
| 1- | Out 110.6 | 39.842 101.4 | 25.960 99.7 | 1:38.395 | 8- | Out 111.7 | 39.545 97.3 | In | 1:56.425 P |
| 2- | 28.323 111.7 | 37.661 103.1 | 25.374 100.0 | 1:31.358 | 9- | Out 113.9 | 37.387 102.9 | 25.035 100.0 | 2:48.167 |
| 3- | 27.601 113.6 | 37.684 102.3 | 25.738 101.1 | 1:31.023 | 10- | 27.160 114.3 | 36.641 103.9 | 25.518 99.0 | 1:29.319 |
| 4- | 27.495 112.0 | 37.471 102.0 | 25.640 99.6 | 1:30.606 | 11- | 28.516 112.6 | 37.033 103.7 | 24.986 100.6 | 1:30.535 |
| 5- | 27.670 112.4 | 37.494 103.4 | 25.090 98.5 | 1:30.254 | 12- | 27.767 113.2 | 36.725 103.9 | 24.879 99.1 | 1:29.371 |
| 6- | 29.032 110.4 | 37.153 103.2 | 24.928 99.4 | 1:31.113 | 13- | 31.938 87.0 | 44.709 97.3 | In | 1:44.021 P |

Croft
Circuit Length = 2.1250 miles
Start: 15:50 End: 16:17

Weather / Track : Sunny / Dry

MCRCB BULLETIN TK044

2009 Relentless British 125GP Championship & ACU Academy Cup

QUALIFYING 2 - SECTOR ANALYSIS

| | | | | | | | | | | | | | | | | |
|-----------|------------------------|--------------|---------------|--------------|---------------|--------------|-----------------|-----|---------------|--------------|---------------|--------------|--------------------------------------|--------------|-----------------|----------|
| 7- | 27.281 | <i>116.1</i> | 37.601 | 97.5 | In | 1:31.550 | P | | | | | | | | | |
| 24 | Ben BARRETT | | | | | | | | | | | | SP125Racing / Lowerdale Autos | | | |
| 1- | Out | 109.7 | 39.650 | 97.4 | 26.628 | <i>98.1</i> | 1:38.435 | 6- | 28.277 | 112.0 | 38.429 | <i>99.3</i> | 25.704 | 96.3 | 1:32.410 | |
| 2- | 28.475 | 111.1 | 38.654 | 99.1 | 25.703 | 97.4 | 1:32.832 | 7- | 28.114 | <i>112.8</i> | <i>38.230</i> | 99.0 | <i>25.544</i> | 96.7 | 1:31.888 | |
| 3- | 28.713 | 110.6 | 38.786 | 98.4 | 25.993 | <i>98.1</i> | 1:33.492 | 8- | 28.461 | 111.1 | 38.709 | 95.2 | In | | 1:34.905 | |
| 4- | 28.131 | 110.4 | 38.307 | 98.7 | 25.650 | 98.0 | 1:32.088 | 9- | Out | 108.8 | 39.169 | 99.1 | 25.987 | 95.6 | 12:24.697 | |
| 5- | <i>28.076</i> | 111.3 | 38.537 | 98.1 | 25.880 | 96.1 | 1:32.493 | | | | | | | | | |
| 26 | Nicole McALEER | | | | | | | | | | | | C Megabikes.ie | | | |
| 1- | 29.028 | 114.5 | 39.739 | 98.0 | 26.006 | 99.9 | 1:34.773 | 9- | 27.854 | <i>116.5</i> | 37.866 | 102.3 | 25.361 | <i>102.1</i> | 1:31.081 | |
| 2- | 28.095 | 115.3 | 38.517 | 102.6 | 25.414 | 100.5 | 1:32.026 | 10- | <i>27.615</i> | 115.9 | <i>37.212</i> | 103.6 | <i>25.088</i> | <i>102.1</i> | 1:29.915 | |
| 3- | 28.241 | 113.6 | 38.404 | 103.9 | 25.225 | 100.8 | 1:31.870 | 11- | 28.129 | 114.3 | 37.934 | 101.8 | 25.353 | 99.7 | 1:31.416 | |
| 4- | 27.807 | 115.5 | 37.639 | 102.9 | 25.763 | 99.6 | 1:31.209 | 12- | 28.205 | 114.9 | 37.867 | 102.5 | 25.284 | 100.9 | 1:31.356 | |
| 5- | 27.968 | 115.1 | 38.150 | 103.7 | 25.327 | 100.8 | 1:31.445 | 13- | 27.679 | 115.3 | 37.756 | 102.6 | 25.539 | 100.5 | 1:30.974 | |
| 6- | 28.133 | 112.2 | 38.139 | 92.8 | In | | 1:33.878 | P | 14- | 27.720 | 116.1 | 39.144 | 103.7 | 25.170 | 101.5 | 1:32.034 |
| 7- | Out | 114.9 | 38.575 | 102.5 | 25.281 | 99.7 | 3:04.350 | | 15- | 27.812 | 115.3 | 37.534 | <i>104.5</i> | 25.150 | 101.5 | 1:30.496 |
| 8- | 27.919 | 115.3 | 37.731 | 102.9 | 25.485 | 98.0 | 1:31.135 | | | | | | | | | |
| 27 | Catherine GREEN | | | | | | | | | | | | www.cgracing27.co.uk | | | |
| 1- | Out | 114.3 | 39.074 | 99.7 | 26.096 | 100.2 | 1:35.360 | 8- | Out | 115.7 | 37.934 | 100.9 | 25.902 | 100.0 | 4:44.362 | |
| 2- | 28.192 | 113.9 | 38.083 | 102.9 | 25.306 | <i>101.4</i> | 1:31.581 | 9- | 27.203 | 118.4 | 37.561 | 102.8 | 25.026 | 100.6 | 1:29.790 | |
| 3- | 28.114 | 116.5 | 37.664 | 101.2 | 25.246 | 100.8 | 1:31.024 | 10- | 27.142 | 116.9 | <i>36.885</i> | 103.1 | 25.043 | 100.6 | 1:29.070 | |
| 4- | 27.454 | 116.9 | 37.086 | 102.3 | 25.147 | <i>101.4</i> | 1:29.687 | 11- | 27.046 | 119.2 | 37.018 | <i>104.2</i> | 25.047 | 100.2 | 1:29.111 | |
| 5- | 27.723 | 116.1 | 38.015 | 103.7 | 25.299 | 100.3 | 1:31.037 | 12- | 27.446 | 118.8 | 37.781 | 102.9 | 25.285 | 100.5 | 1:30.512 | |
| 6- | 27.198 | 118.8 | 37.007 | 103.1 | <i>24.931</i> | 100.5 | 1:29.136 | 13- | 27.352 | 117.1 | 37.127 | 103.2 | 25.079 | 100.5 | 1:29.558 | |
| 7- | <i>27.005</i> | <i>119.6</i> | 38.225 | 103.1 | In | | 1:29.356 | P | 14- | 27.069 | 118.6 | 37.579 | 103.9 | 25.122 | 100.0 | 1:29.770 |
| 28 | Jon VINCENT | | | | | | | | | | | | Molly / GRF Heavy Transport | | | |
| 1- | Out | 106.9 | 40.062 | 96.4 | 26.522 | 100.9 | 1:40.510 | 10- | 27.604 | 115.9 | 37.351 | 103.2 | 25.245 | 101.4 | 1:30.200 | |
| 2- | 28.090 | 115.7 | 38.533 | 101.1 | 25.352 | 100.9 | 1:31.975 | 11- | 27.673 | 116.5 | 37.749 | 103.7 | 25.378 | 100.3 | 1:30.800 | |
| 3- | 27.835 | 115.9 | 37.938 | 102.6 | 25.156 | 101.4 | 1:30.929 | 12- | 27.684 | 116.1 | 37.361 | 103.9 | 25.083 | 100.5 | 1:30.128 | |
| 4- | 27.769 | 115.9 | 37.545 | 103.7 | 25.197 | <i>101.7</i> | 1:30.511 | 13- | 27.994 | 114.7 | 37.656 | 102.8 | 25.232 | 100.0 | 1:30.882 | |
| 5- | 27.896 | 116.1 | 37.612 | 103.4 | 25.474 | 101.5 | 1:30.982 | 14- | 27.773 | 116.1 | <i>37.133</i> | 102.8 | 25.337 | 100.8 | 1:30.243 | |
| 6- | <i>27.501</i> | 117.7 | 38.478 | 101.8 | 25.565 | 100.3 | 1:31.544 | 15- | 27.606 | 116.5 | 37.389 | 103.9 | 25.173 | 101.4 | 1:30.168 | |
| 7- | 27.573 | 117.3 | 37.513 | <i>104.9</i> | <i>25.014</i> | 100.5 | 1:30.100 | 16- | 27.570 | <i>118.1</i> | 38.078 | 103.2 | 25.174 | 100.2 | 1:30.822 | |
| 8- | 27.960 | 117.1 | 37.877 | 102.9 | 25.650 | 99.9 | 1:31.487 | 17- | 27.876 | 115.7 | 37.462 | 104.5 | 25.247 | 100.9 | 1:30.585 | |
| 9- | 27.634 | 117.1 | 37.638 | 103.7 | 25.178 | 100.5 | 1:30.450 | | | | | | | | | |
| 29 | James LODGE | | | | | | | | | | | | KRP / Earnshaws Motorcycles | | | |
| 1- | Out | 113.6 | 38.917 | 100.6 | 26.381 | 99.7 | 2:01.250 | 7- | 27.139 | 119.4 | 38.015 | 104.2 | 25.090 | 101.5 | 1:30.244 | |
| 2- | 28.115 | 114.7 | 38.045 | 102.3 | In | | 1:31.483 | P | 8- | 27.349 | 117.7 | 36.981 | 104.5 | 24.986 | 101.5 | 1:29.316 |
| 3- | Out | 115.7 | 38.143 | 100.8 | 25.094 | <i>102.3</i> | 3:47.626 | | 9- | 26.939 | 119.0 | 36.532 | 104.4 | 24.921 | <i>102.3</i> | 1:28.392 |
| 4- | 27.374 | 115.9 | 37.842 | 103.7 | 25.016 | 101.5 | 1:30.232 | 10- | 28.926 | 110.9 | 41.012 | 66.6 | 27.462 | 101.1 | 1:37.400 | |
| 5- | 27.065 | 117.9 | 36.890 | 101.5 | 25.063 | 101.1 | 1:29.018 | 11- | 28.381 | 90.8 | 41.851 | 92.9 | In | | 1:42.154 | |
| 6- | <i>26.883</i> | <i>119.6</i> | <i>36.446</i> | <i>104.9</i> | <i>24.882</i> | 101.5 | 1:28.211 | | | | | | | | | |
| 35 | Elliot LODGE | | | | | | | | | | | | C Spike Racing | | | |
| 1- | Out | 110.7 | 41.551 | 98.0 | <i>27.602</i> | 98.4 | 1:41.793 | 2- | <i>30.190</i> | <i>112.2</i> | <i>39.703</i> | <i>99.3</i> | 27.736 | <i>98.8</i> | 1:37.629 | |
| 45 | Ewan GRAY | | | | | | | | | | | | C Ewan Gray Racing | | | |
| 1- | Out | 109.1 | 41.329 | 96.1 | 28.143 | 93.2 | 1:43.039 | 9- | 28.689 | 111.3 | 38.813 | 99.4 | 25.321 | 98.0 | 1:32.823 | |
| 2- | 29.707 | 110.9 | 39.925 | 98.3 | 26.414 | 99.0 | 1:36.046 | 10- | 28.621 | 111.3 | 38.535 | 99.0 | 25.573 | 98.4 | 1:32.729 | |
| 3- | 29.021 | 108.6 | 39.229 | 99.1 | 26.146 | <i>99.3</i> | 1:34.396 | 11- | 28.574 | 111.8 | 38.457 | 98.8 | 25.363 | 97.4 | 1:32.394 | |
| 4- | 28.906 | 110.4 | 38.996 | 98.3 | 25.666 | 98.3 | 1:33.568 | 12- | 28.593 | 110.6 | 38.495 | 99.0 | 25.350 | 96.4 | 1:32.438 | |
| 5- | 28.881 | 112.0 | 38.866 | 99.0 | 25.625 | 98.3 | 1:33.372 | 13- | 28.693 | <i>112.8</i> | 38.438 | 100.0 | <i>25.317</i> | 98.0 | 1:32.448 | |
| 6- | 28.913 | 112.6 | 38.466 | 99.7 | 25.564 | 97.8 | 1:32.943 | 14- | 28.799 | 109.7 | 38.461 | 98.7 | 25.493 | 97.7 | 1:32.753 | |
| 7- | 28.780 | 112.6 | 38.728 | <i>100.5</i> | 25.815 | 95.7 | 1:33.323 | 15- | 28.561 | 111.7 | <i>38.266</i> | 99.9 | 25.438 | 98.1 | 1:32.265 | |
| 8- | 29.862 | 111.3 | 38.959 | <i>100.5</i> | 25.665 | 97.3 | 1:34.486 | 16- | <i>28.474</i> | 111.3 | 38.530 | 100.3 | 25.341 | 98.3 | 1:32.345 | |
| 46 | Ross WALKER | | | | | | | | | | | | C Ross Walker Racing | | | |
| 1- | Out | 110.6 | 40.151 | 100.8 | 26.881 | 100.5 | 1:41.287 | 9- | 27.426 | 114.9 | 37.339 | 102.8 | 25.401 | 99.6 | 1:30.166 | |
| 2- | 28.355 | 114.9 | 37.988 | 102.8 | 25.797 | <i>102.0</i> | 1:32.140 | 10- | 27.409 | 115.3 | 37.525 | <i>103.6</i> | 25.551 | 99.7 | 1:30.485 | |
| 3- | 27.796 | 114.5 | 38.857 | 103.2 | 26.321 | 101.7 | 1:32.974 | 11- | 27.593 | <i>117.1</i> | 37.285 | 102.0 | 25.368 | 99.4 | 1:30.246 | |

Croft
Circuit Length = 2.1250 miles
Start: 15:50 End: 16:17

Weather / Track : Sunny / Dry

2009 Relentless British 125GP Championship & ACU Academy Cup

QUALIFYING 2 - SECTOR ANALYSIS

| | | | | | | | | | | | | | | | |
|-----------|-------------------------|--------------|---------------|-------------------------------------|---------------|--------------|-----------------|-----|---------------|--------------|---------------|--------------|---------------|--------------|-----------------|
| 4- | 28.797 | 113.7 | 39.108 | 89.5 | 26.102 | 100.8 | 1:34.007 | 12- | 27.400 | 114.3 | 37.133 | 101.4 | 25.528 | 97.7 | 1:30.061 |
| 5- | 28.651 | 114.1 | 37.936 | 102.0 | 25.716 | 99.9 | 1:32.303 | 13- | 37.228 | 89.1 | 42.402 | 90.4 | In | | 1:46.955 P |
| 6- | 27.650 | 113.9 | <i>37.082</i> | 103.4 | <i>25.294</i> | 100.0 | 1:30.026 | 14- | Out | 109.5 | 38.794 | 101.8 | 25.685 | 99.1 | 2:43.339 |
| 7- | 27.402 | 115.3 | 37.608 | 102.5 | 25.732 | 98.7 | 1:30.742 | 15- | 27.393 | 114.9 | 38.243 | 103.1 | 25.937 | 99.6 | 1:31.573 |
| 8- | <i>27.393</i> | 115.1 | 39.724 | 99.4 | 25.957 | 98.7 | 1:33.074 | 16- | 27.481 | 113.9 | 38.044 | 101.7 | 25.605 | 99.3 | 1:31.130 |
| 50 | Tim HASTINGS | | | C KRP / Bradley Smith Racing | | | | | | | | | | | |
| 1- | 27.724 | 115.1 | 37.244 | 102.6 | 25.236 | 99.6 | 1:30.204 | 9- | 27.411 | 116.9 | 36.731 | 103.6 | 24.662 | 100.8 | 1:28.804 |
| 2- | 27.601 | 114.7 | 37.840 | 100.0 | 25.452 | 100.9 | 1:30.893 | 10- | <i>27.167</i> | <i>117.5</i> | 36.834 | <i>104.9</i> | 24.779 | 100.3 | 1:28.780 |
| 3- | 28.223 | 96.4 | 38.897 | 101.1 | 25.264 | <i>101.2</i> | 1:32.384 | 11- | 27.463 | 115.1 | 36.949 | 103.6 | 25.029 | 98.7 | 1:29.441 |
| 4- | 28.124 | 114.1 | 37.224 | 101.1 | 25.401 | <i>101.2</i> | 1:30.749 | 12- | 27.647 | 115.5 | 36.712 | 103.4 | 24.659 | 100.0 | 1:29.018 |
| 5- | 27.536 | 115.1 | <i>36.707</i> | 103.7 | 24.956 | 100.5 | 1:29.199 | 13- | 27.333 | 115.9 | 36.837 | 103.9 | 24.848 | 100.9 | 1:29.018 |
| 6- | 27.873 | 110.9 | 38.606 | 98.4 | In | | 1:31.563 P | 14- | 27.271 | <i>117.5</i> | 36.922 | <i>104.9</i> | <i>24.652</i> | 100.6 | 1:28.845 |
| 7- | Out | 113.6 | 40.185 | 101.2 | 25.687 | 100.0 | 3:57.334 | 15- | 27.899 | 115.3 | 38.419 | 99.7 | In | | 1:32.721 P |
| 8- | 27.655 | 115.9 | 36.927 | 103.7 | 25.178 | 100.6 | 1:29.760 | | | | | | | | |
| 52 | Adam BLACKLOCK | | | C Repli-Cast UK | | | | | | | | | | | |
| 1- | 28.332 | <i>117.9</i> | 37.610 | 102.3 | 24.735 | 100.0 | 1:30.677 | 4- | Out | 82.4 | 42.723 | 96.1 | 26.048 | 99.6 | 15:42.391 |
| 2- | 27.491 | 116.9 | <i>36.735</i> | <i>104.0</i> | <i>24.571</i> | <i>102.0</i> | 1:28.797 | 5- | 28.093 | 115.9 | 38.613 | 100.5 | 25.232 | 100.8 | 1:31.938 |
| 3- | <i>27.016</i> | 117.1 | 1:10.014 | 85.6 | In | | 2:03.911 P | 6- | 27.453 | 117.3 | 36.986 | 103.2 | 24.624 | 101.7 | 1:29.063 |
| 57 | Jamie FERGUSON | | | Team Ferguson Racing | | | | | | | | | | | |
| 1- | Out | 96.0 | 41.137 | 98.7 | 28.458 | 99.1 | 1:55.299 | 7- | 29.087 | 111.7 | 39.800 | 101.2 | In | | 1:36.645 P |
| 2- | 29.142 | <i>115.7</i> | 39.994 | 99.7 | In | | 1:36.018 P | 8- | Out | 112.2 | 40.149 | 100.5 | 27.491 | 98.3 | 5:45.959 |
| 3- | Out | 113.4 | 39.367 | 101.1 | 27.149 | 99.1 | 2:24.696 | 9- | 28.832 | 112.6 | 39.128 | 100.9 | 27.308 | 97.5 | 1:35.268 |
| 4- | 28.844 | <i>115.7</i> | 38.507 | 101.4 | 53.693 | 95.7 | 2:01.044 | 10- | 29.106 | 113.7 | 38.518 | 100.6 | <i>26.582</i> | 99.6 | 1:34.206 |
| 5- | 30.280 | 112.6 | 39.867 | 100.8 | 27.619 | 98.7 | 1:37.766 | 11- | 28.668 | 113.4 | 38.521 | <i>101.7</i> | 26.841 | 98.8 | 1:34.030 |
| 6- | 28.801 | 112.8 | 41.391 | 100.5 | 27.123 | 98.5 | 1:37.315 | 12- | <i>28.322</i> | 114.5 | <i>38.406</i> | 101.2 | 26.768 | <i>99.7</i> | 1:33.496 |
| 61 | Paul JORDAN | | | KRP / Bradley Smith Racing | | | | | | | | | | | |
| 1- | 27.758 | <i>121.4</i> | 40.366 | 92.4 | 26.052 | 101.4 | 1:34.176 | 3- | 27.230 | 119.4 | <i>37.096</i> | 103.4 | <i>24.953</i> | <i>102.1</i> | 1:29.279 |
| 2- | 27.345 | 119.4 | 37.336 | 103.6 | 25.062 | 102.0 | 1:29.743 | | | | | | | | |
| 66 | Tom HAYWARD | | | KRP / Daniel Weston Racing | | | | | | | | | | | |
| 1- | Out | 117.7 | 40.628 | 100.2 | 26.391 | 102.9 | 1:39.411 | 6- | 27.851 | 121.6 | 37.491 | 103.7 | 25.109 | 103.1 | 1:30.451 |
| 2- | 28.847 | 117.5 | 39.683 | 102.3 | 26.016 | 102.1 | 1:34.546 | 7- | 27.150 | 121.4 | 37.639 | 104.2 | 25.947 | 101.8 | 1:30.736 |
| 3- | 27.893 | 119.8 | 40.642 | 100.0 | 25.774 | 102.6 | 1:34.309 | 8- | <i>27.094</i> | <i>122.5</i> | 36.831 | 105.8 | 26.063 | 102.5 | 1:29.988 |
| 4- | 27.822 | 118.1 | 37.668 | 103.9 | 25.232 | 102.0 | 1:30.722 | 9- | 27.155 | 122.2 | <i>36.663</i> | <i>106.2</i> | <i>24.758</i> | 102.3 | 1:28.576 |
| 5- | 27.245 | 120.5 | 38.179 | 103.2 | 25.905 | <i>103.2</i> | 1:31.329 | | | | | | | | |
| 72 | Connor BEHAN | | | SP125 / Express Forklifts | | | | | | | | | | | |
| 1- | Out | 106.9 | 38.721 | 98.1 | 26.199 | 98.4 | 1:36.669 | 7- | Out | 106.2 | 38.201 | 96.0 | 25.913 | 97.5 | 7:37.587 |
| 2- | 27.758 | 113.0 | 36.981 | <i>103.7</i> | 25.135 | 99.6 | 1:29.874 | 8- | 27.201 | 112.6 | 36.604 | 102.1 | 24.583 | 98.5 | 1:28.388 |
| 3- | 27.844 | 113.2 | 37.107 | 101.7 | 25.184 | <i>100.6</i> | 1:30.135 | 9- | 26.944 | 113.9 | <i>36.379</i> | 102.5 | 24.835 | 98.4 | 1:28.158 |
| 4- | 27.260 | 113.7 | 36.891 | 102.8 | 25.154 | 98.7 | 1:29.305 | 10- | 27.236 | 113.4 | 36.601 | 101.7 | 25.175 | 97.8 | 1:29.012 |
| 5- | 27.228 | 112.6 | 36.542 | 101.4 | <i>24.556</i> | 98.8 | 1:28.326 | 11- | 27.229 | 112.8 | 36.785 | 100.6 | 25.113 | 98.1 | 1:29.127 |
| 6- | 27.850 | <i>115.9</i> | 38.607 | 100.8 | In | | 1:34.385 P | 12- | <i>26.930</i> | 113.6 | 37.005 | 100.6 | 24.788 | 98.0 | 1:28.723 |
| 75 | Richard FERGUSON | | | C Team Ferguson Racing | | | | | | | | | | | |
| 1- | Out | 98.4 | 42.227 | 98.4 | 27.546 | 100.3 | 1:45.982 | 9- | 28.852 | 112.8 | 39.915 | 100.6 | 27.027 | 98.5 | 1:35.794 |
| 2- | 29.207 | 114.9 | 44.363 | 100.2 | 27.209 | <i>100.9</i> | 1:40.779 | 10- | 28.878 | 113.4 | <i>39.365</i> | 99.9 | <i>26.391</i> | 99.4 | 1:34.634 |
| 3- | 29.195 | 112.0 | 40.058 | 99.6 | 26.905 | 100.3 | 1:36.158 | 11- | <i>28.762</i> | 112.4 | 39.450 | 100.6 | 26.702 | 100.0 | 1:34.914 |
| 4- | 28.991 | 112.6 | 39.790 | 98.4 | 27.305 | 100.5 | 1:36.086 | 12- | 29.371 | <i>116.7</i> | 39.769 | 100.6 | 27.058 | 99.4 | 1:36.198 |
| 5- | 28.924 | 112.8 | 39.680 | 99.9 | 27.577 | 97.7 | 1:36.181 | 13- | 29.021 | 111.1 | 40.031 | 100.2 | 26.736 | 98.1 | 1:35.788 |
| 6- | 29.643 | 112.2 | 39.861 | 100.0 | 26.887 | 98.5 | 1:36.391 | 14- | 29.516 | 111.8 | 40.077 | <i>100.8</i> | In | | 1:36.350 P |
| 7- | 29.005 | 112.6 | 39.539 | 99.9 | In | | 1:37.704 P | 15- | Out | 108.2 | 41.229 | 98.7 | 28.139 | 97.3 | 2:43.764 |
| 8- | Out | 110.9 | 39.882 | 100.0 | 27.082 | 98.1 | 2:47.546 | | | | | | | | |
| 77 | Taylor MACKENZIE | | | C MMCG Motorpoint | | | | | | | | | | | |
| 1- | 28.328 | 115.9 | 38.466 | 102.9 | In | | 1:32.065 P | 8- | 27.140 | <i>117.7</i> | 36.949 | 104.4 | <i>24.583</i> | 101.2 | 1:28.672 |
| 2- | Out | 110.0 | 38.331 | 101.2 | 25.363 | 101.7 | 4:09.290 | 9- | 29.064 | 104.4 | 38.000 | 103.4 | 24.698 | 100.3 | 1:31.762 |
| 3- | 27.928 | 114.7 | 37.745 | 102.6 | 25.573 | 100.5 | 1:31.246 | 10- | 27.139 | 116.3 | 36.959 | 104.5 | 25.466 | 100.9 | 1:29.564 |
| 4- | 27.736 | 115.7 | 37.682 | 102.9 | 25.135 | 100.3 | 1:30.553 | 11- | 32.310 | 59.8 | 47.773 | 103.2 | 24.605 | 101.1 | 1:44.688 |
| 5- | 27.495 | 116.9 | 38.115 | 102.6 | 24.851 | 100.5 | 1:30.461 | 12- | 27.116 | 116.9 | <i>36.923</i> | <i>104.9</i> | 24.888 | 101.5 | 1:28.927 |

Croft
Circuit Length = 2.1250 miles
Start: 15:50 End: 16:17

MCRCB BULLETIN TK044

2009 Relentless British 125GP Championship & ACU Academy Cup

QUALIFYING 2 - SECTOR ANALYSIS

| | | | | | | | | | | | | | | | |
|-----------|---------------------|------------------|-------------------|------------------|-------------------|------------------|-----------------|-----|-------------------|------------------|-------------------|------------------|-------------------|-------|-----------------|
| 6- | 27.795 | 114.7 | 37.847 | 102.9 | 24.956 | 100.9 | 1:30.598 | 13- | 27.376 | 116.3 | 36.964 | 104.0 | 24.861 | 100.3 | 1:29.201 |
| 7- | 28.351 | 103.2 | 37.933 | 103.7 | 24.716 | 102.5 | 1:31.000 | | | | | | | | |
| 91 | Ian STANFORD | | | Stanford Racing | | | | | | | | | | | |
| 1- | Out | 96.6 | 43.838 | 88.1 | 28.978 | 84.9 | 1:46.808 | 9- | 28.089 | 115.5 | 38.854 | 100.9 | 25.864 | 97.7 | 1:32.807 |
| 2- | 32.129 | 100.2 | 42.357 | 90.1 | 29.286 | 76.6 | 1:43.772 | 10- | 28.118 | 116.1 | 38.458 | 101.2 | 26.194 | 97.0 | 1:32.770 |
| 3- | 32.736 | 102.3 | 42.461 | 94.0 | 27.040 | 98.3 | 1:42.237 | 11- | 29.764 | 102.3 | 38.639 | 100.2 | 26.339 | 97.4 | 1:34.742 |
| 4- | 28.967 | 113.7 | 38.832 | 99.9 | 27.273 | 96.6 | 1:35.072 | 12- | 28.167 | 114.1 | 38.366 | 100.3 | 26.215 | 97.1 | 1:32.748 |
| 5- | 28.817 | 113.6 | 38.794 | 100.0 | 25.866 | 98.3 | 1:33.477 | 13- | 28.658 | 114.3 | 38.388 | 100.6 | 26.157 | 96.6 | 1:33.203 |
| 6- | 28.280 | 115.3 | 38.606 | 100.8 | 26.196 | 97.3 | 1:33.082 | 14- | 28.622 | 112.8 | 38.810 | 98.7 | In | | 1:38.421 P |
| 7- | 28.552 | 113.2 | 38.573 | 101.1 | 25.821 | 97.0 | 1:32.946 | 15- | Out | 113.2 | 39.169 | 100.2 | 26.325 | 97.7 | 2:05.813 |
| 8- | 28.668 | 116.1 | 38.683 | 100.2 | 26.049 | 98.0 | 1:33.400 | 16- | 28.136 | 114.3 | 38.680 | 101.4 | 25.758 | 97.8 | 1:32.574 |
| 93 | Danny KENT | | | C Team Aztec GP | | | | | | | | | | | |
| 1- | 27.834 | 119.4 | 37.759 | 102.1 | 25.508 | 100.6 | 1:31.101 | 8- | 26.945 | 117.7 | 36.709 | 99.7 | 24.300 | 99.6 | 1:27.954 |
| 2- | 27.404 | 119.6 | 38.991 | 101.7 | 25.417 | | 1:31.812 | 9- | 26.940 | 117.5 | 36.766 | 102.0 | 24.220 | 99.3 | 1:27.926 |
| 3- | 27.262 | 116.7 | 37.185 | 101.5 | 24.767 | 99.4 | 1:29.214 | 10- | 26.947 | 117.7 | 36.752 | 101.7 | 24.314 | 99.1 | 1:28.013 |
| 4- | 27.305 | 116.3 | 36.928 | 100.6 | 24.443 | 100.3 | 1:28.676 | 11- | 27.205 | 116.3 | 36.867 | 101.4 | 24.413 | 99.6 | 1:28.485 |
| 5- | 27.146 | 115.9 | 36.693 | 102.1 | 24.602 | 99.0 | 1:28.441 | 12- | 33.039 | 92.1 | 42.530 | 90.7 | 25.410 | 100.5 | 1:40.979 |
| 6- | 27.153 | 116.9 | 40.699 | 95.6 | In | | 1:32.587 P | 13- | 26.822 | 120.1 | 37.534 | 102.1 | 24.384 | 100.3 | 1:28.740 |
| 7- | Out | 117.7 | 37.203 | 101.1 | 24.882 | 98.7 | 5:12.001 | 14- | 27.285 | 115.3 | 40.502 | 99.3 | 25.622 | 98.1 | 1:33.409 |
| 96 | Ryan SAXELBY | | | RS Racing | | | | | | | | | | | |
| 1- | Out | 108.4 | 40.308 | 100.3 | 26.251 | 100.6 | 1:40.355 | 8- | 28.284 | 115.1 | 38.331 | 101.5 | 25.715 | 99.1 | 1:32.330 |
| 2- | 28.427 | 111.7 | 38.714 | 101.1 | 25.689 | 99.9 | 1:32.830 | 9- | 27.889 | 113.0 | 38.471 | 101.1 | 25.562 | 99.3 | 1:31.922 |
| 3- | 27.981 | 115.7 | 39.052 | 102.0 | 25.814 | 99.6 | 1:32.847 | 10- | 28.001 | 113.9 | 38.350 | 101.8 | 25.636 | 98.1 | 1:31.987 |
| 4- | 27.912 | 114.7 | 38.439 | 101.5 | 25.419 | 99.7 | 1:31.770 | 11- | 28.120 | 113.0 | 38.371 | 99.9 | In | | 1:33.262 P |
| 5- | 27.996 | 113.9 | 38.075 | 101.7 | 25.910 | 97.8 | 1:31.981 | 12- | Out | 113.6 | 39.318 | 102.3 | 26.079 | 98.5 | 3:43.519 |
| 6- | 28.155 | 114.5 | 37.885 | 102.3 | In | | 1:30.624 P | 13- | 28.142 | 116.1 | 38.530 | 102.6 | 25.812 | 98.7 | 1:32.484 |
| 7- | Out | 113.6 | 39.992 | 72.1 | 26.019 | 100.6 | 3:10.506 | 14- | 27.806 | 114.1 | 38.513 | 101.2 | 25.928 | 98.5 | 1:32.247 |
| 99 | Kasey WYATT | | | C Repli-Cast UK | | | | | | | | | | | |
| 1- | 28.990 | 112.2 | 39.687 | 97.5 | 26.489 | 99.6 | 1:35.166 | 9- | 28.756 | 113.0 | 38.933 | 99.1 | 26.005 | 97.4 | 1:33.694 |
| 2- | 28.524 | 113.7 | 39.595 | 98.7 | 26.340 | 98.7 | 1:34.459 | 10- | 28.863 | 112.8 | 39.115 | 98.4 | 26.205 | 96.7 | 1:34.183 |
| 3- | 29.048 | 112.6 | 39.200 | 97.8 | 26.245 | 98.4 | 1:34.493 | 11- | 30.328 | 102.0 | 40.333 | 96.6 | In | | 1:36.887 P |
| 4- | 28.771 | 111.7 | 39.211 | 99.3 | 26.246 | 98.8 | 1:34.228 | 12- | Out | 113.2 | 39.552 | 97.8 | 26.355 | 97.3 | 1:56.602 |
| 5- | 28.832 | 113.6 | 39.177 | 98.4 | 26.313 | 98.7 | 1:34.322 | 13- | 28.457 | 113.4 | 38.427 | 98.0 | 25.826 | 97.5 | 1:32.710 |
| 6- | 28.449 | 115.1 | 38.997 | 99.1 | 26.343 | 96.0 | 1:33.789 | 14- | 28.653 | 113.6 | 38.365 | 99.4 | 25.720 | 98.0 | 1:32.738 |
| 7- | 28.666 | 113.6 | 39.303 | 98.8 | 26.187 | 97.0 | 1:34.156 | 15- | 28.368 | 113.6 | 38.359 | 99.6 | 25.758 | 98.0 | 1:32.485 |
| 8- | 28.813 | 112.2 | 40.000 | 98.0 | 26.525 | 97.5 | 1:35.338 | | | | | | | | |

Weather / Track : Sunny / Dry

Croft
Circuit Length = 2.1250 miles
Start: 15:50 End: 16:17

MCRCB BULLETIN TK045

2009 Relentless British 125GP Championship & ACU Academy Cup

QUALIFYING 2 - SPEED TRAPS

| SECTOR 1 | | | | SECTOR 2 | | | FINISH LINE | | |
|----------|----|------------------|-------|----------|------------------|-------|-------------|------------------|-------|
| POS | NO | NAME | MPH | NO | NAME | MPH | NO | NAME | MPH |
| 1 | 66 | Tom HAYWARD | 122.5 | 1 | Matthew HOYLE | 106.9 | 1 | Matthew HOYLE | 105.5 |
| 2 | 1 | Matthew HOYLE | 122.0 | 66 | Tom HAYWARD | 106.2 | 66 | Tom HAYWARD | 103.2 |
| 3 | 61 | Paul JORDAN | 121.4 | 6 | Martin GLOSSOP | 106.0 | 10 | Peter SUTHERLAND | 103.1 |
| 4 | 10 | Peter SUTHERLAND | 120.1 | 8 | Brian CLARK | 105.5 | 19 | Michael HILL | 102.8 |
| 5 | 93 | Danny KENT | 120.1 | 7 | Deane BROWN | 105.4 | 77 | Taylor MACKENZIE | 102.6 |
| 6 | 27 | Catherine GREEN | 119.6 | 13 | Rob GUIVER | 104.9 | 7 | Deane BROWN | 102.5 |
| 7 | 29 | James LODGE | 119.6 | 28 | Jon VINCENT | 104.9 | 13 | Rob GUIVER | 102.5 |
| 8 | 8 | Brian CLARK | 119.2 | 29 | James LODGE | 104.9 | 29 | James LODGE | 102.3 |
| 9 | 13 | Rob GUIVER | 119.2 | 50 | Tim HASTINGS | 104.9 | 6 | Martin GLOSSOP | 102.1 |
| 10 | 2 | Robbie STEWART | 118.8 | 77 | Taylor MACKENZIE | 104.9 | 26 | Nicole McALEER | 102.1 |
| 11 | 6 | Martin GLOSSOP | 118.4 | 26 | Nicole McALEER | 104.5 | 61 | Paul JORDAN | 102.1 |
| 12 | 28 | Jon VINCENT | 118.1 | 2 | Robbie STEWART | 104.2 | 46 | Ross WALKER | 102.0 |
| 13 | 52 | Adam BLACKLOCK | 117.9 | 27 | Catherine GREEN | 104.2 | 52 | Adam BLACKLOCK | 102.0 |
| 14 | 19 | Michael HILL | 117.7 | 19 | Michael HILL | 104.0 | 2 | Robbie STEWART | 101.8 |
| 15 | 7 | Deane BROWN | 117.5 | 52 | Adam BLACKLOCK | 104.0 | 8 | Brian CLARK | 101.7 |
| 16 | 50 | Tim HASTINGS | 117.5 | 23 | Harry STAFFORD | 103.9 | 28 | Jon VINCENT | 101.7 |
| 17 | 46 | Ross WALKER | 117.1 | 10 | Peter SUTHERLAND | 103.7 | 27 | Catherine GREEN | 101.4 |
| 18 | 77 | Taylor MACKENZIE | 117.1 | 11 | Tom WEEDEN | 103.7 | 11 | Tom WEEDEN | 101.2 |
| 19 | 26 | Nicole McALEER | 116.5 | 61 | Paul JORDAN | 103.7 | 50 | Tim HASTINGS | 101.2 |
| 20 | 23 | Harry STAFFORD | 116.1 | 46 | Ross WALKER | 103.6 | 23 | Harry STAFFORD | 101.1 |
| 21 | 75 | Richard FERGUSON | 116.1 | 16 | Shaun HORSMAN | 103.2 | 75 | Richard FERGUSON | 100.9 |
| 22 | 91 | Ian STANFORD | 116.1 | 72 | Connor BEHAN | 103.1 | 72 | Connor BEHAN | 100.6 |
| 23 | 96 | Ryan SAXELBY | 116.1 | 96 | Ryan SAXELBY | 102.6 | 93 | Danny KENT | 100.6 |
| 24 | 72 | Connor BEHAN | 115.9 | 93 | Danny KENT | 102.1 | 96 | Ryan SAXELBY | 100.6 |
| 25 | 57 | Jamie FERGUSON | 115.1 | 57 | Jamie FERGUSON | 101.7 | 16 | Shaun HORSMAN | 100.3 |
| 26 | 99 | Kasey WYATT | 115.1 | 91 | Ian STANFORD | 101.4 | 57 | Jamie FERGUSON | 99.7 |
| 27 | 11 | Tom WEEDEN | 114.3 | 4 | Philip WAKEFIELD | 100.8 | 99 | Kasey WYATT | 99.6 |
| 28 | 4 | Philip WAKEFIELD | 113.9 | 75 | Richard FERGUSON | 100.8 | 45 | Ewan GRAY | 99.3 |
| 29 | 16 | Shaun HORSMAN | 113.6 | 45 | Ewan GRAY | 100.5 | 35 | Elliot LODGE | 98.8 |
| 30 | 24 | Ben BARRETT | 112.8 | 99 | Kasey WYATT | 99.6 | 91 | Ian STANFORD | 98.3 |
| 31 | 45 | Ewan GRAY | 112.8 | 24 | Ben BARRETT | 99.3 | 24 | Ben BARRETT | 98.1 |
| 32 | 35 | Elliot LODGE | 112.2 | 35 | Elliot LODGE | 99.3 | 4 | Philip WAKEFIELD | 97.8 |
| 33 | 21 | Tom STANFORD | 110.2 | 9 | Niall CAMPBELL | 97.7 | 9 | Niall CAMPBELL | 96.1 |
| 34 | 9 | Niall CAMPBELL | 109.1 | 21 | Tom STANFORD | 96.1 | 21 | Tom STANFORD | 95.5 |

Weather / Track : Sunny / Dry

www.tsl-timing.com

Croft
Circuit Length = 2.1250 miles
Start: 15:50 End: 16:17

Printed - 16.19 Saturday, 12 September 2009

MCRCB BULLETIN TK046

2009 Relentless British 125GP Championship & ACU Academy Cup

QUALIFYING 2 - BEST SECTOR TIMES

| SECTOR 1 | | | SECTOR 2 | | | SECTOR 3 | | | IDEAL / BEST COMPARISON | | | | | | |
|----------|----|------------|----------|----|------------|----------|----|------------|-------------------------|-----|----|------------|----------|----------|-------|
| POS | NO | NAME | TIME | NO | NAME | TIME | NO | NAME | TIME | POS | NO | NAME | IDEAL | BEST | DIFF |
| 1 | 6 | GLOSSOP | 26.784 | 2 | STEWART | 36.200 | 93 | KENT | 24.220 | 1 | 2 | STEWART | 1:27.407 | 1:28.047 | 0.640 |
| 2 | 2 | STEWART | 26.788 | 6 | GLOSSOP | 36.325 | 6 | GLOSSOP | 24.376 | 2 | 6 | GLOSSOP | 1:27.485 | 1:27.506 | 0.021 |
| 3 | 93 | KENT | 26.822 | 72 | BEHAN | 36.379 | 2 | STEWART | 24.419 | 3 | 13 | GUIVER | 1:27.695 | 1:27.936 | 0.241 |
| 4 | 13 | GUIVER | 26.876 | 13 | GUIVER | 36.385 | 13 | GUIVER | 24.434 | 4 | 93 | KENT | 1:27.735 | 1:27.926 | 0.191 |
| 5 | 29 | LODGE | 26.883 | 8 | CLARK | 36.402 | 72 | BEHAN | 24.556 | 5 | 72 | BEHAN | 1:27.865 | 1:28.158 | 0.293 |
| 6 | 8 | CLARK | 26.899 | 29 | LODGE | 36.446 | 52 | BLACKLOCK | 24.571 | 6 | 8 | CLARK | 1:28.017 | 1:28.116 | 0.099 |
| 7 | 7 | BROWN | 26.915 | 7 | BROWN | 36.482 | 77 | MACKENZIE | 24.583 | 7 | 29 | LODGE | 1:28.211 | 1:28.211 | 0.000 |
| 8 | 72 | BEHAN | 26.930 | 1 | HOYLE | 36.540 | 50 | HASTINGS | 24.652 | 8 | 7 | BROWN | 1:28.255 | 1:28.809 | 0.554 |
| 9 | 27 | GREEN | 27.005 | 23 | STAFFORD | 36.641 | 8 | CLARK | 24.716 | 9 | 52 | BLACKLOCK | 1:28.322 | 1:28.797 | 0.475 |
| 10 | 52 | BLACKLOCK | 27.016 | 66 | HAYWARD | 36.663 | 1 | HOYLE | 24.739 | 10 | 1 | HOYLE | 1:28.323 | 1:28.566 | 0.243 |
| 11 | 1 | HOYLE | 27.044 | 93 | KENT | 36.693 | 66 | HAYWARD | 24.758 | 11 | 66 | HAYWARD | 1:28.515 | 1:28.576 | 0.061 |
| 12 | 77 | MACKENZIE | 27.046 | 50 | HASTINGS | 36.707 | 7 | BROWN | 24.858 | 12 | 50 | HASTINGS | 1:28.526 | 1:28.780 | 0.254 |
| 13 | 66 | HAYWARD | 27.094 | 52 | BLACKLOCK | 36.735 | 23 | STAFFORD | 24.879 | 13 | 77 | MACKENZIE | 1:28.552 | 1:28.672 | 0.120 |
| 14 | 61 | JORDAN | 27.157 | 27 | GREEN | 36.885 | 29 | LODGE | 24.882 | 14 | 23 | STAFFORD | 1:28.680 | 1:29.319 | 0.639 |
| 15 | 23 | STAFFORD | 27.160 | 77 | MACKENZIE | 36.923 | 27 | GREEN | 24.931 | 15 | 27 | GREEN | 1:28.821 | 1:29.070 | 0.249 |
| 16 | 50 | HASTINGS | 27.167 | 46 | WALKER | 37.082 | 61 | JORDAN | 24.953 | 16 | 61 | JORDAN | 1:29.206 | 1:29.279 | 0.073 |
| 17 | 46 | WALKER | 27.393 | 61 | JORDAN | 37.096 | 19 | HILL | 25.001 | 17 | 19 | HILL | 1:29.590 | 1:29.870 | 0.280 |
| 18 | 19 | HILL | 27.429 | 28 | VINCENT | 37.133 | 28 | VINCENT | 25.014 | 18 | 28 | VINCENT | 1:29.648 | 1:30.100 | 0.452 |
| 19 | 28 | VINCENT | 27.501 | 19 | HILL | 37.160 | 26 | McALEER | 25.088 | 19 | 46 | WALKER | 1:29.769 | 1:30.026 | 0.257 |
| 20 | 4 | WAKEFIELD | 27.551 | 4 | WAKEFIELD | 37.184 | 4 | WAKEFIELD | 25.130 | 20 | 4 | WAKEFIELD | 1:29.865 | 1:29.913 | 0.048 |
| 21 | 26 | McALEER | 27.615 | 26 | McALEER | 37.212 | 16 | HORSMAN | 25.243 | 21 | 26 | McALEER | 1:29.915 | 1:29.915 | 0.000 |
| 22 | 10 | SUTHERLAND | 27.702 | 16 | HORSMAN | 37.546 | 46 | WALKER | 25.294 | 22 | 16 | HORSMAN | 1:30.557 | 1:30.626 | 0.069 |
| 23 | 16 | HORSMAN | 27.768 | 10 | SUTHERLAND | 37.661 | 45 | GRAY | 25.317 | 23 | 10 | SUTHERLAND | 1:30.849 | 1:31.201 | 0.352 |
| 24 | 96 | SAXELBY | 27.806 | 96 | SAXELBY | 37.885 | 96 | SAXELBY | 25.419 | 24 | 96 | SAXELBY | 1:31.110 | 1:31.770 | 0.660 |
| 25 | 24 | BARRETT | 28.076 | 11 | WEEDEN | 38.015 | 10 | SUTHERLAND | 25.486 | 25 | 24 | BARRETT | 1:31.850 | 1:31.888 | 0.038 |
| 26 | 91 | STANFORD | 28.089 | 24 | BARRETT | 38.230 | 24 | BARRETT | 25.544 | 26 | 11 | WEEDEN | 1:31.924 | 1:32.187 | 0.263 |
| 27 | 11 | WEEDEN | 28.148 | 45 | GRAY | 38.266 | 99 | WYATT | 25.720 | 27 | 45 | GRAY | 1:32.057 | 1:32.265 | 0.208 |
| 28 | 57 | FERGUSON | 28.322 | 99 | WYATT | 38.359 | 91 | STANFORD | 25.758 | 28 | 91 | STANFORD | 1:32.213 | 1:32.574 | 0.361 |
| 29 | 99 | WYATT | 28.368 | 91 | STANFORD | 38.366 | 11 | WEEDEN | 25.761 | 29 | 99 | WYATT | 1:32.447 | 1:32.485 | 0.038 |
| 30 | 45 | GRAY | 28.474 | 57 | FERGUSON | 38.406 | 9 | CAMPBELL | 26.201 | 30 | 57 | FERGUSON | 1:33.310 | 1:33.496 | 0.186 |
| 31 | 75 | FERGUSON | 28.762 | 9 | CAMPBELL | 39.310 | 75 | FERGUSON | 26.391 | 31 | 9 | CAMPBELL | 1:34.496 | 1:34.496 | 0.000 |
| 32 | 9 | CAMPBELL | 28.985 | 21 | STANFORD | 39.337 | 57 | FERGUSON | 26.582 | 32 | 75 | FERGUSON | 1:34.518 | 1:34.634 | 0.116 |
| 33 | 21 | STANFORD | 29.447 | 75 | FERGUSON | 39.365 | 21 | STANFORD | 26.746 | 33 | 21 | STANFORD | 1:35.530 | 1:36.179 | 0.649 |
| 34 | 35 | LODGE | 30.190 | 35 | LODGE | 39.703 | 35 | LODGE | 27.602 | 34 | 35 | LODGE | 1:37.495 | 1:37.629 | 0.134 |

| | |
|-------------|----------|
| Perfect Lap | 1:27.204 |
|-------------|----------|

Weather / Track : Sunny / Dry

www.tsl-timing.com

Croft
Circuit Length = 2.1250 miles
Start: 15:50 End: 16:17


Printed - 16.19 Saturday, 12 September 2009

MCRCB BULLETIN TK047

2009 Relentless British 125GP Championship & ACU Academy Cup

RACE 2 - PROVISIONAL GRID

| | | | | |
|-------------|---------------------------------|---------------------------------|---------------------------------|-------------------------------|
| ROW 9 | | 1:35.322 35 Elliot LODGE | 1:34.634 75 Richard FERGUSON | 1:34.435 9 Niall CAMPBELL |
| ROW 8 | 1:34.165 21 Tom STANFORD | 1:32.574 91 Ian STANFORD | 1:32.485 99 Kasey WYATT | 1:32.265 57 Jamie FERGUSON |
| ROW 7 | 1:32.265 45 Ewan GRAY | 1:32.022 22 Matthew PAULO | 1:31.770 96 Ryan SAXELBY | 1:30.802 11 Tom WEEDEN |
| ROW 6 | 1:30.430 10 Peter SUTHERLAND | 1:30.220 24 Ben BARRETT | 1:29.926 16 Shaun HORSMAN | 1:29.915 26 Nicole McALEER |
| ROW 5 | 1:29.913 4 Philip WAKEFIELD | 1:29.870 19 Michael HILL | 1:29.680 28 Jon VINCENT | 1:29.318 23 Harry STAFFORD |
| ROW 4 | 1:29.279 61 Paul JORDAN | 1:29.248 46 Ross WALKER | 1:29.070 27 Catherine GREEN | 1:28.809 7 Deane BROWN |
| ROW 3 | 1:28.797 52 Adam BLACKLOCK | 1:28.672 77 Taylor MACKENZIE | 1:28.576 66 Tom HAYWARD | 1:28.566 1 Matthew HOYLE |
| ROW 2 | 1:28.211 29 James LODGE | 1:28.158 72 Connor BEHAN | 1:28.116 8 Brian CLARK | 1:28.087 50 Tim HASTINGS |
| ROW 1 | 1:27.926 93 Danny KENT | 1:27.847 2 Robbie STEWART | 1:27.723 13 Rob GUIVER | 1:27.506 6 Martin GLOSSOP |
| Pole | | | | |



Croft
Circuit Length = 2.1250 miles

| | | |
|-----------------|------------|--------------|
| Race Director : | Stewards : | Timekeeper : |
|-----------------|------------|--------------|

MCRCB BULLETIN TK065

2009 Relentless British 125GP Championship & ACU Academy Cup WARM-UP - CLASSIFICATION

| POS | NO | CL | NAME | ENTRY | TIME | ON | LAPS | GAP | DIFF | MPH |
|-----|----|----|-------------------------|---|-----------------|----|------|--------------|-------|-------|
| 1 | 13 | | Rob GUIVER | Honda - SP125 / RG Racing | 1:29.028 | 2 | 6 | | | 85.92 |
| 2 | 72 | | Connor BEHAN | Honda - SP125 / Express Forklifts | 1:29.138 | 7 | 7 | 0.110 | 0.110 | 85.82 |
| 3 | 29 | | James LODGE | Honda - KRP / Earnshaws Motorcycles | 1:29.194 | 6 | 6 | 0.166 | 0.056 | 85.76 |
| 4 | 6 | | Martin GLOSSOP | Seel Honda - KRP / Bradley Smith Racing | 1:29.658 | 6 | 6 | 0.630 | 0.464 | 85.32 |
| 5 | 7 | C | Deane BROWN | Honda - Colin Appleyard / Macadam Racing | 1:29.934 | 7 | 7 | 0.906 | 0.276 | 85.06 |
| 6 | 93 | C | Danny KENT | Honda - Team Aztec GP | 1:29.987 | 7 | 7 | 0.959 | 0.053 | 85.01 |
| 7 | 2 | | Robbie STEWART | Honda - Repli-Cast UK | 1:30.187 | 5 | 6 | 1.159 | 0.200 | 84.82 |
| 8 | 1 | | Matthew HOYLE | Honda - sp125racing / Mackrory Demolition | 1:30.229 | 7 | 7 | 1.201 | 0.042 | 84.78 |
| 9 | 66 | | Tom HAYWARD | Honda - KRP / Daniel Weston Racing | 1:30.351 | 6 | 6 | 1.323 | 0.122 | 84.67 |
| 10 | 23 | C | Harry STAFFORD | Honda - RCS / BTB | 1:30.538 | 4 | 6 | 1.510 | 0.187 | 84.49 |
| 11 | 46 | C | Ross WALKER | Honda - Ross Walker Racing | 1:30.678 | 7 | 7 | 1.650 | 0.140 | 84.36 |
| 12 | 8 | | Brian CLARK | Honda - Banks Racing/Express Racewear | 1:30.694 | 5 | 6 | 1.666 | 0.016 | 84.35 |
| 13 | 27 | | Catherine GREEN | Honda - www.cgracing27.co.uk | 1:31.482 | 6 | 6 | 2.454 | 0.788 | 83.62 |
| 14 | 50 | C | Tim HASTINGS | Honda - KRP / Bradley Smith Racing | 1:31.493 | 7 | 7 | 2.465 | 0.011 | 83.61 |
| 15 | 77 | C | Taylor MACKENZIE | Honda - MMCG Motorpoint | 1:31.498 | 6 | 6 | 2.470 | 0.005 | 83.60 |
| 16 | 19 | | Michael HILL | Honda - TABOO Motorsport | 1:31.514 | 6 | 7 | 2.486 | 0.016 | 83.59 |
| 17 | 28 | | Jon VINCENT | Honda - Molly / GRF Heavy Transport | 1:31.565 | 7 | 7 | 2.537 | 0.051 | 83.54 |
| 18 | 10 | C | Peter SUTHERLAND | Aprillia - Kinpac Racing | 1:31.869 | 5 | 7 | 2.841 | 0.304 | 83.27 |
| 19 | 4 | | Philip WAKEFIELD | Honda - PWR / Sandbach Scrap Metal | 1:31.882 | 4 | 7 | 2.854 | 0.013 | 83.26 |
| 20 | 45 | C | Ewan GRAY | Honda - Ewan Gray Racing | 1:32.996 | 7 | 7 | 3.968 | 1.114 | 82.26 |
| 21 | 96 | | Ryan SAXELBY | Honda - RS Racing | 1:33.185 | 6 | 7 | 4.157 | 0.189 | 82.09 |
| 22 | 91 | | Ian STANFORD | Honda - Stanford Racing | 1:33.350 | 7 | 7 | 4.322 | 0.165 | 81.95 |
| 23 | 24 | | Ben BARRETT | Honda - SP125Racing / Lowerdale Autos | 1:33.536 | 6 | 7 | 4.508 | 0.186 | 81.78 |
| 24 | 11 | C | Tom WEEDEN | Honda - TABOO Motorsport Junior Team | 1:34.013 | 3 | 3 | 4.985 | 0.477 | 81.37 |
| 25 | 57 | | Jamie FERGUSON | Honda - Team Ferguson Racing | 1:34.707 | 6 | 6 | 5.679 | 0.694 | 80.77 |
| 26 | 9 | C | Niall CAMPBELL | Honda - Kinpac Racing | 1:35.007 | 4 | 7 | 5.979 | 0.300 | 80.52 |
| 27 | 75 | C | Richard FERGUSON | Honda - Team Ferguson Racing | 1:35.504 | 4 | 6 | 6.476 | 0.497 | 80.10 |
| 28 | 99 | C | Kasey WYATT | Honda - Repli-Cast UK | 1:36.448 | 5 | 5 | 7.420 | 0.944 | 79.31 |
| 29 | 16 | | Shaun HORSMAN | Honda - Symitry I.T. North | 1:36.541 | 3 | 3 | 7.513 | 0.093 | 79.24 |
| 30 | 35 | C | Elliot LODGE | Honda - Spike Racing | 1:37.055 | 6 | 6 | 8.027 | 0.514 | 78.82 |
| 31 | 21 | | Tom STANFORD | Honda - Stanford Racing | 1:38.078 | 2 | 3 | 9.050 | 1.023 | 78.00 |
| 32 | 26 | C | Nicole McALEER | Honda - Megabikes.ie | | 0 | 1 | | | |
| 33 | 22 | C | Matthew PAULO | Honda - Paulo Racing | | 0 | 0 | | | |
| 34 | 61 | | Paul JORDAN | Honda - KRP / Bradley Smith Racing | | 0 | 0 | | | |

Weather / Track : Cloudy / Dry

These results are provisional until the conclusion of any judicial and technical matters.

Croft
Circuit Length = 2.1250 miles
Start: 12:15 End: 12:27

| | | |
|-----------------|------------|--------------|
| Race Director : | Stewards : | Timekeeper : |
|-----------------|------------|--------------|

MCRCB BULLETIN TK066

2009 Relentless British 125GP Championship & ACU Academy Cup

WARM-UP - SECTOR ANALYSIS

| | | | | | | | | | | |
|-----------|-------------------------|---------------------|------------------------------------|-----------------|----|---------------------|---------------------|---------------------|-----------------|--|
| 1 | Matthew HOYLE | | sp125racing / Mackrory Demolition | | | | | | | |
| 1- | Out 112.8 | 43.209 100.5 | 29.381 100.9 | 1:45.120 | 5- | 27.774 121.1 | 37.775 104.2 | 25.738 101.7 | 1:31.287 | |
| 2- | 28.673 109.8 | 39.628 102.8 | 26.878 102.6 | 1:35.179 | 6- | 27.637 120.3 | 37.418 104.7 | 25.385 102.6 | 1:30.440 | |
| 3- | 27.854 122.5 | 38.290 104.0 | 26.960 102.3 | 1:33.104 | 7- | 27.595 120.7 | 37.523 103.9 | 25.111 102.3 | 1:30.229 | |
| 4- | 27.658 123.6 | 38.135 103.6 | 25.836 101.8 | 1:31.629 | | | | | | |
| 2 | Robbie STEWART | | Repli-Cast UK | | | | | | | |
| 1- | Out 112.0 | 40.652 98.0 | 26.685 98.1 | 1:39.940 | 4- | 27.615 120.7 | 38.427 100.6 | 25.348 99.0 | 1:31.390 | |
| 2- | 28.456 114.1 | 38.324 100.5 | 25.623 99.3 | 1:32.403 | 5- | 27.624 116.7 | 37.381 101.1 | 25.182 99.7 | 1:30.187 | |
| 3- | 27.825 116.3 | 37.404 101.2 | 25.094 100.0 | 1:30.323 | 6- | 27.360 118.1 | 37.327 102.9 | 25.648 99.4 | 1:30.335 | |
| 4 | Philip WAKEFIELD | | PWR / Sandbach Scrap Metal | | | | | | | |
| 1- | Out 106.9 | 41.929 96.8 | 29.515 95.3 | 1:46.740 | 5- | 28.013 116.9 | 38.089 99.3 | 26.094 97.0 | 1:32.196 | |
| 2- | 28.823 115.1 | 39.998 96.6 | 27.416 97.7 | 1:36.237 | 6- | 28.107 115.5 | 38.731 98.8 | 25.700 98.7 | 1:32.538 | |
| 3- | 28.106 114.5 | 39.566 99.7 | 26.002 98.7 | 1:33.674 | 7- | 28.382 114.9 | 38.554 100.9 | 25.850 97.5 | 1:32.786 | |
| 4- | 27.955 115.7 | 37.993 100.0 | 25.934 97.8 | 1:31.882 | | | | | | |
| 6 | Martin GLOSSOP | | KRP / Bradley Smith Racing | | | | | | | |
| 1- | 30.173 109.1 | 41.142 93.2 | 28.437 90.3 | 1:39.752 | 4- | 27.860 119.8 | 38.523 99.9 | 26.151 100.5 | 1:32.534 | |
| 2- | 29.665 113.6 | 39.841 96.0 | 26.420 96.6 | 1:35.926 | 5- | 27.947 118.4 | 38.283 101.2 | 25.286 101.5 | 1:31.516 | |
| 3- | 28.657 115.9 | 38.770 99.7 | 25.865 97.7 | 1:33.292 | 6- | 27.379 117.9 | 37.507 103.7 | 24.772 102.3 | 1:29.658 | |
| 7 | Deane BROWN | | C Colin Appleyard / Macadam Racing | | | | | | | |
| 1- | Out 105.8 | 43.419 92.3 | 29.568 97.0 | 1:47.869 | 5- | 27.947 116.1 | 37.678 101.5 | 25.622 99.0 | 1:31.247 | |
| 2- | 29.809 113.0 | 38.892 99.7 | 26.852 99.4 | 1:35.553 | 6- | 27.677 116.5 | 37.444 102.0 | 25.170 100.9 | 1:30.291 | |
| 3- | 27.856 119.0 | 39.132 100.2 | 26.481 98.8 | 1:33.469 | 7- | 27.552 116.7 | 37.342 102.0 | 25.040 100.9 | 1:29.934 | |
| 4- | 28.200 119.0 | 39.640 97.5 | 25.693 101.7 | 1:33.533 | | | | | | |
| 8 | Brian CLARK | | Banks Racing/Express Racewear | | | | | | | |
| 1- | Out 115.5 | 40.068 96.1 | 26.920 99.9 | 1:39.147 | 4- | 28.015 117.1 | 37.716 104.2 | 25.738 100.6 | 1:31.469 | |
| 2- | 27.864 117.3 | 37.932 101.7 | 26.390 99.4 | 1:32.186 | 5- | 27.514 118.8 | 37.626 103.1 | 25.554 101.5 | 1:30.694 | |
| 3- | 27.530 118.8 | 37.615 102.0 | 25.927 100.6 | 1:31.072 | 6- | 27.841 119.6 | 37.653 104.2 | 25.513 101.1 | 1:31.007 | |
| 9 | Niall CAMPBELL | | C Kinpac Racing | | | | | | | |
| 1- | Out 103.9 | 44.569 96.0 | 30.966 97.0 | 1:52.186 | 5- | 29.151 113.4 | 39.718 98.5 | 26.732 94.4 | 1:35.601 | |
| 2- | 30.401 111.7 | 40.630 96.7 | 27.483 96.7 | 1:38.514 | 6- | 29.458 110.9 | 40.093 97.8 | 26.991 95.1 | 1:36.542 | |
| 3- | 29.230 110.9 | 40.077 101.1 | 27.472 95.1 | 1:36.779 | 7- | 29.778 110.2 | 40.751 97.7 | 26.939 94.4 | 1:37.468 | |
| 4- | 29.122 112.2 | 39.648 98.7 | 26.237 96.0 | 1:35.007 | | | | | | |
| 10 | Peter SUTHERLAND | | C Kinpac Racing | | | | | | | |
| 1- | Out 101.4 | 43.539 98.5 | 29.908 99.7 | 1:48.115 | 5- | 27.769 120.5 | 38.161 103.4 | 25.939 102.9 | 1:31.869 | |
| 2- | 29.105 111.3 | 39.435 102.5 | 27.044 101.2 | 1:35.584 | 6- | 28.690 118.1 | 38.631 103.4 | 25.806 102.5 | 1:33.127 | |
| 3- | 28.586 119.6 | 38.799 103.6 | 26.227 103.1 | 1:33.612 | 7- | 27.733 119.8 | 38.130 103.6 | 26.088 95.9 | 1:31.951 | |
| 4- | 28.443 120.5 | 38.554 102.3 | 26.483 102.9 | 1:33.480 | | | | | | |
| 11 | Tom WEEDEN | | C TABOO Motorsport Junior Team | | | | | | | |
| 1- | Out 109.7 | 42.557 99.4 | 30.889 94.8 | 1:46.789 | 3- | 29.289 114.7 | 38.513 102.0 | 26.211 99.7 | 1:34.013 | |
| 2- | 29.548 114.3 | 39.961 98.7 | 28.692 97.7 | 1:38.201 | | | | | | |
| 13 | Rob GUIVER | | SP125 / RG Racing | | | | | | | |
| 1- | 27.666 115.1 | 37.223 102.1 | 24.813 99.6 | 1:29.702 | 4- | 28.655 108.8 | 37.940 103.4 | 25.420 99.1 | 1:32.015 | |
| 2- | 27.280 116.1 | 36.820 103.4 | 24.928 99.7 | 1:29.028 | 5- | 27.765 116.9 | 37.651 101.1 | 25.350 99.3 | 1:30.766 | |
| 3- | 27.535 116.7 | 36.932 102.5 | 25.095 99.9 | 1:29.562 | 6- | 27.348 117.7 | 37.324 102.8 | 25.408 98.3 | 1:30.080 | |
| 16 | Shaun HORSMAN | | Symitry I.T. North | | | | | | | |
| 1- | Out 89.4 | 42.057 92.6 | 27.967 86.8 | 1:41.961 | 3- | 28.985 97.3 | 39.667 97.5 | 27.889 98.3 | 1:36.541 | |
| 2- | 31.823 89.4 | 40.439 95.3 | 27.282 94.8 | 1:39.544 | | | | | | |
| 19 | Michael HILL | | TABOO Motorsport | | | | | | | |
| 1- | Out 114.1 | 41.238 89.8 | 31.492 98.8 | 1:43.790 | 5- | 28.442 117.1 | 39.983 104.5 | 27.170 100.9 | 1:35.595 | |
| 2- | 28.628 120.5 | 39.825 98.4 | 26.429 101.5 | 1:34.882 | 6- | 27.931 117.3 | 37.922 103.2 | 25.661 102.6 | 1:31.514 | |
| 3- | 27.940 118.4 | 38.878 102.5 | 26.378 102.5 | 1:33.196 | 7- | 28.003 120.7 | 38.254 103.9 | 26.351 100.8 | 1:32.608 | |

Croft
Circuit Length = 2.1250 miles
Start: 12:15 End: 12:27

Weather / Track : Cloudy / Dry

MCRCB BULLETIN TK066

2009 Relentless British 125GP Championship & ACU Academy Cup

WARM-UP - SECTOR ANALYSIS

| | | | | | | | | | | | | | | | | |
|-----------|------------------------|--------|--------------|---------------|---------------|---------------|-------------------------------|----|---------------|---------------|---------------|---------------|---------------|---------------|-----------------|-----------------|
| 4- | 27.942 | 118.1 | 38.215 | 102.3 | <i>25.603</i> | 101.4 | 1:31.760 | | | | | | | | | |
| 21 | Tom STANFORD | | | | | | Stanford Racing | | | | | | | | | |
| 1- | Out | 108.9 | 44.962 | 94.1 | 30.009 | 92.1 | 1:49.323 | 3- | <i>29.308</i> | <i>113.2</i> | <i>40.164</i> | 91.1 | In | 1:34.876 | P | |
| 2- | | 30.259 | 112.4 | 40.436 | <i>94.8</i> | <i>27.383</i> | <i>94.7</i> | | | | | | | | | |
| 22 | Matthew PAULO | | | | | | C Paulo Racing | | | | | | | | | |
| 23 | Harry STAFFORD | | | | | | C RCS / BTB | | | | | | | | | |
| 1- | Out | 113.2 | 39.678 | 99.9 | 26.476 | <i>99.4</i> | 1:36.792 | 4- | <i>27.785</i> | <i>115.7</i> | 37.364 | <i>103.6</i> | <i>25.389</i> | 98.5 | 1:30.538 | |
| 2- | | 28.066 | 114.3 | 37.707 | 103.1 | 27.590 | 92.7 | 5- | 28.030 | 113.2 | 37.605 | 102.6 | 25.538 | 98.5 | 1:31.173 | |
| 3- | | 28.599 | 114.9 | 38.187 | 102.1 | 26.091 | 98.5 | 6- | 27.810 | 114.9 | <i>37.287</i> | 102.9 | 25.769 | 98.8 | 1:30.866 | |
| 24 | Ben BARRETT | | | | | | SP125Racing / Lowerdale Autos | | | | | | | | | |
| 1- | Out | 108.8 | 43.456 | 99.0 | 31.102 | 98.0 | 1:47.275 | 5- | 28.953 | 113.9 | <i>38.628</i> | 99.1 | <i>26.107</i> | 96.8 | 1:33.688 | |
| 2- | | 29.286 | <i>115.5</i> | 40.156 | 98.3 | 27.130 | 98.1 | 6- | 28.378 | 113.2 | 39.020 | 99.4 | 26.138 | 98.0 | 1:33.536 | |
| 3- | | 28.585 | 115.3 | 39.351 | 99.1 | 26.279 | <i>98.7</i> | 7- | <i>28.333</i> | 113.7 | 38.769 | <i>100.0</i> | 27.459 | 96.7 | 1:34.561 | |
| 4- | | 28.502 | 114.7 | 39.297 | <i>100.0</i> | 26.817 | 97.5 | | | | | | | | | |
| 26 | Nicole McALEER | | | | | | C Megabikes.ie | | | | | | | | | |
| 1- | Out | 110.2 | 41.500 | <i>99.0</i> | <i>28.030</i> | <i>100.2</i> | 1:42.862 | | | | | | | | | |
| 27 | Catherine GREEN | | | | | | www.cgracing27.co.uk | | | | | | | | | |
| 1- | Out | 113.4 | 41.096 | 97.4 | 29.110 | 96.1 | 1:43.138 | 4- | 28.310 | <i>119.2</i> | 37.896 | 101.5 | 26.200 | 99.9 | 1:32.406 | |
| 2- | | 28.949 | 115.5 | 41.038 | 96.6 | In | 1:36.981 | P | 5- | 28.082 | 118.1 | 38.170 | 101.2 | 26.080 | 99.9 | 1:32.332 |
| 3- | Out | 118.6 | 38.521 | 100.6 | 27.476 | <i>100.2</i> | 2:13.572 | | 6- | <i>27.794</i> | 118.4 | <i>37.831</i> | <i>101.8</i> | <i>25.857</i> | 97.1 | 1:31.482 |
| 28 | Jon VINCENT | | | | | | Molly / GRF Heavy Transport | | | | | | | | | |
| 1- | Out | 110.9 | 40.797 | 98.4 | 28.975 | 99.9 | 1:41.174 | 5- | 28.521 | <i>119.2</i> | 37.942 | <i>103.7</i> | <i>25.360</i> | 101.1 | 1:31.823 | |
| 2- | | 29.275 | 117.5 | 40.701 | 99.7 | 26.471 | <i>102.9</i> | 6- | 28.440 | 116.7 | 38.661 | 101.8 | 25.837 | 101.2 | 1:32.938 | |
| 3- | | 28.180 | 116.1 | 38.893 | 100.0 | 25.710 | 99.9 | 7- | <i>27.695</i> | 117.1 | 38.046 | 103.6 | 25.824 | 100.6 | 1:31.565 | |
| 4- | | 27.963 | 117.9 | <i>37.899</i> | 102.5 | 26.465 | 101.2 | | | | | | | | | |
| 29 | James LODGE | | | | | | KRP / Earnshaws Motorcycles | | | | | | | | | |
| 1- | | 29.860 | 107.2 | 41.238 | 91.7 | 27.342 | 92.9 | 4- | 27.744 | <i>120.1</i> | 38.349 | 103.4 | 25.392 | <i>101.8</i> | 1:31.485 | |
| 2- | | 29.288 | 108.6 | 39.756 | 97.8 | 26.706 | 99.0 | 5- | <i>27.102</i> | <i>120.1</i> | 37.187 | 103.9 | 25.294 | 101.2 | 1:29.583 | |
| 3- | | 28.091 | 116.3 | 38.403 | 100.0 | 25.921 | 101.7 | 6- | 27.369 | 119.4 | <i>36.783</i> | <i>104.2</i> | <i>25.042</i> | 101.2 | 1:29.194 | |
| 35 | Elliot LODGE | | | | | | C Spike Racing | | | | | | | | | |
| 1- | Out | 101.8 | 45.331 | 95.3 | 32.194 | 92.1 | 1:53.411 | 4- | 31.221 | 112.2 | 41.204 | 98.7 | 28.053 | 95.5 | 1:40.478 | |
| 2- | | 31.543 | 112.2 | 42.998 | 98.1 | In | 1:44.180 | P | 5- | 29.916 | <i>114.1</i> | 40.192 | <i>99.4</i> | 27.765 | <i>97.3</i> | 1:37.873 |
| 3- | Out | 112.2 | 42.095 | 96.3 | 29.088 | 96.1 | 2:45.590 | | 6- | <i>29.524</i> | 113.9 | <i>39.923</i> | 98.0 | <i>27.608</i> | <i>97.3</i> | 1:37.055 |
| 45 | Ewan GRAY | | | | | | C Ewan Gray Racing | | | | | | | | | |
| 1- | Out | 109.5 | 41.343 | 96.6 | 27.600 | 98.5 | 1:41.861 | 5- | 28.815 | 108.9 | <i>38.790</i> | 99.1 | 25.793 | 99.0 | 1:33.398 | |
| 2- | | 29.764 | 102.5 | 41.226 | 95.9 | 26.926 | 98.0 | 6- | 28.645 | 111.3 | 39.231 | <i>99.6</i> | 25.979 | 99.7 | 1:33.855 | |
| 3- | | 29.325 | 112.4 | 39.953 | 97.1 | 27.169 | <i>100.5</i> | 7- | <i>28.408</i> | 113.2 | 39.062 | 98.4 | <i>25.526</i> | 99.7 | 1:32.996 | |
| 4- | | 28.686 | <i>113.9</i> | 39.874 | 97.8 | 26.553 | 98.5 | | | | | | | | | |
| 46 | Ross WALKER | | | | | | C Ross Walker Racing | | | | | | | | | |
| 1- | Out | 103.4 | 44.949 | 94.0 | 28.802 | 88.3 | 1:47.728 | 5- | 28.157 | <i>119.2</i> | 38.234 | 102.1 | 25.545 | 100.0 | 1:31.936 | |
| 2- | | 29.177 | 114.9 | 39.798 | 99.4 | 26.719 | 99.9 | 6- | 27.509 | 116.9 | 37.910 | <i>103.2</i> | 25.447 | 100.6 | 1:30.866 | |
| 3- | | 28.599 | 114.3 | 39.476 | 102.8 | 26.361 | <i>102.5</i> | 7- | <i>27.470</i> | 116.5 | <i>37.884</i> | 102.9 | <i>25.324</i> | 100.2 | 1:30.678 | |
| 4- | | 27.835 | 117.3 | 39.823 | 100.2 | 25.625 | 100.5 | | | | | | | | | |
| 50 | Tim HASTINGS | | | | | | C KRP / Bradley Smith Racing | | | | | | | | | |
| 1- | Out | 98.8 | 45.253 | 86.9 | 29.011 | 84.6 | 1:50.727 | 5- | <i>27.706</i> | 121.1 | 38.209 | <i>104.4</i> | 26.063 | 101.2 | 1:31.978 | |
| 2- | | 31.150 | 105.5 | 41.696 | 92.9 | 29.381 | 86.0 | 6- | 27.787 | <i>122.5</i> | 39.193 | 102.9 | 25.680 | <i>105.0</i> | 1:32.660 | |
| 3- | | 30.620 | 104.0 | 41.394 | 99.4 | 25.885 | 100.0 | 7- | 28.015 | 121.1 | <i>37.874</i> | 100.3 | <i>25.604</i> | 101.2 | 1:31.493 | |
| 4- | | 28.441 | 122.0 | 37.911 | 104.2 | 25.707 | 100.0 | | | | | | | | | |

Croft
Circuit Length = 2.1250 miles
Start: 12:15 End: 12:27

Weather / Track : Cloudy / Dry

MCRCB BULLETIN TK066

2009 Relentless British 125GP Championship & ACU Academy Cup

WARM-UP - SECTOR ANALYSIS

| | | | | | | | | | | | | | | | | | |
|-----------|-------------------------|---------------|----------------------------|---------------|--------------|--------|--------------|----------|--------|---------------|---------------|---------------|--------------|---------------|--------------|-----------------|-----------------|
| 57 | Jamie FERGUSON | | Team Ferguson Racing | | | | | | | | | | | | | | |
| 1- | Out | 99.0 | 45.630 | 92.6 | 32.716 | 86.6 | 1:53.299 | 4- | 29.555 | 114.7 | 39.455 | <i>101.5</i> | 27.509 | 98.0 | 1:36.519 | | |
| 2- | | 31.445 | 104.2 | 42.373 | 94.9 | 30.018 | 97.1 | 1:43.836 | 5- | 28.824 | <i>115.9</i> | <i>39.121</i> | 101.2 | 27.182 | <i>100.2</i> | 1:35.127 | |
| 3- | | 30.095 | 109.3 | 40.790 | 97.5 | 27.966 | 98.4 | 1:38.851 | 6- | <i>28.498</i> | 113.4 | 39.171 | 100.8 | <i>27.038</i> | 99.0 | 1:34.707 | |
| 61 | Paul JORDAN | | KRP / Bradley Smith Racing | | | | | | | | | | | | | | |
| 66 | Tom HAYWARD | | KRP / Daniel Weston Racing | | | | | | | | | | | | | | |
| 1- | Out | 101.2 | 45.297 | 91.1 | In | | 1:49.488 | P | 4- | 28.989 | 120.7 | 39.014 | 102.6 | 25.723 | 100.6 | 1:33.726 | |
| 2- | Out | 98.0 | 40.899 | 98.1 | 28.332 | 93.1 | 2:24.951 | | 5- | 27.959 | 119.8 | 38.056 | 102.6 | 25.501 | <i>101.8</i> | 1:31.516 | |
| 3- | | 30.168 | 111.5 | 40.197 | 96.4 | 27.521 | 96.1 | 1:37.886 | 6- | <i>27.417</i> | <i>121.4</i> | <i>37.542</i> | <i>103.7</i> | <i>25.392</i> | 101.4 | 1:30.351 | |
| 72 | Connor BEHAN | | SP125 / Express Forklifts | | | | | | | | | | | | | | |
| 1- | Out | 112.0 | 42.150 | 95.1 | 27.003 | 96.8 | 1:41.242 | | 5- | 27.688 | 115.3 | 38.420 | 100.6 | 25.424 | 97.4 | 1:31.532 | |
| 2- | | 28.591 | 114.7 | 39.157 | 98.7 | 26.390 | 99.3 | 1:34.138 | 6- | 27.583 | 116.5 | 37.365 | <i>102.0</i> | 25.133 | 99.0 | 1:30.081 | |
| 3- | | 28.437 | 113.7 | 39.606 | 98.3 | 26.569 | 98.1 | 1:34.612 | 7- | <i>27.232</i> | <i>117.9</i> | <i>37.175</i> | <i>102.0</i> | <i>24.731</i> | <i>99.4</i> | 1:29.138 | |
| 4- | | 28.196 | 113.7 | 38.585 | 99.6 | 25.888 | 97.8 | 1:32.669 | | | | | | | | | |
| 75 | Richard FERGUSON | | C Team Ferguson Racing | | | | | | | | | | | | | | |
| 1- | | 29.507 | 112.2 | 41.868 | 98.5 | 27.116 | 99.6 | 1:38.491 | 4- | <i>28.739</i> | <i>116.9</i> | 40.141 | <i>101.8</i> | <i>26.624</i> | 100.3 | 1:35.504 | |
| 2- | | 29.091 | 113.0 | <i>39.967</i> | 100.6 | 27.929 | 100.0 | 1:36.987 | 5- | 29.613 | 113.0 | 41.009 | 101.7 | 26.913 | 100.0 | 1:37.535 | |
| 3- | | 29.109 | 116.3 | 40.622 | 97.8 | 27.012 | 101.1 | 1:36.743 | 6- | 29.496 | 111.7 | 40.814 | 100.5 | 26.988 | 100.8 | 1:37.298 | |
| 77 | Taylor MACKENZIE | | C MMCG Motorpoint | | | | | | | | | | | | | | |
| 1- | Out | 98.3 | 45.343 | 92.4 | 31.718 | 81.9 | 1:54.530 | | 4- | 28.477 | 118.4 | 38.757 | 102.1 | 26.352 | 100.8 | 1:33.586 | |
| 2- | | 32.484 | 96.0 | 42.296 | 93.5 | 31.491 | 84.2 | 1:46.271 | 5- | 27.893 | <i>118.6</i> | 38.319 | 102.9 | 26.061 | 100.9 | 1:32.273 | |
| 3- | | 31.057 | 102.1 | 41.855 | 89.7 | 27.828 | 100.9 | 1:40.740 | 6- | <i>27.833</i> | 117.5 | <i>38.228</i> | <i>103.6</i> | <i>25.437</i> | <i>101.7</i> | 1:31.498 | |
| 91 | Ian STANFORD | | Stanford Racing | | | | | | | | | | | | | | |
| 1- | Out | 106.5 | 44.528 | 93.9 | 29.919 | 98.0 | 1:48.079 | | 5- | 28.525 | <i>119.2</i> | 39.240 | 101.2 | 26.410 | 97.4 | 1:34.175 | |
| 2- | | 29.163 | 117.3 | 39.063 | 99.4 | 27.048 | 97.4 | 1:35.274 | 6- | 28.587 | 114.1 | <i>38.343</i> | 102.6 | 26.649 | 98.0 | 1:33.579 | |
| 3- | | 28.429 | 115.9 | 38.596 | <i>102.8</i> | 26.701 | 98.8 | 1:33.726 | 7- | <i>28.292</i> | 115.7 | 39.059 | 101.2 | <i>25.999</i> | 98.1 | 1:33.350 | |
| 4- | | 28.882 | 117.9 | 38.364 | 101.2 | 27.145 | <i>100.9</i> | 1:34.391 | | | | | | | | | |
| 93 | Danny KENT | | C Team Aztec GP | | | | | | | | | | | | | | |
| 1- | Out | 100.5 | 44.466 | 89.5 | 28.611 | 87.2 | 1:47.019 | | 5- | 28.859 | 111.3 | 38.378 | 98.4 | <i>25.030</i> | 97.8 | 1:32.267 | |
| 2- | | 30.520 | 105.8 | 41.509 | 91.4 | 27.824 | 92.4 | 1:39.853 | 6- | 27.943 | 116.1 | 37.377 | 100.2 | 25.552 | <i>99.3</i> | 1:30.872 | |
| 3- | | 29.426 | 110.6 | 40.232 | 92.2 | 26.697 | 93.6 | 1:36.355 | 7- | <i>27.325</i> | <i>116.9</i> | <i>36.876</i> | <i>102.5</i> | 25.786 | | 1:29.987 | |
| 4- | | 28.130 | 113.7 | 39.703 | 93.5 | 26.683 | 93.7 | 1:34.516 | | | | | | | | | |
| 96 | Ryan SAXELBY | | RS Racing | | | | | | | | | | | | | | |
| 1- | Out | 114.9 | 42.459 | 99.7 | 30.258 | 97.1 | 1:43.604 | | 5- | 28.686 | 118.1 | 39.171 | 100.6 | 26.017 | 97.8 | 1:33.874 | |
| 2- | | 29.480 | <i>118.6</i> | 40.659 | 101.2 | 28.246 | 95.5 | 1:38.385 | 6- | 28.292 | 113.6 | 39.021 | 102.5 | <i>25.872</i> | <i>101.2</i> | 1:33.185 | |
| 3- | | 28.541 | 116.9 | 39.557 | 101.7 | 26.049 | 99.6 | 1:34.147 | 7- | 28.274 | 117.7 | <i>38.743</i> | <i>103.4</i> | 26.525 | 100.6 | 1:33.542 | |
| 4- | | <i>28.156</i> | 118.4 | 39.282 | 101.8 | 26.000 | 100.0 | 1:33.438 | | | | | | | | | |
| 99 | Kasey WYATT | | C Repli-Cast UK | | | | | | | | | | | | | | |
| 1- | | 29.678 | 109.8 | 43.366 | 79.5 | 28.082 | 96.3 | 1:41.126 | 4- | 29.391 | 111.7 | 40.775 | <i>98.3</i> | <i>26.504</i> | <i>97.1</i> | 1:36.670 | |
| 2- | | 29.432 | 112.4 | <i>40.022</i> | 97.8 | In | | 1:36.426 | P | 5- | <i>28.995</i> | 112.4 | 40.493 | 98.0 | 26.960 | 95.5 | 1:36.448 |
| 3- | Out | <i>114.1</i> | 40.500 | 98.1 | 27.430 | 95.3 | 2:31.831 | | | | | | | | | | |

Croft
Circuit Length = 2.1250 miles
Start: 12:15 End: 12:27

Weather / Track : Cloudy / Dry

MCRCB BULLETIN TK067

2009 Relentless British 125GP Championship & ACU Academy Cup

WARM-UP - SPEED TRAPS

| SECTOR 1 | | | | SECTOR 2 | | | FINISH LINE | | |
|----------|----|------------------|-------|----------|------------------|-------|-------------|------------------|-------|
| POS | NO | NAME | MPH | NO | NAME | MPH | NO | NAME | MPH |
| 1 | 1 | Matthew HOYLE | 123.6 | 1 | Matthew HOYLE | 104.7 | 50 | Tim HASTINGS | 105.0 |
| 2 | 50 | Tim HASTINGS | 122.5 | 19 | Michael HILL | 104.5 | 10 | Peter SUTHERLAND | 103.1 |
| 3 | 66 | Tom HAYWARD | 121.4 | 50 | Tim HASTINGS | 104.4 | 28 | Jon VINCENT | 102.9 |
| 4 | 19 | Michael HILL | 120.7 | 8 | Brian CLARK | 104.2 | 1 | Matthew HOYLE | 102.6 |
| 5 | 10 | Peter SUTHERLAND | 120.5 | 29 | James LODGE | 104.2 | 19 | Michael HILL | 102.6 |
| 6 | 2 | Robbie STEWART | 120.1 | 6 | Martin GLOSSOP | 103.7 | 46 | Ross WALKER | 102.5 |
| 7 | 29 | James LODGE | 120.1 | 28 | Jon VINCENT | 103.7 | 6 | Martin GLOSSOP | 102.3 |
| 8 | 6 | Martin GLOSSOP | 119.8 | 66 | Tom HAYWARD | 103.7 | 29 | James LODGE | 101.8 |
| 9 | 8 | Brian CLARK | 119.6 | 10 | Peter SUTHERLAND | 103.6 | 66 | Tom HAYWARD | 101.8 |
| 10 | 27 | Catherine GREEN | 119.2 | 23 | Harry STAFFORD | 103.6 | 7 | Deane BROWN | 101.7 |
| 11 | 28 | Jon VINCENT | 119.2 | 77 | Taylor MACKENZIE | 103.6 | 77 | Taylor MACKENZIE | 101.7 |
| 12 | 46 | Ross WALKER | 119.2 | 13 | Rob GUIVER | 103.4 | 8 | Brian CLARK | 101.5 |
| 13 | 91 | Ian STANFORD | 119.2 | 96 | Ryan SAXELBY | 103.4 | 75 | Richard FERGUSON | 101.4 |
| 14 | 7 | Deane BROWN | 119.0 | 46 | Ross WALKER | 103.2 | 96 | Ryan SAXELBY | 101.2 |
| 15 | 77 | Taylor MACKENZIE | 118.6 | 2 | Robbie STEWART | 102.9 | 91 | Ian STANFORD | 100.9 |
| 16 | 96 | Ryan SAXELBY | 118.6 | 91 | Ian STANFORD | 102.8 | 45 | Ewan GRAY | 100.5 |
| 17 | 72 | Connor BEHAN | 117.9 | 93 | Danny KENT | 102.5 | 26 | Nicole McALEER | 100.2 |
| 18 | 13 | Rob GUIVER | 117.7 | 7 | Deane BROWN | 102.0 | 27 | Catherine GREEN | 100.2 |
| 19 | 4 | Philip WAKEFIELD | 116.9 | 11 | Tom WEEDEN | 102.0 | 57 | Jamie FERGUSON | 100.2 |
| 20 | 75 | Richard FERGUSON | 116.9 | 72 | Connor BEHAN | 102.0 | 2 | Robbie STEWART | 100.0 |
| 21 | 93 | Danny KENT | 116.9 | 27 | Catherine GREEN | 101.8 | 13 | Rob GUIVER | 99.9 |
| 22 | 57 | Jamie FERGUSON | 115.9 | 75 | Richard FERGUSON | 101.8 | 11 | Tom WEEDEN | 99.7 |
| 23 | 23 | Harry STAFFORD | 115.7 | 57 | Jamie FERGUSON | 101.5 | 23 | Harry STAFFORD | 99.4 |
| 24 | 24 | Ben BARRETT | 115.5 | 9 | Niall CAMPBELL | 101.1 | 72 | Connor BEHAN | 99.4 |
| 25 | 11 | Tom WEEDEN | 114.7 | 4 | Philip WAKEFIELD | 100.9 | 93 | Danny KENT | 99.3 |
| 26 | 16 | Shaun HORSMAN | 114.5 | 24 | Ben BARRETT | 100.0 | 4 | Philip WAKEFIELD | 98.7 |
| 27 | 35 | Elliot LODGE | 114.1 | 45 | Ewan GRAY | 99.6 | 24 | Ben BARRETT | 98.7 |
| 28 | 99 | Kasey WYATT | 114.1 | 35 | Elliot LODGE | 99.4 | 16 | Shaun HORSMAN | 98.3 |
| 29 | 45 | Ewan GRAY | 113.9 | 26 | Nicole McALEER | 99.0 | 35 | Elliot LODGE | 97.3 |
| 30 | 9 | Niall CAMPBELL | 113.4 | 99 | Kasey WYATT | 98.3 | 99 | Kasey WYATT | 97.1 |
| 31 | 21 | Tom STANFORD | 113.2 | 16 | Shaun HORSMAN | 97.5 | 9 | Niall CAMPBELL | 97.0 |
| 32 | 26 | Nicole McALEER | 110.7 | 21 | Tom STANFORD | 94.8 | 21 | Tom STANFORD | 94.7 |

Weather / Track : Cloudy / Dry

www.tsl-timing.com

Croft
Circuit Length = 2.1250 miles
Start: 12:15 End: 12:27

Printed - 12.28 Sunday, 13 September 2009

MCRCB BULLETIN TK068

2009 Relentless British 125GP Championship & ACU Academy Cup

WARM-UP - BEST SECTOR TIMES

| SECTOR 1 | | | SECTOR 2 | | | SECTOR 3 | | | IDEAL / BEST COMPARISON | | | | | | |
|----------|----|------------|----------|----|------------|----------|----|------------|-------------------------|-----|--------------------|------------|-----------------|----------|-------|
| POS | NO | NAME | TIME | NO | NAME | TIME | NO | NAME | TIME | POS | NO | NAME | IDEAL | BEST | DIFF |
| 1 | 29 | LODGE | 27.102 | 29 | LODGE | 36.783 | 72 | BEHAN | 24.731 | 1 | 13 | GUIVER | 1:28.913 | 1:29.028 | 0.115 |
| 2 | 72 | BEHAN | 27.232 | 13 | GUIVER | 36.820 | 6 | GLOSSOP | 24.772 | 2 | 29 | LODGE | 1:28.927 | 1:29.194 | 0.267 |
| 3 | 13 | GUIVER | 27.280 | 93 | KENT | 36.876 | 13 | GUIVER | 24.813 | 3 | 72 | BEHAN | 1:29.138 | 1:29.138 | 0.000 |
| 4 | 93 | KENT | 27.325 | 72 | BEHAN | 37.175 | 93 | KENT | 25.030 | 4 | 93 | KENT | 1:29.231 | 1:29.987 | 0.756 |
| 5 | 2 | STEWART | 27.360 | 23 | STAFFORD | 37.287 | 7 | BROWN | 25.040 | 5 | 6 | GLOSSOP | 1:29.658 | 1:29.658 | 0.000 |
| 6 | 6 | GLOSSOP | 27.379 | 2 | STEWART | 37.327 | 29 | LODGE | 25.042 | 6 | 2 | STEWART | 1:29.781 | 1:30.187 | 0.406 |
| 7 | 66 | HAYWARD | 27.417 | 7 | BROWN | 37.342 | 2 | STEWART | 25.094 | 7 | 7 | BROWN | 1:29.934 | 1:29.934 | 0.000 |
| 8 | 46 | WALKER | 27.470 | 1 | HOYLE | 37.418 | 1 | HOYLE | 25.111 | 8 | 1 | HOYLE | 1:30.124 | 1:30.229 | 0.105 |
| 9 | 8 | CLARK | 27.514 | 6 | GLOSSOP | 37.507 | 46 | WALKER | 25.324 | 9 | 66 | HAYWARD | 1:30.351 | 1:30.351 | 0.000 |
| 10 | 7 | BROWN | 27.552 | 66 | HAYWARD | 37.542 | 28 | VINCENT | 25.360 | 10 | 23 | STAFFORD | 1:30.461 | 1:30.538 | 0.077 |
| 11 | 1 | HOYLE | 27.595 | 8 | CLARK | 37.615 | 23 | STAFFORD | 25.389 | 11 | 8 | CLARK | 1:30.642 | 1:30.694 | 0.052 |
| 12 | 28 | VINCENT | 27.695 | 27 | GREEN | 37.831 | 66 | HAYWARD | 25.392 | 12 | 46 | WALKER | 1:30.678 | 1:30.678 | 0.000 |
| 13 | 50 | HASTINGS | 27.706 | 50 | HASTINGS | 37.874 | 77 | MACKENZIE | 25.437 | 13 | 28 | VINCENT | 1:30.954 | 1:31.565 | 0.611 |
| 14 | 10 | SUTHERLAND | 27.733 | 46 | WALKER | 37.884 | 8 | CLARK | 25.513 | 14 | 50 | HASTINGS | 1:31.184 | 1:31.493 | 0.309 |
| 15 | 23 | STAFFORD | 27.785 | 28 | VINCENT | 37.899 | 45 | GRAY | 25.526 | 15 | 19 | HILL | 1:31.456 | 1:31.514 | 0.058 |
| 16 | 27 | GREEN | 27.794 | 19 | HILL | 37.922 | 19 | HILL | 25.603 | 16 | 27 | GREEN | 1:31.482 | 1:31.482 | 0.000 |
| 17 | 77 | MACKENZIE | 27.833 | 4 | WAKEFIELD | 37.993 | 50 | HASTINGS | 25.604 | 17 | 77 | MACKENZIE | 1:31.498 | 1:31.498 | 0.000 |
| 18 | 19 | HILL | 27.931 | 10 | SUTHERLAND | 38.130 | 4 | WAKEFIELD | 25.700 | 18 | 4 | WAKEFIELD | 1:31.648 | 1:31.882 | 0.234 |
| 19 | 4 | WAKEFIELD | 27.955 | 77 | MACKENZIE | 38.228 | 10 | SUTHERLAND | 25.806 | 19 | 10 | SUTHERLAND | 1:31.669 | 1:31.869 | 0.200 |
| 20 | 96 | SAXELBY | 28.156 | 91 | STANFORD | 38.343 | 27 | GREEN | 25.857 | 20 | 91 | STANFORD | 1:32.634 | 1:33.350 | 0.716 |
| 21 | 91 | STANFORD | 28.292 | 11 | WEEDEN | 38.513 | 96 | SAXELBY | 25.872 | 21 | 45 | GRAY | 1:32.724 | 1:32.996 | 0.272 |
| 22 | 24 | BARRETT | 28.333 | 24 | BARRETT | 38.628 | 91 | STANFORD | 25.999 | 22 | 96 | SAXELBY | 1:32.771 | 1:33.185 | 0.414 |
| 23 | 45 | GRAY | 28.408 | 96 | SAXELBY | 38.743 | 24 | BARRETT | 26.107 | 23 | 24 | BARRETT | 1:33.068 | 1:33.536 | 0.468 |
| 24 | 57 | FERGUSON | 28.498 | 45 | GRAY | 38.790 | 11 | WEEDEN | 26.211 | 24 | 11 | WEEDEN | 1:34.013 | 1:34.013 | 0.000 |
| 25 | 75 | FERGUSON | 28.739 | 57 | FERGUSON | 39.121 | 9 | CAMPBELL | 26.237 | 25 | 57 | FERGUSON | 1:34.657 | 1:34.707 | 0.050 |
| 26 | 16 | HORSMAN | 28.834 | 9 | CAMPBELL | 39.648 | 99 | WYATT | 26.504 | 26 | 9 | CAMPBELL | 1:35.007 | 1:35.007 | 0.000 |
| 27 | 99 | WYATT | 28.995 | 16 | HORSMAN | 39.667 | 75 | FERGUSON | 26.624 | 27 | 75 | FERGUSON | 1:35.330 | 1:35.504 | 0.174 |
| 28 | 9 | CAMPBELL | 29.122 | 35 | LODGE | 39.923 | 57 | FERGUSON | 27.038 | 28 | 99 | WYATT | 1:35.521 | 1:36.448 | 0.927 |
| 29 | 11 | WEEDEN | 29.289 | 75 | FERGUSON | 39.967 | 16 | HORSMAN | 27.282 | 29 | 16 | HORSMAN | 1:35.783 | 1:36.541 | 0.758 |
| 30 | 21 | STANFORD | 29.308 | 99 | WYATT | 40.022 | 21 | STANFORD | 27.383 | 30 | 21 | STANFORD | 1:36.855 | 1:38.078 | 1.223 |
| 31 | 35 | LODGE | 29.524 | 21 | STANFORD | 40.164 | 35 | LODGE | 27.608 | 31 | 35 | LODGE | 1:37.055 | 1:37.055 | 0.000 |
| 32 | 26 | McALEER | 30.581 | 26 | McALEER | 40.235 | 26 | McALEER | 28.030 | 32 | 26 | McALEER | 1:38.846 | | |
| | | | | | | | | | | | Perfect Lap | | 1:28.616 | | |

Croft
Circuit Length = 2.1250 miles
Start: 12:15 End: 12:27

Weather / Track : Cloudy / Dry

www.tsl-timing.com


Printed - 12.28 Sunday, 13 September 2009

MCRCB BULLETIN TK069

2009 Relentless British 125GP Championship & ACU Academy Cup

RACE 2 - FINAL GRID

| | | | | | | | | | |
|-------|----------|------------------|------------------|--------------|------------------|-----------------|----------------|----------------|----------------|
| ROW 9 | | 1:35.322 | | 1:34.634 | | 1:34.435 | | | |
| | | 35 | Elliot LODGE | 75 | Richard FERGUSON | 9 | Niall CAMPBELL | | |
| ROW 8 | 1:34.165 | | 1:32.574 | | 1:32.485 | | 1:32.265 | | |
| | 21 | Tom STANFORD | 91 | Ian STANFORD | 99 | Kasey WYATT | 57 | Jamie FERGUSON | |
| ROW 7 | | 1:32.265 | | 1:32.022 | | 1:31.770 | | 1:30.802 | |
| | | 45 | Ewan GRAY | 22 | Matthew PAULO | 96 | Ryan SAXELBY | 11 | Tom WEEDEN |
| ROW 6 | 1:30.430 | | 1:30.220 | | 1:29.926 | | 1:29.915 | | |
| | 10 | Peter SUTHERLAND | 24 | Ben BARRETT | 16 | Shaun HORSMAN | 26 | Nicole McALEER | |
| ROW 5 | | 1:29.913 | | 1:29.870 | | 1:29.680 | | 1:29.318 | |
| | | 4 | Philip WAKEFIELD | 19 | Michael HILL | 28 | Jon VINCENT | 23 | Harry STAFFORD |
| ROW 4 | 1:29.279 | | 1:29.248 | | 1:29.070 | | 1:28.809 | | |
| | 61 | Paul JORDAN | 46 | Ross WALKER | 27 | Catherine GREEN | 7 | Deane BROWN | |
| ROW 3 | | 1:28.797 | | 1:28.672 | | 1:28.576 | | 1:28.566 | |
| | | 52 | Adam BLACKLOCK | 77 | Taylor MACKENZIE | 66 | Tom HAYWARD | 1 | Matthew HOYLE |
| ROW 2 | 1:28.211 | | 1:28.158 | | 1:28.116 | | 1:28.087 | | |
| | 29 | James LODGE | 72 | Connor BEHAN | 8 | Brian CLARK | 50 | Tim HASTINGS | |
| ROW 1 | | 1:27.926 | | 1:27.847 | | 1:27.723 | | 1:27.506 | |
| | | 93 | Danny KENT | 2 | Robbie STEWART | 13 | Rob GUIVER | 6 | Martin GLOSSOP |
| | | | | | | | | Pole | |



Croft
Circuit Length = 2.1250 miles

Race Director :

Stewards :

Timekeeper :

MCRCB BULLETIN TK094

2009 Relentless British 125GP Championship & ACU Academy Cup RACE 2 - CLASSIFICATION

| POS | NO | CL | NAME | ENTRY | LAPS | TIME | GAP | DIFF | MPH | BEST | ON |
|-----|----|----|------------------|---|------|-----------|----------|--------|-------|----------|----|
| 1 | 72 | | Connor BEHAN | Honda - SP125 / Express Forklifts | 14 | 20:47.591 | | | 85.84 | 1:28.150 | 8 |
| 2 | 8 | | Brian CLARK | Honda - Banks Racing/Express Racewear | 14 | 20:48.121 | 0.530 | 0.530 | 85.81 | 1:28.335 | 4 |
| 3 | 50 | C | Tim HASTINGS | Honda - KRP / Bradley Smith Racing | 14 | 20:52.588 | 4.997 | 4.467 | 85.50 | 1:28.411 | 9 |
| 4 | 1 | | Matthew HOYLE | Honda - sp125racing / Mackrory Demolition | 14 | 20:57.769 | 10.178 | 5.181 | 85.15 | 1:28.150 | 9 |
| 5 | 7 | C | Deane BROWN | Honda - Colin Appleyard / Macadam Racing | 14 | 21:02.713 | 15.122 | 4.944 | 84.81 | 1:29.014 | 11 |
| 6 | 29 | | James LODGE | Honda - KRP / Earnshaws Motorcycles | 14 | 21:03.329 | 15.738 | 0.616 | 84.77 | 1:28.975 | 7 |
| 7 | 52 | C | Adam BLACKLOCK | Honda - Repli-Cast UK | 14 | 21:03.479 | 15.888 | 0.150 | 84.76 | 1:29.144 | 10 |
| 8 | 23 | C | Harry STAFFORD | Honda - RCS / BTB | 14 | 21:05.020 | 17.429 | 1.541 | 84.66 | 1:29.101 | 7 |
| 9 | 77 | C | Taylor MACKENZIE | Honda - MMCG Motorpoint | 14 | 21:06.000 | 18.409 | 0.980 | 84.59 | 1:29.500 | 4 |
| 10 | 61 | | Paul JORDAN | Honda - KRP / Bradley Smith Racing | 14 | 21:06.216 | 18.625 | 0.216 | 84.58 | 1:28.932 | 11 |
| 11 | 27 | | Catherine GREEN | Honda - www.cgracing27.co.uk | 14 | 21:06.672 | 19.081 | 0.456 | 84.55 | 1:28.944 | 8 |
| 12 | 46 | C | Ross WALKER | Honda - Ross Walker Racing | 14 | 21:22.982 | 35.391 | 16.310 | 83.47 | 1:29.952 | 11 |
| 13 | 10 | C | Peter SUTHERLAND | Aprillia - Kinpac Racing | 14 | 21:24.137 | 36.546 | 1.155 | 83.40 | 1:30.294 | 14 |
| 14 | 28 | | Jon VINCENT | Honda - Molly / GRF Heavy Transport | 14 | 21:27.140 | 39.549 | 3.003 | 83.20 | 1:30.584 | 11 |
| 15 | 11 | C | Tom WEEDEN | Honda - TABOO Motorsport Junior Team | 14 | 21:27.904 | 40.313 | 0.764 | 83.15 | 1:30.283 | 10 |
| 16 | 4 | | Philip WAKEFIELD | Honda - PWR / Sandbach Scrap Metal | 14 | 21:30.031 | 42.440 | 2.127 | 83.02 | 1:30.270 | 10 |
| 17 | 24 | | Ben BARRETT | Honda - SP125Racing / Lowerdale Autos | 14 | 21:34.699 | 47.108 | 4.668 | 82.72 | 1:30.756 | 7 |
| 18 | 16 | | Shaun HORSMAN | Honda - Symitry I.T. North | 14 | 21:35.348 | 47.757 | 0.649 | 82.68 | 1:31.281 | 8 |
| 19 | 96 | | Ryan SAXELBY | Honda - RS Racing | 14 | 21:40.473 | 52.882 | 5.125 | 82.35 | 1:31.289 | 7 |
| 20 | 91 | | Ian STANFORD | Honda - Stanford Racing | 14 | 21:41.199 | 53.608 | 0.726 | 82.30 | 1:30.973 | 4 |
| 21 | 57 | | Jamie FERGUSON | Honda - Team Ferguson Racing | 14 | 22:05.185 | 1:17.594 | 23.986 | 80.81 | 1:32.867 | 8 |
| 22 | 21 | | Tom STANFORD | Honda - Stanford Racing | 14 | 22:08.553 | 1:20.962 | 3.368 | 80.61 | 1:33.652 | 10 |
| 23 | 75 | C | Richard FERGUSON | Honda - Team Ferguson Racing | 14 | 22:08.694 | 1:21.103 | 0.141 | 80.60 | 1:33.616 | 7 |
| 24 | 9 | C | Niall CAMPBELL | Honda - Kinpac Racing | 13 | 20:54.110 | 1 lap | 1 lap | 79.30 | 1:34.855 | 11 |

NOT CLASSIFIED

| | | | | | | | | | | | |
|-----|----|---|----------------|---|----|-----------|---------|----------|-------|----------|----|
| DNF | 19 | | Michael HILL | Honda - TABOO Motorsport | 13 | 19:54.083 | 1 lap | | 83.28 | 1:30.602 | 9 |
| DNF | 2 | | Robbie STEWART | Honda - Repli-Cast UK | 12 | 17:49.726 | 2 laps | 1 lap | 85.81 | 1:27.995 | 4 |
| DNF | 35 | C | Elliot LODGE | Honda - Spike Racing | 12 | 19:17.688 | 2 laps | 1:27.962 | 79.29 | 1:34.627 | 10 |
| DNF | 66 | | Tom HAYWARD | Honda - KRP / Daniel Weston Racing | 11 | 16:21.866 | 3 laps | 1 lap | 85.70 | 1:28.061 | 4 |
| DNF | 26 | C | Nicole McALEER | Honda - Megabikes.ie | 11 | 16:48.548 | 3 laps | 26.682 | 83.43 | 1:29.043 | 10 |
| DNF | 45 | C | Ewan GRAY | Honda - Ewan Gray Racing | 11 | 17:11.724 | 3 laps | 23.176 | 81.56 | 1:31.924 | 3 |
| DNF | 99 | C | Kasey WYATT | Honda - Repli-Cast UK | 11 | 17:15.068 | 3 laps | 3.344 | 81.30 | 1:32.232 | 10 |
| DNF | 22 | C | Matthew PAULO | Honda - Paulo Racing | 3 | 4:49.734 | 11 laps | 8 laps | 79.21 | 1:33.247 | 2 |
| DNF | 6 | | Martin GLOSSOP | Seel Honda - KRP / Bradley Smith Racing | 0 | | | | | | |
| DNF | 13 | | Rob GUIVER | Honda - SP125 / RG Racing | 0 | | | | | | |
| DNF | 93 | C | Danny KENT | Honda - Team Aztec GP | 0 | | | | | | |

FASTEST LAP

| | | | | | | | | |
|----|---|--|----------------|------------------------------------|---|----------|-----------|------------|
| 2 | | | Robbie STEWART | Honda - Repli-Cast UK | 4 | 1:27.995 | 86.93 mph | 139.91 kph |
| 50 | C | | Tim HASTINGS | Honda - KRP / Bradley Smith Racing | 9 | 1:28.411 | 86.52 mph | 139.25 kph |

Weather / Track : Cloudy / Dry

These results are provisional until the conclusion of any judicial and technical matters.

Croft
Circuit Length = 2.1250 miles
Start: 14:17 End: 14:39

| | | |
|-----------------|------------|--------------|
| Race Director : | Stewards : | Timekeeper : |
|-----------------|------------|--------------|

2009 Relentless British 125GP Championship & ACU Academy Cup

RACE 2 - LAP CHART

| Lap 1 | | | Lap 2 | | | Lap 3 | | | Lap 4 | | | Lap 5 | | |
|-------|--------|----------|-------|--------|----------|-------|--------|----------|-------|--------|----------|-------|--------|----------|
| No | Behind | Laptime | No | Behind | Laptime | No | Behind | Laptime | No | Behind | Laptime | No | Behind | Laptime |
| 50 | | 1:34.210 | 50 | | 1:29.573 | 50 | | 1:29.252 | 8 | | 1:28.335 | 8 | | 1:28.946 |
| 8 | 1.192 | 1:35.402 | 8 | 0.478 | 1:28.859 | 8 | 0.067 | 1:28.841 | 72 | 0.432 | 1:28.532 | 72 | 0.098 | 1:28.612 |
| 66 | 1.672 | 1:35.882 | 72 | 1.142 | 1:28.773 | 72 | 0.302 | 1:28.412 | 50 | 0.570 | 1:28.972 | 66 | 0.436 | 1:28.627 |
| 72 | 1.942 | 1:36.152 | 66 | 1.429 | 1:29.330 | 66 | 1.096 | 1:28.919 | 66 | 0.755 | 1:28.061 | 50 | 0.466 | 1:28.842 |
| 1 | 2.350 | 1:36.560 | 1 | 1.898 | 1:29.121 | 2 | 1.444 | 1:28.345 | 2 | 1.037 | 1:27.995 | 2 | 0.758 | 1:28.667 |
| 2 | 2.565 | 1:36.775 | 2 | 2.351 | 1:29.359 | 1 | 1.638 | 1:28.992 | 1 | 1.786 | 1:28.550 | 1 | 1.662 | 1:28.822 |
| 7 | 3.359 | 1:37.569 | 7 | 3.845 | 1:30.059 | 7 | 3.956 | 1:29.363 | 7 | 4.974 | 1:29.420 | 7 | 5.793 | 1:29.765 |
| 29 | 3.362 | 1:37.572 | 52 | 4.171 | 1:29.899 | 52 | 4.627 | 1:29.708 | 77 | 5.837 | 1:29.500 | 77 | 6.962 | 1:30.071 |
| 52 | 3.845 | 1:38.055 | 77 | 4.426 | 1:30.094 | 77 | 4.739 | 1:29.565 | 52 | 6.064 | 1:29.839 | 52 | 7.043 | 1:29.925 |
| 77 | 3.905 | 1:38.115 | 61 | 4.715 | 1:29.829 | 61 | 5.043 | 1:29.580 | 61 | 6.667 | 1:30.026 | 61 | 7.789 | 1:30.068 |
| 61 | 4.459 | 1:38.669 | 27 | 5.355 | 1:30.335 | 23 | 5.665 | 1:29.206 | 23 | 6.699 | 1:29.436 | 23 | 7.924 | 1:30.171 |
| 27 | 4.593 | 1:38.803 | 29 | 5.705 | 1:31.916 | 27 | 6.456 | 1:30.353 | 27 | 7.662 | 1:29.608 | 27 | 8.410 | 1:29.694 |
| 23 | 4.944 | 1:39.154 | 23 | 5.711 | 1:30.340 | 29 | 7.095 | 1:30.642 | 29 | 8.135 | 1:29.442 | 29 | 8.789 | 1:29.600 |
| 46 | 5.163 | 1:39.373 | 46 | 6.722 | 1:31.132 | 46 | 8.129 | 1:30.659 | 46 | 11.201 | 1:31.474 | 46 | 13.936 | 1:31.681 |
| 28 | 5.395 | 1:39.605 | 96 | 7.296 | 1:31.290 | 96 | 10.072 | 1:32.028 | 28 | 14.047 | 1:32.345 | 19 | 16.772 | 1:31.345 |
| 96 | 5.579 | 1:39.789 | 28 | 7.648 | 1:31.826 | 28 | 10.104 | 1:31.708 | 11 | 14.223 | 1:31.613 | 11 | 16.992 | 1:31.715 |
| 19 | 5.974 | 1:40.184 | 19 | 8.115 | 1:31.714 | 19 | 10.393 | 1:31.530 | 19 | 14.373 | 1:32.382 | 28 | 17.304 | 1:32.203 |
| 4 | 6.636 | 1:40.846 | 11 | 8.981 | 1:31.652 | 11 | 11.012 | 1:31.283 | 4 | 14.732 | 1:31.715 | 4 | 17.641 | 1:31.855 |
| 11 | 6.902 | 1:41.112 | 4 | 9.335 | 1:32.272 | 4 | 11.419 | 1:31.336 | 96 | 14.778 | 1:33.108 | 10 | 17.679 | 1:31.549 |
| 10 | 7.031 | 1:41.241 | 10 | 9.637 | 1:32.179 | 10 | 11.602 | 1:31.217 | 10 | 15.076 | 1:31.876 | 26 | 17.991 | 1:31.515 |
| 26 | 7.793 | 1:42.003 | 26 | 10.377 | 1:32.157 | 26 | 12.382 | 1:31.257 | 26 | 15.422 | 1:31.442 | 96 | 18.531 | 1:32.699 |
| 22 | 8.376 | 1:42.586 | 16 | 11.318 | 1:32.019 | 16 | 13.991 | 1:31.925 | 16 | 17.217 | 1:31.628 | 16 | 20.243 | 1:31.972 |
| 16 | 8.872 | 1:43.082 | 22 | 12.050 | 1:33.247 | 91 | 15.625 | 1:32.076 | 91 | 18.196 | 1:30.973 | 91 | 20.409 | 1:31.159 |
| 99 | 9.657 | 1:43.867 | 91 | 12.801 | 1:32.484 | 24 | 16.221 | 1:32.114 | 24 | 19.063 | 1:31.244 | 24 | 21.763 | 1:31.646 |
| 91 | 9.890 | 1:44.100 | 24 | 13.359 | 1:32.479 | 45 | 16.406 | 1:31.924 | 45 | 20.541 | 1:32.537 | 45 | 24.163 | 1:32.568 |
| 45 | 9.892 | 1:44.102 | 99 | 13.730 | 1:33.646 | 22 | 16.699 | 1:33.901 | 99 | 22.444 | 1:33.485 | 99 | 26.934 | 1:33.436 |
| 24 | 10.453 | 1:44.663 | 45 | 13.734 | 1:33.415 | 99 | 17.361 | 1:32.883 | 57 | 26.147 | 1:33.736 | 57 | 30.330 | 1:33.129 |
| 57 | 11.084 | 1:45.294 | 57 | 15.774 | 1:34.263 | 57 | 20.813 | 1:34.291 | 21 | 26.523 | 1:33.797 | 21 | 31.429 | 1:33.852 |
| 21 | 11.344 | 1:45.554 | 75 | 16.183 | 1:34.408 | 75 | 20.984 | 1:34.053 | 75 | 26.888 | 1:34.306 | 75 | 32.123 | 1:34.181 |
| 75 | 11.348 | 1:45.558 | 21 | 16.310 | 1:34.539 | 21 | 21.128 | 1:34.070 | 9 | 31.813 | 1:35.968 | 9 | 38.755 | 1:35.888 |
| 9 | 12.624 | 1:46.834 | 9 | 18.378 | 1:35.327 | 9 | 24.247 | 1:35.121 | 35 | 34.783 | 1:36.308 | 35 | 41.335 | 1:35.498 |
| 35 | 13.011 | 1:47.221 | 35 | 19.745 | 1:36.307 | 35 | 26.877 | 1:36.384 | | | | | | |

2009 Relentless British 125GP Championship & ACU Academy Cup

RACE 2 - LAP CHART

| Lap 6 | | | Lap 7 | | | Lap 8 | | | Lap 9 | | | Lap 10 | | |
|-------|--------|----------|-------|--------|----------|-------|----------|----------|-------|----------|----------|--------|----------|----------|
| No | Behind | Laptime | No | Behind | Laptime | No | Behind | Laptime | No | Behind | Laptime | No | Behind | Laptime |
| 72 | | 1:28.213 | 72 | | 1:28.784 | 72 | | 1:28.150 | 72 | | 1:28.646 | 72 | | 1:28.522 |
| 8 | 0.263 | 1:28.574 | 8 | 0.492 | 1:29.013 | 8 | 0.734 | 1:28.392 | 8 | 0.487 | 1:28.399 | 8 | 0.344 | 1:28.379 |
| 66 | 0.424 | 1:28.299 | 2 | 0.667 | 1:28.838 | 2 | 0.984 | 1:28.467 | 2 | 0.672 | 1:28.334 | 66 | 0.681 | 1:28.385 |
| 2 | 0.613 | 1:28.166 | 66 | 0.709 | 1:29.069 | 66 | 1.060 | 1:28.501 | 66 | 0.818 | 1:28.404 | 2 | 0.701 | 1:28.551 |
| 50 | 1.064 | 1:28.909 | 50 | 1.165 | 1:28.885 | 1 | 1.546 | 1:28.206 | 1 | 1.050 | 1:28.150 | 1 | 0.886 | 1:28.358 |
| 1 | 1.937 | 1:28.586 | 1 | 1.490 | 1:28.337 | 50 | 1.560 | 1:28.545 | 50 | 1.325 | 1:28.411 | 50 | 1.233 | 1:28.430 |
| 7 | 7.771 | 1:30.289 | 52 | 8.716 | 1:29.492 | 52 | 9.938 | 1:29.372 | 52 | 10.900 | 1:29.608 | 52 | 11.522 | 1:29.144 |
| 52 | 8.008 | 1:29.276 | 7 | 8.791 | 1:29.804 | 23 | 10.074 | 1:29.124 | 61 | 11.272 | 1:29.285 | 7 | 12.030 | 1:29.225 |
| 77 | 8.163 | 1:29.512 | 23 | 9.100 | 1:29.101 | 7 | 10.125 | 1:29.484 | 7 | 11.327 | 1:29.848 | 61 | 12.928 | 1:30.178 |
| 23 | 8.783 | 1:29.170 | 77 | 9.310 | 1:29.931 | 61 | 10.633 | 1:29.024 | 23 | 11.757 | 1:30.329 | 29 | 13.097 | 1:29.558 |
| 61 | 9.275 | 1:29.797 | 61 | 9.759 | 1:29.268 | 29 | 11.081 | 1:29.048 | 29 | 12.061 | 1:29.626 | 23 | 13.126 | 1:29.891 |
| 27 | 9.762 | 1:29.663 | 29 | 10.183 | 1:28.975 | 77 | 11.178 | 1:30.018 | 77 | 12.161 | 1:29.629 | 77 | 13.154 | 1:29.515 |
| 29 | 9.992 | 1:29.514 | 27 | 10.901 | 1:29.923 | 27 | 11.695 | 1:28.944 | 27 | 12.482 | 1:29.433 | 27 | 13.588 | 1:29.628 |
| 46 | 16.807 | 1:31.182 | 46 | 18.807 | 1:30.784 | 46 | 21.412 | 1:30.755 | 46 | 23.259 | 1:30.493 | 26 | 25.504 | 1:29.043 |
| 19 | 19.744 | 1:31.283 | 19 | 21.808 | 1:30.848 | 26 | 23.903 | 1:29.887 | 26 | 24.983 | 1:29.726 | 46 | 25.772 | 1:31.035 |
| 11 | 19.870 | 1:31.189 | 10 | 22.005 | 1:30.784 | 19 | 24.343 | 1:30.685 | 19 | 26.299 | 1:30.602 | 19 | 28.828 | 1:31.051 |
| 10 | 20.005 | 1:30.637 | 26 | 22.166 | 1:30.303 | 10 | 25.208 | 1:31.353 | 10 | 26.871 | 1:30.309 | 10 | 28.882 | 1:30.533 |
| 26 | 20.647 | 1:30.967 | 11 | 22.652 | 1:31.566 | 11 | 25.536 | 1:31.034 | 11 | 27.466 | 1:30.576 | 11 | 29.227 | 1:30.283 |
| 28 | 21.031 | 1:32.038 | 4 | 23.087 | 1:30.812 | 4 | 25.695 | 1:30.758 | 28 | 27.754 | 1:30.585 | 4 | 29.640 | 1:30.270 |
| 4 | 21.059 | 1:31.729 | 28 | 23.273 | 1:31.026 | 28 | 25.815 | 1:30.692 | 4 | 27.892 | 1:30.843 | 28 | 29.923 | 1:30.691 |
| 96 | 21.837 | 1:31.617 | 96 | 24.342 | 1:31.289 | 96 | 28.817 | 1:32.625 | 24 | 32.729 | 1:31.830 | 24 | 35.424 | 1:31.217 |
| 16 | 23.775 | 1:31.843 | 16 | 26.373 | 1:31.382 | 16 | 29.504 | 1:31.281 | 16 | 33.009 | 1:32.151 | 16 | 36.181 | 1:31.694 |
| 91 | 23.905 | 1:31.807 | 24 | 26.593 | 1:30.756 | 24 | 29.545 | 1:31.102 | 96 | 33.039 | 1:32.868 | 91 | 37.027 | 1:32.022 |
| 24 | 24.621 | 1:31.169 | 91 | 26.749 | 1:31.628 | 91 | 30.124 | 1:31.525 | 91 | 33.527 | 1:32.049 | 96 | 37.393 | 1:32.876 |
| 45 | 28.415 | 1:32.563 | 45 | 32.236 | 1:32.605 | 45 | 36.533 | 1:32.447 | 45 | 41.081 | 1:33.194 | 45 | 45.610 | 1:33.051 |
| 99 | 31.966 | 1:33.343 | 99 | 36.320 | 1:33.138 | 99 | 41.233 | 1:33.063 | 99 | 44.910 | 1:32.323 | 99 | 48.620 | 1:32.232 |
| 57 | 36.032 | 1:34.013 | 57 | 40.259 | 1:33.011 | 57 | 44.976 | 1:32.867 | 57 | 49.905 | 1:33.575 | 57 | 54.589 | 1:33.206 |
| 21 | 37.245 | 1:34.127 | 21 | 42.146 | 1:33.685 | 21 | 48.019 | 1:34.023 | 21 | 53.605 | 1:34.232 | 21 | 58.735 | 1:33.652 |
| 75 | 37.958 | 1:34.146 | 75 | 42.790 | 1:33.616 | 75 | 48.470 | 1:33.830 | 75 | 54.065 | 1:34.241 | 75 | 59.373 | 1:33.830 |
| 9 | 46.576 | 1:36.132 | 9 | 53.593 | 1:35.801 | 9 | 1:00.570 | 1:35.127 | 35 | 1:06.918 | 1:34.840 | 35 | 1:13.023 | 1:34.627 |
| 35 | 48.384 | 1:35.360 | 35 | 54.245 | 1:34.645 | 35 | 1:00.724 | 1:34.629 | 9 | 1:07.228 | 1:35.304 | 9 | 1:13.569 | 1:34.863 |

Croft
 Circuit Length = 2.1250 miles
 Start: 14:17 End: 14:39

MCRCB BULLETIN TK095

2009 Relentless British 125GP Championship & ACU Academy Cup

RACE 2 - LAP CHART

| Lap 11 | | | Lap 12 | | | Lap 13 | | | Lap 14 | | |
|--------|----------|------------|--------|----------|----------|--------|----------|----------|--------|----------|----------|
| No | Behind | Laptime | No | Behind | Laptime | No | Behind | Laptime | No | Behind | Laptime |
| 72 | | 1:28.367 | 72 | | 1:28.360 | 72 | | 1:28.872 | 72 | | 1:29.196 |
| 8 | 0.365 | 1:28.388 | 2 | 0.203 | 1:28.019 | 8 | 0.448 | 1:28.670 | 8 | 0.530 | 1:29.278 |
| 2 | 0.544 | 1:28.210 | 8 | 0.650 | 1:28.645 | 50 | 3.736 | 1:29.896 | 50 | 4.997 | 1:30.457 |
| 66 | 0.703 | 1:28.389 | 50 | 2.712 | 1:29.731 | 1 | 9.714 | 1:29.534 | 9 | 1 LAP | 1:36.929 |
| 1 | 0.817 | 1:28.298 | 1 | 9.052 | 1:36.595 | 52 | 14.599 | 1:29.668 | 1 | 10.178 | 1:29.660 |
| 50 | 1.341 | 1:28.475 | 52 | 13.803 | 1:29.660 | 7 | 15.031 | 1:29.830 | 7 | 15.122 | 1:29.287 |
| 52 | 12.503 | 1:29.348 | 7 | 14.073 | 1:29.756 | 29 | 15.554 | 1:29.741 | 29 | 15.738 | 1:29.380 |
| 7 | 12.677 | 1:29.014 | 29 | 14.685 | 1:29.251 | 23 | 16.961 | 1:30.689 | 52 | 15.888 | 1:30.485 |
| 61 | 13.493 | 1:28.932 | 61 | 14.893 | 1:29.760 | 61 | 17.086 | 1:31.065 | 23 | 17.429 | 1:29.664 |
| 29 | 13.794 | 1:29.064 | 23 | 15.144 | 1:29.409 | 77 | 17.184 | 1:30.478 | 77 | 18.409 | 1:30.421 |
| 23 | 14.095 | 1:29.336 | 77 | 15.578 | 1:29.591 | 27 | 17.708 | 1:30.266 | 61 | 18.625 | 1:30.735 |
| 77 | 14.347 | 1:29.560 | 27 | 16.314 | 1:29.861 | 46 | 32.989 | 1:31.619 | 27 | 19.081 | 1:30.569 |
| 27 | 14.813 | 1:29.592 | 46 | 30.242 | 1:31.245 | 10 | 35.448 | 1:30.724 | 46 | 35.391 | 1:31.598 |
| 46 | 27.357 | 1:29.952 | 10 | 33.596 | 1:31.047 | 19 | 35.688 | 1:30.648 | 10 | 36.546 | 1:30.294 |
| 26 | 27.385 | 1:30.248 | 19 | 33.912 | 1:30.867 | 28 | 37.066 | 1:31.018 | 28 | 39.549 | 1:31.679 |
| 10 | 30.909 | 1:30.394 | 11 | 34.226 | 1:30.671 | 11 | 37.187 | 1:31.833 | 11 | 40.313 | 1:32.322 |
| 19 | 31.405 | 1:30.944 | 4 | 34.484 | 1:31.007 | 4 | 37.614 | 1:32.002 | 4 | 42.440 | 1:34.022 |
| 4 | 31.837 | 1:30.564 | 28 | 34.920 | 1:31.140 | 24 | 44.791 | 1:31.421 | 24 | 47.108 | 1:31.513 |
| 11 | 31.915 | 1:31.055 | 24 | 42.242 | 1:32.427 | 16 | 45.369 | 1:31.558 | 16 | 47.757 | 1:31.584 |
| 28 | 32.140 | 1:30.584 | 16 | 42.683 | 1:31.928 | 96 | 49.289 | 1:32.778 | 96 | 52.882 | 1:32.789 |
| 24 | 38.175 | 1:31.118 | 91 | 45.175 | 1:33.049 | 91 | 49.632 | 1:33.329 | 91 | 53.608 | 1:33.172 |
| 16 | 39.115 | 1:31.301 | 96 | 45.383 | 1:32.953 | 57 | 1:11.734 | 1:34.618 | 57 | 1:17.594 | 1:35.056 |
| 91 | 40.486 | 1:31.826 | 57 | 1:05.988 | 1:34.622 | 21 | 1:15.456 | 1:33.967 | 21 | 1:20.962 | 1:34.702 |
| 96 | 40.790 | 1:31.764 | 21 | 1:10.361 | 1:34.564 | 75 | 1:16.222 | 1:33.836 | 75 | 1:21.103 | 1:34.077 |
| 45 | 50.561 | 1:33.318 | 75 | 1:11.258 | 1:34.835 | | | | | | |
| 99 | 53.905 | 1:33.652 P | 9 | 1:27.658 | 1:35.961 | | | | | | |
| 57 | 59.726 | 1:33.504 | 35 | 1:28.165 | 1:35.961 | | | | | | |
| 21 | 1:04.157 | 1:33.789 | | | | | | | | | |
| 75 | 1:04.783 | 1:33.777 | | | | | | | | | |
| 9 | 1:20.057 | 1:34.855 | | | | | | | | | |
| 35 | 1:20.564 | 1:35.908 | | | | | | | | | |

MCRCB BULLETIN TK096

2009 Relentless British 125GP Championship & ACU Academy Cup

RACE 2 - POSITION CHART

| No | Name | Pos | Laps | | | | | | | | | | | | | | |
|----|------------------|-----|------|----|----|----|----|----|----|----|----|----|----|----|----|----|----|
| | | | 1 | 2 | 3 | 4 | 5 | 6 | 7 | 8 | 9 | 10 | 11 | 12 | 13 | 14 | |
| 50 | Tim HASTINGS | 1 | 50 | 50 | 50 | 8 | 8 | 72 | 72 | 72 | 72 | 72 | 72 | 72 | 72 | 72 | 72 |
| 8 | Brian CLARK | 2 | 8 | 8 | 8 | 72 | 72 | 8 | 8 | 8 | 8 | 8 | 8 | 2 | 8 | 8 | |
| 66 | Tom HAYWARD | 3 | 66 | 72 | 72 | 50 | 66 | 66 | 2 | 2 | 2 | 66 | 2 | 8 | 50 | 50 | |
| 72 | Connor BEHAN | 4 | 72 | 66 | 66 | 66 | 50 | 2 | 66 | 66 | 66 | 2 | 66 | 50 | 1 | 1 | |
| 1 | Matthew HOYLE | 5 | 1 | 1 | 2 | 2 | 2 | 50 | 50 | 1 | 1 | 1 | 1 | 1 | 52 | 7 | |
| 2 | Robbie STEWART | 6 | 2 | 2 | 1 | 1 | 1 | 1 | 1 | 50 | 50 | 50 | 50 | 52 | 7 | 29 | |
| 7 | Deane BROWN | 7 | 7 | 7 | 7 | 7 | 7 | 7 | 52 | 52 | 52 | 52 | 52 | 7 | 29 | 52 | |
| 29 | James LODGE | 8 | 29 | 52 | 52 | 77 | 77 | 52 | 7 | 23 | 61 | 7 | 7 | 29 | 23 | 23 | |
| 52 | Adam BLACKLOCK | 9 | 52 | 77 | 77 | 52 | 52 | 77 | 23 | 7 | 7 | 61 | 61 | 61 | 61 | 77 | |
| 77 | Taylor MACKENZIE | 10 | 77 | 61 | 61 | 61 | 61 | 23 | 77 | 61 | 23 | 29 | 29 | 23 | 77 | 61 | |
| 61 | Paul JORDAN | 11 | 61 | 27 | 23 | 23 | 23 | 61 | 61 | 29 | 29 | 23 | 23 | 77 | 27 | 27 | |
| 27 | Catherine GREEN | 12 | 27 | 29 | 27 | 27 | 27 | 27 | 29 | 77 | 77 | 77 | 77 | 27 | 46 | 46 | |
| 23 | Harry STAFFORD | 13 | 23 | 23 | 29 | 29 | 29 | 29 | 27 | 27 | 27 | 27 | 27 | 46 | 10 | 10 | |
| 46 | Ross WALKER | 14 | 46 | 46 | 46 | 46 | 46 | 46 | 46 | 46 | 46 | 26 | 46 | 10 | 19 | 28 | |
| 28 | Jon VINCENT | 15 | 28 | 96 | 96 | 28 | 19 | 19 | 19 | 26 | 26 | 46 | 26 | 19 | 28 | 11 | |
| 96 | Ryan SAXELBY | 16 | 96 | 28 | 28 | 11 | 11 | 11 | 10 | 19 | 19 | 19 | 10 | 11 | 11 | 4 | |
| 19 | Michael HILL | 17 | 19 | 19 | 19 | 19 | 28 | 10 | 26 | 10 | 10 | 10 | 19 | 4 | 4 | 24 | |
| 4 | Philip WAKEFIELD | 18 | 4 | 11 | 11 | 4 | 4 | 26 | 11 | 11 | 11 | 11 | 4 | 28 | 24 | 16 | |
| 11 | Tom WEEDEN | 19 | 11 | 4 | 4 | 96 | 10 | 28 | 4 | 4 | 28 | 4 | 11 | 24 | 16 | 96 | |
| 10 | Peter SUTHERLAND | 20 | 10 | 10 | 10 | 10 | 26 | 4 | 28 | 28 | 4 | 28 | 28 | 16 | 96 | 91 | |
| 26 | Nicole McALEER | 21 | 26 | 26 | 26 | 26 | 96 | 96 | 96 | 96 | 24 | 24 | 24 | 91 | 91 | 57 | |
| 22 | Matthew PAULO | 22 | 22 | 16 | 16 | 16 | 16 | 16 | 16 | 16 | 16 | 16 | 16 | 96 | 57 | 21 | |
| 16 | Shaun HORSMAN | 23 | 16 | 22 | 91 | 91 | 91 | 91 | 24 | 24 | 96 | 91 | 91 | 57 | 21 | 75 | |
| 99 | Kasey WYATT | 24 | 99 | 91 | 24 | 24 | 24 | 24 | 91 | 91 | 91 | 96 | 96 | 21 | 75 | | |
| 91 | Ian STANFORD | 25 | 91 | 24 | 45 | 45 | 45 | 45 | 45 | 45 | 45 | 45 | 45 | 75 | 9 | | |
| 45 | Ewan GRAY | 26 | 45 | 99 | 22 | 99 | 99 | 99 | 99 | 99 | 99 | 99 | 99 | 9 | | | |
| 24 | Ben BARRETT | 27 | 24 | 45 | 99 | 57 | 57 | 57 | 57 | 57 | 57 | 57 | 57 | 57 | 35 | | |
| 57 | Jamie FERGUSON | 28 | 57 | 57 | 57 | 21 | 21 | 21 | 21 | 21 | 21 | 21 | 21 | | | | |
| 21 | Tom STANFORD | 29 | 21 | 75 | 75 | 75 | 75 | 75 | 75 | 75 | 75 | 75 | 75 | | | | |
| 75 | Richard FERGUSON | 30 | 75 | 21 | 21 | 9 | 9 | 9 | 9 | 9 | 35 | 35 | 9 | | | | |
| 9 | Niall CAMPBELL | 31 | 9 | 9 | 9 | 35 | 35 | 35 | 35 | 35 | 9 | 9 | 35 | | | | |
| 35 | Elliot LODGE | 32 | 35 | 35 | 35 | | | | | | | | | | | | |

Croft
 Circuit Length = 2.1250 miles
 Start: 14:17 End: 14:39

Weather / Track : Cloudy / Dry

MCRCB BULLETIN TK097

2009 Relentless British 125GP Championship & ACU Academy Cup

RACE 2 - SECTOR ANALYSIS

| | | | | | | | | | | | | | | | |
|-----------|--|--------------|---------------|--------------|---------------|--------------|-----------------|---------------|---------------|---------------|---------------|---------------|---------------|--------------|-----------------|
| 1 | Matthew HOYLE sp125racing / Mackrory Demolition | | | | | | | | | | | | | | |
| 1- | 121.1 | 37.696 | 104.4 | 25.488 | 102.6 | 1:36.560 | 8- | 26.922 | 123.8 | <i>36.474</i> | 106.2 | 24.810 | 105.8 | 1:28.206 | |
| 2- | 27.151 | 123.1 | 37.039 | 104.4 | 24.931 | 105.2 | 1:29.121 | 9- | 26.876 | 121.6 | 36.484 | 105.8 | 24.790 | 105.8 | 1:28.150 |
| 3- | 27.136 | 122.0 | 36.776 | 104.9 | 25.080 | 105.2 | 1:28.992 | 10- | 26.863 | 124.5 | 36.581 | 105.0 | 24.914 | 104.4 | 1:28.358 |
| 4- | 26.943 | 123.4 | 36.699 | 105.0 | 24.908 | 104.4 | 1:28.550 | 11- | <i>26.802</i> | <i>125.9</i> | 36.728 | <i>107.2</i> | 24.768 | <i>107.4</i> | 1:28.298 |
| 5- | 27.124 | 123.8 | 36.910 | 104.2 | 24.788 | 104.4 | 1:28.822 | 12- | 32.278 | 79.5 | 39.395 | 104.9 | 24.922 | 102.5 | 1:36.595 |
| 6- | 26.883 | 123.6 | 36.924 | 104.7 | 24.779 | 105.4 | 1:28.586 | 13- | 27.452 | 121.1 | 37.247 | 105.2 | 24.835 | 102.3 | 1:29.534 |
| 7- | 26.846 | 123.1 | 36.895 | 104.2 | <i>24.596</i> | 104.9 | 1:28.337 | 14- | 27.466 | 120.9 | 37.329 | 105.7 | 24.865 | 101.7 | 1:29.660 |
| 2 | Robbie STEWART Repli-Cast UK | | | | | | | | | | | | | | |
| 1- | 117.3 | 37.741 | 102.5 | 24.940 | 102.3 | 1:36.775 | 7- | 26.986 | <i>122.0</i> | 36.988 | 104.0 | 24.864 | 102.0 | 1:28.838 | |
| 2- | 27.110 | 120.5 | 36.989 | 103.9 | 25.260 | 102.5 | 1:29.359 | 8- | 26.824 | 120.9 | 36.950 | 103.1 | 24.693 | 102.0 | 1:28.467 |
| 3- | 26.945 | 119.6 | 36.716 | 102.9 | 24.684 | 102.1 | 1:28.345 | 9- | 26.759 | 120.3 | 36.628 | 104.4 | 24.947 | 102.3 | 1:28.334 |
| 4- | 26.871 | 120.3 | <i>36.352</i> | 103.2 | 24.772 | 103.1 | 1:27.995 | 10- | 26.864 | 120.5 | 36.670 | 104.5 | 25.017 | 100.6 | 1:28.551 |
| 5- | 27.201 | 119.6 | 36.664 | 102.9 | 24.802 | 101.5 | 1:28.667 | 11- | 26.855 | 121.6 | 36.800 | <i>104.9</i> | 24.555 | 102.5 | 1:28.210 |
| 6- | 26.932 | <i>122.0</i> | 36.686 | 104.0 | <i>24.548</i> | <i>103.2</i> | 1:28.166 | 12- | <i>26.654</i> | 121.1 | 36.765 | 104.0 | 24.600 | 100.5 | 1:28.019 |
| 4 | Philip WAKEFIELD PWR / Sandbach Scrap Metal | | | | | | | | | | | | | | |
| 1- | 113.6 | 38.569 | 99.7 | 26.159 | 98.5 | 1:40.846 | 8- | <i>27.298</i> | 118.4 | 37.933 | 100.6 | 25.527 | 99.6 | 1:30.758 | |
| 2- | 28.025 | 115.9 | 38.518 | 99.4 | 25.729 | 98.8 | 1:32.272 | 9- | 27.714 | 115.9 | <i>37.395</i> | <i>100.9</i> | 25.734 | <i>100.5</i> | 1:30.843 |
| 3- | 27.703 | 117.3 | 37.820 | 99.4 | 25.813 | 99.3 | 1:31.336 | 10- | 27.558 | 117.3 | 37.529 | 100.2 | <i>25.183</i> | 99.7 | 1:30.270 |
| 4- | 27.653 | 116.9 | 38.195 | 99.7 | 25.867 | 98.7 | 1:31.715 | 11- | 27.467 | <i>119.0</i> | 37.430 | 100.6 | 25.667 | 98.4 | 1:30.564 |
| 5- | 28.088 | 116.9 | 37.952 | 99.9 | 25.815 | 98.5 | 1:31.855 | 12- | 27.945 | 116.3 | 37.668 | 100.6 | 25.394 | 98.1 | 1:31.007 |
| 6- | 28.016 | 117.5 | 37.443 | <i>100.9</i> | 26.270 | 99.0 | 1:31.729 | 13- | 27.733 | 117.1 | 37.957 | 97.7 | 26.312 | 97.5 | 1:32.002 |
| 7- | 27.746 | 117.7 | 37.652 | 100.8 | 25.414 | 99.3 | 1:30.812 | 14- | 28.643 | 115.1 | 39.220 | 98.1 | 26.159 | 96.3 | 1:34.022 |
| 6 | Martin GLOSSOP KRP / Bradley Smith Racing | | | | | | | | | | | | | | |
| 7 | Deane BROWN C Colin Appleyard / Macadam Racing | | | | | | | | | | | | | | |
| 1- | 114.7 | 38.075 | 103.9 | 25.351 | 100.6 | 1:37.569 | 8- | 27.401 | 117.7 | 37.434 | 103.4 | 24.649 | <i>104.0</i> | 1:29.484 | |
| 2- | 27.457 | 118.1 | <i>36.929</i> | 103.6 | 25.673 | 99.3 | 1:30.059 | 9- | 27.443 | 117.9 | 37.446 | 102.1 | 24.959 | 102.5 | 1:29.848 |
| 3- | 27.348 | 117.1 | 37.199 | 102.6 | 24.816 | 100.8 | 1:29.363 | 10- | 27.275 | 118.4 | 37.206 | 102.9 | 24.744 | 101.2 | 1:29.225 |
| 4- | 27.318 | 117.5 | 37.091 | 102.3 | 25.011 | 101.1 | 1:29.420 | 11- | 27.216 | 117.5 | 37.056 | 103.7 | 24.742 | 102.1 | 1:29.014 |
| 5- | 27.557 | 116.9 | 37.129 | 101.4 | 25.079 | 99.6 | 1:29.765 | 12- | 27.790 | 117.5 | 37.147 | 103.2 | 24.819 | 101.1 | 1:29.756 |
| 6- | 27.431 | 116.3 | 37.556 | 102.1 | 25.302 | 99.4 | 1:30.289 | 13- | 27.234 | <i>119.0</i> | 37.703 | 103.6 | 24.893 | 100.9 | 1:29.830 |
| 7- | 27.554 | 116.3 | 37.632 | 101.1 | <i>24.618</i> | 102.5 | 1:29.804 | 14- | <i>27.198</i> | <i>119.0</i> | 37.412 | <i>105.2</i> | 24.677 | 100.3 | 1:29.287 |
| 8 | Brian CLARK Banks Racing/Express Racewear | | | | | | | | | | | | | | |
| 1- | 116.1 | 37.164 | 103.6 | 25.107 | 102.3 | 1:35.402 | 8- | 26.955 | 118.6 | 36.735 | 103.9 | <i>24.702</i> | 101.8 | 1:28.392 | |
| 2- | 27.311 | 118.1 | 36.725 | 104.7 | 24.823 | <i>103.1</i> | 1:28.859 | 9- | <i>26.896</i> | 118.8 | <i>36.384</i> | 105.7 | 25.119 | 102.5 | 1:28.379 |
| 3- | 27.162 | 118.1 | 36.885 | 104.2 | 24.794 | 102.9 | 1:28.841 | 10- | 26.904 | 119.0 | 36.601 | 105.2 | 24.874 | 100.9 | 1:28.399 |
| 4- | 26.900 | 118.6 | 36.429 | 103.7 | 25.006 | 101.1 | 1:28.335 | 11- | 26.896 | 119.6 | 36.592 | 105.5 | 24.900 | 100.8 | 1:28.388 |
| 5- | 27.299 | 117.3 | 36.651 | 103.7 | 24.996 | 101.2 | 1:28.946 | 12- | 27.098 | <i>121.4</i> | 36.839 | 105.0 | 24.708 | 101.2 | 1:28.645 |
| 6- | 26.952 | 119.4 | 36.649 | 103.9 | 24.973 | 100.8 | 1:28.574 | 13- | 27.057 | <i>121.4</i> | 36.890 | 104.9 | 24.723 | 101.5 | 1:28.670 |
| 7- | 27.084 | 120.1 | 37.029 | 104.7 | 24.900 | 101.8 | 1:29.013 | 14- | 27.681 | 119.4 | 36.562 | <i>105.8</i> | 25.035 | 95.5 | 1:29.278 |
| 9 | Niall CAMPBELL C Kinpac Racing | | | | | | | | | | | | | | |
| 1- | 110.7 | 41.354 | <i>98.5</i> | 26.557 | <i>96.8</i> | 1:46.834 | 8- | 28.976 | 110.9 | 39.977 | 97.8 | 26.174 | 94.9 | 1:35.127 | |
| 2- | 29.291 | 111.7 | 39.590 | 98.4 | 26.446 | 96.6 | 1:35.327 | 9- | 29.363 | <i>113.0</i> | 39.771 | 98.4 | 26.170 | 96.0 | 1:35.304 |
| 3- | 29.335 | 111.5 | <i>39.540</i> | 98.3 | 26.246 | 96.1 | 1:35.121 | 10- | 29.071 | <i>113.0</i> | 39.760 | 98.3 | <i>26.032</i> | 95.9 | 1:34.863 |
| 4- | 29.256 | 111.1 | 40.080 | 98.0 | 26.632 | 95.7 | 1:35.968 | 11- | <i>28.930</i> | 111.1 | 39.867 | <i>98.5</i> | 26.058 | 93.9 | 1:34.855 |
| 5- | 29.472 | 112.0 | 39.951 | 97.8 | 26.465 | 94.9 | 1:35.888 | 12- | 29.488 | 110.7 | 40.065 | 98.3 | 26.408 | 94.1 | 1:35.961 |
| 6- | 29.199 | 111.3 | 40.316 | 96.3 | 26.617 | 95.1 | 1:36.132 | 13- | 29.514 | 112.2 | 40.085 | 95.7 | 27.330 | 92.8 | 1:36.929 |
| 7- | 29.404 | 109.5 | 39.888 | 97.0 | 26.509 | 94.1 | 1:35.801 | | | | | | | | |
| 10 | Peter SUTHERLAND C Kinpac Racing | | | | | | | | | | | | | | |
| 1- | 117.9 | 38.822 | 103.7 | 26.336 | 103.7 | 1:41.241 | 8- | 27.768 | 120.5 | 37.925 | 104.4 | 25.660 | 103.6 | 1:31.353 | |
| 2- | 28.183 | 121.8 | 38.167 | 101.4 | 25.829 | 104.5 | 1:32.179 | 9- | 27.424 | 120.5 | 37.632 | 104.2 | 25.253 | 104.2 | 1:30.309 |
| 3- | 27.714 | <i>122.7</i> | 37.808 | 102.9 | 25.695 | 104.5 | 1:31.217 | 10- | 27.488 | 121.1 | 37.603 | 104.5 | 25.442 | 103.9 | 1:30.533 |
| 4- | 27.911 | 122.0 | 38.331 | 104.2 | 25.634 | <i>104.9</i> | 1:31.876 | 11- | 27.461 | 120.7 | 37.732 | 104.2 | <i>25.201</i> | 103.7 | 1:30.394 |
| 5- | 27.792 | 118.6 | 38.125 | 104.0 | 25.632 | 103.7 | 1:31.549 | 12- | 27.586 | 120.5 | 37.983 | 103.9 | 25.478 | 101.7 | 1:31.047 |
| 6- | 27.684 | 122.2 | <i>37.470</i> | <i>105.0</i> | 25.483 | 103.9 | 1:30.637 | 13- | 27.622 | 121.6 | 37.850 | 103.9 | 25.252 | 103.2 | 1:30.724 |

Croft
Circuit Length = 2.1250 miles
Start: 14:17 End: 14:39

Weather / Track : Cloudy / Dry

MCRCB BULLETIN TK097

2009 Relentless British 125GP Championship & ACU Academy Cup

RACE 2 - SECTOR ANALYSIS

| | | | | | | | | | | | | | | | |
|-----------|-----------------------|--------------|--------------------------------------|--------------|-------------------------------------|--------------|-----------------|---------------|---------------|---------------|---------------|--------------|---------------|-----------------|-----------------|
| 7- | 27.551 | 121.1 | 37.923 | 104.0 | 25.310 | 104.0 | 1:30.784 | 14- | <i>27.260</i> | 122.0 | 37.782 | 103.9 | 25.252 | 103.4 | 1:30.294 |
| 11 | Tom WEEDEN | | C | | TABOO Motorsport Junior Team | | | | | | | | | | |
| 1- | 116.3 | 38.681 | 104.0 | 26.134 | 101.4 | 1:41.112 | 8- | 27.577 | 118.4 | 37.563 | 104.2 | 25.894 | 101.2 | 1:31.034 | |
| 2- | 27.897 | <i>119.2</i> | 38.028 | 102.3 | 25.727 | 101.7 | 1:31.652 | 9- | 27.673 | 116.3 | 37.153 | 104.4 | 25.750 | 101.5 | 1:30.576 |
| 3- | 27.872 | 116.3 | 37.668 | 103.4 | 25.743 | 101.5 | 1:31.283 | 10- | 27.544 | 116.7 | <i>37.148</i> | <i>104.9</i> | 25.591 | 101.8 | 1:30.283 |
| 4- | <i>27.523</i> | 118.8 | 38.272 | 104.2 | 25.818 | 100.6 | 1:31.613 | 11- | 27.752 | 117.9 | 37.752 | 103.9 | 25.551 | 102.1 | 1:31.055 |
| 5- | 28.014 | 115.1 | 37.695 | 102.9 | 26.006 | 101.4 | 1:31.715 | 12- | 27.596 | 116.9 | 37.550 | 104.7 | <i>25.525</i> | 100.0 | 1:30.671 |
| 6- | 27.768 | 117.1 | 37.645 | 102.9 | 25.776 | 97.8 | 1:31.189 | 13- | 27.795 | 117.7 | 37.837 | 96.8 | 26.201 | 99.1 | 1:31.833 |
| 7- | 28.164 | 116.5 | 37.647 | 103.1 | 25.755 | <i>102.3</i> | 1:31.566 | 14- | 28.309 | 117.5 | 38.141 | 103.4 | 25.872 | 97.1 | 1:32.322 |
| 13 | Rob GUIVER | | SP125 / RG Racing | | | | | | | | | | | | |
| 16 | Shaun HORSMAN | | Symity I.T. North | | | | | | | | | | | | |
| 1- | 112.0 | 39.533 | 98.8 | 26.124 | 99.3 | 1:43.082 | 8- | 27.800 | 113.2 | 37.887 | 99.9 | 25.594 | 98.5 | 1:31.281 | |
| 2- | 28.284 | <i>115.1</i> | 38.106 | 100.3 | 25.629 | <i>99.7</i> | 1:32.019 | 9- | 27.779 | 113.2 | 38.373 | 99.6 | 25.999 | 97.8 | 1:32.151 |
| 3- | 27.915 | 113.4 | 38.007 | 99.9 | 26.003 | 97.7 | 1:31.925 | 10- | 28.035 | 114.3 | <i>37.712</i> | 100.6 | 25.947 | 97.8 | 1:31.694 |
| 4- | 27.838 | 114.1 | 38.215 | 99.3 | 25.575 | 98.4 | 1:31.628 | 11- | 27.828 | 113.9 | 37.933 | 100.2 | <i>25.540</i> | 98.1 | 1:31.301 |
| 5- | 28.077 | 113.0 | 38.092 | 99.4 | 25.803 | 98.3 | 1:31.972 | 12- | 28.042 | 111.5 | 38.184 | 100.5 | 25.702 | 97.3 | 1:31.928 |
| 6- | 27.732 | 112.6 | 38.377 | 99.1 | 25.734 | 98.8 | 1:31.843 | 13- | 27.818 | 114.9 | 38.001 | <i>101.2</i> | 25.739 | 96.7 | 1:31.558 |
| 7- | <i>27.729</i> | 112.6 | 37.924 | 99.3 | 25.729 | 99.1 | 1:31.382 | 14- | 27.991 | 113.6 | 37.835 | <i>101.2</i> | 25.758 | 97.3 | 1:31.584 |
| 19 | Michael HILL | | TABOO Motorsport | | | | | | | | | | | | |
| 1- | 118.8 | 38.797 | 103.9 | 25.870 | <i>102.6</i> | 1:40.184 | 8- | 27.768 | 116.9 | <i>37.500</i> | 102.5 | 25.417 | 100.8 | 1:30.685 | |
| 2- | 28.019 | 118.1 | 37.861 | 103.6 | 25.834 | 100.3 | 1:31.714 | 9- | 27.717 | 117.5 | 37.576 | 103.9 | 25.309 | 100.8 | 1:30.602 |
| 3- | 27.747 | 119.2 | 38.105 | 103.7 | 25.678 | 101.1 | 1:31.530 | 10- | 27.672 | 117.3 | 37.673 | 102.6 | 25.706 | 100.3 | 1:31.051 |
| 4- | 27.915 | <i>119.8</i> | 38.446 | 102.8 | 26.021 | 102.1 | 1:32.382 | 11- | 27.865 | 118.4 | 37.504 | 104.4 | 25.575 | 100.8 | 1:30.944 |
| 5- | 28.169 | 118.4 | 37.649 | 104.0 | 25.527 | 99.4 | 1:31.345 | 12- | 27.781 | 116.9 | 37.749 | 102.8 | 25.337 | 100.0 | 1:30.867 |
| 6- | 27.852 | 117.1 | 37.903 | 104.4 | 25.528 | 100.5 | 1:31.283 | 13- | <i>27.592</i> | 119.6 | 37.772 | <i>104.5</i> | <i>25.284</i> | 101.2 | 1:30.648 |
| 7- | 27.656 | 116.3 | 37.796 | 102.8 | 25.396 | 100.2 | 1:30.848 | | | | | | | | |
| 21 | Tom STANFORD | | Stanford Racing | | | | | | | | | | | | |
| 1- | 110.4 | 40.267 | 97.5 | 26.454 | 97.3 | 1:45.554 | 8- | 28.811 | 112.6 | 39.102 | 97.0 | 26.110 | 94.4 | 1:34.023 | |
| 2- | 29.096 | 114.3 | 39.257 | 97.5 | 26.186 | <i>98.1</i> | 1:34.539 | 9- | 29.019 | 111.5 | 39.076 | 96.6 | 26.137 | 95.2 | 1:34.232 |
| 3- | 28.816 | 113.7 | <i>38.898</i> | 94.3 | 26.356 | 96.7 | 1:34.070 | 10- | <i>28.593</i> | 114.1 | 39.215 | 95.9 | 25.844 | 94.0 | 1:33.652 |
| 4- | 28.744 | <i>114.9</i> | 39.104 | <i>97.8</i> | 25.949 | 96.0 | 1:33.797 | 11- | 28.735 | 113.9 | 39.070 | 97.3 | 25.984 | 93.6 | 1:33.789 |
| 5- | 28.878 | 114.1 | 39.156 | 97.0 | <i>25.818</i> | 94.5 | 1:33.852 | 12- | 29.063 | 113.0 | 39.432 | 95.7 | 26.069 | 93.6 | 1:34.564 |
| 6- | 28.881 | 113.4 | 39.133 | 96.3 | 26.113 | 95.7 | 1:34.127 | 13- | 28.790 | 113.9 | 39.262 | 97.0 | 25.915 | 93.9 | 1:33.967 |
| 7- | 28.697 | 112.4 | 38.954 | 97.0 | 26.034 | 94.7 | 1:33.685 | 14- | 28.984 | 113.7 | 39.316 | 96.6 | 26.402 | 93.9 | 1:34.702 |
| 22 | Matthew PAULO | | C Paulo Racing | | | | | | | | | | | | |
| 1- | <i>115.5</i> | 39.699 | <i>100.5</i> | 25.976 | <i>100.9</i> | 1:42.586 | 3- | <i>28.627</i> | 114.5 | 39.195 | 100.3 | 26.079 | 100.8 | 1:33.901 | |
| 2- | 28.664 | 114.7 | <i>39.105</i> | 99.7 | <i>25.478</i> | <i>100.9</i> | 1:33.247 | | | | | | | | |
| 23 | Harry STAFFORD | | C RCS / BTB | | | | | | | | | | | | |
| 1- | 116.7 | 38.162 | 105.2 | 25.696 | 100.8 | 1:39.154 | 8- | 27.160 | 116.9 | 37.272 | 102.8 | 24.692 | <i>101.8</i> | 1:29.124 | |
| 2- | 27.520 | 117.1 | 37.276 | 104.2 | 25.544 | 99.4 | 1:30.340 | 9- | 27.528 | 111.8 | 37.553 | 104.9 | 25.248 | 97.0 | 1:30.329 |
| 3- | 27.170 | 117.9 | 37.147 | 103.1 | 24.889 | 100.9 | 1:29.206 | 10- | <i>27.069</i> | 115.7 | 37.403 | <i>106.0</i> | 25.419 | 97.1 | 1:29.891 |
| 4- | 27.383 | 117.1 | 37.238 | 104.7 | 24.815 | 98.4 | 1:29.436 | 11- | 27.681 | 117.5 | <i>36.822</i> | 104.7 | 24.833 | 96.0 | 1:29.336 |
| 5- | 27.367 | 116.7 | 37.363 | 102.6 | 25.441 | 100.5 | 1:30.171 | 12- | 27.195 | 117.9 | 36.893 | 105.5 | 25.321 | 99.6 | 1:29.409 |
| 6- | 27.333 | 114.7 | 37.169 | 103.7 | 24.668 | 99.6 | 1:29.170 | 13- | 27.308 | 118.8 | 37.528 | 95.6 | 25.853 | 98.5 | 1:30.689 |
| 7- | 27.323 | 116.7 | 37.044 | 103.9 | 24.734 | 101.4 | 1:29.101 | 14- | 27.821 | <i>119.4</i> | 37.240 | 102.8 | <i>24.603</i> | 98.1 | 1:29.664 |
| 24 | Ben BARRETT | | SP125Racing / Lowerdale Autos | | | | | | | | | | | | |
| 1- | 114.3 | 40.056 | 101.2 | 26.908 | 99.7 | 1:44.663 | 8- | <i>27.615</i> | 114.1 | 38.173 | 99.4 | 25.314 | 100.0 | 1:31.102 | |
| 2- | 28.258 | <i>117.5</i> | 38.523 | <i>101.7</i> | 25.698 | <i>100.2</i> | 1:32.479 | 9- | 28.029 | 114.1 | 38.175 | 101.2 | 25.626 | 97.7 | 1:31.830 |
| 3- | 27.699 | 116.7 | 38.909 | 100.5 | 25.506 | 99.9 | 1:32.114 | 10- | 27.881 | 114.7 | 37.959 | 100.2 | 25.377 | 98.1 | 1:31.217 |
| 4- | 27.824 | 115.5 | 37.954 | 99.4 | 25.466 | 99.3 | 1:31.244 | 11- | 27.854 | 114.1 | 37.919 | 99.9 | 25.345 | 97.0 | 1:31.118 |
| 5- | 27.777 | 115.9 | 38.346 | 99.6 | 25.523 | 98.3 | 1:31.646 | 12- | 28.183 | 113.4 | 38.425 | 100.2 | 25.819 | 97.3 | 1:32.427 |
| 6- | 27.958 | 114.9 | 38.009 | 99.4 | 25.202 | 99.6 | 1:31.169 | 13- | 27.917 | 115.5 | 38.141 | 101.1 | 25.363 | 97.0 | 1:31.421 |
| 7- | 27.716 | 114.9 | <i>37.751</i> | 100.0 | 25.289 | 100.0 | 1:30.756 | 14- | 28.010 | 115.3 | 38.349 | 99.7 | <i>25.154</i> | 97.7 | 1:31.513 |

Croft
Circuit Length = 2.1250 miles
Start: 14:17 End: 14:39

Weather / Track : Cloudy / Dry

MCRCB BULLETIN TK097

2009 Relentless British 125GP Championship & ACU Academy Cup

RACE 2 - SECTOR ANALYSIS

| | | | | | | | | | | | | | | | |
|-----------|------------------------|--------------|---------------|--------|-------------------------------------|--------------|-----------------|---------------|---------------|---------------|---------------|---------------|---------------|-----------------|-----------------|
| 26 | Nicole McALEER | | | | C Megabikes.ie | | | | | | | | | | |
| 1- | 114.1 | 39.578 | 102.0 | 25.844 | 103.2 | 1:42.003 | 7- | 27.526 | 118.4 | 37.720 | 102.0 | 25.057 | <i>104.9</i> | 1:30.303 | |
| 2- | 28.376 | 117.1 | 38.393 | 103.2 | 25.388 | 103.7 | 1:32.157 | 8- | 27.769 | <i>119.0</i> | 37.275 | 104.0 | 24.843 | 102.3 | 1:29.887 |
| 3- | 28.007 | 117.5 | 37.934 | 102.3 | 25.316 | 102.9 | 1:31.257 | 9- | 27.544 | 116.3 | 37.486 | 103.9 | <i>24.696</i> | 103.2 | 1:29.726 |
| 4- | 27.668 | <i>119.0</i> | 37.912 | 103.6 | 25.862 | 103.9 | 1:31.442 | 10- | <i>27.197</i> | 117.3 | <i>37.077</i> | <i>104.5</i> | 24.769 | 103.1 | 1:29.043 |
| 5- | 28.192 | 118.6 | 38.106 | 103.2 | 25.217 | 104.2 | 1:31.515 | 11- | 27.653 | 116.3 | 37.511 | 102.6 | 25.084 | 104.2 | 1:30.248 |
| 6- | 27.957 | 118.8 | 37.806 | 104.2 | 25.204 | 103.9 | 1:30.967 | | | | | | | | |
| 27 | Catherine GREEN | | | | www.cgracing27.co.uk | | | | | | | | | | |
| 1- | 120.7 | 38.285 | 103.2 | 25.902 | <i>103.9</i> | 1:38.803 | 8- | <i>27.074</i> | 120.5 | <i>36.928</i> | 104.9 | <i>24.942</i> | 102.8 | 1:28.944 | |
| 2- | 27.695 | 118.4 | 37.309 | 103.2 | 25.331 | 101.8 | 1:30.335 | 9- | 27.109 | 121.6 | 37.029 | 104.9 | 25.295 | 102.9 | 1:29.433 |
| 3- | 27.300 | 120.5 | 37.554 | 103.4 | 25.499 | 102.0 | 1:30.353 | 10- | 27.122 | <i>122.5</i> | 37.101 | 104.5 | 25.405 | 102.1 | 1:29.628 |
| 4- | 27.380 | 120.7 | 37.088 | 104.4 | 25.140 | 103.1 | 1:29.608 | 11- | 27.407 | 120.9 | 37.065 | 105.0 | 25.120 | 102.5 | 1:29.592 |
| 5- | 27.353 | 120.7 | 37.332 | 102.3 | 25.009 | 102.8 | 1:29.694 | 12- | 27.156 | 121.4 | 37.424 | <i>105.2</i> | 25.281 | 101.2 | 1:29.861 |
| 6- | 27.346 | 121.4 | 37.205 | 104.4 | 25.112 | 103.1 | 1:29.663 | 13- | 27.211 | 121.8 | 37.828 | 104.2 | 25.227 | 102.0 | 1:30.266 |
| 7- | 27.323 | 119.8 | 37.507 | 103.7 | 25.093 | 102.8 | 1:29.923 | 14- | 27.483 | 121.1 | 37.534 | 103.7 | 25.552 | 101.5 | 1:30.569 |
| 28 | Jon VINCENT | | | | Molly / GRF Heavy Transport | | | | | | | | | | |
| 1- | 116.9 | 38.683 | 101.7 | 25.801 | 101.2 | 1:39.605 | 8- | 27.613 | 116.1 | 37.668 | <i>103.1</i> | 25.411 | <i>101.4</i> | 1:30.692 | |
| 2- | 28.094 | 115.5 | 38.144 | 100.5 | 25.588 | 100.5 | 1:31.826 | 9- | 27.782 | 117.1 | <i>37.530</i> | 102.6 | 25.273 | 100.2 | 1:30.585 |
| 3- | 27.913 | 116.1 | 38.173 | 101.5 | 25.622 | 99.1 | 1:31.708 | 10- | 27.593 | 117.1 | 38.167 | 101.2 | <i>24.931</i> | 101.2 | 1:30.691 |
| 4- | 28.003 | <i>118.1</i> | 38.590 | 100.6 | 25.752 | 98.0 | 1:32.345 | 11- | <i>27.553</i> | 117.9 | 37.724 | 102.5 | 25.307 | <i>101.4</i> | 1:30.584 |
| 5- | 28.501 | 115.7 | 38.014 | 100.3 | 25.688 | 100.0 | 1:32.203 | 12- | 28.251 | 114.3 | 37.693 | 102.5 | 25.196 | 98.7 | 1:31.140 |
| 6- | 28.018 | 115.5 | 38.306 | 101.2 | 25.714 | 99.3 | 1:32.038 | 13- | 27.649 | 117.9 | 37.676 | 99.4 | 25.693 | 98.1 | 1:31.018 |
| 7- | 27.715 | 116.1 | 37.918 | 101.2 | 25.393 | 100.9 | 1:31.026 | 14- | 28.237 | 114.7 | 38.027 | 100.8 | 25.415 | 97.5 | 1:31.679 |
| 29 | James LODGE | | | | KRP / Earnshaws Motorcycles | | | | | | | | | | |
| 1- | 119.2 | 37.851 | 102.9 | 25.603 | 100.8 | 1:37.572 | 8- | 27.048 | 119.8 | 36.741 | 104.4 | 25.259 | 102.1 | 1:29.048 | |
| 2- | 27.225 | 118.4 | 36.942 | 103.9 | 27.749 | 89.6 | 1:31.916 | 9- | <i>26.813</i> | 122.0 | 37.439 | 104.5 | 25.374 | 102.0 | 1:29.626 |
| 3- | 27.981 | 119.8 | 37.057 | 102.5 | 25.604 | 101.4 | 1:30.642 | 10- | 26.938 | 123.1 | 37.082 | 105.0 | 25.538 | 101.1 | 1:29.558 |
| 4- | 27.232 | 120.5 | 36.845 | 104.4 | 25.365 | <i>102.8</i> | 1:29.442 | 11- | 27.189 | 120.7 | <i>36.733</i> | 104.9 | 25.142 | 102.5 | 1:29.064 |
| 5- | 27.222 | 119.8 | 37.089 | 102.8 | 25.289 | 101.4 | 1:29.600 | 12- | 26.856 | <i>123.6</i> | 37.054 | <i>105.4</i> | 25.341 | 101.5 | 1:29.251 |
| 6- | 27.165 | 121.4 | 37.072 | 105.0 | 25.277 | 102.6 | 1:29.514 | 13- | 27.034 | 122.0 | 37.496 | 104.2 | 25.211 | 102.1 | 1:29.741 |
| 7- | 27.171 | 122.0 | 36.919 | 103.9 | <i>24.885</i> | 102.0 | 1:28.975 | 14- | 26.883 | 122.2 | 37.187 | 101.5 | 25.310 | 101.5 | 1:29.380 |
| 35 | Elliot LODGE | | | | C Spike Racing | | | | | | | | | | |
| 1- | 112.8 | 40.934 | 99.6 | 27.310 | <i>99.7</i> | 1:47.221 | 7- | 29.518 | 113.2 | <i>38.798</i> | 99.3 | 26.329 | 98.5 | 1:34.645 | |
| 2- | 29.906 | 112.6 | 39.504 | 99.3 | 26.897 | 99.4 | 1:36.307 | 8- | <i>28.825</i> | 113.6 | 39.649 | 98.5 | 26.155 | 99.3 | 1:34.629 |
| 3- | 29.537 | 113.6 | 39.921 | 98.0 | 26.926 | 99.6 | 1:36.384 | 9- | 29.137 | 112.8 | 39.534 | 99.4 | 26.169 | 98.3 | 1:34.840 |
| 4- | 29.702 | 112.4 | 39.859 | 98.4 | 26.747 | 98.3 | 1:36.308 | 10- | 29.244 | 113.0 | 39.298 | 99.9 | <i>26.085</i> | 98.4 | 1:34.627 |
| 5- | 29.369 | <i>114.7</i> | 39.790 | 98.5 | 26.339 | 98.0 | 1:35.498 | 11- | 29.481 | 111.8 | 40.048 | 99.9 | 26.379 | 96.0 | 1:35.908 |
| 6- | 29.569 | 113.7 | 39.386 | 98.3 | 26.405 | 99.0 | 1:35.360 | 12- | 29.321 | 114.3 | 39.904 | <i>100.0</i> | 26.736 | 98.0 | 1:35.961 |
| 45 | Ewan GRAY | | | | C Ewan Gray Racing | | | | | | | | | | |
| 1- | 114.5 | 39.846 | 97.8 | 26.480 | 99.6 | 1:44.102 | 7- | 28.305 | 112.6 | 38.698 | 98.5 | 25.602 | 99.3 | 1:32.605 | |
| 2- | 28.440 | 115.9 | 38.797 | 99.6 | 26.178 | 100.8 | 1:33.415 | 8- | 28.492 | 113.7 | 38.694 | 99.4 | 25.261 | 99.6 | 1:32.447 |
| 3- | <i>28.018</i> | <i>116.5</i> | <i>38.466</i> | 99.0 | 25.440 | <i>101.8</i> | 1:31.924 | 9- | 28.272 | 111.8 | 39.390 | 98.5 | 25.532 | 99.1 | 1:33.194 |
| 4- | 28.361 | 115.5 | 38.751 | 98.4 | 25.425 | 100.6 | 1:32.537 | 10- | 28.432 | 113.9 | 39.011 | 99.3 | 25.608 | 97.4 | 1:33.051 |
| 5- | 28.421 | 114.7 | 38.820 | 98.8 | 25.327 | 99.3 | 1:32.568 | 11- | 28.573 | 113.6 | 39.230 | <i>99.9</i> | 25.515 | 98.1 | 1:33.318 |
| 6- | 28.530 | 112.6 | 38.790 | 98.4 | <i>25.243</i> | 100.5 | 1:32.563 | | | | | | | | |
| 46 | Ross WALKER | | | | C Ross Walker Racing | | | | | | | | | | |
| 1- | 116.5 | 38.485 | <i>103.6</i> | 26.062 | <i>101.8</i> | 1:39.373 | 8- | 27.678 | 115.7 | 37.826 | 102.5 | 25.251 | 100.2 | 1:30.755 | |
| 2- | 27.665 | <i>117.7</i> | 37.908 | 102.9 | 25.559 | 101.5 | 1:31.132 | 9- | 27.441 | 116.1 | 37.746 | 102.8 | 25.306 | 100.5 | 1:30.493 |
| 3- | 27.556 | 116.9 | 37.680 | 102.8 | 25.423 | 100.8 | 1:30.659 | 10- | 27.790 | 115.3 | 37.762 | 102.9 | 25.483 | 100.6 | 1:31.035 |
| 4- | 27.571 | 117.1 | 38.187 | 101.4 | 25.716 | 100.2 | 1:31.474 | 11- | <i>27.372</i> | 115.3 | <i>37.381</i> | 102.6 | <i>25.199</i> | 100.5 | 1:29.952 |
| 5- | 27.882 | 116.1 | 38.183 | 101.8 | 25.616 | 99.6 | 1:31.681 | 12- | 27.792 | 116.5 | 37.738 | 101.1 | 25.715 | 97.0 | 1:31.245 |
| 6- | 27.909 | 116.1 | 37.813 | 102.6 | 25.460 | 100.3 | 1:31.182 | 13- | 27.790 | 115.5 | 38.194 | <i>103.6</i> | 25.635 | 98.8 | 1:31.619 |
| 7- | 27.682 | 116.1 | 37.710 | 102.1 | 25.392 | 100.3 | 1:30.784 | 14- | 27.992 | 114.9 | 38.208 | 102.9 | 25.398 | 99.6 | 1:31.598 |
| 50 | Tim HASTINGS | | | | C KRP / Bradley Smith Racing | | | | | | | | | | |
| 1- | 120.9 | 37.196 | 104.4 | 25.264 | 101.5 | 1:34.210 | 8- | 26.826 | 122.5 | 36.689 | 106.9 | 25.030 | 102.9 | 1:28.545 | |
| 2- | 27.436 | 117.7 | 37.231 | 103.6 | 24.906 | 102.6 | 1:29.573 | 9- | 27.271 | 120.1 | <i>36.508</i> | 105.8 | <i>24.632</i> | <i>104.9</i> | 1:28.411 |

Croft
Circuit Length = 2.1250 miles
Start: 14:17 End: 14:39

Weather / Track : Cloudy / Dry

MCRCB BULLETIN TK097

2009 Relentless British 125GP Championship & ACU Academy Cup

RACE 2 - SECTOR ANALYSIS

| | | | | | | | | | | | | | | | |
|-----------|-------------------------|--------------|---------------|--------------|---------------|--------------|-----------------|---------------|-----------------------------------|---------------|---------------|---------------|---------------|-----------------|-----------------|
| 3- | 27.480 | 117.9 | 36.755 | 105.5 | 25.017 | 102.8 | 1:29.252 | 10- | <i>26.818</i> | <i>122.9</i> | 36.583 | 106.0 | 25.029 | 104.5 | 1:28.430 |
| 4- | 27.142 | 121.4 | 36.733 | 105.8 | 25.097 | 104.4 | 1:28.972 | 11- | 26.888 | 121.4 | 36.684 | 106.7 | 24.903 | 103.2 | 1:28.475 |
| 5- | 27.003 | 119.6 | 36.589 | 104.9 | 25.250 | 101.8 | 1:28.842 | 12- | 27.496 | 117.5 | 37.121 | 103.9 | 25.114 | 101.5 | 1:29.731 |
| 6- | 27.082 | 121.8 | 36.661 | 106.0 | 25.166 | 103.7 | 1:28.909 | 13- | 27.640 | 118.6 | 37.243 | 105.0 | 25.013 | 100.6 | 1:29.896 |
| 7- | 27.015 | 118.4 | 36.854 | <i>107.7</i> | 25.016 | 104.2 | 1:28.885 | 14- | 27.635 | 120.1 | 37.602 | 103.9 | 25.220 | 95.7 | 1:30.457 |
| 52 | Adam BLACKLOCK | | | | | | | C | Repli-Cast UK | | | | | | |
| 1- | 117.3 | 38.563 | 103.7 | 25.909 | 102.8 | 1:38.055 | 8- | 27.338 | 117.9 | 37.181 | 102.9 | 24.853 | 101.8 | 1:29.372 | |
| 2- | 27.359 | 119.4 | 37.232 | 103.6 | 25.308 | 102.1 | 1:29.899 | 9- | 27.580 | 116.7 | 37.159 | 102.9 | 24.869 | 100.9 | 1:29.608 |
| 3- | 27.297 | 119.6 | <i>37.067</i> | 104.0 | 25.344 | 101.7 | 1:29.708 | 10- | 27.049 | 119.0 | 37.183 | 102.9 | 24.912 | 102.0 | 1:29.144 |
| 4- | 27.410 | <i>120.7</i> | 37.435 | 102.9 | 24.994 | 102.9 | 1:29.839 | 11- | 27.258 | 118.4 | 37.323 | 103.1 | 24.767 | 101.2 | 1:29.348 |
| 5- | 27.305 | 119.6 | 37.730 | 103.6 | 24.890 | <i>103.4</i> | 1:29.925 | 12- | 27.604 | 118.4 | 37.344 | 102.9 | 24.712 | 100.8 | 1:29.660 |
| 6- | <i>26.956</i> | 118.1 | 37.279 | <i>104.7</i> | 25.041 | 101.1 | 1:29.276 | 13- | 27.374 | 118.4 | 37.658 | 102.6 | <i>24.636</i> | 101.7 | 1:29.668 |
| 7- | 27.358 | <i>120.7</i> | 37.385 | 102.6 | 24.749 | 101.5 | 1:29.492 | 14- | 27.635 | 118.1 | 37.560 | <i>104.7</i> | 25.290 | 102.0 | 1:30.485 |
| 57 | Jamie FERGUSON | | | | | | | | Team Ferguson Racing | | | | | | |
| 1- | 114.3 | 40.037 | 100.9 | 27.143 | 100.9 | 1:45.294 | 8- | 28.405 | 112.4 | <i>38.212</i> | 100.8 | <i>26.250</i> | 100.0 | 1:32.867 | |
| 2- | 28.488 | 115.7 | 39.099 | <i>101.5</i> | 26.676 | <i>101.4</i> | 1:34.263 | 9- | 28.419 | 112.8 | 38.591 | 99.4 | 26.565 | 99.3 | 1:33.575 |
| 3- | 28.375 | <i>115.9</i> | 38.888 | 100.0 | 27.028 | 99.4 | 1:34.291 | 10- | 28.395 | 113.7 | 38.555 | 101.1 | 26.256 | 99.1 | 1:33.206 |
| 4- | 28.538 | 114.5 | 38.519 | 100.9 | 26.679 | 99.7 | 1:33.736 | 11- | 28.480 | 113.0 | 38.300 | 100.8 | 26.724 | 98.7 | 1:33.504 |
| 5- | 28.328 | 115.7 | 38.454 | 100.5 | 26.347 | 99.9 | 1:33.129 | 12- | 28.753 | 113.7 | 39.119 | 100.0 | 26.750 | 97.7 | 1:34.622 |
| 6- | 28.618 | 114.7 | 38.839 | 99.3 | 26.556 | 99.9 | 1:34.013 | 13- | 28.868 | 113.4 | 38.978 | 100.2 | 26.772 | 98.5 | 1:34.618 |
| 7- | <i>28.204</i> | 112.6 | 38.451 | 100.3 | 26.356 | 99.1 | 1:33.011 | 14- | 29.319 | 112.4 | 38.962 | 99.1 | 26.775 | 98.3 | 1:35.056 |
| 61 | Paul JORDAN | | | | | | | | KRP / Bradley Smith Racing | | | | | | |
| 1- | 116.5 | 38.392 | 104.4 | 26.109 | <i>103.4</i> | 1:38.669 | 8- | <i>26.835</i> | 124.0 | 37.092 | <i>106.0</i> | 25.097 | 102.9 | 1:29.024 | |
| 2- | 27.377 | 122.0 | 37.199 | 105.4 | 25.253 | 102.8 | 1:29.829 | 9- | 26.911 | 121.6 | 37.215 | 105.4 | 25.159 | 102.9 | 1:29.285 |
| 3- | 27.084 | 123.4 | 37.286 | 105.5 | 25.210 | 102.9 | 1:29.580 | 10- | 27.154 | 121.4 | 37.534 | 105.2 | 25.490 | 102.5 | 1:30.178 |
| 4- | 27.012 | <i>125.4</i> | 37.616 | 104.0 | 25.398 | 101.4 | 1:30.026 | 11- | 27.010 | 122.9 | <i>36.995</i> | 104.7 | 24.927 | 102.8 | 1:28.932 |
| 5- | 27.153 | 122.2 | 37.544 | 103.9 | 25.371 | 101.8 | 1:30.068 | 12- | 27.056 | 123.1 | 37.530 | 104.5 | 25.174 | 102.8 | 1:29.760 |
| 6- | 27.453 | 123.1 | 37.443 | 104.7 | <i>24.901</i> | <i>103.4</i> | 1:29.797 | 13- | 27.187 | 124.3 | 38.040 | 102.0 | 25.838 | 103.1 | 1:31.065 |
| 7- | 27.047 | 123.1 | 37.155 | 105.2 | 25.066 | 102.6 | 1:29.268 | 14- | 27.376 | 121.6 | 37.884 | 103.2 | 25.475 | 101.2 | 1:30.735 |
| 66 | Tom HAYWARD | | | | | | | | KRP / Daniel Weston Racing | | | | | | |
| 1- | 119.2 | 37.552 | 104.4 | 25.031 | 103.7 | 1:35.882 | 7- | 27.049 | 123.6 | 37.177 | <i>106.5</i> | 24.843 | <i>105.5</i> | 1:29.069 | |
| 2- | 27.252 | 120.5 | 36.978 | 104.9 | 25.100 | 105.4 | 1:29.330 | 8- | 27.090 | 122.9 | 36.752 | 105.0 | <i>24.659</i> | 104.0 | 1:28.501 |
| 3- | 27.206 | 121.4 | 37.049 | 104.4 | 24.664 | 104.9 | 1:28.919 | 9- | 27.123 | 120.7 | <i>36.337</i> | 105.8 | 24.944 | 105.2 | 1:28.404 |
| 4- | 26.793 | 122.7 | 36.547 | 105.5 | 24.721 | 105.0 | 1:28.061 | 10- | 26.841 | <i>123.8</i> | 36.776 | 104.9 | 24.768 | | 1:28.385 |
| 5- | 27.304 | 122.0 | 36.557 | 105.7 | 24.766 | 104.9 | 1:28.627 | 11- | <i>26.637</i> | 122.9 | 36.932 | 103.2 | 24.820 | <i>105.5</i> | 1:28.389 |
| 6- | 26.951 | 122.0 | 36.624 | 105.5 | 24.724 | 103.9 | 1:28.299 | | | | | | | | |
| 72 | Connor BEHAN | | | | | | | | SP125 / Express Forklifts | | | | | | |
| 1- | 118.4 | 37.490 | 102.3 | 25.015 | 100.9 | 1:36.152 | 8- | 27.019 | 115.3 | 36.619 | 101.7 | <i>24.512</i> | 99.7 | 1:28.150 | |
| 2- | 27.112 | 117.3 | 36.977 | 104.0 | 24.684 | <i>101.1</i> | 1:28.773 | 9- | 27.144 | 114.7 | 36.812 | 101.2 | 24.690 | 99.0 | 1:28.646 |
| 3- | 26.988 | 117.5 | 36.741 | 103.4 | 24.683 | 100.9 | 1:28.412 | 10- | 27.165 | 115.5 | 36.767 | 102.6 | 24.590 | 99.1 | 1:28.522 |
| 4- | <i>26.905</i> | <i>120.1</i> | 36.775 | <i>104.5</i> | 24.852 | 97.8 | 1:28.532 | 11- | 26.922 | 116.1 | 36.796 | 103.1 | 24.649 | 99.0 | 1:28.367 |
| 5- | 27.310 | 118.1 | <i>36.532</i> | 103.4 | 24.770 | 99.6 | 1:28.612 | 12- | 27.107 | 115.1 | 36.731 | 102.3 | 24.522 | 98.4 | 1:28.360 |
| 6- | 26.909 | 116.9 | 36.731 | 102.9 | 24.573 | 99.1 | 1:28.213 | 13- | 27.523 | 117.9 | 36.715 | 101.5 | 24.634 | 99.7 | 1:28.872 |
| 7- | 27.232 | 115.3 | 36.981 | 102.1 | 24.571 | 99.6 | 1:28.784 | 14- | 27.513 | 115.5 | 37.150 | 102.3 | 24.533 | 97.3 | 1:29.196 |
| 75 | Richard FERGUSON | | | | | | | C | Team Ferguson Racing | | | | | | |
| 1- | 114.7 | 40.024 | 102.3 | 26.846 | 102.6 | 1:45.558 | 8- | 28.353 | 114.3 | 39.138 | 102.0 | 26.339 | 98.7 | 1:33.830 | |
| 2- | 28.808 | 116.3 | 39.245 | 102.8 | 26.355 | 103.1 | 1:34.408 | 9- | 28.870 | 113.9 | 38.981 | 102.6 | 26.390 | 99.9 | 1:34.241 |
| 3- | 28.447 | 116.7 | 39.085 | 100.5 | 26.521 | 102.3 | 1:34.053 | 10- | 28.767 | 115.9 | <i>38.852</i> | 102.8 | 26.211 | 102.0 | 1:33.830 |
| 4- | 28.591 | 115.9 | 39.120 | 101.8 | 26.595 | <i>103.2</i> | 1:34.306 | 11- | 28.482 | 116.1 | 38.904 | 102.8 | 26.391 | 99.6 | 1:33.777 |
| 5- | 28.812 | <i>118.1</i> | 39.033 | 102.0 | 26.336 | 100.2 | 1:34.181 | 12- | 28.871 | 116.9 | 39.470 | 101.8 | 26.494 | 100.8 | 1:34.835 |
| 6- | 28.497 | 115.9 | 38.913 | 102.5 | 26.736 | 99.7 | 1:34.146 | 13- | 28.472 | 116.5 | 39.015 | 102.0 | 26.349 | 98.1 | 1:33.836 |
| 7- | <i>28.346</i> | 114.9 | 38.991 | <i>102.9</i> | 26.279 | 100.6 | 1:33.616 | 14- | 28.719 | 116.3 | 39.277 | 102.3 | <i>26.081</i> | 102.0 | 1:34.077 |
| 77 | Taylor MACKENZIE | | | | | | | C | MMCG Motorpoint | | | | | | |
| 1- | 119.6 | 38.149 | 104.0 | 25.660 | <i>103.6</i> | 1:38.115 | 8- | 27.275 | 119.8 | 37.353 | 104.7 | 25.390 | 102.8 | 1:30.018 | |
| 2- | 27.387 | 121.1 | 37.404 | 104.2 | 25.303 | 101.7 | 1:30.094 | 9- | 27.348 | 118.4 | 37.094 | 104.7 | 25.187 | 103.1 | 1:29.629 |
| 3- | 27.295 | 120.7 | 37.137 | <i>105.0</i> | 25.133 | 103.2 | 1:29.565 | 10- | 27.144 | 120.9 | 37.165 | 104.2 | 25.206 | 102.8 | 1:29.515 |
| 4- | 27.164 | 119.0 | 37.366 | 103.9 | 24.970 | 102.5 | 1:29.500 | 11- | 27.272 | <i>121.6</i> | <i>36.953</i> | <i>105.0</i> | 25.335 | 102.0 | 1:29.560 |

Croft
Circuit Length = 2.1250 miles
Start: 14:17 End: 14:39

Weather / Track : Cloudy / Dry

MCRCB BULLETIN TK097

2009 Relentless British 125GP Championship & ACU Academy Cup

RACE 2 - SECTOR ANALYSIS

| | | | | | | | | | | | | | | | |
|-----------|---------------------|--------------|---------------|--------------|---------------|--------------|-----------------|--------|---------------|--------------|---------------|--------------|---------------|----------|-----------------|
| 5 - | 27.568 | 117.7 | 37.529 | 103.4 | 24.974 | 100.8 | 1:30.071 | 12 - | 27.472 | 118.8 | 37.169 | 104.9 | 24.950 | 101.4 | 1:29.591 |
| 6 - | 27.294 | 117.5 | 37.375 | 104.4 | 24.843 | 101.7 | 1:29.512 | 13 - | 27.142 | 121.4 | 37.487 | 102.5 | 25.849 | 102.9 | 1:30.478 |
| 7 - | 27.648 | 117.9 | 37.550 | 103.7 | 24.733 | 102.0 | 1:29.931 | 14 - | 27.516 | 120.1 | 37.740 | 102.5 | 25.165 | 99.7 | 1:30.421 |
| 91 | Ian STANFORD | | | | | | | | | | | | | | |
| | Stanford Racing | | | | | | | | | | | | | | |
| 1 - | 114.5 | 40.135 | 101.4 | 26.508 | 99.6 | 1:44.100 | 8 - | 27.889 | 117.3 | 37.895 | 102.8 | 25.741 | 100.0 | 1:31.525 | |
| 2 - | 28.766 | 117.7 | 38.255 | 102.0 | 25.463 | 100.5 | 1:32.484 | 9 - | 28.209 | 114.9 | 38.264 | 101.5 | 25.576 | 100.3 | 1:32.049 |
| 3 - | 27.869 | 117.5 | 38.660 | 100.3 | 25.547 | 99.0 | 1:32.076 | 10 - | 28.039 | 119.0 | 38.095 | 102.0 | 25.888 | 98.8 | 1:32.022 |
| 4 - | 27.769 | 117.9 | 37.803 | 100.9 | 25.401 | 99.6 | 1:30.973 | 11 - | 28.003 | 117.5 | 38.110 | 101.4 | 25.713 | 98.1 | 1:31.826 |
| 5 - | 27.710 | 117.3 | 37.643 | 102.9 | 25.806 | 100.0 | 1:31.159 | 12 - | 28.419 | 115.5 | 38.760 | 100.8 | 25.870 | 97.7 | 1:33.049 |
| 6 - | 27.705 | 119.0 | 38.319 | 102.6 | 25.783 | 100.5 | 1:31.807 | 13 - | 28.423 | 116.5 | 38.997 | 101.2 | 25.909 | 98.3 | 1:33.329 |
| 7 - | 28.085 | 116.3 | 37.757 | 102.1 | 25.786 | 101.1 | 1:31.628 | 14 - | 28.477 | 117.1 | 38.434 | 101.4 | 26.261 | 97.3 | 1:33.172 |
| 93 | Danny KENT | | | | | | | | | | | | | | |
| | C Team Aztec GP | | | | | | | | | | | | | | |
| 96 | Ryan SAXELBY | | | | | | | | | | | | | | |
| | RS Racing | | | | | | | | | | | | | | |
| 1 - | 119.0 | 38.944 | 102.5 | 25.627 | 102.1 | 1:39.789 | 8 - | 27.990 | 117.1 | 38.576 | 101.5 | 26.059 | 99.3 | 1:32.625 | |
| 2 - | 27.913 | 118.8 | 37.904 | 101.4 | 25.473 | 100.9 | 1:31.290 | 9 - | 27.794 | 117.1 | 38.841 | 100.9 | 26.233 | 95.3 | 1:32.868 |
| 3 - | 27.999 | 117.5 | 38.302 | 101.5 | 25.727 | 98.1 | 1:32.028 | 10 - | 28.190 | 119.6 | 38.353 | 99.6 | 26.333 | 100.5 | 1:32.876 |
| 4 - | 27.910 | 118.1 | 38.558 | 100.6 | 26.640 | 91.4 | 1:33.108 | 11 - | 27.895 | 119.2 | 38.249 | 102.6 | 25.620 | 100.9 | 1:31.764 |
| 5 - | 28.558 | 119.0 | 38.263 | 102.6 | 25.878 | 100.3 | 1:32.699 | 12 - | 28.193 | 118.4 | 38.934 | 103.1 | 25.826 | 100.8 | 1:32.953 |
| 6 - | 27.891 | 119.2 | 38.060 | 101.7 | 25.666 | 101.5 | 1:31.617 | 13 - | 28.358 | 119.2 | 38.723 | 101.4 | 25.697 | 98.8 | 1:32.778 |
| 7 - | 27.829 | 117.5 | 37.980 | 101.1 | 25.480 | 100.6 | 1:31.289 | 14 - | 28.160 | 118.4 | 38.570 | 102.0 | 26.059 | 90.8 | 1:32.789 |
| 99 | Kasey WYATT | | | | | | | | | | | | | | |
| | C Repli-Cast UK | | | | | | | | | | | | | | |
| 1 - | 112.4 | 40.194 | 98.3 | 26.539 | 99.7 | 1:43.867 | 7 - | 28.405 | 112.8 | 38.685 | 98.4 | 26.048 | 96.4 | 1:33.138 | |
| 2 - | 28.324 | 115.3 | 38.936 | 98.7 | 26.386 | 100.3 | 1:33.646 | 8 - | 28.365 | 113.2 | 39.007 | 99.0 | 25.691 | 97.8 | 1:33.063 |
| 3 - | 28.414 | 115.7 | 38.690 | 99.0 | 25.779 | 99.4 | 1:32.883 | 9 - | 28.263 | 112.0 | 38.484 | 98.7 | 25.576 | 97.1 | 1:32.323 |
| 4 - | 28.510 | 115.5 | 38.868 | 98.3 | 26.107 | 94.5 | 1:33.485 | 10 - | 28.191 | 114.5 | 38.383 | 99.6 | 25.658 | 97.5 | 1:32.232 |
| 5 - | 28.562 | 114.1 | 38.925 | 98.4 | 25.949 | 97.3 | 1:33.436 | 11 - | 28.348 | 113.4 | 38.575 | 92.9 | In | | 1:33.652 P |
| 6 - | 28.560 | 113.0 | 38.790 | 98.4 | 25.993 | 97.4 | 1:33.343 | | | | | | | | |

MCRCB BULLETIN TK098

2009 Relentless British 125GP Championship & ACU Academy Cup

RACE 2 - SPEED TRAPS

| SECTOR 1 | | | | SECTOR 2 | | | FINISH LINE | | |
|----------|----|------------------|-------|----------|------------------|-------|-------------|------------------|-------|
| POS | NO | NAME | MPH | NO | NAME | MPH | NO | NAME | MPH |
| 1 | 1 | Matthew HOYLE | 125.9 | 50 | Tim HASTINGS | 107.7 | 1 | Matthew HOYLE | 107.4 |
| 2 | 61 | Paul JORDAN | 125.4 | 1 | Matthew HOYLE | 107.2 | 66 | Tom HAYWARD | 105.5 |
| 3 | 66 | Tom HAYWARD | 123.8 | 66 | Tom HAYWARD | 106.5 | 10 | Peter SUTHERLAND | 104.9 |
| 4 | 29 | James LODGE | 123.6 | 23 | Harry STAFFORD | 106.0 | 26 | Nicole McALEER | 104.9 |
| 5 | 50 | Tim HASTINGS | 122.9 | 61 | Paul JORDAN | 106.0 | 50 | Tim HASTINGS | 104.9 |
| 6 | 10 | Peter SUTHERLAND | 122.7 | 8 | Brian CLARK | 105.8 | 7 | Deane BROWN | 104.0 |
| 7 | 27 | Catherine GREEN | 122.5 | 29 | James LODGE | 105.4 | 27 | Catherine GREEN | 103.9 |
| 8 | 2 | Robbie STEWART | 122.0 | 7 | Deane BROWN | 105.2 | 77 | Taylor MACKENZIE | 103.6 |
| 9 | 77 | Taylor MACKENZIE | 121.6 | 27 | Catherine GREEN | 105.2 | 52 | Adam BLACKLOCK | 103.4 |
| 10 | 8 | Brian CLARK | 121.4 | 10 | Peter SUTHERLAND | 105.0 | 61 | Paul JORDAN | 103.4 |
| 11 | 52 | Adam BLACKLOCK | 120.7 | 77 | Taylor MACKENZIE | 105.0 | 2 | Robbie STEWART | 103.2 |
| 12 | 72 | Connor BEHAN | 120.1 | 2 | Robbie STEWART | 104.9 | 75 | Richard FERGUSON | 103.2 |
| 13 | 19 | Michael HILL | 119.8 | 11 | Tom WEEDEN | 104.9 | 8 | Brian CLARK | 103.1 |
| 14 | 96 | Ryan SAXELBY | 119.6 | 52 | Adam BLACKLOCK | 104.7 | 29 | James LODGE | 102.8 |
| 15 | 23 | Harry STAFFORD | 119.4 | 19 | Michael HILL | 104.5 | 19 | Michael HILL | 102.6 |
| 16 | 11 | Tom WEEDEN | 119.2 | 26 | Nicole McALEER | 104.5 | 11 | Tom WEEDEN | 102.3 |
| 17 | 4 | Philip WAKEFIELD | 119.0 | 72 | Connor BEHAN | 104.5 | 96 | Ryan SAXELBY | 102.1 |
| 18 | 7 | Deane BROWN | 119.0 | 46 | Ross WALKER | 103.6 | 23 | Harry STAFFORD | 101.8 |
| 19 | 26 | Nicole McALEER | 119.0 | 28 | Jon VINCENT | 103.1 | 45 | Ewan GRAY | 101.8 |
| 20 | 91 | Ian STANFORD | 119.0 | 96 | Ryan SAXELBY | 103.1 | 46 | Ross WALKER | 101.8 |
| 21 | 28 | Jon VINCENT | 118.1 | 75 | Richard FERGUSON | 102.9 | 28 | Jon VINCENT | 101.4 |
| 22 | 75 | Richard FERGUSON | 118.1 | 91 | Ian STANFORD | 102.9 | 57 | Jamie FERGUSON | 101.4 |
| 23 | 46 | Ross WALKER | 117.7 | 24 | Ben BARRETT | 101.7 | 72 | Connor BEHAN | 101.1 |
| 24 | 24 | Ben BARRETT | 117.5 | 57 | Jamie FERGUSON | 101.5 | 91 | Ian STANFORD | 101.1 |
| 25 | 45 | Ewan GRAY | 116.5 | 16 | Shaun HORSMAN | 101.2 | 22 | Matthew PAULO | 100.9 |
| 26 | 57 | Jamie FERGUSON | 115.9 | 4 | Philip WAKEFIELD | 100.9 | 4 | Philip WAKEFIELD | 100.5 |
| 27 | 99 | Kasey WYATT | 115.7 | 22 | Matthew PAULO | 100.5 | 99 | Kasey WYATT | 100.3 |
| 28 | 22 | Matthew PAULO | 115.5 | 35 | Elliot LODGE | 100.0 | 24 | Ben BARRETT | 100.2 |
| 29 | 16 | Shaun HORSMAN | 115.1 | 45 | Ewan GRAY | 99.9 | 16 | Shaun HORSMAN | 99.7 |
| 30 | 21 | Tom STANFORD | 114.9 | 99 | Kasey WYATT | 99.6 | 35 | Elliot LODGE | 99.7 |
| 31 | 35 | Elliot LODGE | 114.7 | 9 | Niall CAMPBELL | 98.5 | 21 | Tom STANFORD | 98.1 |
| 32 | 9 | Niall CAMPBELL | 113.0 | 21 | Tom STANFORD | 97.8 | 9 | Niall CAMPBELL | 96.8 |

Weather / Track : Cloudy / Dry

www.tsl-timing.com

Croft
Circuit Length = 2.1250 miles
Start: 14:17 End: 14:39

Printed - 14.43 Sunday, 13 September 2009

MCRCB BULLETIN TK099

2009 Relentless British 125GP Championship & ACU Academy Cup

RACE 2 - BEST SECTOR TIMES

| SECTOR 1 | | | SECTOR 2 | | | SECTOR 3 | | | IDEAL / BEST COMPARISON | | | | | | |
|----------|----|------------|----------|----|------------|----------|----|------------|-------------------------|-----|----|------------|----------|----------|-------|
| POS | NO | NAME | TIME | NO | NAME | TIME | NO | NAME | TIME | POS | NO | NAME | IDEAL | BEST | DIFF |
| 1 | 66 | HAYWARD | 26.637 | 66 | HAYWARD | 36.337 | 72 | BEHAN | 24.512 | 1 | 2 | STEWART | 1:27.554 | 1:27.995 | 0.441 |
| 2 | 2 | STEWART | 26.654 | 2 | STEWART | 36.352 | 2 | STEWART | 24.548 | 2 | 66 | HAYWARD | 1:27.633 | 1:28.061 | 0.428 |
| 3 | 1 | HOYLE | 26.802 | 8 | CLARK | 36.384 | 1 | HOYLE | 24.596 | 3 | 1 | HOYLE | 1:27.872 | 1:28.150 | 0.278 |
| 4 | 29 | LODGE | 26.813 | 1 | HOYLE | 36.474 | 23 | STAFFORD | 24.603 | 4 | 72 | BEHAN | 1:27.949 | 1:28.150 | 0.201 |
| 5 | 50 | HASTINGS | 26.818 | 50 | HASTINGS | 36.508 | 7 | BROWN | 24.618 | 5 | 50 | HASTINGS | 1:27.958 | 1:28.411 | 0.453 |
| 6 | 61 | JORDAN | 26.835 | 72 | BEHAN | 36.532 | 50 | HASTINGS | 24.632 | 6 | 8 | CLARK | 1:27.982 | 1:28.335 | 0.353 |
| 7 | 8 | CLARK | 26.896 | 29 | LODGE | 36.733 | 52 | BLACKLOCK | 24.636 | 7 | 29 | LODGE | 1:28.431 | 1:28.975 | 0.544 |
| 8 | 72 | BEHAN | 26.905 | 23 | STAFFORD | 36.822 | 66 | HAYWARD | 24.659 | 8 | 23 | STAFFORD | 1:28.494 | 1:29.101 | 0.607 |
| 9 | 52 | BLACKLOCK | 26.956 | 27 | GREEN | 36.928 | 26 | McALEER | 24.696 | 9 | 52 | BLACKLOCK | 1:28.659 | 1:29.144 | 0.485 |
| 10 | 23 | STAFFORD | 27.069 | 7 | BROWN | 36.929 | 8 | CLARK | 24.702 | 10 | 61 | JORDAN | 1:28.731 | 1:28.932 | 0.201 |
| 11 | 27 | GREEN | 27.074 | 77 | MACKENZIE | 36.953 | 77 | MACKENZIE | 24.733 | 11 | 7 | BROWN | 1:28.745 | 1:29.014 | 0.269 |
| 12 | 77 | MACKENZIE | 27.142 | 61 | JORDAN | 36.995 | 29 | LODGE | 24.885 | 12 | 77 | MACKENZIE | 1:28.828 | 1:29.500 | 0.672 |
| 13 | 26 | McALEER | 27.197 | 52 | BLACKLOCK | 37.067 | 61 | JORDAN | 24.901 | 13 | 27 | GREEN | 1:28.944 | 1:28.944 | 0.000 |
| 14 | 7 | BROWN | 27.198 | 26 | McALEER | 37.077 | 28 | VINCENT | 24.931 | 14 | 26 | McALEER | 1:28.970 | 1:29.043 | 0.073 |
| 15 | 10 | SUTHERLAND | 27.260 | 11 | WEEDEN | 37.148 | 27 | GREEN | 24.942 | 15 | 4 | WAKEFIELD | 1:29.876 | 1:30.270 | 0.394 |
| 16 | 4 | WAKEFIELD | 27.298 | 46 | WALKER | 37.381 | 24 | BARRETT | 25.154 | 16 | 10 | SUTHERLAND | 1:29.931 | 1:30.294 | 0.363 |
| 17 | 46 | WALKER | 27.372 | 4 | WAKEFIELD | 37.395 | 4 | WAKEFIELD | 25.183 | 17 | 46 | WALKER | 1:29.952 | 1:29.952 | 0.000 |
| 18 | 11 | WEEDEN | 27.523 | 10 | SUTHERLAND | 37.470 | 46 | WALKER | 25.199 | 18 | 28 | VINCENT | 1:30.014 | 1:30.584 | 0.570 |
| 19 | 28 | VINCENT | 27.553 | 19 | HILL | 37.500 | 10 | SUTHERLAND | 25.201 | 19 | 11 | WEEDEN | 1:30.196 | 1:30.283 | 0.087 |
| 20 | 19 | HILL | 27.592 | 28 | VINCENT | 37.530 | 45 | GRAY | 25.243 | 20 | 19 | HILL | 1:30.376 | 1:30.602 | 0.226 |
| 21 | 24 | BARRETT | 27.615 | 91 | STANFORD | 37.643 | 19 | HILL | 25.284 | 21 | 24 | BARRETT | 1:30.520 | 1:30.756 | 0.236 |
| 22 | 91 | STANFORD | 27.705 | 16 | HORSMAN | 37.712 | 91 | STANFORD | 25.401 | 22 | 91 | STANFORD | 1:30.749 | 1:30.973 | 0.224 |
| 23 | 16 | HORSMAN | 27.729 | 24 | BARRETT | 37.751 | 96 | SAXELBY | 25.473 | 23 | 16 | HORSMAN | 1:30.981 | 1:31.281 | 0.300 |
| 24 | 96 | SAXELBY | 27.794 | 96 | SAXELBY | 37.904 | 22 | PAULO | 25.478 | 24 | 96 | SAXELBY | 1:31.171 | 1:31.289 | 0.118 |
| 25 | 45 | GRAY | 28.018 | 57 | FERGUSON | 38.212 | 11 | WEEDEN | 25.525 | 25 | 45 | GRAY | 1:31.727 | 1:31.924 | 0.197 |
| 26 | 99 | WYATT | 28.191 | 99 | WYATT | 38.383 | 16 | HORSMAN | 25.540 | 26 | 99 | WYATT | 1:32.150 | 1:32.232 | 0.082 |
| 27 | 57 | FERGUSON | 28.204 | 45 | GRAY | 38.466 | 99 | WYATT | 25.576 | 27 | 57 | FERGUSON | 1:32.666 | 1:32.867 | 0.201 |
| 28 | 75 | FERGUSON | 28.346 | 35 | LODGE | 38.798 | 21 | STANFORD | 25.818 | 28 | 22 | PAULO | 1:33.210 | 1:33.247 | 0.037 |
| 29 | 21 | STANFORD | 28.593 | 75 | FERGUSON | 38.852 | 9 | CAMPBELL | 26.032 | 29 | 75 | FERGUSON | 1:33.279 | 1:33.616 | 0.337 |
| 30 | 22 | PAULO | 28.627 | 21 | STANFORD | 38.898 | 75 | FERGUSON | 26.081 | 30 | 21 | STANFORD | 1:33.309 | 1:33.652 | 0.343 |
| 31 | 35 | LODGE | 28.825 | 22 | PAULO | 39.105 | 35 | LODGE | 26.085 | 31 | 35 | LODGE | 1:33.708 | 1:34.627 | 0.919 |
| 32 | 9 | CAMPBELL | 28.930 | 9 | CAMPBELL | 39.540 | 57 | FERGUSON | 26.250 | 32 | 9 | CAMPBELL | 1:34.502 | 1:34.855 | 0.353 |

| | |
|-------------|----------|
| Perfect Lap | 1:27.486 |
|-------------|----------|

Weather / Track : Cloudy / Dry

www.tsl-timing.com

Croft
Circuit Length = 2.1250 miles
Start: 14:17 End: 14:39

Printed - 14.43 Sunday, 13 September 2009

