



BRITISH 125GP

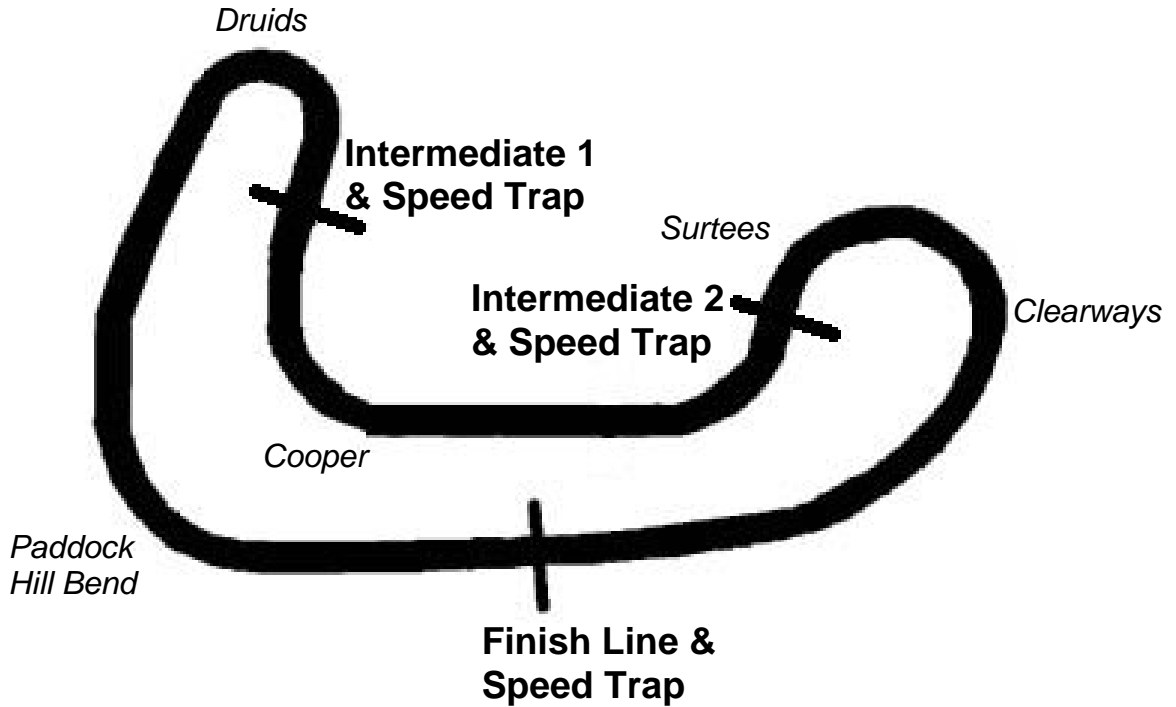
Round 1
Brands Hatch Indy

2nd - 5th April 2010



Results Provided by Timing Solutions Ltd
www.tsl-timing.com

BRANDS HATCH INDY



Circuit Length: 1.1986 miles / 1929.0 metres
 Intermediate 1: 727 metres
 Intermediate 2: 1260 metres
 Pit In: 1671 metres
 Pit Out: 83 metres after Finish Line
 Pit In – Pit Out: 332 metres, @ 60kph = 19.9 seconds, @ 80kph = 14.9 seconds

Lap Records		Best Sector Information					
		Sector 1	S1 Trap (mph)	Sector 2	S2 Trap (mph)	Sector 3	F/L Trap (mph)
Superbike	45.460		97.0		93.0		164.4
Supersport	47.047		93.7		91.9		151.8
Superstock 1000	47.644		93.3		88.6		157.5
Superstock 600	48.419		90.6		88.6		148.1
125GP	48.993		83.1		93.2		129.8

2010 SpeedyRetail.com British 125GP Championship & ACU Academy Cup

FREE PRACTICE 1 - CLASSIFICATION

POS	NO	CL	NAME	ENTRY	TIME	ON	LAPS	GAP	DIFF	MPH
1	1		James LODGE	Honda - RS Racing / Earnshaws M/cycles	50.810	22	23			84.92
2	77		Taylor MACKENZIE	Honda - KRP Node 4 MMCG	51.194	21	23	0.384	0.384	84.28
3	52	C	Danny KENT	Honda - Team Aztec GP	51.300	21	22	0.490	0.106	84.11
4	8		Brian CLARK	Honda - Banks Racing / Xpress Racewear	51.341	18	19	0.531	0.041	84.04
5	21	C	Harry STAFFORD	Honda - RCS / BTB	51.604	18	19	0.794	0.263	83.61
6	7	C	Deane BROWN	Honda - Colin Appleyard / Macadam Racing	51.726	11	21	0.916	0.122	83.42
7	3		James FORD	Honda - E3 Motorsport	51.934	13	20	1.124	0.208	83.08
8	28		Jon VINCENT	Honda - G R Formby Heavy Transport	52.028	15	18	1.218	0.094	82.93
9	98	C	Wayne RYAN	Honda - KRP / Racing Steps Foundations	52.039	18	26	1.229	0.011	82.91
10	17	C	John McPHEE	Honda - KRP/Bradley Smith Racing	52.121	22	24	1.311	0.082	82.78
11	89	C	Fraser ROGERS	Honda - KRP / Racing Steps Foundations	52.409	20	25	1.599	0.288	82.33
12	80	C	Dakota MAMOLA	Honda - KRP / Monster	52.559	21	24	1.749	0.150	82.09
13	11	C	Tom WEEDEN	Honda - Tom Weedden Racing	52.786	20	20	1.976	0.227	81.74
14	12		Edward RENDELL	Honda - Dutch-2-UK Racing	53.012	13	17	2.202	0.226	81.39
15	94	C	Sam HORNSEY	Honda - Team Repli-Cast UK Racing	53.147	17	19	2.337	0.135	81.19
16	4		Philip WAKEFIELD	Honda - PWR / Sandbach Scrap Metal	53.151	13	18	2.341	0.004	81.18
17	19		Michael HILL	Honda - TABOO Motorsport	53.170	21	22	2.360	0.019	81.15
18	22		Matthew PAULO	Honda - Grant Racing	53.214	6	7	2.404	0.044	81.08
19	6		William DUNLOP	Honda -	53.271	7	8	2.461	0.057	81.00
20	14	C	Lee JACKSON	Honda - Team Jackson Racing	53.543	16	22	2.733	0.272	80.59
21	66	C	Kasey WYATT	Honda - Team Repli-Cast UK Racing	53.754	15	17	2.944	0.211	80.27
22	5		Jamie EDWARDS	Aprilia - J C Racing / Lodgetyre.com	53.859	12	19	3.049	0.105	80.11
23	46		Ross WALKER	Honda - Ross Walker Racing	53.910	16	22	3.100	0.051	80.04
24	24		Ben BARRETT	Honda - Lowerdale Autos / SP 125 Racing	54.080	21	21	3.270	0.170	79.79
25	16		Shaun HORSMAN	Honda - Symity IT	54.271	20	21	3.461	0.191	79.50
26	51		Sam SHORROCK	Honda - Semms Fabrications	54.368	3	6	3.558	0.097	79.36
27	91		Ian STANFORD	Honda - I Stanford Racing	54.536	5	9	3.726	0.168	79.12
28	35	C	Elliot LODGE	Honda - Spike Racing	54.538	23	23	3.728	0.002	79.12
29	71	C	Andrew REID	Honda - Team Aztec GP	54.629	22	22	3.819	0.091	78.98
30	33	C	Gary WINFIELD	Honda - Oxford TAG Racing	55.372	19	23	4.562	0.743	77.92
31	25		Neil DURHAM	Aprilia - Moto Strada	56.477	20	24	5.667	1.105	76.40
32	26	C	Richard FERGUSON	Honda - Team Ferguson Racing	57.276	14	22	6.466	0.799	75.33
33	13		Rob GUIVER	Honda - SP125 / Brockwell Engineering	57.484	5	7	6.674	0.208	75.06
34	29	C	Tarran MACKENZIE	Honda - Grant Racing / Alan Duffus M/CS	58.029	19	19	7.219	0.545	74.36
35	69	C	Joshua HARLAND	Honda - Josh Harland Racing	58.394	12	13	7.584	0.365	73.89
36	36	C	Bradley HUGHES	Honda - Brad H Racing	1:05.088	2	2	14.278	6.694	66.29
37	27		Catherine GREEN	Honda - CG Racing		0	0			

Weather / Track : Cloudy / Dry

Brands Hatch Indy
 Circuit Length = 1.1986 miles
 Start: 12:15 End: 12:41

2010 SpeedyRetail.com British 125GP Championship & ACU Academy Cup

FREE PRACTICE 1 - SECTOR ANALYSIS

1		James LODGE				RS Racing / Earnshaws M'cycles									
1-	Out	68.1	18.690	63.1	19.992	106.4	1:05.944	13-	20.319	79.3	15.119	82.5	17.358	119.2	52.796
2-	24.300	71.8	16.961	67.5	19.081	112.4	1:00.342	14-	20.242	79.5	14.319	84.7	17.259	119.8	51.820
3-	22.694	72.4	16.420	68.9	18.771	110.9	57.885	15-	20.080	79.5	14.590	80.6	In		2:19.580 P
4-	23.887	73.1	16.543	68.9	18.861	108.8	59.291	16-	Out	79.4	14.642	83.8	17.333	120.7	54.778
5-	22.165	74.2	15.427	78.6	18.582	108.2	56.174	17-	20.754	78.6	14.261	84.7	17.250	119.8	52.265
6-	22.767	75.7	15.599	77.0	18.143	110.7	56.509	18-	20.532	78.9	14.253	85.7	17.201	119.8	51.986
7-	22.188	76.0	15.437	79.5	18.372	109.5	55.997	19-	20.066	78.6	14.246	83.6	17.402	118.8	51.714
8-	22.139	75.6	15.664	75.1	17.807	120.1	55.610	20-	20.466	78.3	14.166	83.6	17.227	119.8	51.859
9-	20.746	79.1	14.391	82.8	17.362	120.5	52.499	21-	19.963	79.4	14.209	80.6	17.198	118.8	51.370
10-	20.760	77.9	16.348	76.6	17.484	120.3	54.592	22-	19.853	79.7	14.021	86.4	16.936	119.6	50.810
11-	20.537	79.1	14.699	81.9	17.434	120.1	52.670	23-	19.755	79.0	14.184	84.7	17.244	119.4	51.183
12-	20.755	79.0	14.379	82.8	17.295	118.8	52.429								
3		James FORD				E3 Motorsport									
1-	Out	65.3	18.783	61.1	20.098	109.3	1:06.050	11-	20.635	77.1	15.084	79.7	17.543	116.5	53.262
2-	25.591	67.9	17.727	70.6	19.052	117.1	1:02.370	12-	20.589	77.1	14.512	82.1	17.348	119.4	52.449
3-	22.420	73.4	15.579	72.5	18.203	116.9	56.202	13-	20.078	77.5	14.433	81.9	17.423	118.1	51.934
4-	21.870	74.7	15.080	76.6	17.839	118.4	54.789	14-	20.315	76.4	14.458	81.0	17.346	117.7	52.119
5-	21.130	75.2	15.187	78.1	18.173	118.6	54.490	15-	20.224	76.4	14.498	80.0	17.376	119.4	52.098
6-	21.941	74.8	16.517	62.4	In		2:32.962 P	16-	20.200	76.3	14.494	81.0	17.388	118.8	52.082
7-	Out	71.0	15.793	75.1	18.163	117.5	1:01.230	17-	20.173	76.2	14.530	81.0	17.298	119.2	52.001
8-	22.194	75.6	15.383	76.6	17.752	117.5	55.329	18-	20.119	77.5	14.716	83.6	17.254	120.1	52.089
9-	20.686	76.6	14.949	76.2	17.722	117.3	53.357	19-	19.899	78.5	14.810	78.6	17.687	119.8	52.396
10-	20.885	76.9	14.618	82.5	17.522	117.3	53.025	20-	23.733	62.5	18.128	76.9	In		2:11.979 P
4		Philip WAKEFIELD				PWR / Sandbach Scrap Metal									
1-	Out	62.6	18.718	64.0	20.113	112.2	1:10.407	10-	21.442	75.3	15.014	81.5	17.933	113.4	54.389
2-	25.010	70.3	17.090	74.8	18.964	111.7	1:01.064	11-	21.368	75.5	14.997	80.2	17.867	114.7	54.232
3-	23.199	73.1	16.129	77.0	18.324	113.2	57.652	12-	20.759	77.0	14.926	81.3	18.021	113.7	53.706
4-	22.182	75.3	15.228	79.7	18.013	113.2	55.423	13-	20.817	76.4	14.611	81.5	17.723	113.6	53.151
5-	21.611	75.4	15.134	80.5	17.891	113.9	54.636	14-	21.172	75.2	15.556	75.2	In		3:11.647 P
6-	21.364	76.7	15.563	78.1	17.977	115.7	54.904	15-	Out	71.6	15.933	76.5	18.650	110.9	1:00.741
7-	23.310	73.1	15.960	68.8	In		5:19.548 P	16-	21.136	76.2	14.853	82.1	17.952	112.8	53.941
8-	Out	57.7	17.992	70.0	19.976	108.9	1:06.411	17-	21.017	75.7	15.189	75.2	18.479	114.5	54.685
9-	22.937	71.9	15.595	78.5	18.309	113.0	56.841	18-	21.129	76.4	14.961	80.5	17.891	112.2	53.981
5		Jamie EDWARDS				J C Racing / Lodgetyre.com									
1-	Out	72.7	16.184	70.6	19.058	116.5	58.496	11-	21.189	78.0	14.969	77.0	18.622	112.0	54.780
2-	24.899	73.8	16.854	66.7	19.662	116.3	1:01.415	12-	20.966	77.2	15.021	77.3	17.872	117.3	53.859
3-	22.686	75.8	15.236	75.8	18.133	116.9	56.055	13-	20.765	77.6	16.005	65.0	18.544	117.3	55.314
4-	21.998	49.4	17.371	74.1	19.188	113.7	58.557	14-	21.761	75.5	16.612	71.4	18.882	115.5	57.255
5-	21.280	77.2	15.352	73.3	18.173	117.1	54.805	15-	21.628	76.8	14.911	77.3	17.922	116.3	54.461
6-	22.260	77.0	15.982	73.9	18.626	116.9	56.868	16-	20.833	76.8	14.879	79.5	19.052	100.3	54.764
7-	21.513	74.3	16.816	64.8	In		3:19.808 P	17-	21.261	75.9	15.015	76.7	18.035	109.3	54.311
8-	Out	76.0	15.252	76.2	18.886	107.0	55.924	18-	22.031	76.7	15.112	81.8	18.210	112.0	55.353
9-	22.279	76.6	14.924	81.0	18.192	115.1	55.395	19-	21.778	77.3	15.223	77.3	17.653	117.5	54.654
10-	21.119	76.1	14.871	79.6	18.007	117.3	53.997								
6		William DUNLOP													
1-	Out	66.3	17.282	63.3	19.649	115.9	1:07.476	5-	22.598	74.4	15.510	74.3	18.599	118.8	56.707
2-	23.188	74.7	16.582	67.8	18.569	120.9	58.339	6-	20.980	78.2	14.985	78.1	18.040	119.0	54.005
3-	22.546	75.1			111.8		57.305	7-	20.566	78.0	15.165	73.5	17.540	120.9	53.271
4-	22.807	74.0	15.464	74.7	18.129	119.6	56.400	8-	20.885	76.5	15.607	73.1	In		9:22.759 P
7		Deane BROWN				C Colin Appleyard / Macadam Racing									
1-	Out	71.4	17.375	64.1	19.436	106.4	1:01.259	12-	20.331	81.0	14.551	81.9	17.535	118.1	52.417
2-	22.928	75.2	15.813	70.8	18.242	117.5	56.983	13-	20.348	80.1	14.173	81.5	17.456	119.4	51.977
3-	21.689	77.8	15.662	68.3	17.969	120.1	55.320	14-	20.244	80.9	14.113	82.8	17.374	119.2	51.731
4-	23.091	78.1	15.426	72.2	18.105	118.4	56.622	15-	20.547	80.3	14.054	82.8	17.352	119.2	51.953
5-	21.091	78.9	14.959	78.9	17.662	120.3	53.712	16-	20.196	80.8	14.110	81.0	In		4:09.438 P
6-	21.247	77.1	14.944	76.0	In		1:56.476 P	17-	Out	78.6	14.564	78.5	17.841	119.0	58.337

Weather / Track : Cloudy / Dry

Brands Hatch Indy
Circuit Length = 1.1986 miles
Start: 12:15 End: 12:41

2010 SpeedyRetail.com British 125GP Championship & ACU Academy Cup

FREE PRACTICE 1 - SECTOR ANALYSIS

7-	Out	79.1	15.009	76.7	17.795	119.6	56.403	18-	21.391	78.7	14.228	82.5	17.359	120.5	52.978
8-	20.779	79.6	14.667	80.6	17.439	120.5	52.885	19-	20.225	80.0	14.180	79.9	17.546	120.3	51.951
9-	20.377	80.1	15.683	75.8	17.486	120.9	53.546	20-	20.070	81.8	14.307	81.3	17.544	122.9	51.921
10-	20.230	81.3	14.318	83.2	17.246	120.5	51.794	21-	21.129	72.2	15.974	68.4	In		2:18.473 P
11-	20.352	80.5	14.109	84.6	17.265	120.3	51.726								
8	Brian CLARK Banks Racing / Xpress Racewear														
1-	Out	72.4	18.541	58.2	19.887	119.4	1:05.150	11-	20.180	80.2	14.331	82.2	17.217	120.3	51.728
2-	22.329	78.4	15.584	74.4	17.997	118.1	55.910	12-	19.868	80.9	14.326	80.2	17.171	119.6	51.365
3-	22.241	73.4	16.900	64.4	In		4:28.613 P	13-	21.080	76.1	15.945	76.2	In		2:35.023 P
4-	Out	63.4	16.580	72.0	18.318	116.5	1:03.774	14-	Out	67.3	15.390	78.1	17.383	119.6	58.262
5-	21.255	77.9	14.907	77.8	17.590	119.0	53.752	15-	20.443	78.5	14.454	81.5	17.176	119.2	52.073
6-	20.407	80.0	14.557	77.4	17.384	119.6	52.348	16-	20.709	79.2	14.404	82.4	17.157	119.8	52.270
7-	20.313	80.4	15.139	79.9	17.304	119.6	52.756	17-	20.670	78.4	14.468	78.5	17.188	119.4	52.326
8-	20.375	80.7	14.544	79.9	17.173	120.3	52.092	18-	19.767	80.3	14.215	82.5	17.359	118.6	51.341
9-	20.122	80.7	14.751	82.5	17.130	120.1	52.003	19-	19.958	81.1	14.313	81.0	17.270	119.2	51.541
10-	20.479	79.5	14.522	83.6	17.850	119.2	52.851								
11	Tom WEEDEN C Tom Weeden Racing														
1-	Out	57.3	18.332	64.8	19.887	111.8	1:07.127	11-	20.921	76.9	15.224	75.1	17.861	117.9	54.006
2-	23.065	70.5	16.522	68.6	19.171	112.2	58.758	12-	20.758	77.4	15.113	75.1	17.768	117.9	53.639
3-	22.270	72.8	16.367	68.4	18.693	114.1	57.330	13-	20.583	76.8	15.019	77.7	17.882	117.7	53.484
4-	22.881	71.5	16.042	70.5	18.645	117.9	57.568	14-	20.816	78.2	15.018	76.0	17.756	117.7	53.590
5-	22.187	74.4	16.019	72.9	18.896	112.0	57.102	15-	21.335	60.6	16.332	74.7	In		2:43.829 P
6-	21.241	76.1	15.831	68.2	17.910	119.8	54.982	16-	Out	76.2	15.366	73.6	18.025	117.3	56.502
7-	22.094	74.9	15.182	77.5	18.115	117.5	55.391	17-	20.714	76.8	15.125	78.2	18.026	117.1	53.865
8-	22.221	74.7	15.662	77.3	18.375	118.4	56.258	18-	21.171	76.4	15.184	76.7	18.028	115.7	54.383
9-	20.974	77.1	15.196	79.6	17.810	117.9	53.980	19-	20.962	76.9	14.773	79.9	17.863	116.7	53.598
10-	20.751	77.0	15.246	71.7	17.983	118.6	53.980	20-	20.277	77.7	14.748	78.5	17.761	116.7	52.786
12	Edward RENDELL Dutch-2-UK Racing														
1-	Out	70.7	16.193	75.2	19.121	115.1	1:00.578	10-	20.811	77.9	14.708	80.6	17.811	116.3	53.330
2-	22.846	75.3	15.674	77.0	18.287	113.2	56.807	11-	20.776	77.8	14.749	82.5	17.908	115.7	53.433
3-	23.010	76.4	15.163	79.9	18.095	115.5	56.268	12-	21.066	77.7	14.797	83.2	17.826	116.3	53.689
4-	21.863	75.8	14.818	79.9	In		6:44.987 P	13-	20.633	77.7	14.596	83.2	17.783	115.3	53.012
5-	Out	73.6	15.677	77.3	18.330	114.9	57.756	14-	20.713	74.7	15.179	80.0	17.832	115.3	53.724
6-	21.370	77.2	15.058	80.6	In		2:00.699 P	15-	20.790	74.5	14.836	81.9	In		2:00.411 P
7-	Out	75.2	15.327	74.3	18.565	116.5	59.163	16-	Out	76.0	15.178	81.2	18.115	114.1	56.141
8-	20.954	77.5	14.837	82.5	17.839	117.1	53.630	17-	21.966	78.0	15.281	77.5	18.762	115.1	56.009
9-	20.779	78.2	14.684	83.0	17.812	116.1	53.275								
13	Rob GUIVER SP125 / Brockwell Engineering														
1-	Out	65.7	18.277	71.1	21.437	90.1	1:06.880	5-	22.087	72.8	16.265	74.9	19.132	103.2	57.484
2-	23.637	69.3	16.573	70.3	20.253	97.3	1:00.463	6-	21.888	71.7	16.314	67.5	19.338	108.2	57.540
3-	24.802	68.5	16.530	72.3	21.029	100.0	1:02.361	7-	22.059	75.4	15.957	73.3	23.830	46.2	1:01.846
4-	23.111	72.6	16.062	74.7	19.349	103.9	58.522								
14	Lee JACKSON C Team Jackson Racing														
1-	Out	74.7	16.747	71.2	18.908	115.1	59.386	12-	20.951	77.4	15.665	74.1	17.971	114.5	54.587
2-	22.582	77.5	16.586	71.8	18.619	116.3	57.787	13-	20.957	81.1	15.279	74.9	17.899	117.1	54.135
3-	22.749	76.4	16.026	68.8	18.782	116.1	57.557	14-	20.791	81.3	15.305	74.8	17.866	116.1	53.962
4-	21.330	79.7	15.724	73.6	In		2:09.408 P	15-	20.673	80.3	15.143	76.0	17.817	115.9	53.633
5-	Out	78.1	16.106	68.7	18.327	115.9	58.733	16-	20.515	78.5	15.104	74.7	17.924	116.1	53.543
6-	23.118	77.0	15.402	72.6	18.410	115.5	56.930	17-	21.317	73.6	16.350	71.7	In		2:00.083 P
7-	21.069	80.7	16.096	68.5	18.454	115.9	55.619	18-	Out	77.8	15.846	62.2	18.642	115.7	58.121
8-	23.779	66.7	17.829	57.9	In		1:49.208 P	19-	20.684	80.2	15.250	73.2	17.787	114.1	53.721
9-	Out	73.8	15.472	73.1	18.163	115.9	57.725	20-	20.992	78.7	15.230	74.6	18.017	115.3	54.239
10-	21.111	79.8	15.432	76.6	17.976	116.9	54.519	21-	20.652	78.7	15.451	74.8	17.897	114.7	54.000
11-	20.971	80.1	15.227	75.7	17.827	117.1	54.025	22-	20.698	80.8	15.312	73.6	17.911	114.9	53.921
16	Shaun HORSMAN Symity IT														
1-	Out	59.7	18.636	66.7	20.666	98.8	1:09.992	12-	21.477	73.6	15.195	78.4	18.181	110.0	54.853
2-	27.308	66.3	19.711	63.2	In		2:42.427 P	13-	21.671	74.0	15.180	77.9	18.313	107.7	55.164

Weather / Track : Cloudy / Dry

Brands Hatch Indy
Circuit Length = 1.1986 miles
Start: 12:15 End: 12:41

2010 SpeedyRetail.com British 125GP Championship & ACU Academy Cup

FREE PRACTICE 1 - SECTOR ANALYSIS

3-	Out	68.0	16.976	72.6	19.546	100.0	1:04.015	14-	21.728	72.9	15.319	78.6	18.276	113.2	55.323
4-	23.520	70.3	16.708	68.3	19.776	103.6	1:00.004	15-	21.632	74.8	15.765	74.3	18.747	113.9	56.144
5-	23.530	68.7	16.347	73.6	19.176	102.1	59.053	16-	21.737	71.8	16.462	65.9	19.124	111.5	57.323
6-	23.556	70.0	16.964	64.0	20.041	103.9	1:00.561	17-	22.761	71.9	15.423	76.1	18.385	114.9	56.569
7-	23.380	68.5	16.322	72.0	19.711	105.0	59.413	18-	21.292	73.6	15.215	77.7	18.188	115.5	54.695
8-	23.124	69.5	15.735	76.5	18.493	107.7	57.352	19-	21.406	72.8	15.242	77.4	17.963	114.9	54.611
9-	22.412	71.4	15.389	78.5	18.341	106.7	56.142	20-	21.227	74.0	15.108	78.6	17.936	115.1	54.271
10-	23.223	72.5	15.321	80.5	18.152	110.6	56.696	21-	21.997	74.0	16.064	74.8	18.967	111.5	57.028
11-	22.012	72.1	15.321	76.9	18.250	108.8	55.583								
17	John McPHEE C KRP/Bradley Smith Racing														
1-	Out	70.3	16.138	70.6	19.542	109.1	1:01.087	13-	23.539	69.2	15.597	73.9	18.776	115.1	57.912
2-	22.886	70.5	16.212	73.2	19.016	109.1	58.114	14-	21.340	77.3	15.502	76.2	18.383	105.0	55.225
3-	23.964	70.6	15.536	73.9	18.571	108.1	58.071	15-	21.905	76.6	15.221	78.4	18.301	108.1	55.427
4-	23.061	72.1	15.356	73.8	18.220	104.4	56.637	16-	21.546	77.2	14.685	76.2	17.963	110.4	54.194
5-	22.066	73.6	15.110	77.1	18.363	115.3	55.539	17-	21.288	77.6	15.863	74.7	18.371	108.6	55.522
6-	21.789	70.6	14.934	75.1	18.299	102.5	55.022	18-	22.194	61.0	18.978	74.1	18.201	109.8	59.373
7-	24.416	76.0	14.951	75.2	18.172	101.8	57.539	19-	21.502	76.3	15.462	76.2	18.425	115.5	55.389
8-	21.836	75.4	14.736	78.5	18.262	114.1	54.834	20-	21.035	79.4	14.641	77.8	17.529	118.6	53.205
9-	24.111	76.5	15.086	77.3	18.113	112.4	57.310	21-	20.550	79.3	14.854	76.0	17.739	117.1	53.143
10-	22.180	72.1	15.670	75.4	17.914	102.1	55.764	22-	20.233	79.7	14.594	80.9	17.304	119.8	52.121
11-	21.864	71.9	14.862	77.8	18.060	113.6	54.786	23-	20.856	79.7	15.707	79.0	17.544	118.6	54.107
12-	24.218	60.8	16.840	72.0	20.461	109.1	1:01.519	24-	20.202	80.3	14.820	76.0	17.618	116.9	52.640
19	Michael HILL TABOO Motorsport														
1-	Out	66.2	18.152	65.9	19.744	114.1	1:04.618	12-	20.995	77.2	15.056	76.7	18.035	114.9	54.086
2-	23.048	75.3	15.909	72.6	In		1:33.518 P	13-	20.956	76.5	14.938	78.2	17.897	117.7	53.791
3-	Out	75.1	16.171	67.6	18.604	112.4	59.124	14-	21.130	77.9	14.759	80.0	17.708	117.9	53.597
4-	22.125	75.4	15.426	76.5	18.184	116.1	55.735	15-	20.959	77.3	15.025	72.3	18.251	117.9	54.235
5-	21.609	75.6	15.149	75.3	18.064	117.5	54.822	16-	21.238	77.9	14.990	78.1	17.624	117.7	53.852
6-	22.554	71.6	16.727	73.3	In		1:39.173 P	17-	20.923	76.9	14.715	77.3	17.920	117.7	53.558
7-	Out	73.4	15.234	79.0	18.008	119.0	57.230	18-	20.869	77.6	14.708	80.2	17.854	117.9	53.431
8-	22.036	76.8	14.953	79.3	17.921	116.9	54.910	19-	21.316	69.8	17.092	57.6	In		1:41.134 P
9-	21.119	76.8	15.041	76.1	17.823	119.0	53.983	20-	Out	75.5	15.045	77.5	17.883	116.7	54.926
10-	20.994	77.5	15.508	70.5	17.970	116.3	54.472	21-	20.885	76.6	14.614	80.8	17.671	116.9	53.170
11-	21.039	76.9	14.823	79.6	17.550	117.9	53.412	22-	21.064	75.3	15.122	76.3	17.988	116.7	54.174
21	Harry STAFFORD C RCS / BTB														
1-	Out	64.8	19.130	67.1	20.263	110.6	1:08.471	11-	20.405	77.3	14.446	77.0	18.002	117.7	52.853
2-	25.690	69.2	16.295	70.9	19.249	115.5	1:01.234	12-	20.515	78.2	15.230	76.6	18.062	116.7	53.807
3-	24.425	71.7	15.673	72.7	In		1:59.074 P	13-	21.070	72.9	14.965	78.6	In		4:54.199 P
4-	Out	71.4	15.491	80.0	18.464	115.1	58.174	14-	Out	76.8	14.813	79.3	17.859	116.5	58.234
5-	21.365	74.9	14.737	79.9	17.935	116.1	54.037	15-	20.489	77.2	14.352	83.6	17.615	117.5	52.456
6-	21.231	76.6	15.352	82.1	17.606	117.1	54.189	16-	20.378	76.7	14.503	83.9	17.343	118.8	52.224
7-	21.070	75.3	14.529	82.1	17.907	117.1	53.506	17-	20.429	77.3	14.344	82.8	17.536	116.5	52.309
8-	20.995	76.6	14.580	73.9	18.796	116.3	54.371	18-	20.045	78.7	14.149	86.2	17.410	117.9	51.604
9-	20.590	76.7	14.528	80.8	17.594	116.9	52.712	19-	22.510	75.1	15.184	74.9	In		1:34.676 P
10-	20.499	75.7	14.469	80.9	17.581	116.9	52.549								
22	Matthew PAULO Grant Racing														
1-							1:58.091	5-	21.706	78.5	14.785	80.2	17.730	115.5	54.221
2-		64.7	16.490	73.6	18.473	113.9	1:01.201	6-	20.804	79.3	14.695	77.1	17.715	114.1	53.214
3-	22.053	76.0	15.126	79.0	17.806	114.1	54.985	7-	20.863	79.8	14.761	79.7	17.697	115.1	53.321
4-	20.968	77.8	14.880	78.9	17.650	116.3	53.498								
24	Ben BARRETT Lowerdale Autos / SP 125 Racing														
1-	Out	59.8	19.544	65.1	22.114	95.7	1:11.893	12-	21.422	74.7	15.396	77.7	18.273	114.5	55.091
2-	26.977	60.5	19.471	63.5	22.042	96.0	1:08.490	13-	21.462	75.8	15.322	76.6	18.281	114.3	55.065
3-	25.619	64.5	18.096	66.3	20.414	100.0	1:04.129	14-	21.362	76.7	15.489	69.3	18.249	115.5	55.100
4-	24.644	65.8	17.702	68.4	19.979	101.4	1:02.325	15-	21.402	76.4	15.410	77.4	18.011	115.9	54.823
5-	23.756	68.1	17.130	69.4	19.474	105.0	1:00.360	16-	21.010	76.3	15.257	77.3	18.102	115.1	54.369
6-	23.583	67.9	16.964	71.5	19.245	106.9	59.792	17-	21.071	76.9	15.595	76.9	18.174	114.9	54.840
7-	22.977	73.1	16.584	69.8	19.273	111.1	58.834	18-	21.157	76.9	15.568	74.8	18.326	113.0	55.051

Weather / Track : Cloudy / Dry

Brands Hatch Indy
Circuit Length = 1.1986 miles
Start: 12:15 End: 12:41

2010 SpeedyRetail.com British 125GP Championship & ACU Academy Cup

FREE PRACTICE 1 - SECTOR ANALYSIS

8-	22.661	73.0	16.213	72.2	18.670	114.3	57.544	19-	21.245	74.7	15.283	<i>77.9</i>	18.135	114.5	54.663
9-	21.945	74.4	15.893	74.6	18.380	<i>116.1</i>	56.218	20-	21.404	73.7	15.304	76.6	18.044	114.1	54.752
10-	22.141	73.6	15.635	74.1	18.154	<i>116.1</i>	55.930	21-	<i>20.909</i>	<i>77.3</i>	<i>15.199</i>	76.2	<i>17.972</i>	114.1	54.080
11-	21.784	75.5	15.796	74.9	18.279	114.5	55.859								
25	Neil DURHAM														
	Moto Strada														
1-	Out	56.5	21.234	51.5	27.272	62.1	1:22.053	13-	22.961	72.9	16.549	75.7	19.070	103.4	58.580
2-	29.560	58.2	20.784	58.6	23.774	77.5	1:14.118	14-	23.284	69.5	16.114	73.8	19.643	101.1	59.041
3-	30.092	59.6	20.446	58.3	23.495	81.2	1:14.033	15-	22.580	70.7	16.083	74.9	18.797	<i>108.4</i>	57.460
4-	27.675	66.5	19.391	62.7	21.878	84.9	1:08.944	16-	22.171	71.8	15.880	75.1	18.666	106.0	56.717
5-	26.289	66.5	18.421	68.9	23.065	75.1	1:07.775	17-	22.263	74.3	15.809	75.1	18.528	107.0	56.600
6-	25.950	72.7	16.689	72.5	22.103	78.3	1:04.742	18-	22.316	<i>75.0</i>	15.652	68.6	19.102	107.4	57.070
7-	25.128	70.1	16.529	71.2	19.531	102.1	1:01.188	19-	22.350	71.7	16.055	<i>76.2</i>	18.592	106.5	56.997
8-	23.737	71.1	16.285	72.0	19.418	101.8	59.440	20-	22.547	70.2	15.605	<i>78.9</i>	18.325	102.6	56.477
9-	24.101	68.1	16.756	74.6	19.337	103.9	1:00.194	21-	22.690	73.1	15.745	76.3	<i>18.288</i>	103.4	56.723
10-	23.269	68.5	16.365	72.3	19.391	105.8	59.025	22-	22.947	71.3	15.522	76.9	19.129	105.2	57.598
11-	23.329	72.8	<i>15.491</i>	78.6	18.733	106.4	57.553	23-	<i>22.022</i>	72.6	15.904	72.4	19.050	104.5	56.976
12-	22.945	71.7	16.450	74.4	18.929	105.5	58.324	24-	22.402	73.3	15.651	75.4	18.764	105.5	56.817
26	Richard FERGUSON														
	C Team Ferguson Racing														
1-	Out	62.8	19.239	57.3	20.894	104.0	1:10.238	12-	22.601	73.0	16.136	69.0	18.785	109.8	57.522
2-	26.083	70.4	17.268	61.1	20.311	108.4	1:03.662	13-	22.941	72.5	16.982	69.7	<i>18.519</i>	<i>113.2</i>	58.442
3-	24.430	70.2	17.357	63.5	19.684	102.3	1:01.471	14-	<i>22.494</i>	74.1	15.834	70.7	18.948	110.7	57.276
4-	25.664	69.8	16.945	66.3	19.391	109.1	1:02.000	15-	22.780	73.3	<i>15.817</i>	67.3	In		2:19.125 P
5-	23.933	71.9	16.945	66.4	In		2:12.897 P	16-	Out	73.8	15.868	68.1	19.328	110.7	1:02.600
6-	Out	68.9	16.656	64.3	19.521	109.5	1:04.085	17-	23.376	70.4	15.916	71.2	19.242	112.8	58.534
7-	23.610	71.4	16.469	62.3	19.381	110.4	59.460	18-	22.938	71.8	16.870	70.2	19.108	111.1	58.916
8-	23.728	73.1	16.394	68.4	19.148	110.2	59.270	19-	22.660	73.4	16.639	<i>72.9</i>	18.680	110.2	57.979
9-	23.159	<i>75.0</i>	19.565	69.9	18.662	111.8	1:01.386	20-	22.931	72.8	16.452	66.7	20.118	103.2	59.501
10-	23.694	68.3	16.490	68.7	19.391	104.0	59.575	21-	23.933	61.0	16.546	67.1	19.148	111.3	59.627
11-	23.175	74.1	16.020	68.5	19.161	110.7	58.356	22-	23.470	69.9	16.138	67.6	19.407	109.1	59.015
27	Catherine GREEN														
	CG Racing														
28	Jon VINCENT														
	G R Formby Heavy Transport														
1-	Out	67.7	17.904	59.4	21.354	109.3	1:06.266	10-	20.845	77.6	15.543	75.3	17.881	116.9	54.269
2-	22.716	74.1	16.315	66.5	18.683	113.9	57.714	11-	20.887	76.5	15.462	77.5	17.593	117.1	53.942
3-	21.444	74.3	15.272	75.6	18.078	115.5	54.794	12-	20.427	78.1	14.900	79.2	17.649	<i>119.0</i>	52.976
4-	20.892	76.7	15.046	79.0	17.841	116.1	53.779	13-	20.234	77.6	14.683	83.8	17.448	116.1	52.365
5-	21.086	75.7	15.196	81.5	17.611	116.1	53.893	14-	20.509	<i>78.3</i>	<i>14.439</i>	<i>85.9</i>	17.447	115.9	52.395
6-	20.472	77.8	15.001	79.2	17.731	114.7	53.204	15-	20.218	77.0	14.469	83.9	<i>17.341</i>	116.7	52.028
7-	20.704	76.1	14.748	79.6	In		2:10.485 P	16-	20.250	77.4	15.287	76.6	17.926	115.7	53.463
8-	Out	72.6	15.432	75.8	18.140	113.6	58.224	17-	<i>20.148</i>	76.9	14.683	81.2	17.685	114.3	52.516
9-	20.612	77.4	14.949	76.7	17.855	117.7	53.416	18-	20.208	77.5	14.620	81.9	17.506	114.7	52.334
29	Tarran MACKENZIE														
	C Grant Racing / Alan Duffus M/CS														
1-	Out	55.2	21.987	54.7	23.917	88.7	1:21.497	11-	24.109	67.3	18.097	66.7	In		2:49.798 P
2-	29.310	58.1	20.562	56.3	21.754	100.0	1:11.626	12-	Out	62.9	17.819	65.4	20.792	102.3	1:10.390
3-	27.994	65.5	18.682	62.6	21.874	93.6	1:08.550	13-	23.601	67.7	16.570	68.3	19.328	110.0	59.499
4-	26.466	64.5	17.677	68.9	19.654	102.1	1:03.797	14-	22.975	69.5	16.429	65.6	19.292	110.4	58.696
5-	24.644	68.3	16.988	67.6	19.807	105.8	1:01.439	15-	22.913	70.2	16.489	67.3	19.613	107.7	59.015
6-	26.456	70.6	16.904	68.5	20.116	95.7	1:03.476	16-	23.322	70.6	16.562	69.9	19.676	108.4	59.560
7-	24.524	69.7	16.995	67.5	19.534	102.1	1:01.053	17-	23.558	<i>72.4</i>	16.310	70.0	19.073	109.7	58.941
8-	23.820	71.4	16.666	67.5	19.601	109.3	1:00.087	18-	23.023	69.9	16.325	<i>71.0</i>	<i>18.750</i>	<i>113.0</i>	58.098
9-	23.843	69.3	16.694	69.4	19.975	104.9	1:00.512	19-	<i>22.417</i>	70.2	<i>15.931</i>	68.9	19.681	108.8	58.029
10-	24.282	67.2	16.645	66.1	19.688	107.7	1:00.615								
33	Gary WINFIELD														
	C Oxford TAG Racing														
1-	Out	66.5	19.758	56.4	21.637	103.6	1:10.959	13-	22.379	77.4	15.766	<i>78.1</i>	18.640	113.4	56.785
2-	26.041	67.0	17.419	68.9	20.272	100.0	1:03.732	14-	22.273	76.4	15.950	76.5	18.623	112.2	56.846
3-	24.425	71.0	17.918	68.0	In		3:17.968 P	15-	22.305	74.6	15.919	75.2	19.033	110.9	57.257
4-	Out	72.6	16.426	72.5	19.669	111.3	1:01.701	16-	22.419	78.1	15.656	<i>78.1</i>	18.778	110.9	56.853

Weather / Track : Cloudy / Dry

Brands Hatch Indy
Circuit Length = 1.1986 miles
Start: 12:15 End: 12:41

2010 SpeedyRetail.com British 125GP Championship & ACU Academy Cup

FREE PRACTICE 1 - SECTOR ANALYSIS

5-	24.028	74.2	16.621	74.9	19.163	108.4	59.812	17-	21.900	<i>78.3</i>	15.890	70.9	19.005	111.8	56.795																
6-	23.451	75.0	15.890	70.6	18.834	113.2	58.175	18-	22.258	75.3	15.957	72.4	18.678	111.3	56.893																
7-	23.627	71.0	16.991	73.5	19.200	111.7	59.818	19-	<i>21.701</i>	77.4	<i>15.343</i>	77.3	<i>18.328</i>	113.2	55.372																
8-	22.703	74.5	16.637	76.2	18.797	112.6	58.137	20-	21.906	68.6	17.090	73.2	19.490	108.8	58.486																
9-	23.066	74.0	16.395	76.1	18.614	113.2	58.075	21-	23.305	69.2	16.667	67.7	19.163	111.8	59.135																
10-	22.683	77.4	16.613	75.7	18.687	<i>113.6</i>	57.983	22-	22.260	75.7	16.974	77.0	18.770	110.0	58.004																
11-	22.410	76.4	16.331	74.7	18.572	112.8	57.313	23-	22.054	77.1	15.605	77.3	18.816	109.5	56.475																
12-	22.293	76.2	15.887	70.6	18.921	112.0	57.101																								
35	Elliot LODGE															C	Spike Racing														
1-	Out	68.9	18.524	64.5	20.474	110.2	1:07.862	13-	21.680	77.6	15.865	75.1	18.391	110.6	55.936																
2-	24.105	72.8	17.340	67.1	19.249	109.8	1:00.694	14-	21.680	78.0	15.609	71.4	18.277	112.6	55.566																
3-	23.673	76.1	16.644	67.9	19.137	110.9	59.454	15-	22.291	78.3	16.000	77.0	18.367	111.5	56.658																
4-	23.303	75.5	16.398	73.0	18.641	112.6	58.342	16-	21.349	77.7	15.554	76.1	18.224	112.8	55.127																
5-	22.586	77.0	16.132	75.4	19.104	111.3	57.822	17-	21.671	78.2	15.671	76.7	18.303	113.2	55.645																
6-	22.671	77.2	15.944	76.0	18.797	112.0	57.412	18-	21.523	77.0	15.717	74.2	18.265	111.7	55.505																
7-	22.234	77.5	15.767	77.4	18.743	112.6	56.744	19-	22.523	78.9	15.884	76.6	18.391	111.3	56.798																
8-	23.061	77.2	16.304	73.3	18.574	110.9	57.939	20-	21.992	79.0	16.082	78.5	18.520	<i>114.1</i>	56.594																
9-	22.096	78.5	15.799	76.7	18.258	107.7	56.153	21-	21.130	79.3	15.468	76.9	<i>18.017</i>	112.4	54.615																
10-	22.986	77.0	15.874	77.4	18.418	110.2	57.278	22-	21.294	78.3	15.478	79.5	18.061	111.7	54.833																
11-	21.733	78.7	15.812	77.8	18.321	112.6	55.866	23-	<i>21.085</i>	<i>79.8</i>	<i>15.421</i>	<i>80.0</i>	18.032	112.0	54.538																
12-	21.636	78.2	15.493	77.4	18.216	111.5	55.345																								
36	Bradley HUGHES															C	Brad H Racing														
1-	Out	62.8	19.711	57.4	21.895	110.7	1:13.416	2-	<i>26.555</i>	<i>68.1</i>	<i>17.531</i>	<i>64.5</i>	<i>21.002</i>	<i>112.4</i>	1:05.088																
46	Ross WALKER															Ross Walker Racing															
1-	Out	67.9	18.918	60.4	19.986	114.3	1:07.148	12-	22.178	73.2	16.550	71.4	18.331	114.5	57.059																
2-	24.272	73.0	16.856	68.1	18.963	116.7	1:00.091	13-	21.097	78.0	15.598	73.6	18.175	115.7	54.870																
3-	22.949	76.1	16.411	69.4	18.719	115.5	58.079	14-	21.555	77.1	15.410	73.6	17.960	116.3	54.925																
4-	23.937	74.1	16.573	69.6	19.169	106.2	59.679	15-	21.116	<i>78.9</i>	15.577	73.7	18.042	117.3	54.735																
5-	22.820	76.8	16.653	64.7	18.898	111.5	58.371	16-	<i>20.787</i>	78.2	15.323	<i>75.8</i>	<i>17.800</i>	116.9	53.910																
6-	23.256	76.8	15.958	72.0	18.311	<i>117.7</i>	57.525	17-	21.061	77.0	15.370	<i>75.8</i>	17.931	116.3	54.362																
7-	23.160	76.9	15.783	72.9	18.233	111.3	57.176	18-	20.788	77.2	15.440	74.6	In		1:47.302 P																
8-	21.861	77.5	15.812	71.2	18.403	116.1	56.076	19-	Out	75.0	16.151	69.1	18.797	113.2	1:00.092																
9-	21.715	76.7	15.711	72.4	18.078	115.1	55.504	20-	21.204	77.0	15.480	74.1	17.886	116.3	54.570																
10-	21.317	77.3	15.464	74.8	18.058	117.5	54.839	21-	21.328	77.7	15.600	74.2	18.003	115.1	54.931																
11-	21.060	77.9	16.048	70.2	18.155	116.5	55.263	22-	20.818	77.4	<i>15.285</i>	75.1	17.815	116.5	53.918																
51	Sam SHORROCK															Semms Fabrications															
1-							54.575	4-							1:50.189																
2-							54.614	5-							57.336																
3-							54.368	6-							58.256																
52	Danny KENT															C	Team Aztec GP														
1-	Out	58.6	20.697	62.8	22.854	92.4	1:13.382	12-	21.282	79.9	15.421	77.1	18.690	107.2	55.393																
2-	26.371	65.1	18.001	70.2	21.252	94.8	1:05.624	13-	21.773	74.7	15.181	77.8	18.395	110.0	55.349																
3-	24.887	65.1	17.584	66.7	20.633	97.1	1:03.104	14-	20.785	80.4	15.356	68.9	21.408	113.0	57.549																
4-	23.474	66.3	17.234	74.3	20.426	95.3	1:01.134	15-	20.904	79.3	15.036	77.0	17.713	117.3	53.653																
5-	23.418	68.5	16.865	72.2	19.941	99.7	1:00.224	16-	20.294	79.7	14.791	80.2	17.660	117.5	52.745																
6-	27.240	64.9	17.016	70.9	19.833	101.8	1:04.089	17-	20.692	78.3	14.828	79.7	17.414	<i>118.8</i>	52.934																
7-	22.708	74.7	17.628	70.2	19.449	103.7	59.785	18-	20.821	78.7	14.492	80.3	17.432	117.5	52.745																
8-	23.333	70.9	17.417	69.9	18.909	105.0	59.659	19-	20.595	79.9	14.430	82.8	17.379	118.4	52.404																
9-	22.295	73.6	16.492	73.8	19.538	105.7	58.325	20-	20.264	<i>81.1</i>	14.434	83.9	17.242	117.3	51.940																
10-	23.270	75.0	15.902	70.8	18.794	108.6	57.966	21-	<i>19.963</i>	<i>81.1</i>	<i>14.250</i>	<i>84.7</i>	<i>17.087</i>	118.6	51.300																
11-	22.039	80.3	15.838	74.3	18.910	104.7	56.787	22-	20.308	79.3	14.640	78.8	17.684	113.0	52.632																
66	Kasey WYATT															C	Team Repli-Cast UK Racing														
1-	Out	70.4	18.765	65.0	20.110	109.1	1:05.721	10-	21.424	77.2	15.584	76.1	18.587	109.1	55.595																
2-	24.812	76.2	16.544	70.7	18.806	114.3	1:00.162	11-	21.805	76.1	16.008	76.2	In		4:43.852 P																
3-	22.615	73.9	17.087	66.4	In		2:32.513 P	12-	Out	55.1	20.611	54.9	19.561	113.6	1:07.762																
4-	Out	75.6	16.350	70.9	18.870	111.7	1:01.383	13-	21.155	78.3	15.331	75.6	18.178	113.0	54.664																
5-	22.273	76.9	16.212	69.7	18.649	105.7	57.134	14-	20.835	77.8	15.099	<i>78.8</i>	<i>17.887</i>	115.5	53.821																

Weather / Track : Cloudy / Dry

Brands Hatch Indy
Circuit Length = 1.1986 miles
Start: 12:15 End: 12:41

2010 SpeedyRetail.com British 125GP Championship & ACU Academy Cup

FREE PRACTICE 1 - SECTOR ANALYSIS

6-	23.683	59.7	16.922	69.1	In	1:57.139	P	15-	20.800	77.8	<i>15.003</i>	78.4	17.951	105.4	53.754
7-	Out	76.5	15.563	75.7	18.285	<i>115.9</i>	1:01.040	16-	<i>20.644</i>	<i>78.8</i>	15.558	70.6	18.637	114.5	54.839
8-	21.799	77.3	16.064	76.1	18.935	107.0	56.798	17-	21.107	77.6	16.704	65.0	19.560	103.9	57.371
9-	21.617	77.1	16.503	70.2	18.700	105.2	56.820								
69	Joshua HARLAND			C			Josh Harland Racing								
1-	Out	66.1	20.682	53.9	21.189	107.9	1:09.039	8-	24.148	71.5	16.477	67.7	19.581	110.9	1:00.206
2-	29.509	69.3	19.460	57.0	21.219	109.7	1:10.188	9-	23.971	71.4	16.769	67.9	<i>18.797</i>	<i>115.1</i>	59.537
3-	26.158	73.5	17.184	66.2	19.627	112.8	1:02.969	10-	23.140	73.6	16.252	68.0	In		3:07.318 P
4-	26.058	67.8	17.939	62.2	In		5:17.065 P	11-	Out	73.6	16.509	68.9	19.281	111.7	1:03.433
5-	Out	71.0	17.546	62.5	20.154	106.7	1:03.055	12-	23.282	72.6	<i>16.042</i>	<i>70.2</i>	19.070	111.3	58.394
6-	24.599	71.9	16.830	68.0	19.479	112.2	1:00.908	13-	23.567	72.4	16.408	67.7	18.987	112.2	58.962
7-	23.965	<i>73.9</i>	16.654	69.0	19.236	112.6	59.855								
71	Andrew REID			C			Team Aztec GP								
1-	Out	59.0	20.689	65.1	22.275	89.1	1:10.794	12-	22.084	74.1	16.083	77.1	18.564	108.6	56.731
2-	26.805	61.9	21.262	56.0	22.517	89.1	1:10.584	13-	22.411	70.2	15.848	82.2	18.290	110.2	56.549
3-	24.928	63.9	18.021	70.9	20.522	93.2	1:03.471	14-	21.567	73.4	15.142	82.2	18.285	109.8	54.994
4-	25.975	66.2	17.514	72.5	20.183	98.3	1:03.672	15-	21.694	69.0	17.111	75.6	In		2:40.566 P
5-	23.563	67.5	16.562	72.6	19.567	99.9	59.692	16-	Out	68.9	16.952	71.6	19.666	104.2	1:06.255
6-	23.411	68.6	16.355	76.0	19.567	97.8	59.333	17-	22.143	74.3	15.339	83.0	<i>18.020</i>	<i>111.8</i>	55.502
7-	23.113	69.3	16.043	76.6	19.177	99.7	58.333	18-	21.275	71.3	<i>14.944</i>	78.9	18.668	109.5	54.887
8-	22.897	72.1	15.833	76.2	19.226	102.1	57.956	19-	21.372	70.7	15.410	80.6	18.384	109.3	55.166
9-	22.515	73.5	15.646	80.9	18.855	99.7	57.016	20-	21.557	71.5	15.594	79.6	18.841	102.0	55.992
10-	22.211	<i>74.6</i>	15.749	76.5	20.328	97.4	58.288	21-	21.673	73.5	14.950	<i>84.7</i>	18.094	110.7	54.717
11-	23.599	67.8	15.933	77.7	18.723	106.5	58.255	22-	<i>21.270</i>	73.9	15.022	81.5	18.337	108.6	54.629
77	Taylor MACKENZIE			C			KRP Node 4 MMCG								
1-	Out	76.7	15.566	72.2	18.024	123.6	56.914	13-	21.058	80.7	17.027	79.5	17.299	123.1	55.384
2-	22.228	79.1	14.870	73.9	17.594	124.5	54.692	14-	20.284	80.7	14.022	80.8	17.080	125.2	51.386
3-	22.159	78.5	14.934	78.2	17.667	123.4	54.760	15-	20.287	81.5	<i>13.934</i>	<i>85.2</i>	17.082	123.6	51.303
4-	21.772	79.7	14.650	79.7	17.310	124.5	53.732	16-	21.300	78.4	14.639	78.9	In		2:31.769 P
5-	20.895	78.5	14.373	76.9	17.349	125.2	52.617	17-	Out	79.1	14.774	82.2	17.318	124.7	1:00.885
6-	20.785	81.6	14.949	77.9	17.477	<i>125.7</i>	53.211	18-	20.327	81.4	14.259	80.6	17.518	120.5	52.104
7-	21.272	80.0	14.925	82.4	17.166	124.5	53.363	19-	20.481	<i>82.1</i>	14.067	82.8	17.064	124.5	51.612
8-	21.576	79.9	15.256	80.2	17.251	123.8	54.083	20-	21.181	81.1	14.580	75.4	17.677	122.2	53.438
9-	20.620	81.1	14.313	82.1	17.142	125.4	52.075	21-	<i>20.174</i>	79.7	14.009	83.6	<i>17.011</i>	124.0	51.194
10-	21.370	78.5	14.737	81.0	17.275	123.4	53.382	22-	20.795	81.8	14.341	83.8	17.016	123.8	52.152
11-	20.474	80.9	14.546	82.2	17.177	124.3	52.197	23-	21.088	80.8	15.911	70.9	In		2:16.068 P
12-	20.425	80.5	14.335	84.3	17.057	124.7	51.817								
80	Dakota MAMOLA			C			KRP / Monster								
1-	Out	71.6	17.741	63.7	19.545	117.5	1:04.973	13-	20.822	80.4	14.813	80.9	17.501	121.4	53.136
2-	23.745	77.2	16.211	74.4	18.311	<i>123.1</i>	58.267	14-	21.672	77.8	14.943	82.2	17.638	120.1	54.253
3-	22.242	79.0	16.055	72.2	18.072	120.1	56.369	15-	21.002	<i>81.8</i>	15.108	77.5	18.001	121.1	54.111
4-	22.914	72.1	15.879	70.6	18.106	118.4	56.899	16-	20.919	81.4	14.693	82.1	17.682	120.7	53.294
5-	23.474	61.5	17.028	69.0	In		2:10.636 P	17-	20.603	79.9	14.705	82.8	17.668	121.8	52.976
6-	Out	76.2	15.840	73.5	18.248	118.8	1:00.462	18-	21.558	66.3	26.625	31.0	19.712	118.8	1:07.895
7-	21.934	80.3	15.088	79.7	17.928	119.6	54.950	19-	21.134	81.5	15.010	75.6	17.667	121.4	53.811
8-	21.426	80.5	14.780	82.1	17.708	119.8	53.914	20-	21.281	81.0	15.229	75.7	17.849	117.5	54.359
9-	21.458	81.5	14.849	80.6	17.789	120.5	54.096	21-	20.623	81.4	<i>14.643</i>	80.8	<i>17.293</i>	119.8	52.559
10-	21.630	80.0	14.745	<i>83.0</i>	17.610	120.9	53.985	22-	<i>20.493</i>	79.9	14.697	80.5	17.544	119.0	52.734
11-	21.841	80.0	14.827	76.9	17.926	120.7	54.594	23-	20.787	75.3	15.496	71.5	In		2:14.469 P
12-	20.964	81.5	14.722	81.6	17.684	120.3	53.370	24-	Out	78.1	15.310	76.3	18.441	116.9	56.442
89	Fraser ROGERS			C			KRP / Racing Steps Foundations								
1-	Out	71.1	18.542	64.3	19.735	115.1	1:05.289	14-	20.543	79.1	14.707	76.7	17.488	120.1	52.738
2-	23.036	75.4	16.410	70.1	18.686	119.8	58.132	15-	20.399	78.8	14.577	76.6	17.616	119.0	52.592
3-	21.756	78.2	15.862	69.9	18.134	120.7	55.752	16-	20.355	79.5	14.671	75.1	17.589	119.8	52.615
4-	22.109	76.4	16.240	69.6	18.903	104.2	57.252	17-	20.925	79.6	15.302	74.8	17.640	118.8	53.867
5-	22.361	77.4	16.068	73.6	18.018	120.3	56.447	18-	20.433	79.1	14.891	75.6	17.493	120.5	52.817
6-	22.510	77.8	15.523	72.0	17.876	<i>121.4</i>	55.909	19-	20.783	79.7	14.860	74.2	17.589	118.8	53.232
7-	21.940	77.3	15.579	74.6	18.255	118.1	55.774	20-	20.340	80.3	14.584	75.6	<i>17.485</i>	118.1	52.409

Weather / Track : Cloudy / Dry

Brands Hatch Indy
Circuit Length = 1.1986 miles
Start: 12:15 End: 12:41

2010 SpeedyRetail.com British 125GP Championship & ACU Academy Cup

FREE PRACTICE 1 - SECTOR ANALYSIS

8-	21.742	78.5	15.095	75.6	17.995	117.9	54.832	21-	20.544	78.4	14.877	75.8	17.560	118.6	52.981	
9-	20.964	80.0	14.751	<i>77.9</i>	17.585	119.6	53.300	22-	20.472	80.2	14.624	75.7	17.513	119.2	52.609	
10-	20.783	78.4	15.741	73.8	17.859	118.8	54.383	23-	<i>20.313</i>	80.1	<i>14.566</i>	76.6	17.894	119.0	52.773	
11-	20.791	<i>80.7</i>	14.792	76.6	In		2:24.377 P	24-	21.063	77.2	15.075	75.1	18.103	117.7	54.241	
12-	Out	76.6	15.287	74.3	17.950	118.1	56.857	25-	20.834	79.3	14.929	73.1	17.995	115.3	53.758	
13-	20.461	79.2	14.887	75.4	17.636	119.6	52.984									
91	Ian STANFORD							I Stanford Racing								
1-	Out	69.8	17.971	58.0	20.079	112.4	1:03.339	6-	<i>20.856</i>	75.8	15.281	74.8	18.644	117.5	54.781	
2-	24.821	69.6	16.778	71.7	18.534	117.3	1:00.133	7-	21.290	75.6	15.605	72.5	18.159	<i>118.6</i>	55.054	
3-	22.753	72.1	15.855	74.2	18.315	117.3	56.923	8-	21.069	76.2	16.470	68.9	18.365	118.4	55.904	
4-	22.084	72.6	15.628	76.1	18.130	116.9	55.842	9-	21.129	<i>76.5</i>	<i>15.165</i>	75.1	19.118	71.9	55.412	
5-	21.477	75.5	15.259	<i>78.6</i>	<i>17.800</i>	117.5	54.536									
94	Sam HORNSEY							C Team Repli-Cast UK Racing								
1-	Out	67.7	18.530	59.8	20.658	105.2	1:06.525	11-	21.183	76.9	15.008	78.2	17.964	116.3	54.155	
2-	25.113	71.3	17.397	65.7	19.426	109.7	1:01.936	12-	21.016	78.3	14.943	78.2	17.922	116.9	53.881	
3-	23.074	71.7	16.898	67.9	19.055	111.1	59.027	13-	21.105	78.4	14.890	80.0	17.860	115.7	53.855	
4-	22.210	75.9	16.011	73.3	18.756	115.7	56.977	14-	20.983	77.3	15.806	73.7	In		2:55.657 P	
5-	22.358	75.3	16.059	73.1	18.969	116.9	57.386	15-	Out	68.1	16.212	71.8	18.501	114.1	59.842	
6-	21.745	76.2	15.731	76.0	18.176	115.5	55.652	16-	21.400	78.5	15.434	76.0	17.927	115.3	54.761	
7-	21.207	76.5	15.444	76.1	18.033	115.9	54.684	17-	20.587	78.0	14.871	78.5	17.689	117.5	53.147	
8-	21.233	77.0	15.533	72.5	18.194	117.1	54.960	18-	21.081	78.0	<i>14.784</i>	80.6	17.787	116.1	53.652	
9-	20.924	77.5	15.193	76.0	17.774	<i>117.7</i>	53.891	19-	20.661	76.1	14.924	<i>81.5</i>	<i>17.652</i>	116.5	53.237	
10-	21.815	76.3	15.313	74.4	18.142	116.1	55.270									
98	Wayne RYAN							C KRP / Racing Steps Foundations								
1-	Out	69.6	17.252	62.3	18.930	122.5	1:03.778	14-	20.465	81.3	14.656	78.9	17.407	122.5	52.528	
2-	22.340	78.5	15.256	73.1	17.953	<i>124.3</i>	55.549	15-	<i>20.274</i>	80.7	15.074	74.3	17.457	122.9	52.805	
3-	21.571	80.6	15.805	75.7	17.713	123.6	55.089	16-	20.629	79.8	14.596	79.9	17.371	123.1	52.596	
4-	20.848	80.3	15.421	71.5	18.348	121.8	54.617	17-	20.615	79.4	14.574	79.5	17.608	122.9	52.797	
5-	21.490	80.6	14.752	77.1	17.550	122.7	53.792	18-	20.308	80.8	14.492	79.7	17.239	123.1	52.039	
6-	20.717	80.9	14.610	77.9	17.369	123.6	52.696	19-	20.833	80.0	14.642	75.1	17.539	123.1	53.014	
7-	20.848	80.7	14.803	76.5	17.303	122.2	52.954	20-	20.290	81.4	14.660	78.1	In		2:45.305 P	
8-	20.866	79.9	14.635	79.9	17.351	122.9	52.852	21-	Out	77.3	15.525	75.6	17.559	122.5	56.232	
9-	20.398	80.7	<i>14.412</i>	<i>80.9</i>	17.337	121.6	52.147	22-	20.439	80.9	14.737	77.3	17.387	120.5	52.563	
10-	20.521	80.3	14.638	79.6	<i>17.233</i>	123.4	52.392	23-	20.911	79.8	15.191	74.2	17.987	120.9	54.089	
11-	20.307	<i>81.9</i>	14.521	78.9	17.490	122.7	52.318	24-	21.392	77.1	15.499	73.0	18.197	120.3	55.088	
12-	20.730	77.8	14.780	80.2	17.284	123.1	52.794	25-	20.986	80.9	14.967	76.3	17.743	121.6	53.696	
13-	21.339	78.4	14.717	77.1	17.754	121.6	53.810	26-	20.942	77.5	15.251	73.8	18.700	115.3	54.893	

Weather / Track : Cloudy / Dry

Brands Hatch Indy
Circuit Length = 1.1986 miles
Start: 12:15 End: 12:41

2010 SpeedyRetail.com British 125GP Championship & ACU Academy Cup

FREE PRACTICE 1 - SPEED TRAPS

SECTOR 1				SECTOR 2			FINISH LINE			
POS	NO	NAME	MPH	NO	NAME	MPH	NO	NAME	MPH	
1	77	Taylor MACKENZIE	82.1	1	James LODGE	86.4	77	Taylor MACKENZIE	125.7	
2	98	Wayne RYAN	81.9	21	Harry STAFFORD	86.2	98	Wayne RYAN	124.3	
3	7	Deane BROWN	81.8	28	Jon VINCENT	85.9	80	Dakota MAMOLA	123.1	
4	80	Dakota MAMOLA	81.8	77	Taylor MACKENZIE	85.2	7	Deane BROWN	122.9	
5	14	Lee JACKSON	81.3	52	Danny KENT	84.7	89	Fraser ROGERS	121.4	
6	8	Brian CLARK	81.1	71	Andrew REID	84.7	6	William DUNLOP	120.9	
7	52	Danny KENT	81.1	7	Deane BROWN	84.6	1	James LODGE	120.7	
8	89	Fraser ROGERS	80.7	3	James FORD	83.6	8	Brian CLARK	120.3	
9	17	John McPHEE	80.3	8	Brian CLARK	83.6	3	James FORD	120.1	
10	22	Matthew PAULO	79.8	12	Edward RENDELL	83.2	11	Tom WEEDEN	119.8	
11	35	Elliot LODGE	79.8	80	Dakota MAMOLA	83.0	17	John McPHEE	119.8	
12	1	James LODGE	79.7	4	Philip WAKEFIELD	82.1	19	Michael HILL	119.0	
13	94	Sam HORNSEY	79.6	5	Jamie EDWARDS	81.8	28	Jon VINCENT	119.0	
14	46	Ross WALKER	78.9	94	Sam HORNSEY	81.5	21	Harry STAFFORD	118.8	
15	66	Kasey WYATT	78.8	17	John McPHEE	80.9	52	Danny KENT	118.8	
16	21	Harry STAFFORD	78.7	98	Wayne RYAN	80.9	91	Ian STANFORD	118.6	
17	3	James FORD	78.5	19	Michael HILL	80.8	46	Ross WALKER	117.7	
18	28	Jon VINCENT	78.3	16	Shaun HORSMAN	80.5	94	Sam HORNSEY	117.7	
19	33	Gary WINFIELD	78.3	22	Matthew PAULO	80.2	5	Jamie EDWARDS	117.5	
20	6	William DUNLOP	78.2	35	Elliot LODGE	80.0	12	Edward RENDELL	117.1	
21	11	Tom WEEDEN	78.2	11	Tom WEEDEN	79.9	14	Lee JACKSON	117.1	
22	12	Edward RENDELL	78.2	25	Neil DURHAM	78.9	22	Matthew PAULO	116.3	
23	5	Jamie EDWARDS	78.0	66	Kasey WYATT	78.8	24	Ben BARRETT	116.1	
24	19	Michael HILL	77.9	91	Ian STANFORD	78.6	66	Kasey WYATT	115.9	
25	24	Ben BARRETT	77.3	6	William DUNLOP	78.1	4	Philip WAKEFIELD	115.7	
26	4	Philip WAKEFIELD	77.0	33	Gary WINFIELD	78.1	16	Shaun HORSMAN	115.5	
27	91	Ian STANFORD	76.5	24	Ben BARRETT	77.9	69	Joshua HARLAND	115.1	
28	13	Rob GUIVER	75.4	89	Fraser ROGERS	77.9	35	Elliot LODGE	114.1	
29	25	Neil DURHAM	75.0	14	Lee JACKSON	76.6	33	Gary WINFIELD	113.6	
30	26	Richard FERGUSON	75.0	46	Ross WALKER	75.8	26	Richard FERGUSON	113.2	
31	16	Shaun HORSMAN	74.8	13	Rob GUIVER	74.9	29	Tarran MACKENZIE	113.0	
32	71	Andrew REID	74.6	26	Richard FERGUSON	72.9	36	Bradley HUGHES	112.4	
33	69	Joshua HARLAND	73.9	29	Tarran MACKENZIE	71.0	71	Andrew REID	111.8	
34	29	Tarran MACKENZIE	72.4	69	Joshua HARLAND	70.2	25	Neil DURHAM	108.4	
35	36	Bradley HUGHES	68.1	36	Bradley HUGHES	64.5	13	Rob GUIVER	108.2	
36										
37										

Weather / Track : Cloudy / Dry

Brands Hatch Indy
Circuit Length = 1.1986 miles
Start: 12:15 End: 12:41

2010 SpeedyRetail.com British 125GP Championship & ACU Academy Cup

FREE PRACTICE 1 - BEST SECTOR TIMES

SECTOR 1			SECTOR 2			SECTOR 3			IDEAL / BEST COMPARISON						
POS	NO	NAME	TIME	NO	NAME	TIME	NO	NAME	TIME	POS	NO	NAME	IDEAL	BEST	DIFF
1	1	LODGE	19.755	77	MACKENZIE	13.934	1	LODGE	16.936	1	1	LODGE	50.712	50.810	0.098
2	8	CLARK	19.767	1	LODGE	14.021	77	MACKENZIE	17.011	2	8	CLARK	51.112	51.341	0.229
3	3	FORD	19.899	7	BROWN	14.054	52	KENT	17.087	3	77	MACKENZIE	51.119	51.194	0.075
4	52	KENT	19.963	21	STAFFORD	14.149	8	CLARK	17.130	4	52	KENT	51.300	51.300	0.000
5	21	STAFFORD	20.045	8	CLARK	14.215	98	RYAN	17.233	5	7	BROWN	51.370	51.726	0.356
6	7	BROWN	20.070	52	KENT	14.250	7	BROWN	17.246	6	21	STAFFORD	51.537	51.604	0.067
7	28	VINCENT	20.148	98	RYAN	14.412	3	FORD	17.254	7	3	FORD	51.586	51.934	0.348
8	77	MACKENZIE	20.174	3	FORD	14.433	80	MAMOLA	17.293	8	98	RYAN	51.919	52.039	0.120
9	17	McPHEE	20.202	28	VINCENT	14.439	17	McPHEE	17.304	9	28	VINCENT	51.928	52.028	0.100
10	98	RYAN	20.274	89	ROGERS	14.566	28	VINCENT	17.341	10	17	McPHEE	52.090	52.121	0.031
11	11	WEEDEN	20.277	17	McPHEE	14.584	21	STAFFORD	17.343	11	89	ROGERS	52.364	52.409	0.045
12	89	ROGERS	20.313	12	RENDELL	14.596	89	ROGERS	17.485	12	80	MAMOLA	52.429	52.559	0.130
13	80	MAMOLA	20.493	4	WAKEFIELD	14.611	6	DUNLOP	17.540	13	11	WEEDEN	52.781	52.786	0.005
14	94	HORNSEY	20.494	19	HILL	14.614	19	HILL	17.550	14	94	HORNSEY	52.930	53.147	0.217
15	14	JACKSON	20.515	80	MAMOLA	14.643	22	PAULO	17.650	15	12	RENDELL	53.012	53.012	0.000
16	6	DUNLOP	20.566	22	PAULO	14.695	94	HORNSEY	17.652	16	19	HILL	53.033	53.170	0.137
17	12	RENDELL	20.633	11	WEEDEN	14.748	5	EDWARDS	17.653	17	6	DUNLOP	53.091	53.271	0.180
18	66	WYATT	20.644	94	HORNSEY	14.784	4	WAKEFIELD	17.723	18	4	WAKEFIELD	53.093	53.151	0.058
19	4	WAKEFIELD	20.759	5	EDWARDS	14.871	11	WEEDEN	17.756	19	22	PAULO	53.149	53.214	0.065
20	5	EDWARDS	20.765	71	REID	14.944	12	RENDELL	17.783	20	5	EDWARDS	53.289	53.859	0.570
21	46	WALKER	20.787	6	DUNLOP	14.985	14	JACKSON	17.787	21	14	JACKSON	53.406	53.543	0.137
22	22	PAULO	20.804	66	WYATT	15.003	46	WALKER	17.800	22	66	WYATT	53.534	53.754	0.220
23	91	STANFORD	20.856	14	JACKSON	15.104	91	STANFORD	17.800	23	91	STANFORD	53.821	54.536	0.715
24	19	HILL	20.869	16	HORSMAN	15.108	66	WYATT	17.887	24	46	WALKER	53.872	53.910	0.038
25	24	BARRETT	20.909	91	STANFORD	15.165	16	HORSMAN	17.936	25	24	BARRETT	54.080	54.080	0.000
26	35	LODGE	21.085	24	BARRETT	15.199	24	BARRETT	17.972	26	71	REID	54.234	54.629	0.395
27	16	HORSMAN	21.227	46	WALKER	15.285	35	LODGE	18.017	27	16	HORSMAN	54.271	54.271	0.000
28	71	REID	21.270	33	WINFIELD	15.343	71	REID	18.020	28	35	LODGE	54.523	54.538	0.015
29	33	WINFIELD	21.701	35	LODGE	15.421	25	DURHAM	18.288	29	33	WINFIELD	55.372	55.372	0.000
30	13	GUIVER	21.888	25	DURHAM	15.491	33	WINFIELD	18.328	30	25	DURHAM	55.801	56.477	0.676
31	25	DURHAM	22.022	26	FERGUSON	15.817	26	FERGUSON	18.519	31	26	FERGUSON	56.830	57.276	0.446
32	29	MACKENZIE	22.417	29	MACKENZIE	15.931	29	MACKENZIE	18.750	32	13	GUIVER	56.977	57.484	0.507
33	26	FERGUSON	22.494	13	GUIVER	15.957	69	HARLAND	18.797	33	29	MACKENZIE	57.098	58.029	0.931
34	69	HARLAND	22.806	69	HARLAND	16.042	13	GUIVER	19.132	34	69	HARLAND	57.645	58.394	0.749
35	36	HUGHES	26.555	36	HUGHES	17.531	36	HUGHES	21.002	35	36	HUGHES	1:05.088	1:05.088	0.000
36	51	SHORROCK		51	SHORROCK		51	SHORROCK		36	51	SHORROCK		54.368	0.000
37															

Perfect Lap	50.625
-------------	--------

Weather / Track : Cloudy / Dry

Brands Hatch Indy
Circuit Length = 1.1986 miles
Start: 12:15 End: 12:41

2010 SpeedyRetail.com British 125GP Championship & ACU Academy Cup

FREE PRACTICE 2 - CLASSIFICATION

POS	NO	CL	NAME	ENTRY	TIME	ON	LAPS	GAP	DIFF	MPH
1	89	C	Fraser ROGERS	Honda - KRP / Racing Steps Foundations	53.398	6	8			80.80
2	11	C	Tom WEEDEN	Honda - Tom Weeden Racing	53.921	5	19	0.523	0.523	80.02
3	98	C	Wayne RYAN	Honda - KRP / Racing Steps Foundations	54.032	5	6	0.634	0.111	79.86
4	6		William DUNLOP	Honda -	54.053	9	10	0.655	0.021	79.82
5	13		Rob GUIVER	Honda - SP125 / Brockwell Engineering	54.237	5	6	0.839	0.184	79.55
6	52	C	Danny KENT	Honda - Team Aztec GP	54.626	14	15	1.228	0.389	78.99
7	1		James LODGE	Honda - RS Racing / Earnshaws M'cycles	54.672	10	12	1.274	0.046	78.92
8	17	C	John McPHEE	Honda - KRP/Bradley Smith Racing	54.825	4	6	1.427	0.153	78.70
9	4		Philip WAKEFIELD	Honda - PWR / Sandbach Scrap Metal	54.918	6	6	1.520	0.093	78.57
10	8		Brian CLARK	Honda - Banks Racing / Xpress Racewear	54.951	6	6	1.553	0.033	78.52
11	12		Edward RENDELL	Honda - Dutch-2-UK / Breadline Racing	54.989	18	18	1.591	0.038	78.47
12	94	C	Sam HORNSEY	Honda - Team Repli-Cast UK Racing	55.128	4	18	1.730	0.139	78.27
13	21	C	Harry STAFFORD	Honda - RCS / BTB	55.162	5	10	1.764	0.034	78.22
14	14	C	Lee JACKSON	Honda - Team Jackson Racing	55.205	15	17	1.807	0.043	78.16
15	5		Jamie EDWARDS	Aprilia - J C Racing / Lodgetyre.com	55.280	2	7	1.882	0.075	78.05
16	46		Ross WALKER	Honda - Ross Walker Racing	55.402	6	8	2.004	0.122	77.88
17	71	C	Andrew REID	Honda - Team Aztec GP	55.460	15	16	2.062	0.058	77.80
18	3		James FORD	Honda - E3 Motorsport	55.791	4	5	2.393	0.331	77.34
19	51		Sam SHORROCK	Honda - Semms Fabrications	55.842	5	18	2.444	0.051	77.27
20	22		Matthew PAULO	Honda - Grant Racing	55.995	5	6	2.597	0.153	77.06
21	66	C	Kasey WYATT	Honda - Team Repli-Cast UK Racing	56.069	16	18	2.671	0.074	76.95
22	19		Michael HILL	Honda - TABOO Motorsport	56.322	20	23	2.924	0.253	76.61
23	7	C	Deane BROWN	Honda - Colin Appleyard / Macadam Racing	56.323	5	11	2.925	0.001	76.61
24	27		Catherine GREEN	Honda - CG Racing	56.811	16	16	3.413	0.488	75.95
25	76	C	Charlie KING	Honda - Phil Allen Racing	57.325	8	9	3.927	0.514	75.27
26	24		Ben BARRETT	Honda - Lowerdale Autos / SP 125 Racing	57.386	4	5	3.988	0.061	75.19
27	57		Simon LOW	Honda - Team Shop4bikers / Dutch-2-UK R'g	57.581	3	4	4.183	0.195	74.93
28	35	C	Elliot LODGE	Honda - Spike Racing	57.607	4	6	4.209	0.026	74.90
29	33	C	Gary WINFIELD	Honda - Oxford TAG Racing	57.773	4	8	4.375	0.166	74.68
30	91		Ian STANFORD	Honda - I Stanford Racing	57.778	4	4	4.380	0.005	74.68
31	16		Shaun HORSMAN	Honda - Symitry IT	58.235	5	9	4.837	0.457	74.09
32	26	C	Richard FERGUSON	Honda - Team Ferguson Racing	59.913	4	22	6.515	1.678	72.02
33	36	C	Bradley HUGHES	Honda - Brad H Racing	1:00.248	9	12	6.850	0.335	71.62
34	25		Neil DURHAM	Aprilia - Moto Strada	1:01.159	14	16	7.761	0.911	70.55
35	28		Jon VINCENT	Honda - G R Formby Heavy Transport	1:02.488	21	22	9.090	1.329	69.05
36	29	C	Tarran MACKENZIE	Honda - Grant Racing / Alan Duffus M/CS	1:02.777	4	4	9.379	0.289	68.73
37	69	C	Joshua HARLAND	Honda - Josh Harland Racing	1:04.632	3	3	11.234	1.855	66.76

Weather / Track : Cloudy / Dry

Brands Hatch Indy
 Circuit Length = 1.1986 miles
 Start: 17:00 End: 17:26

2010 SpeedyRetail.com British 125GP Championship & ACU Academy Cup

FREE PRACTICE 2 - SECTOR ANALYSIS

1	James LODGE						RS Racing / Earnshaws M'cycles								
1-	Out	70.8	16.071	75.2	18.961	112.0	59.711	7-	22.200	73.7	15.686	72.6	18.685	116.5	56.571
2-	23.575	59.7	19.680	57.8	In		7:26.147 P	8-	21.983	73.2	15.463	76.5	18.703	117.1	56.149
3-	Out	67.2	19.061	56.3	In		1:59.325 P	9-	21.602	74.9	15.251	77.1	18.305	119.0	55.158
4-	Out	69.2	17.213	66.5	19.762	116.7	1:01.992	10-	21.539	75.1	15.010	78.2	18.123	119.2	54.672
5-	23.434	71.5	16.893	72.2	19.599	115.7	59.926	11-	21.496	74.2	15.160	78.2	18.343	119.8	54.999
6-	22.977	72.5	16.097	70.8	18.775	118.1	57.849	12-	22.058	74.9	15.172	76.7	17.908	118.4	55.138
3	James FORD						E3 Motorsport								
1-	Out	66.1	18.053	68.0	19.948	110.0	1:06.133	4-	22.289	76.1	15.233	73.3	18.269	119.4	55.791
2-	23.648	71.6	15.977	63.5	19.461	117.5	59.086	5-	21.596	75.5	14.857	74.1	In		2:11.121 P
3-	21.886	75.2	17.192	58.0	21.239	110.2	1:00.317								
4	Philip WAKEFIELD						PWR / Sandbach Scrap Metal								
1-	Out	66.7	18.541	58.7	21.252	109.3	1:10.666	4-	21.949	75.3	15.636	71.0	18.683	114.7	56.268
2-	24.431	68.1	17.116	68.9	19.838	111.5	1:01.385	5-	22.567	75.3	16.250	74.9	18.371	114.9	57.188
3-	22.478	74.5	15.807	73.8	19.326	113.6	57.611	6-	21.218	75.7	15.238	75.7	18.462	113.6	54.918
5	Jamie EDWARDS						J C Racing / Lodgetyre.com								
1-	Out	72.9	15.897	75.8	18.879	116.9	59.082	5-	20.955	77.8	15.174	77.7	19.231	117.5	55.360
2-	21.754	77.3	15.154	72.3	18.372	118.4	55.280	6-	21.485	76.5	15.499	73.7	18.803	119.0	55.787
3-	21.459	76.2	15.608	69.0	18.545	118.4	55.612	7-	22.305	67.6	17.307	65.4	20.591	117.5	1:00.203
4-	21.930	73.6	15.553	74.6	18.054	119.0	55.537								
6	William DUNLOP						C Colin Appleyard / Macadam Racing								
1-	Out	68.2	18.226	57.5	21.301	114.3	1:11.092	6-	21.918	77.8	15.572	69.8	18.604	118.6	56.094
2-	23.189	74.3	17.115	61.7	19.962	117.5	1:00.266	7-	21.277	76.7	15.474	71.9	18.334	118.1	55.085
3-	22.068	77.4	16.075	67.9	19.071	118.8	57.214	8-	20.902	78.5	15.194	72.2	19.811	115.5	55.907
4-	21.460	77.7	16.146	69.7	19.001	119.2	56.607	9-	20.909	78.1	15.202	71.4	17.942	119.8	54.053
5-	21.055	79.1	16.497	57.3	19.759	118.6	57.311	10-	21.035	78.2	15.264	74.1	18.022	118.4	54.321
7	Deane BROWN						C Colin Appleyard / Macadam Racing								
1-	Out	62.8	17.927	61.5	20.650	92.8	1:05.977	7-	22.019	73.8	17.535	56.6	In		6:16.463 P
2-	23.177	68.1	16.408	71.2	19.237	94.0	58.822	8-	Out	59.1	19.865	60.8	21.504	103.6	1:11.981
3-	22.333	73.8	17.463	58.6	19.676	105.0	59.472	9-	24.419	68.9	17.135	63.6	20.608	104.9	1:02.162
4-	22.336	73.6	15.688	75.1	18.934	105.7	56.958	10-	23.142	72.3	16.689	67.2	20.194	105.4	1:00.025
5-	22.126	73.7	15.388	76.9	18.809	104.2	56.323	11-	22.673	74.7	15.894	66.9	19.925	112.0	58.492
6-	21.630	75.4	15.807	71.8	18.929	110.0	56.366								
8	Brian CLARK						Banks Racing / Xpress Racewear								
1-	Out	68.4	18.391	60.1	20.787	106.0	1:06.017	4-	21.743	75.6	15.523	72.6	18.321	120.5	55.587
2-	24.531	72.1	16.887	63.6	19.210	119.0	1:00.628	5-	21.420	76.5	15.413	73.5	18.308	119.4	55.141
3-	22.052	73.9	15.584	72.2	18.502	120.1	56.138	6-	21.354	76.2	15.322	76.9	18.275	120.3	54.951
11	Tom WEEDEN						C Tom Weeden Racing								
1-	Out	57.9	17.298	64.0	19.524	112.4	1:02.598	11-	23.385	71.0	16.469	70.3	19.802	113.9	59.656
2-	22.853	72.6	16.040	69.5	18.965	115.9	57.858	12-	22.638	72.4	16.199	70.3	19.606	114.9	58.443
3-	21.340	74.7	15.743	67.5	18.863	117.5	55.946	13-	22.674	69.5	16.263	68.7	19.738	115.5	58.675
4-	20.807	76.2	15.475	71.0	18.801	118.6	55.083	14-	23.609	63.8	16.639	60.5	In		1:51.976 P
5-	20.699	76.1	15.227	72.2	17.995	119.8	53.921	15-	Out	70.9	16.397	68.6	19.363	114.5	59.281
6-	21.026	75.9	15.183	73.5	18.167	119.2	54.376	16-	21.769	73.3	16.042	72.2	19.322	114.1	57.133
7-	21.676	70.8	17.517	64.1	In		6:13.125 P	17-	22.058	73.1	15.957	69.8	19.017	114.5	57.032
8-	Out	63.3	17.655	63.5	21.455	105.4	1:06.095	18-	22.060	70.2	16.238	70.1	19.251	113.4	57.549
9-	23.776	67.8	17.040	64.5	In		1:56.089 P	19-	21.792	73.6	15.855	73.9	18.818	114.3	56.465
10-	Out	71.1	16.755	68.7	20.044	114.1	1:01.331								
12	Edward RENDELL						Dutch-2-UK / Breadline Racing								
1-	Out	70.2	18.716	66.4	20.914	113.7	1:07.437	10-	23.622	71.4	16.549	70.1	19.553	114.7	59.724
2-	32.164	48.6	16.930	68.9	20.031	116.5	1:09.125	11-	22.107	73.3	16.060	71.8	19.389	114.1	57.556
3-	22.108	75.5	15.795	74.4	18.581	117.7	56.484	12-	21.895	75.1	15.491	75.7	In		1:39.944 P
4-	21.698	76.1	15.907	59.4	In		5:42.943 P	13-	Out	72.6	16.067	73.1	19.333	116.1	58.563

Weather / Track : Cloudy / Dry

Brands Hatch Indy
Circuit Length = 1.1986 miles
Start: 17:00 End: 17:26

2010 SpeedyRetail.com British 125GP Championship & ACU Academy Cup

FREE PRACTICE 2 - SECTOR ANALYSIS

5-	Out	60.2	20.133	57.7	22.376	108.6	1:10.143	14-	22.088	74.9	15.464	76.0	In	2:08.258	P
6-	25.547	65.4	19.215	60.9	21.575	112.0	1:06.337	15-	Out	74.7	16.209	73.8	19.031	115.9	59.446
7-	24.668	66.8	18.083	64.7	20.919	113.4	1:03.670	16-	21.310	76.5	15.486	75.4	18.722	116.7	55.518
8-	24.157	69.5	17.640	67.0	20.614	113.7	1:02.411	17-	21.218	75.4	15.853	69.5	19.034	117.7	56.105
9-	25.004	61.7	18.628	58.1	20.825	113.6	1:04.457	18-	21.187	77.1	15.204	72.3	18.598	116.9	54.989
13	Rob GUIVER SP125 / Brockwell Engineering														
1-	Out	68.9	17.009	62.1	20.420	104.2	1:01.728	4-	21.760	76.5	15.613	73.0	18.164	117.9	55.537
2-	23.120	73.0	16.239	70.7	18.781	111.8	58.140	5-	21.262	77.1	15.124	75.1	17.851	118.8	54.237
3-	22.956	74.9	17.755	63.8	19.459	109.5	1:00.170	6-	21.909	73.3	17.151	68.4	In	2:47.512	P
14	Lee JACKSON C Team Jackson Racing														
1-	Out	77.0	16.703	63.2	20.025	115.7	59.176	10-	22.640	73.5	16.241	70.5	18.905	115.9	57.786
2-	22.303	78.3	15.910	66.0	19.852	116.5	58.065	11-	21.855	76.8	16.053	71.4	19.504	115.1	57.412
3-	21.987	75.8	16.777	61.2	19.078	118.6	57.842	12-	21.623	77.1	15.882	70.7	18.801	116.3	56.306
4-	21.309	79.4	15.789	68.6	18.797	116.7	55.895	13-	21.265	76.9	15.744	70.0	18.569	116.3	55.578
5-	21.323	77.5	15.488	69.5	18.441	118.1	55.252	14-	21.266	78.7	16.194	65.8	18.665	116.1	56.125
6-	21.742	77.4	16.427	66.4	19.567	116.9	57.736	15-	21.055	76.9	15.681	70.3	18.469	115.9	55.205
7-	23.222	71.7	19.122	52.5	In	9:16.128	P	16-	21.135	77.7	15.695	71.0	18.397	115.9	55.227
8-	Out	72.4	18.649	55.3	21.079	114.7	1:04.226	17-	21.262	77.8	15.734	71.2	18.694	116.3	55.690
9-	22.927	70.1	16.805	64.7	19.572	115.9	59.304								
16	Shaun HORSMAN Symity IT														
1-	Out	66.0	17.736	62.7	20.903	106.2	1:06.700	6-	23.048	68.2	18.054	60.8	In	13:52.881	P
2-	23.839	69.1	17.364	65.3	19.897	110.6	1:01.100	7-	Out	67.9	18.311	58.2	21.110	113.4	1:10.444
3-	24.005	71.5	18.421	55.7	19.563	111.3	1:01.989	8-	23.878	69.5	17.768	62.5	In	4:23.876	P
4-	23.377	71.1	16.548	67.5	18.924	111.1	58.849	9-	Out	69.9	16.650	65.4	19.865	115.3	1:03.066
5-	23.154	70.7	16.120	68.7	18.961	109.8	58.235								
17	John McPHEE C KRP/Bradley Smith Racing														
1-	Out	71.6	17.680	59.6	20.655	112.4	1:06.264	4-	21.428	77.6	15.030	74.3	18.367	119.4	54.825
2-	22.509	75.2	16.196	67.1	19.322	117.9	58.027	5-	23.741	73.1	16.940	65.9	In	3:53.738	P
3-	21.719	76.7	15.517	69.4	18.501	119.0	55.737	6-	Out	57.6	19.418	59.7	21.765	109.3	1:09.356
19	Michael HILL TABOO Motorsport														
1-	Out	72.6	16.307	60.8	In	2:07.487	P	13-	23.505	73.9	16.618	64.2	19.633	115.5	59.756
2-	Out	74.1	16.595	65.7	19.336	116.9	1:03.346	14-	22.778	73.9	16.164	67.3	19.240	116.9	58.182
3-	22.991	74.5	15.593	73.3	18.763	117.5	57.347	15-	22.470	73.6	16.057	67.5	19.208	116.7	57.735
4-	22.234	75.8	15.673	72.0	18.842	118.1	56.749	16-	22.375	74.3	15.957	66.9	18.895	117.9	57.227
5-	22.670	73.7	16.499	64.5	19.735	116.3	58.904	17-	22.060	75.2	15.908	70.0	18.935	117.7	56.903
6-	23.662	70.3	18.473	55.8	20.722	115.3	1:02.857	18-	22.147	75.0	15.852	68.4	18.700	117.3	56.699
7-	24.004	70.1	17.525	61.4	20.708	105.7	1:02.237	19-	21.941	74.3	16.175	71.7	18.760	117.3	56.876
8-	23.556	71.6	17.135	64.5	In	1:58.621	P	20-	21.982	74.7	15.715	71.2	18.625	117.3	56.322
9-	Out	71.6	17.617	61.9	20.408	115.3	1:02.112	21-	21.915	74.5	15.805	69.5	18.879	116.5	56.599
10-	23.956	72.2	17.102	62.3	20.082	115.1	1:01.140	22-	22.066	74.5	15.817	68.8	19.111	116.5	56.994
11-	23.500	71.5	17.246	60.4	20.280	116.1	1:01.026	23-	22.230	75.3	15.858	70.2	18.589	116.3	56.677
12-	22.982	74.3	16.705	58.4	20.041	116.9	59.728								
21	Harry STAFFORD C RCS / BTB														
1-	Out	70.2	16.513	55.8	21.708	113.7	1:05.147	6-	22.005	73.8	16.498	71.0	20.391	109.7	58.894
2-	22.305	71.3	17.308	65.1	19.541	117.1	59.154	7-	24.460	64.2	19.790	56.7	In	15:46.122	P
3-	21.756	75.0	15.656	71.6	19.237	117.5	56.649	8-	Out	65.3	17.442	64.6	21.077	113.9	1:06.662
4-	21.449	76.2	15.442	73.8	18.374	119.4	55.265	9-	23.292	72.2	16.107	71.4	19.646	114.3	59.045
5-	21.629	74.4	15.212	74.8	18.321	116.1	55.162	10-	22.813	72.9	15.860	71.7	18.981	116.3	57.654
22	Matthew PAULO Grant Racing														
1-	Out	71.2	18.519	57.4	21.287	108.8	1:09.122	4-	21.963	77.1	15.826	63.6	19.955	115.9	57.744
2-	23.318	73.5	17.912	60.1	20.296	112.4	1:01.526	5-	21.897	77.0	15.313	66.7	18.785	116.3	55.995
3-	22.954	75.6	16.320	63.6	19.371	114.3	58.645	6-	21.552	77.2	16.024	62.1	19.749	115.9	57.325
24	Ben BARRETT Lowerdale Autos / SP 125 Racing														
1-	Out	66.5	17.643	67.8	20.184	114.3	1:07.121	4-	22.081	74.6	16.119	65.9	19.186	117.1	57.386
2-	23.163	71.5	16.404	69.3	19.164	118.4	58.731	5-	22.384	72.7	17.168	64.9	19.344	117.1	58.896

Weather / Track : Cloudy / Dry

Brands Hatch Indy
Circuit Length = 1.1986 miles
Start: 17:00 End: 17:26

2010 SpeedyRetail.com British 125GP Championship & ACU Academy Cup

FREE PRACTICE 2 - SECTOR ANALYSIS

3-	22.447	73.3	16.331	<i>72.5</i>	<i>19.153</i>	116.7	57.931								
25	Neil DURHAM												Moto Strada		
1-	Out	68.9	18.834	58.0	20.676	108.2	1:06.387	9-	26.815	69.3	19.031	55.3	22.880	95.2	1:08.726
2-	25.657	67.1	17.288	63.4	19.937	105.7	1:02.882	10-	26.677	71.1	18.077	55.7	22.031	106.7	1:06.785
3-	24.970	73.4	17.013	65.9	19.659	110.9	1:01.642	11-	25.457	70.3	19.654	55.7	In		3:11.988 P
4-	<i>23.466</i>	<i>75.3</i>	<i>16.620</i>	64.0	In		2:24.122 P	12-	Out	70.4	17.777	62.7	22.337	102.8	1:08.005
5-	Out	65.9	19.603	54.9	In		3:52.749 P	13-	24.546	72.2	18.039	59.4	20.408	109.5	1:02.993
6-	Out	62.1	19.949	55.2	23.904	97.1	1:15.334	14-	23.980	71.4	16.837	66.6	20.342	105.8	1:01.159
7-	28.310	66.0	19.209	55.1	23.073	103.6	1:10.592	15-	23.533	72.1	16.623	<i>68.2</i>	In		1:56.057 P
8-	26.526	68.3	19.157	54.8	23.109	102.5	1:08.792	16-	Out	72.8	16.626	63.6	<i>19.475</i>	<i>115.1</i>	1:02.294
26	Richard FERGUSON												C Team Ferguson Racing		
1-	Out	64.0	19.789	56.7	21.751	111.8	1:12.122	12-	27.339	66.9	18.843	54.6	21.950	104.5	1:08.132
2-	25.206	68.1	17.645	62.2	20.358	111.8	1:03.209	13-	25.305	69.8	17.490	59.3	20.882	111.1	1:03.677
3-	24.233	72.3	17.383	61.8	20.405	<i>113.7</i>	1:02.021	14-	24.819	71.9	17.544	58.0	21.164	108.9	1:03.527
4-	<i>23.489</i>	73.3	<i>16.400</i>	62.6	<i>20.024</i>	110.7	59.913	15-	25.242	70.8	18.199	58.0	20.313	110.9	1:03.754
5-	24.082	<i>74.7</i>	16.883	62.1	20.202	112.6	1:01.167	16-	24.480	71.1	17.788	58.5	20.198	112.8	1:02.466
6-	23.645	73.1	16.846	<i>62.9</i>	20.185	113.0	1:00.676	17-	24.322	69.9	17.654	61.2	20.241	106.2	1:02.217
7-	24.360	67.8	20.496	53.0	In		2:27.017 P	18-	24.299	72.2	17.385	62.7	20.110	110.0	1:01.794
8-	Out	53.0	20.949	55.6	22.526	105.8	1:12.861	19-	23.854	72.2	17.151	59.0	20.730	111.5	1:01.735
9-	26.461	65.7	19.028	54.4	22.189	103.7	1:07.678	20-	23.967	71.4	17.354	62.1	20.409	110.7	1:01.730
10-	26.328	64.7	19.273	54.6	21.826	108.6	1:07.427	21-	23.624	73.5	28.899	48.7	21.667	108.9	1:14.190
11-	25.960	67.2	18.662	59.3	22.207	94.3	1:06.829	22-	24.930	68.5	17.797	60.9	20.945	107.5	1:03.672
27	Catherine GREEN												CG Racing		
1-	Out	68.5	18.362	59.9	21.406	100.9	1:06.882	9-	Out	70.7	17.051	64.9	19.624	117.1	1:02.977
2-	25.618	68.6	17.520	64.5	20.070	109.7	1:03.208	10-	23.485	74.9	16.231	66.0	18.908	119.2	58.624
3-	24.718	70.1	16.943	64.4	19.865	114.7	1:01.526	11-	22.432	76.2	15.872	69.6	<i>18.689</i>	<i>119.4</i>	56.993
4-	23.844	70.7	16.498	68.1	In		1:54.333 P	12-	<i>22.078</i>	75.9	16.012	70.5	19.369	119.0	57.459
5-	Out	72.5	16.685	66.4	19.311	118.4	1:01.456	13-	23.630	73.7	16.938	65.0	19.762	115.1	1:00.330
6-	23.573	73.1	17.438	57.4	In		5:31.354 P	14-	22.443	75.4	15.888	68.5	20.124	118.4	58.455
7-	Out	69.9	17.380	64.9	20.002	114.5	1:03.377	15-	22.617	76.0	16.014	69.3	19.191	116.5	57.822
8-	24.780	70.1	17.302	63.9	In		4:04.629 P	16-	22.361	<i>76.6</i>	<i>15.651</i>	<i>73.1</i>	18.799	117.5	56.811
28	Jon VINCENT												G R Formby Heavy Transport		
1-	Out	54.7	21.266	52.4	26.638	76.3	1:17.558	12-	26.941	59.8	19.884	56.2	24.405	76.2	1:11.230
2-	28.964	53.7	20.051	58.6	24.128	81.3	1:13.143	13-	30.903	58.3	19.770	58.8	23.311	83.8	1:13.984
3-	26.914	57.6	20.250	58.0	23.281	82.6	1:10.445	14-	26.151	62.6	19.254	59.0	23.410	82.5	1:08.815
4-	27.263	59.5	19.185	59.0	22.780	83.7	1:09.228	15-	26.436	62.5	18.435	58.3	23.472	82.1	1:08.343
5-	26.795	61.0	19.388	62.1	22.329	86.1	1:08.512	16-	25.946	62.8	18.541	59.2	23.654	81.5	1:08.141
6-	26.340	58.9	19.463	59.1	23.791	85.9	1:09.594	17-	27.948	56.8	18.721	61.1	22.700	82.3	1:09.369
7-	27.835	57.6	20.586	56.3	23.529	86.7	1:11.950	18-	25.775	64.5	18.481	60.9	22.114	84.3	1:06.370
8-	27.217	56.9	20.345	57.7	23.965	83.6	1:11.527	19-	25.305	65.5	18.571	61.5	21.976	86.7	1:05.852
9-	27.173	58.0	20.450	57.4	23.723	83.5	1:11.346	20-	25.027	60.1	18.561	60.1	21.647	89.1	1:05.235
10-	28.260	56.6	21.334	51.7	24.720	82.2	1:14.314	21-	24.386	<i>71.0</i>	<i>17.457</i>	<i>65.6</i>	<i>20.645</i>	<i>95.9</i>	1:02.488
11-	27.249	60.3	19.792	55.2	23.384	85.5	1:10.425	22-	<i>23.961</i>	68.2	17.554	62.0	21.697	88.3	1:03.212
29	Tarran MACKENZIE												C Grant Racing / Alan Duffus M/CS		
1-	Out	53.3	22.314	50.0	24.538	92.9	1:21.055	3-	24.495	65.9	18.567	<i>58.7</i>	<i>21.039</i>	<i>107.5</i>	1:04.101
2-	27.410	60.2	19.082	55.9	21.767	103.6	1:08.259	4-	<i>23.749</i>	66.3	17.657	58.6	21.371	90.0	1:02.777
33	Gary WINFIELD												C Oxford TAG Racing		
1-	Out	70.9	17.550	61.5	20.311	112.6	1:09.310	5-	22.435	74.8	16.337	68.0	<i>19.174</i>	114.7	57.946
2-	23.274	75.1	16.409	62.7	19.606	114.7	59.289	6-	22.432	76.1	16.807	66.8	19.519	<i>116.5</i>	58.758
3-	22.766	74.3	16.547	69.1	19.380	114.1	58.693	7-	23.592	71.4	18.416	56.4	21.564	110.0	1:03.572
4-	<i>22.428</i>	<i>76.5</i>	<i>16.119</i>	<i>69.8</i>	19.226	113.0	57.773	8-	25.350	62.1	20.456	52.6	In		2:42.357 P
35	Elliot LODGE												C Spike Racing		
1-	Out	72.1	17.705	63.5	20.207	107.7	1:04.255	4-	22.856	76.4	<i>15.974</i>	<i>75.7</i>	18.777	<i>113.9</i>	57.607
2-	23.779	74.0	16.587	70.3	18.956	111.1	59.322	5-	22.301	<i>76.9</i>	17.006	66.6	19.294	113.4	58.601
3-	22.758	75.2	16.191	72.4	<i>18.709</i>	113.4	57.658	6-	<i>21.841</i>	<i>76.9</i>	16.122	67.1	In		1:29.832 P

Weather / Track : Cloudy / Dry

Brands Hatch Indy
Circuit Length = 1.1986 miles
Start: 17:00 End: 17:26

2010 SpeedyRetail.com British 125GP Championship & ACU Academy Cup

FREE PRACTICE 2 - SECTOR ANALYSIS

36	Bradley HUGHES	C Brad H Racing													
1-	Out	52.5	22.089	49.5	26.368	90.6	1:19.936	7-	24.419	69.8	16.997	65.1	20.822	110.0	1:02.238
2-	30.257	57.7	20.668	50.6	25.111	94.3	1:16.036	8-	24.244	70.2	16.787	68.0	20.005	114.3	1:01.036
3-	28.359	61.9	19.088	57.2	23.230	97.7	1:10.677	9-	23.579	71.4	16.544	67.1	20.125	114.7	1:00.248
4-	27.337	59.5	19.360	52.8	In		10:23.078 P	10-	23.917	71.1	17.137	58.6	In		2:35.060 P
5-	Out	54.3	21.235	52.8	23.704	104.9	1:18.280	11-	Out	53.6	18.854	63.9	21.175	108.4	1:13.320
6-	26.084	65.5	17.903	61.4	21.401	109.7	1:05.388	12-	23.983	71.2	16.692	69.6	19.905	112.6	1:00.580
46	Ross WALKER	Ross Walker Racing													
1-	Out	71.8	17.845	58.3	20.266	110.9	1:05.604	5-	22.652	78.2	15.456	74.4	18.131	117.3	56.239
2-	22.437	75.4	16.364	62.6	19.175	115.1	57.976	6-	21.080	78.3	15.808	69.9	18.514	116.1	55.402
3-	21.729	76.7	16.097	69.6	18.662	115.5	56.488	7-	24.899	50.4	21.625	51.3	In		7:39.418 P
4-	21.459	77.3	15.692	72.5	18.418	116.1	55.569	8-	Out	69.6	18.480	60.0	20.663	110.0	1:07.497
51	Sam SHORROCK	Semms Fabrications													
1-	Out	68.7	19.436	58.3	21.098	113.7	1:09.573	10-	Out	72.6	18.289	61.7	21.443	106.9	1:06.201
2-	23.513	74.8	17.233	57.0	19.842	113.9	1:00.588	11-	24.843	69.8	17.829	62.7	20.676	113.0	1:03.348
3-	22.172	75.9	16.422	71.7	18.660	117.9	57.254	12-	24.417	71.2	18.063	62.4	20.691	113.2	1:03.171
4-	21.778	76.4	16.322	60.8	18.513	117.3	56.613	13-	23.915	73.6	17.815	59.6	20.249	114.7	1:01.979
5-	21.707	76.0	15.792	74.1	18.343	116.7	55.842	14-	23.389	74.4	17.094	65.0	20.010	114.5	1:00.493
6-	23.000	75.3	15.960	74.6	18.350	115.9	57.310	15-	22.926	76.0	16.546	67.9	19.638	114.9	59.110
7-	22.397	75.4	18.406	58.9	In		6:02.995 P	16-	22.896	74.5	17.144	63.8	20.219	112.8	1:00.259
8-	Out	66.6	20.004	58.9	22.287	106.7	1:12.421	17-	22.896	75.5	16.408	68.2	19.292	115.3	58.596
9-	26.012	67.9	19.805	56.8	In		2:30.978 P	18-	22.749	76.3	16.010	69.0	18.721	117.5	57.480
52	Danny KENT	C Team Aztec GP													
1-	Out	63.6	18.756	61.8	21.471	99.7	1:08.024	9-	23.806	71.0	16.917	69.5	22.415	98.5	1:03.138
2-	24.246	72.2	17.740	63.4	21.025	101.1	1:03.011	10-	24.893	72.6	16.142	69.0	19.125	115.9	1:00.160
3-	23.928	71.6	18.701	66.3	20.117	102.5	1:02.746	11-	22.010	75.4	15.484	72.7	18.688	116.3	56.182
4-	23.066	75.7	16.123	71.9	19.554	97.1	58.743	12-	21.734	73.6	15.566	73.5	18.629	116.7	55.929
5-	27.059	72.2	16.559	62.6	19.283	114.9	1:02.901	13-	21.750	73.5	15.098	74.7	18.281	117.9	55.129
6-	22.141	73.5	17.351	66.7	19.103	117.1	58.595	14-	21.114	78.1	15.170	75.3	18.342	116.9	54.626
7-	25.912	44.0	24.628	54.2	In		11:13.549 P	15-	22.031	77.0	15.291	74.2	18.229	117.9	55.551
8-	Out	61.0	19.095	65.6	20.856	104.9	1:09.447								
57	Simon LOW	Team Shop4bikers / Dutch-2-UK R'g													
1-	Out	69.6	17.794	55.4	22.265	113.2	1:06.409	3-	22.676	72.6	15.969	72.7	18.936	119.2	57.581
2-	24.221	71.4	16.323	66.1	19.400	118.6	59.944	4-	22.195	71.8	16.749	68.4	19.077	118.4	58.021
66	Kasey WYATT	C Team Repli-Cast UK Racing													
1-	Out	66.2	19.035	52.4	21.169	113.2	1:06.524	10-	Out	58.3	18.129	62.5	19.768	114.3	1:08.018
2-	24.332	70.9	17.150	68.9	19.537	117.1	1:01.019	11-	23.266	73.1	17.175	63.2	20.014	114.5	1:00.455
3-	23.236	76.0	16.561	67.0	19.133	117.7	58.930	12-	22.783	75.9	16.293	70.9	19.572	113.9	58.648
4-	22.373	76.7	16.430	72.3	18.826	116.3	57.629	13-	22.176	75.3	16.292	70.7	18.840	115.7	57.308
5-	23.292	68.5	17.066	66.7	In		1:53.758 P	14-	21.916	76.2	15.976	71.1	18.510	115.1	56.402
6-	Out	55.8	22.001	51.8	In		4:39.494 P	15-	21.744	76.8	15.911	71.5	18.535	113.9	56.190
7-	Out	53.6	19.763	57.2	20.590	112.6	1:10.498	16-	21.661	76.1	15.731	73.0	18.677	108.2	56.069
8-	24.996	71.1	18.165	65.5	19.725	113.9	1:02.886	17-	22.194	75.9	15.984	71.5	18.680	113.2	56.858
9-	23.932	72.8	18.145	57.1	In		3:26.594 P	18-	22.916	77.0	15.661	73.8	18.323	116.5	56.900
69	Joshua HARLAND	C Josh Harland Racing													
1-	Out	64.3	19.274	52.3	22.554	102.8	1:07.996	3-	25.456	72.2	17.871	57.1	21.305	91.1	1:04.632
2-	26.241	67.5	18.453	55.9	21.670	106.4	1:06.364								
71	Andrew REID	C Team Aztec GP													
1-	Out	65.4	18.020	62.1	21.465	100.9	1:08.197	9-	24.113	64.3	16.715	69.8	19.859	103.4	1:00.687
2-	23.597	72.1	17.099	62.4	20.836	101.2	1:01.532	10-	22.950	72.3	16.057	74.4	19.228	112.4	58.235
3-	23.802	69.9	18.190	67.8	19.800	101.4	1:01.792	11-	22.025	71.3	15.573	75.7	18.983	113.7	56.581
4-	22.909	73.5	16.250	73.6	19.393	104.2	58.552	12-	21.660	73.4	15.503	77.3	18.672	113.6	55.835
5-	22.367	74.5	15.532	77.8	18.824	104.0	56.723	13-	21.618	73.1	15.316	78.1	18.651	112.6	55.585
6-	22.008	72.2	16.683	74.2	19.933	104.2	58.624	14-	22.065	66.1	15.617	77.7	18.725	113.0	56.407
7-	23.921	55.6	20.158	57.4	In		10:03.150 P	15-	21.561	73.4	15.372	77.1	18.527	113.4	55.460

Weather / Track : Cloudy / Dry

Brands Hatch Indy
Circuit Length = 1.1986 miles
Start: 17:00 End: 17:26

2010 SpeedyRetail.com British 125GP Championship & ACU Academy Cup

FREE PRACTICE 2 - SECTOR ANALYSIS

8-	Out	55.7	19.565	61.6	21.458	99.1	1:11.186	16-	22.046	<i>75.3</i>	15.540	72.3	18.997	<i>115.7</i>	56.583
76	Charlie KING			C Phil Allen Racing											
1-	Out	53.1	24.224	48.4	In		2:38.323 P	6-	22.466	73.4	16.746	65.1	19.510	108.8	58.722
2-	Out	63.5	19.400	56.4	21.509	106.5	1:07.775	7-	22.222	73.4	16.582	66.3	<i>18.891</i>	<i>110.6</i>	57.695
3-	25.110	70.0	18.327	56.3	20.955	108.2	1:04.392	8-	<i>21.879</i>	74.2	<i>16.342</i>	<i>67.4</i>	19.104	110.2	57.325
4-	23.854	71.3	17.519	61.0	20.354	108.2	1:01.727	9-	21.900	<i>75.3</i>	16.432	64.9	19.785	108.2	58.117
5-	22.920	72.3	17.060	62.7	19.735	108.9	59.715								
89	Fraser ROGERS			C KRP / Racing Steps Foundations											
1-	Out	71.2	18.360	62.0	20.807	114.5	1:06.181	5-	21.689	<i>79.1</i>	14.864	<i>75.7</i>	17.868	120.1	54.421
2-	22.088	76.2	15.575	70.5	18.469	120.7	56.132	6-	20.815	78.4	<i>14.752</i>	73.9	<i>17.831</i>	121.1	53.398
3-	21.600	77.8	15.184	71.6	18.357	119.8	55.141	7-	<i>20.750</i>	78.3	15.821	59.6	19.554	115.3	56.125
4-	21.138	77.5	14.971	72.6	17.891	<i>123.4</i>	54.000	8-	23.939	63.6	18.420	62.7	21.150	109.7	1:03.509
91	Ian STANFORD			I Stanford Racing											
1-	Out	68.3	18.766	58.2	20.726	103.1	1:04.852	3-	23.100	<i>73.1</i>	17.324	60.5	<i>18.881</i>	<i>117.7</i>	59.305
2-	23.818	71.6	17.253	<i>70.3</i>	18.932	111.3	1:00.003	4-	<i>21.829</i>	72.9	<i>16.238</i>	65.3	19.711	117.3	57.778
94	Sam HORNSEY			C Team Repli-Cast UK Racing											
1-	Out	71.8	17.263	66.5	20.250	111.8	1:02.208	10-	23.656	72.5	17.381	63.1	20.261	114.3	1:01.298
2-	23.440	73.6	16.511	65.5	20.087	114.3	1:00.038	11-	23.587	71.5	17.054	62.1	20.332	113.9	1:00.973
3-	23.141	74.6	15.886	<i>75.2</i>	18.682	<i>117.7</i>	57.709	12-	22.959	72.9	16.784	67.1	19.685	115.3	59.428
4-	21.430	76.8	<i>15.143</i>	73.1	<i>18.555</i>	<i>117.7</i>	55.128	13-	22.748	74.0	16.580	64.5	19.939	115.1	59.267
5-	<i>21.305</i>	<i>76.9</i>	15.309	73.7	18.609	117.3	55.223	14-	22.508	74.1	16.315	67.6	19.287	115.7	58.110
6-	22.150	60.7	21.018	51.9	In		6:03.555 P	15-	22.430	73.6	17.950	63.5	In		2:03.975 P
7-	Out	58.0	21.505	52.1	23.307	106.0	1:15.571	16-	Out	73.1	17.180	66.8	19.941	114.1	1:03.909
8-	26.468	64.0	18.951	51.3	22.082	111.1	1:07.501	17-	23.058	71.1	16.585	67.9	19.687	114.3	59.330
9-	24.430	69.3	17.947	62.4	20.485	113.2	1:02.862	18-	22.217	75.7	16.449	66.2	19.885	110.6	58.551
98	Wayne RYAN			C KRP / Racing Steps Foundations											
1-	Out	66.0	17.094	61.1	19.669	119.0	1:01.681	4-	20.927	<i>78.5</i>	15.275	69.6	19.030	120.3	55.232
2-	22.352	74.2	15.742	67.0	19.008	119.0	57.102	5-	<i>20.812</i>	77.6	<i>15.113</i>	<i>73.2</i>	<i>18.107</i>	<i>121.1</i>	54.032
3-	21.466	76.2	15.595	64.1	18.703	120.3	55.764	6-	21.090	77.8	15.179	72.7	18.209	120.9	54.478

Weather / Track : Cloudy / Dry

Brands Hatch Indy
Circuit Length = 1.1986 miles
Start: 17:00 End: 17:26

2010 SpeedyRetail.com British 125GP Championship & ACU Academy Cup

FREE PRACTICE 2 - SPEED TRAPS

SECTOR 1				SECTOR 2			FINISH LINE			
POS	NO	NAME	MPH	NO	NAME	MPH	NO	NAME	MPH	
1	14	Lee JACKSON	79.4	1	James LODGE	78.2	89	Fraser ROGERS	123.4	
2	6	William DUNLOP	79.1	71	Andrew REID	78.1	98	Wayne RYAN	121.1	
3	89	Fraser ROGERS	79.1	5	Jamie EDWARDS	77.7	8	Brian CLARK	120.5	
4	98	Wayne RYAN	78.5	7	Deane BROWN	76.9	1	James LODGE	119.8	
5	46	Ross WALKER	78.3	8	Brian CLARK	76.9	6	William DUNLOP	119.8	
6	52	Danny KENT	78.1	12	Edward RENDELL	76.0	11	Tom WEEDEN	119.8	
7	5	Jamie EDWARDS	77.8	4	Philip WAKEFIELD	75.7	3	James FORD	119.4	
8	17	John McPHEE	77.6	35	Elliot LODGE	75.7	17	John McPHEE	119.4	
9	22	Matthew PAULO	77.2	89	Fraser ROGERS	75.7	21	Harry STAFFORD	119.4	
10	12	Edward RENDELL	77.1	52	Danny KENT	75.3	27	Catherine GREEN	119.4	
11	13	Rob GUIVER	77.1	94	Sam HORNSEY	75.2	57	Simon LOW	119.2	
12	66	Kasey WYATT	77.0	13	Rob GUIVER	75.1	5	Jamie EDWARDS	119.0	
13	35	Elliot LODGE	76.9	21	Harry STAFFORD	74.8	13	Rob GUIVER	118.8	
14	94	Sam HORNSEY	76.9	51	Sam SHORROCK	74.6	14	Lee JACKSON	118.6	
15	27	Catherine GREEN	76.6	46	Ross WALKER	74.4	24	Ben BARRETT	118.4	
16	8	Brian CLARK	76.5	17	John McPHEE	74.3	19	Michael HILL	118.1	
17	33	Gary WINFIELD	76.5	3	James FORD	74.1	51	Sam SHORROCK	117.9	
18	51	Sam SHORROCK	76.4	6	William DUNLOP	74.1	52	Danny KENT	117.9	
19	11	Tom WEEDEN	76.2	11	Tom WEEDEN	73.9	12	Edward RENDELL	117.7	
20	21	Harry STAFFORD	76.2	66	Kasey WYATT	73.8	66	Kasey WYATT	117.7	
21	3	James FORD	76.1	19	Michael HILL	73.3	91	Ian STANFORD	117.7	
22	19	Michael HILL	75.8	98	Wayne RYAN	73.2	94	Sam HORNSEY	117.7	
23	4	Philip WAKEFIELD	75.7	27	Catherine GREEN	73.1	46	Ross WALKER	117.3	
24	7	Deane BROWN	75.4	57	Simon LOW	72.7	33	Gary WINFIELD	116.5	
25	71	Andrew REID	75.3	24	Ben BARRETT	72.5	22	Matthew PAULO	116.3	
26	76	Charlie KING	75.3	14	Lee JACKSON	71.4	71	Andrew REID	115.7	
27	25	Neil DURHAM	75.3	91	Ian STANFORD	70.3	16	Shaun HORSMAN	115.3	
28	1	James LODGE	75.1	33	Gary WINFIELD	69.8	25	Neil DURHAM	115.1	
29	24	Ben BARRETT	74.6	36	Bradley HUGHES	69.6	4	Philip WAKEFIELD	114.9	
30	26	Richard FERGUSON	74.1	16	Shaun HORSMAN	68.7	36	Bradley HUGHES	114.7	
31	91	Ian STANFORD	73.1	25	Neil DURHAM	68.2	35	Elliot LODGE	113.9	
32	57	Simon LOW	72.6	76	Charlie KING	67.4	26	Richard FERGUSON	113.7	
33	69	Joshua HARLAND	72.2	22	Matthew PAULO	66.7	7	Deane BROWN	112.0	
34	16	Shaun HORSMAN	71.5	28	Jon VINCENT	65.6	76	Charlie KING	110.6	
35	36	Bradley HUGHES	71.4	26	Richard FERGUSON	62.9	29	Tarran MACKENZIE	107.5	
36	28	Jon VINCENT	71.0	29	Tarran MACKENZIE	58.7	69	Joshua HARLAND	106.4	
37	29	Tarran MACKENZIE	68.5	69	Joshua HARLAND	57.1	28	Jon VINCENT	95.9	

Weather / Track : Cloudy / Dry

Brands Hatch Indy
Circuit Length = 1.1986 miles
Start: 17:00 End: 17:26

2010 SpeedyRetail.com British 125GP Championship & ACU Academy Cup

FREE PRACTICE 2 - BEST SECTOR TIMES

SECTOR 1			SECTOR 2			SECTOR 3			IDEAL / BEST COMPARISON						
POS	NO	NAME	TIME	NO	NAME	TIME	NO	NAME	TIME	POS	NO	NAME	IDEAL	BEST	DIFF
1	11	WEEDEN	20.699	89	ROGERS	14.752	89	ROGERS	17.831	1	89	ROGERS	53.333	53.398	0.065
2	89	ROGERS	20.750	3	FORD	14.857	13	GUIVER	17.851	2	11	WEEDEN	53.877	53.921	0.044
3	98	RYAN	20.812	1	LODGE	15.010	1	LODGE	17.908	3	98	RYAN	54.032	54.032	0.000
4	6	DUNLOP	20.902	17	McPHEE	15.030	6	DUNLOP	17.942	4	6	DUNLOP	54.038	54.053	0.015
5	5	EDWARDS	20.955	52	KENT	15.098	11	WEEDEN	17.995	5	5	EDWARDS	54.163	55.280	1.117
6	14	JACKSON	21.055	98	RYAN	15.113	5	EDWARDS	18.054	6	13	GUIVER	54.237	54.237	0.000
7	46	WALKER	21.080	13	GUIVER	15.124	98	RYAN	18.107	7	1	LODGE	54.414	54.672	0.258
8	52	KENT	21.114	94	HORNSEY	15.143	46	WALKER	18.131	8	52	KENT	54.441	54.626	0.185
9	12	RENDELL	21.187	5	EDWARDS	15.154	52	KENT	18.229	9	46	WALKER	54.667	55.402	0.735
10	4	WAKEFIELD	21.218	11	WEEDEN	15.183	3	FORD	18.269	10	3	FORD	54.722	55.791	1.069
11	13	GUIVER	21.262	6	DUNLOP	15.194	8	CLARK	18.275	11	17	McPHEE	54.825	54.825	0.000
12	94	HORNSEY	21.305	12	RENDELL	15.204	21	STAFFORD	18.321	12	4	WAKEFIELD	54.827	54.918	0.091
13	8	CLARK	21.354	21	STAFFORD	15.212	66	WYATT	18.323	13	14	JACKSON	54.940	55.205	0.265
14	17	McPHEE	21.428	4	WAKEFIELD	15.238	51	SHORROCK	18.343	14	8	CLARK	54.951	54.951	0.000
15	21	STAFFORD	21.449	22	PAULO	15.313	17	McPHEE	18.367	15	12	RENDELL	54.972	54.989	0.017
16	1	LODGE	21.496	71	REID	15.316	4	WAKEFIELD	18.371	16	21	STAFFORD	54.982	55.162	0.180
17	22	PAULO	21.552	8	CLARK	15.322	14	JACKSON	18.397	17	94	HORNSEY	55.003	55.128	0.125
18	71	REID	21.561	7	BROWN	15.388	71	REID	18.527	18	71	REID	55.404	55.460	0.056
19	3	FORD	21.596	46	WALKER	15.456	94	HORNSEY	18.555	19	66	WYATT	55.645	56.069	0.424
20	7	BROWN	21.630	14	JACKSON	15.488	12	RENDELL	18.581	20	22	PAULO	55.650	55.995	0.345
21	66	WYATT	21.661	19	HILL	15.593	19	HILL	18.589	21	7	BROWN	55.827	56.323	0.496
22	51	SHORROCK	21.707	27	GREEN	15.651	27	GREEN	18.689	22	51	SHORROCK	55.842	55.842	0.000
23	91	STANFORD	21.829	66	WYATT	15.661	35	LODGE	18.709	23	19	HILL	56.097	56.322	0.225
24	35	LODGE	21.841	51	SHORROCK	15.792	22	PAULO	18.785	24	27	GREEN	56.418	56.811	0.393
25	76	KING	21.879	57	LOW	15.969	7	BROWN	18.809	25	35	LODGE	56.524	57.607	1.083
26	19	HILL	21.915	35	LODGE	15.974	91	STANFORD	18.881	26	91	STANFORD	56.948	57.778	0.830
27	27	GREEN	22.078	24	BARRETT	16.119	76	KING	18.891	27	57	LOW	57.100	57.581	0.481
28	24	BARRETT	22.081	33	WINFIELD	16.119	16	HORSMAN	18.924	28	76	KING	57.112	57.325	0.213
29	57	LOW	22.195	16	HORSMAN	16.120	57	LOW	18.936	29	24	BARRETT	57.353	57.386	0.033
30	33	WINFIELD	22.428	91	STANFORD	16.238	24	BARRETT	19.153	30	33	WINFIELD	57.721	57.773	0.052
31	16	HORSMAN	23.048	76	KING	16.342	33	WINFIELD	19.174	31	16	HORSMAN	58.092	58.235	0.143
32	25	DURHAM	23.466	26	FERGUSON	16.400	25	DURHAM	19.475	32	25	DURHAM	59.561	1:01.159	1.598
33	26	FERGUSON	23.489	36	HUGHES	16.544	36	HUGHES	19.905	33	26	FERGUSON	59.913	59.913	0.000
34	36	HUGHES	23.579	25	DURHAM	16.620	26	FERGUSON	20.024	34	36	HUGHES	1:00.028	1:00.248	0.220
35	29	MACKENZIE	23.749	29	MACKENZIE	17.372	28	VINCENT	20.645	35	28	VINCENT	1:02.063	1:02.488	0.425
36	28	VINCENT	23.961	28	VINCENT	17.457	29	MACKENZIE	21.039	36	29	MACKENZIE	1:02.160	1:02.777	0.617
37	69	HARLAND	25.456	69	HARLAND	17.871	69	HARLAND	21.305	37	69	HARLAND	1:04.632	1:04.632	0.000

Perfect Lap	53.282
-------------	--------

Weather / Track : Cloudy / Dry

Brands Hatch Indy
Circuit Length = 1.1986 miles
Start: 17:00 End: 17:26

MCRCB BULLETIN TK030

**2010 SpeedyRetail.com British 125GP Championship & ACU Academy Cup
FREE PRACTICE 3 - CLASSIFICATION**

POS	NO	CL	NAME	ENTRY	TIME	ON	LAPS	GAP	DIFF	MPH
1	52	C	Danny KENT	Honda - Team Aztec GP	55.249	17	19			78.10
2	1		James LODGE	Honda - RS Racing / Earnshaws M/cycles	55.340	23	23	0.091	0.091	77.97
3	3		James FORD	Honda - E3 Motorsport	55.362	13	15	0.113	0.022	77.94
4	94	C	Sam HORNSEY	Cougar - Team Repli-Cast UK Racing	55.424	24	24	0.175	0.062	77.85
5	13		Rob GUIVER	Honda - SP125 / Brockwell Engineering	55.553	16	19	0.304	0.129	77.67
6	89	C	Fraser ROGERS	Honda - KRP / Racing Steps Foundations	55.580	22	22	0.331	0.027	77.63
7	11	C	Tom WEEDEN	Honda - Tom Weedden Racing	55.713	17	22	0.464	0.133	77.45
8	71	C	Andrew REID	Honda - Team Aztec GP	56.015	24	24	0.766	0.302	77.03
9	66	C	Kasey WYATT	Honda - Team Repli-Cast UK Racing	56.414	18	25	1.165	0.399	76.48
10	4		Philip WAKEFIELD	Honda - PWR / Sandbach Scrap Metal	56.487	20	20	1.238	0.073	76.39
11	16		Shaun HORSMAN	Honda - Symitry IT	56.658	21	21	1.409	0.171	76.15
12	21	C	Harry STAFFORD	Honda - RCS / BTB	56.869	11	16	1.620	0.211	75.87
13	51		Sam SHORROCK	Honda - Semms Fabrications	56.944	23	24	1.695	0.075	75.77
14	14	C	Lee JACKSON	Honda - Team Jackson Racing	57.035	12	22	1.786	0.091	75.65
15	6		William DUNLOP	Honda -	57.215	12	14	1.966	0.180	75.41
16	46		Ross WALKER	Honda - Ross Walker Racing	57.238	24	24	1.989	0.023	75.38
17	7	C	Deane BROWN	Honda - Colin Appleyard / Macadam Racing	57.488	7	9	2.239	0.250	75.06
18	12		Edward RENDELL	Honda - Dutch-2-UK / Breadline Racing	58.106	13	13	2.857	0.618	74.26
19	27		Catherine GREEN	Honda - CG Racing	58.289	20	21	3.040	0.183	74.02
20	33	C	Gary WINFIELD	Honda - Oxford TAG Racing	58.676	11	11	3.427	0.387	73.54
21	76	C	Charlie KING	Honda - Phil Allen Racing	58.804	15	15	3.555	0.128	73.38
22	91		Ian STANFORD	Honda - I Stanford Racing	58.844	19	19	3.595	0.040	73.33
23	24		Ben BARRETT	Honda - Lowerdale Autos / SP 125 Racing	58.890	15	21	3.641	0.046	73.27
24	35	C	Elliot LODGE	Honda - Spike Racing	58.966	25	25	3.717	0.076	73.17
25	57		Simon LOW	Honda - Team Shop4bikers / Dutch-2-UK R'g	59.494	6	9	4.245	0.528	72.52
26	25		Neil DURHAM	Aprilia - Moto Strada	59.756	17	18	4.507	0.262	72.21
27	69	C	Joshua HARLAND	Honda - Josh Harland Racing	59.810	16	16	4.561	0.054	72.14
28	36	C	Bradley HUGHES	Honda - Brad H Racing	1:00.208	12	17	4.959	0.398	71.66
29	5		Jamie EDWARDS	Aprilia - J C Racing / Lodgetyre.com	1:00.465	6	6	5.216	0.257	71.36
30	26	C	Richard FERGUSON	Honda - Team Ferguson Racing	1:01.264	22	22	6.015	0.799	70.43

Weather / Track : Cloudy / Wet

These results are provisional until the conclusion of any judicial and technical matters.

Brands Hatch Indy
Circuit Length = 1.1986 miles
Start: 08:59 End: 09:26

Race Director :	Stewards :	Timekeeper :
-----------------	------------	--------------

MCRCB BULLETIN TK031

2010 SpeedyRetail.com British 125GP Championship & ACU Academy Cup

FREE PRACTICE 3 - SECTOR ANALYSIS

1		James LODGE				RS Racing / Earnshaws M'cycles									
1-	Out	65.4	19.601	62.5	21.340	113.0	1:07.544	13-	21.993	75.0	15.995	74.7	18.786	119.0	56.774
2-	24.251	70.6	17.213	69.6	19.620	118.1	1:01.084	14-	21.975	76.3	15.813	75.4	18.576	119.4	56.364
3-	24.024	71.3	17.915	68.1	19.620	118.8	1:01.559	15-	22.063	73.8	15.777	75.3	18.500	119.4	56.340
4-	24.034	71.8	17.248	63.3	19.445	118.1	1:00.727	16-	21.865	75.7	15.509	76.5	18.357	120.1	55.731
5-	23.765	73.0	17.132	67.4	19.166	118.8	1:00.063	17-	21.901	76.6	15.952	75.2	18.534	119.4	56.387
6-	23.120	73.9	17.483	65.5	19.390	119.0	59.993	18-	21.832	76.5	16.081	70.3	18.960	118.1	56.873
7-	22.428	74.7	17.124	70.3	19.128	117.7	58.680	19-	21.643	76.5	15.748	76.9	18.435	117.3	55.826
8-	22.670	74.9	16.211	74.1	18.772	118.1	57.653	20-	21.630	76.0	15.458	75.3	18.443	119.0	55.531
9-	22.357	75.3	15.938	73.9	19.095	119.2	57.390	21-	21.579	76.8	15.885	69.7	In		2:19.335 P
10-	22.667	72.6	16.657	73.0	In		2:55.596 P	22-	Out	75.8	15.969	75.6	18.409	119.4	56.282
11-	Out	74.6	16.337	73.6	18.775	117.1	58.263	23-	21.690	76.8	15.420	76.7	18.230	119.0	55.340
12-	22.367	74.5	16.215	74.1	18.540	119.6	57.122								
3		James FORD				E3 Motorsport									
1-	Out	59.9	19.411	59.7	21.330	112.2	1:13.366	9-	Out	54.5	17.872	68.0	19.218	115.7	1:05.506
2-	25.486	69.5	17.748	61.4	20.418	113.4	1:03.652	10-	22.252	73.3	16.285	67.8	18.780	115.9	57.317
3-	24.196	69.9	17.129	66.7	19.662	115.1	1:00.987	11-	21.911	72.6	15.728	76.2	18.848	114.9	56.487
4-	23.440	72.8	17.453	61.6	19.829	113.9	1:00.722	12-	21.721	73.7	15.616	72.7	18.886	116.3	56.223
5-	22.941	71.9	16.302	71.0	19.124	113.6	58.367	13-	21.594	74.0	15.296	76.2	18.472	114.9	55.362
6-	22.730	72.2	16.318	71.4	19.061	114.5	58.109	14-	21.748	73.9	15.380	74.4	18.658	115.7	55.786
7-	22.740	72.6	16.029	73.1	18.629	115.5	57.398	15-	21.663	74.1	15.324	76.6	18.419	115.7	55.406
8-	23.191	71.1	16.970	69.3	In		3:12.944 P								
4		Philip WAKEFIELD				PWR / Sandbach Scrap Metal									
1-	Out	52.1	20.744	58.9	21.765	109.8	1:11.724	11-	22.650	71.0	17.222	70.0	In		6:00.610 P
2-	25.438	66.8	18.451	61.0	20.859	110.6	1:04.748	12-	Out	51.2	19.399	64.9	20.021	112.4	1:09.992
3-	24.341	68.9	18.524	66.6	20.388	111.8	1:03.253	13-	22.830	73.1	16.483	74.6	19.027	113.6	58.340
4-	23.970	68.8	17.686	67.2	20.572	111.8	1:02.228	14-	22.340	74.3	16.127	74.2	19.141	112.4	57.608
5-	23.428	71.2	17.059	69.5	19.936	111.8	1:00.423	15-	22.151	73.2	16.035	74.8	19.058	112.2	57.244
6-	23.001	71.4	16.802	71.2	19.497	112.2	59.300	16-	21.898	72.2	15.832	75.8	19.007	112.4	56.737
7-	23.162	72.4	17.169	71.0	19.666	112.6	59.997	17-	21.784	73.8	15.918	76.7	19.026	112.0	56.728
8-	22.950	72.5	16.538	73.8	19.011	114.3	58.499	18-	21.727	74.2	17.455	69.1	18.937	112.2	58.119
9-	23.025	71.3	16.537	72.0	19.051	113.7	58.613	19-	21.792	73.8	15.812	75.4	18.904	111.5	56.508
10-	22.414	73.2	16.321	73.9	18.860	115.7	57.595	20-	21.906	74.8	15.726	75.7	18.855	112.4	56.487
5		Jamie EDWARDS				J C Racing / Lodgetyre.com									
1-	Out	65.7	19.244	64.2	20.900	113.2	1:07.056	4-	23.960	71.8	18.422	60.1	In		4:16.607 P
2-	23.918	70.5	17.748	62.7	20.856	113.0	1:02.522	5-	Out	70.5	17.695	67.4	20.209	113.6	1:02.891
3-	23.476	70.6	17.732	66.2	20.670	108.6	1:01.878	6-	22.920	71.9	17.345	63.9	20.200	113.9	1:00.465
6		William DUNLOP													
1-	Out	65.8	20.364	53.5	21.691	113.6	1:13.836	8-	23.649	71.9	17.093	62.3	19.466	116.9	1:00.208
2-	25.042	71.4	18.831	57.9	20.248	116.3	1:04.121	9-	22.673	73.6	16.700	67.1	19.000	114.9	58.373
3-	23.847	72.6	17.792	62.2	19.756	116.5	1:01.395	10-	22.772	74.2	17.355	66.8	18.992	116.7	59.119
4-	23.598	73.1	17.520	62.3	20.218	115.7	1:01.336	11-	22.441	75.3	16.208	69.4	18.901	116.1	57.550
5-	23.405	74.5	16.854	64.6	19.513	113.2	59.772	12-	22.338	75.3	16.087	70.7	18.790	116.9	57.215
6-	24.013	65.3	18.456	59.7	In		7:22.589 P	13-	22.275	75.2	16.203	70.8	18.865	116.1	57.343
7-	Out	64.4	18.604	61.4	20.068	116.3	1:12.333	14-	22.430	73.2	16.251	63.5	19.320	116.7	58.001
7		Deane BROWN				C Colin Appleyard / Macadam Racing									
1-	Out	68.2	18.459	60.5	20.817	115.9	1:04.972	6-	22.770	74.7	16.506	68.6	19.303	116.7	58.579
2-	24.273	73.3	17.327	65.7	19.422	117.3	1:01.022	7-	22.780	75.3	15.751	71.5	18.957	117.7	57.488
3-	23.619	73.4	17.924	62.8	19.825	117.5	1:01.368	8-	22.590	75.0	15.786	72.7	19.134	117.5	57.510
4-	23.341	75.8	17.097	61.8	19.614	117.7	1:00.052	9-	22.450	74.0	15.930	69.8	19.452	117.3	57.832
5-	23.003	72.5	16.309	67.5	19.164	117.1	58.476								
11		Tom WEEDEN				C Tom Weedon Racing									
1-	Out	66.9	18.677	65.1	20.659	113.0	1:04.893	12-	21.762	74.5	16.128	72.7	18.679	116.1	56.569
2-	24.074	68.9	17.478	68.9	19.993	112.2	1:01.545	13-	21.721	73.7	15.992	76.1	In		1:55.200 P
3-	22.511	73.0	16.571	68.7	19.362	113.9	58.444	14-	Out	74.2	16.801	71.2	19.110	115.3	1:01.949
4-	22.241	75.1	16.652	67.8	19.451	114.9	58.344	15-	21.759	73.5	15.870	71.1	18.652	116.1	56.281

Weather / Track : Cloudy / Wet

Brands Hatch Indy
Circuit Length = 1.1986 miles
Start: 08:59 End: 09:26

MCRCB BULLETIN TK031

2010 SpeedyRetail.com British 125GP Championship & ACU Academy Cup

FREE PRACTICE 3 - SECTOR ANALYSIS

5-	22.445	72.2	16.453	73.2	19.256	115.3	58.154	16-	21.936	73.8	16.090	72.3	18.761	<i>117.7</i>	56.787	
6-	22.785	73.6	16.591	67.5	19.403	113.9	58.779	17-	<i>21.448</i>	74.8	15.632	73.9	18.633	116.7	55.713	
7-	21.946	74.4	16.190	72.3	18.933	115.7	57.069	18-	21.786	<i>76.1</i>	15.711	74.4	18.680	115.1	56.177	
8-	22.326	72.0	16.376	70.2	In		1:45.891 P	19-	21.648	74.3	15.630	74.2	18.658	116.3	55.936	
9-	Out	72.6	16.322	70.3	19.012	115.3	1:00.259	20-	21.476	74.3	<i>15.558</i>	75.3	18.687	116.3	55.721	
10-	22.202	70.9	16.228	65.1	19.222	115.1	57.652	21-	21.472	74.0	15.726	73.7	<i>18.575</i>	116.7	55.773	
11-	21.633	76.0	15.987	72.3	18.897	116.3	56.517	22-	21.660	75.3	15.671	72.2	18.951	114.1	56.282	
12	Edward RENDELL							Dutch-2-UK / Breadline Racing								
1-	Out	61.4	19.270	62.9	22.454	95.9	1:10.275	8-	23.298	70.0	16.659	70.3	In		2:32.695 P	
2-	26.370	60.5	18.599	66.6	21.776	92.1	1:06.745	9-	Out	68.4	16.969	71.0	19.637	114.3	1:03.196	
3-	26.016	65.8	17.826	64.1	20.691	105.8	1:04.533	10-	23.436	71.1	16.379	70.9	19.463	114.1	59.278	
4-	24.249	69.5	17.243	69.3	21.010	102.3	1:02.502	11-	22.782	71.7	16.233	74.2	19.615	113.4	58.630	
5-	24.410	70.4	17.037	69.8	20.967	111.1	1:02.414	12-	22.748	72.9	16.228	<i>74.7</i>	<i>19.240</i>	<i>114.9</i>	58.216	
6-	23.692	70.9	16.663	74.3	19.867	96.6	1:00.222	13-	<i>22.408</i>	<i>73.2</i>	16.330	69.8	19.368	114.7	58.106	
7-	24.583	72.9	<i>16.187</i>	74.3	19.709	110.7	1:00.479									
13	Rob GUIVER							SP125 / Brockwell Engineering								
1-	Out	65.7	19.229	60.1	21.700	105.5	1:06.586	11-	22.625	74.4	16.412	68.6	In		4:07.410 P	
2-	23.984	72.2	17.535	66.1	19.940	116.1	1:01.459	12-	Out	72.7	16.766	70.2	19.219	114.9	1:01.596	
3-	24.636	69.6	17.836	63.3	In		4:06.419 P	13-	22.331	73.5	15.951	72.9	18.677	117.7	56.959	
4-	Out	67.7	18.060	65.8	19.984	115.1	1:08.150	14-	21.946	74.7	15.643	75.7	18.615	117.1	56.204	
5-	23.302	73.4	16.607	70.3	19.600	116.3	59.509	15-	21.521	75.8	15.518	75.4	18.883	117.7	55.922	
6-	22.701	73.1	16.439	70.6	19.153	117.1	58.293	16-	21.531	75.7	<i>15.424</i>	74.7	18.598	117.7	55.553	
7-	22.515	73.6	16.233	69.3	19.269	118.4	58.017	17-	<i>21.493</i>	<i>76.0</i>	15.604	76.1	<i>18.524</i>	118.4	55.621	
8-	22.946	74.4	16.410	68.4	19.514	117.9	58.870	18-	21.779	75.3	15.638	<i>76.2</i>	18.537	117.3	55.954	
9-	22.397	73.7	16.278	70.5	19.151	<i>118.6</i>	57.826	19-	21.899	75.7	15.762	73.8	18.554	117.3	56.215	
10-	22.046	75.3	15.916	71.6	18.845	118.1	56.807									
14	Lee JACKSON							C Team Jackson Racing								
1-	Out	64.3	20.256	54.8	22.578	110.9	1:11.705	12-	<i>21.991</i>	76.3	16.237	68.9	<i>18.807</i>	118.1	57.035	
2-	24.603	72.8	17.697	65.5	20.701	113.9	1:03.001	13-	22.153	76.1	16.533	68.0	19.060	116.9	57.746	
3-	24.098	71.5	17.635	64.3	20.131	116.3	1:01.864	14-	22.376	76.4	16.840	63.5	19.496	<i>118.6</i>	58.712	
4-	23.057	71.4	17.194	64.0	In		2:03.290 P	15-	22.451	75.0	16.292	67.4	19.047	116.1	57.790	
5-	Out	72.1	17.215	65.9	19.841	114.7	1:02.847	16-	22.871	75.9	16.345	67.8	18.990	118.1	58.206	
6-	23.242	72.0	16.866	66.0	19.813	115.3	59.921	17-	22.358	74.6	16.230	69.9	In		2:46.831 P	
7-	23.245	72.9	17.529	67.1	19.719	115.5	1:00.493	18-	Out	75.3	16.752	68.1	19.267	115.9	1:01.970	
8-	22.893	60.5	16.907	68.2	19.385	117.1	59.185	19-	22.212	74.0	16.329	64.3	19.381	115.3	57.922	
9-	23.012	75.1	16.885	69.3	19.461	117.5	59.358	20-	22.057	77.3	<i>16.180</i>	<i>70.7</i>	18.866	116.7	57.103	
10-	22.099	72.6	16.918	66.5	19.873	116.5	58.890	21-	22.314	73.1	16.479	69.5	18.879	117.7	57.672	
11-	22.761	75.8	16.371	67.2	19.289	118.1	58.421	22-	22.735	<i>77.7</i>	16.528	67.8	19.360	114.5	58.623	
16	Shaun HORSMAN							Symitry IT								
1-	Out	63.9	19.032	57.3	21.165	114.3	1:08.996	12-	23.352	72.1	17.249	65.2	19.076	116.9	59.677	
2-	25.627	69.7	18.313	61.0	20.575	115.7	1:04.515	13-	22.346	73.2	16.179	69.9	18.750	117.1	57.275	
3-	25.771	70.3	17.810	63.1	20.058	116.5	1:03.639	14-	22.578	73.7	16.252	69.6	18.764	116.7	57.594	
4-	24.079	71.8	17.352	64.1	19.702	115.5	1:01.133	15-	22.137	74.9	16.076	70.5	18.652	116.9	56.865	
5-	24.204	72.5	17.170	61.8	19.814	117.5	1:01.188	16-	22.126	74.1	15.890	<i>71.4</i>	18.775	117.3	56.791	
6-	23.660	72.3	17.097	63.8	19.835	115.9	1:00.592	17-	22.346	73.6	16.154	70.1	18.700	<i>117.9</i>	57.200	
7-	23.786	71.8	17.630	64.5	20.541	115.7	1:01.957	18-	22.230	74.7	16.118	70.7	<i>18.607</i>	117.1	56.955	
8-	23.450	71.8	16.770	66.7	19.195	117.5	59.415	19-	22.760	73.3	16.585	66.8	19.315	<i>117.9</i>	58.660	
9-	23.439	72.1	16.770	65.9	19.194	<i>117.9</i>	59.403	20-	22.197	73.4	16.079	70.8	18.854	116.7	57.130	
10-	23.310	71.9	16.924	65.7	19.131	115.7	59.365	21-	22.068	73.6	15.878	71.1	18.712	117.7	56.658	
11-	23.166	72.8	16.539	68.7	19.052	117.3	58.757									
21	Harry STAFFORD							C RCS / BTB								
1-	Out	57.3	21.057	60.6	21.441	111.7	1:12.984	9-	24.099	71.8	15.988	71.9	18.947	116.1	59.034	
2-	27.510	66.0	18.201	63.0	21.411	113.0	1:07.122	10-	22.313	73.6	15.934	<i>72.5</i>	<i>18.733</i>	<i>117.1</i>	56.980	
3-	24.840	69.5	17.115	65.1	20.598	115.9	1:02.553	11-	22.311	72.6	<i>15.765</i>	70.7	18.793	116.9	56.869	
4-	24.350	69.8	18.775	62.3	In		2:11.707 P	12-	22.426	73.6	16.169	63.4	19.101	115.9	57.696	
5-	Out	70.9	16.851	67.1	19.666	114.7	1:02.521	13-	22.335	73.7	16.018	71.7	18.916	114.9	57.269	
6-	23.784	<i>73.8</i>	16.873	64.6	19.507	115.3	1:00.164	14-	22.290	73.3	15.989	72.0	19.893	113.4	58.172	
7-	22.891	<i>73.8</i>	16.036	71.2	19.141	116.5	58.068	15-	22.488	72.4	16.077	70.2	19.021	115.3	57.586	

Weather / Track : Cloudy / Wet

Brands Hatch Indy
Circuit Length = 1.1986 miles
Start: 08:59 End: 09:26

MCRCB BULLETIN TK031

2010 SpeedyRetail.com British 125GP Championship & ACU Academy Cup

FREE PRACTICE 3 - SECTOR ANALYSIS

8-	22.835	70.9	16.108	71.4	19.156	115.9	58.099	16-	<i>22.054</i>	73.6	16.154	65.6	19.167	115.1	57.375	
24	Ben BARRETT							Lowerdale Autos / SP 125 Racing								
1-	Out	60.2	20.314	56.1	22.703	99.7	1:12.146	12-	Out	67.8	17.614	66.9	20.161	113.2	1:04.605	
2-	26.630	63.9	19.358	60.5	21.945	110.6	1:07.933	13-	23.637	69.9	16.661	67.6	19.848	113.9	1:00.146	
3-	25.734	65.3	18.213	57.1	21.346	111.5	1:05.293	14-	23.124	71.0	16.630	68.7	<i>19.399</i>	<i>114.9</i>	59.153	
4-	25.663	66.3	18.222	61.5	In		2:27.476 P	15-	22.963	<i>72.2</i>	<i>16.416</i>	68.9	19.511	114.3	58.890	
5-	Out	65.2	18.465	62.6	21.057	111.1	1:07.477	16-	<i>22.875</i>	70.8	17.094	68.6	19.473	113.7	59.442	
6-	24.358	67.6	18.172	60.1	20.459	113.7	1:02.989	17-	23.039	70.1	16.733	67.9	19.714	113.2	59.486	
7-	23.947	69.4	17.218	66.9	20.150	114.5	1:01.315	18-	22.883	70.7	16.780	69.1	19.657	113.2	59.320	
8-	23.871	69.2	17.118	68.5	19.948	113.2	1:00.937	19-	23.318	71.1	16.862	68.3	19.674	113.6	59.854	
9-	23.690	70.3	17.050	68.1	19.726	114.3	1:00.466	20-	23.115	70.8	16.573	69.4	19.640	111.7	59.328	
10-	23.322	70.4	16.744	<i>69.5</i>	19.698	114.5	59.764	21-	23.022	72.0	17.082	66.3	19.552	112.8	59.656	
11-	23.340	70.6	16.891	65.6	In		3:39.110 P									
25	Neil DURHAM							Moto Strada								
1-	Out	63.9	20.378	54.9	22.216	102.9	1:11.922	10-	24.109	61.5	17.781	67.4	20.094	111.8	1:01.984	
2-	26.965	58.8	19.272	62.0	21.044	107.2	1:07.281	11-	23.690	69.8	17.225	68.4	20.086	110.6	1:01.001	
3-	25.438	71.9	17.935	63.8	20.300	110.2	1:03.673	12-	24.029	70.8	16.809	68.8	19.518	<i>113.6</i>	1:00.356	
4-	24.702	67.4	17.818	57.7	20.561	111.1	1:03.081	13-	23.829	67.7	17.023	69.8	19.970	111.5	1:00.822	
5-	24.073	68.2	17.860	65.2	20.485	109.5	1:02.418	14-	<i>23.169</i>	72.2	16.779	70.0	19.817	110.0	59.765	
6-	24.340	<i>72.5</i>	17.274	67.3	19.805	111.5	1:01.419	15-	23.560	68.9	17.114	69.4	21.601	96.3	1:02.275	
7-	23.905	68.9	17.337	66.8	20.421	110.2	1:01.663	16-	25.622	67.0	16.906	<i>71.5</i>	<i>19.507</i>	112.0	1:02.035	
8-	23.512	71.4	17.023	67.6	20.212	108.9	1:00.747	17-	23.572	70.4	<i>16.593</i>	71.4	19.591	110.7	59.756	
9-	24.801	67.4	16.910	67.9	19.948	112.6	1:01.659	18-	23.944	69.4	16.739	70.9	19.605	111.5	1:00.288	
26	Richard FERGUSON							C Team Ferguson Racing								
1-	Out	58.3	21.978	48.4	24.236	99.0	1:18.841	12-	25.724	69.5	18.671	57.3	21.377	105.7	1:05.772	
2-	28.368	63.0	20.509	56.3	22.405	103.9	1:11.282	13-	25.646	66.5	18.211	62.7	20.792	109.3	1:04.649	
3-	28.300	62.6	19.411	56.9	22.576	108.2	1:10.287	14-	25.711	65.7	18.601	61.6	21.894	108.1	1:06.206	
4-	27.513	60.6	18.928	57.3	22.053	106.9	1:08.494	15-	25.647	69.8	18.373	60.0	21.379	110.2	1:05.399	
5-	26.618	65.2	18.874	59.6	21.507	110.4	1:06.999	16-	25.483	70.4	17.750	61.0	20.515	109.1	1:03.748	
6-	27.192	52.7	19.259	61.0	21.459	106.5	1:07.910	17-	25.255	68.5	18.004	58.9	In		2:21.078 P	
7-	26.881	66.4	18.724	56.1	21.356	108.6	1:06.961	18-	Out	71.1	18.088	61.4	20.810	110.4	1:09.815	
8-	26.209	66.8	18.507	58.2	21.455	108.2	1:06.171	19-	24.470	71.1	17.705	<i>62.7</i>	20.520	111.7	1:02.695	
9-	26.029	67.1	18.539	60.3	21.638	109.7	1:06.206	20-	24.234	70.9	18.253	62.3	20.078	<i>112.6</i>	1:02.565	
10-	25.579	68.9	18.543	57.7	22.004	107.5	1:06.126	21-	24.225	72.8	<i>17.438</i>	61.4	19.990	111.3	1:01.653	
11-	25.522	69.5	18.559	58.2	21.332	109.3	1:05.413	22-	<i>23.939</i>	<i>73.1</i>	17.496	62.7	<i>19.829</i>	112.0	1:01.264	
27	Catherine GREEN							CG Racing								
1-	Out	64.5	19.199	59.0	21.825	103.1	1:10.220	12-	24.036	72.6	16.950	68.0	19.520	117.3	1:00.506	
2-	27.511	65.4	18.597	61.5	20.555	111.1	1:06.663	13-	23.660	73.7	16.450	70.7	19.048	117.1	59.158	
3-	25.712	68.4	18.220	60.5	20.488	111.5	1:04.420	14-	23.292	73.1	16.486	<i>72.2</i>	19.348	116.5	59.126	
4-	25.473	70.5	18.032	61.0	In		2:17.212 P	15-	23.212	73.4	16.852	68.0	19.526	116.3	59.590	
5-	Out	67.5	18.227	64.7	20.290	112.4	1:05.928	16-	23.591	73.2	16.652	69.4	19.000	116.9	59.243	
6-	25.059	70.8	17.402	65.2	19.840	113.9	1:02.301	17-	23.206	73.6	<i>16.255</i>	70.3	18.972	117.3	58.433	
7-	25.423	72.0	17.152	66.7	19.678	116.7	1:02.253	18-	23.104	74.5	16.260	71.5	18.966	117.3	58.330	
8-	23.872	72.2	16.913	67.2	19.422	118.1	1:00.207	19-	<i>22.862</i>	<i>74.8</i>	16.954	70.8	19.080	116.7	58.896	
9-	23.903	72.6	16.801	67.7	19.106	118.4	59.810	20-	23.020	73.9	16.382	71.4	<i>18.887</i>	117.9	58.289	
10-	23.457	72.9	16.752	68.3	19.057	117.9	59.266	21-	23.657	72.6	16.710	68.6	19.003	<i>118.8</i>	59.370	
11-	23.581	73.8	16.655	70.0	19.114	118.6	59.350									
33	Gary WINFIELD							C Oxford TAG Racing								
1-	Out	66.3	19.677	61.2	21.976	107.7	1:09.544	7-	23.416	74.6	16.774	71.9	19.709	112.0	59.899	
2-	25.403	72.1	18.158	64.8	In		2:28.954 P	8-	22.989	75.1	17.015	71.5	19.945	113.2	59.949	
3-	Out	68.9	19.755	67.9	20.651	111.1	1:05.617	9-	23.052	74.7	16.415	73.0	19.345	113.0	58.812	
4-	24.275	71.1	17.831	66.4	21.341	111.5	1:03.447	10-	23.333	75.2	16.799	70.8	<i>19.251</i>	<i>114.3</i>	59.383	
5-	24.548	73.2	17.691	67.8	20.171	111.8	1:02.410	11-	<i>22.871</i>	<i>76.5</i>	<i>16.369</i>	<i>73.7</i>	19.436	111.8	58.676	
6-	23.625	73.5	16.970	71.1	19.790	111.8	1:00.385									
35	Elliot LODGE							C Spike Racing								
1-	Out	66.7	19.546	61.5	22.856	103.9	1:10.447	14-	23.037	74.6	17.318	69.5	19.899	110.6	1:00.254	
2-	27.222	70.0	19.148	62.7	21.226	107.9	1:07.596	15-	23.323	74.1	16.970	68.0	20.301	109.3	1:00.594	

Weather / Track : Cloudy / Wet

Brands Hatch Indy
Circuit Length = 1.1986 miles
Start: 08:59 End: 09:26

MCRCB BULLETIN TK031

2010 SpeedyRetail.com British 125GP Championship & ACU Academy Cup

FREE PRACTICE 3 - SECTOR ANALYSIS

3-	25.480	70.6	18.891	61.2	21.234	111.5	1:05.605	16-	23.076	74.1	16.824	69.8	19.843	111.3	59.743
4-	24.882	71.8	18.175	63.0	20.109	110.9	1:03.166	17-	23.144	74.4	17.043	68.6	19.975	111.5	1:00.162
5-	24.499	71.1	17.964	63.4	20.550	109.7	1:03.013	18-	22.988	74.8	16.979	68.5	19.728	110.6	59.695
6-	24.666	73.2	17.446	66.9	20.206	108.2	1:02.318	19-	22.958	73.5	16.813	69.5	19.748	108.9	59.519
7-	23.992	74.0	17.461	65.6	20.140	110.6	1:01.593	20-	23.207	75.6	17.000	70.0	19.637	110.6	59.844
8-	23.314	73.4	17.339	66.4	19.595	113.2	1:00.248	21-	22.746	74.7	17.023	70.0	19.622	110.7	59.391
9-	23.661	73.6	17.512	69.9	19.843	110.7	1:01.016	22-	22.632	74.5	17.023	68.5	19.605	111.5	59.260
10-	23.450	74.9	17.545	67.0	19.901	112.0	1:00.896	23-	22.882	72.0	17.009	68.9	19.635	110.6	59.526
11-	23.166	73.2	17.483	69.3	19.883	111.7	1:00.532	24-	22.764	74.4	16.805	70.3	19.571	109.3	59.140
12-	23.040	74.4	17.347	68.2	19.723	110.4	1:00.110	25-	22.578	75.3	16.866	70.5	19.522	112.6	58.966
13-	22.997	75.1	17.197	69.4	19.693	110.6	59.887								
36	Bradley HUGHES							C	Brad H Racing						
1-	Out	56.6	20.833	53.9	25.025	100.6	1:16.385	10-	24.557	67.9	17.017	68.5	19.824	113.7	1:01.398
2-	28.259	64.9	18.848	59.5	22.204	108.4	1:09.311	11-	24.042	69.8	16.773	67.7	19.813	115.5	1:00.628
3-	27.093	67.2	20.163	53.4	In		2:15.253 P	12-	23.715	70.9	16.667	67.4	19.826	114.9	1:00.208
4-	Out	64.5	18.896	61.0	21.798	110.9	1:09.476	13-	23.522	71.1	19.481	60.1	In		2:42.193 P
5-	25.461	66.5	17.380	65.3	20.582	113.4	1:03.423	14-	Out	59.6	18.256	65.3	20.374	113.0	1:07.764
6-	24.809	67.3	17.401	64.5	20.705	111.7	1:02.915	15-	24.803	68.4	17.036	65.5	20.394	111.5	1:02.233
7-	25.099	68.2	17.227	67.3	19.940	111.8	1:02.266	16-	23.686	69.9	16.960	67.8	19.839	113.7	1:00.485
8-	24.638	68.6	18.106	60.1	In		2:28.893 P	17-	23.947	70.5	16.815	68.6	20.045	113.0	1:00.807
9-	Out	65.5	17.867	64.1	20.729	112.6	1:06.709								
46	Ross WALKER								Ross Walker Racing						
1-	Out	66.1	20.075	55.2	21.475	112.2	1:10.828	13-	22.718	75.6	16.607	69.8	19.312	114.1	58.637
2-	25.232	72.5	18.466	55.6	20.677	111.5	1:04.375	14-	22.530	75.8	16.597	71.1	19.144	115.1	58.271
3-	24.589	72.8	17.900	62.7	20.313	112.6	1:02.802	15-	22.396	75.2	17.403	62.0	19.554	113.9	59.353
4-	24.326	73.1	17.921	63.5	19.963	113.9	1:02.210	16-	22.391	75.6	16.710	66.7	19.032	115.9	58.133
5-	23.444	74.2	17.335	66.6	19.787	114.1	1:00.566	17-	22.437	75.6	16.370	69.1	19.032	114.3	57.839
6-	23.249	74.8	17.557	63.6	20.042	114.3	1:00.848	18-	22.261	74.8	16.852	70.1	In		1:49.733 P
7-	23.577	72.9	17.428	58.7	20.296	113.2	1:01.301	19-	Out	71.1	16.922	68.6	19.489	113.7	1:03.470
8-	23.248	73.8	17.101	67.0	19.720	113.4	1:00.069	20-	22.456	75.3	16.723	66.9	19.238	114.1	58.417
9-	22.878	74.9	17.151	67.0	19.459	114.9	59.488	21-	22.580	75.2	17.053	66.7	19.230	114.7	58.863
10-	22.670	74.6	16.922	65.4	19.621	113.9	59.213	22-	22.373	75.6	16.450	69.1	19.202	114.1	58.025
11-	22.574	75.3	16.964	68.3	19.448	113.6	58.986	23-	22.273	75.3	16.438	65.2	19.174	113.9	57.885
12-	25.357	72.7	17.025	67.6	19.228	116.3	1:01.610	24-	22.106	75.2	16.244	70.9	18.888	114.9	57.238
51	Sam SHORROCK								Semms Fabrications						
1-	Out	67.2	20.080	55.8	21.466	110.6	1:09.757	13-	22.553	74.7	16.912	67.1	19.383	115.7	58.848
2-	25.333	72.2	18.498	59.0	20.593	113.0	1:04.424	14-	22.922	73.3	17.064	63.5	20.015	115.1	1:00.001
3-	24.870	72.1	17.764	62.2	20.456	113.7	1:03.090	15-	22.919	75.2	16.998	68.2	19.455	114.9	59.372
4-	24.242	74.1	17.666	62.1	20.183	116.1	1:02.091	16-	22.679	74.9	16.619	68.7	19.583	115.3	58.881
5-	23.935	73.8	17.510	59.7	19.987	116.3	1:01.432	17-	22.367	74.3	16.520	70.7	19.349	115.5	58.236
6-	23.432	74.6	17.343	63.9	19.682	117.7	1:00.457	18-	22.668	75.3	16.075	70.9	18.969	119.6	57.712
7-	23.841	70.2	17.682	64.7	20.536	114.1	1:02.059	19-	21.886	75.6	16.235	70.3	18.826	118.6	56.947
8-	23.940	74.4	17.242	63.7	In		2:10.635 P	20-	21.894	76.3	16.277	66.8	18.857	119.0	57.028
9-	Out	73.9	17.346	64.0	20.076	116.5	1:03.656	21-	21.878	74.5	16.600	69.3	19.554	115.1	58.032
10-	23.917	73.6	17.068	69.4	19.481	116.9	1:00.466	22-	22.002	74.9	16.423	70.3	19.061	115.1	57.486
11-	23.012	75.1	16.838	67.3	19.453	116.1	59.303	23-	21.965	75.2	16.103	72.3	18.876	115.1	56.944
12-	22.888	72.1	16.782	63.3	20.084	115.3	59.754	24-	22.744	73.7	17.837	64.5	19.985	103.6	1:00.566
52	Danny KENT							C	Team Aztec GP						
1-	Out	61.7	20.346	59.3	21.614	105.5	1:12.464	11-	22.083	74.4	15.758	73.5	18.673	116.3	56.514
2-	25.333	68.9	18.620	60.1	20.577	108.1	1:04.530	12-	22.011	74.7	15.695	73.7	18.520	115.7	56.226
3-	27.489	56.0	19.879	59.0	In		7:15.432 P	13-	21.777	74.8	15.806	73.1	18.606	116.1	56.189
4-	Out	69.5	17.719	63.8	20.445	113.2	1:05.020	14-	21.844	75.6	15.785	74.6	18.707	116.5	56.336
5-	23.967	70.1	16.958	67.6	19.449	115.9	1:00.374	15-	21.890	75.3	15.677	74.1	18.474	117.5	56.041
6-	23.300	70.1	16.643	68.8	19.302	115.3	59.245	16-	21.753	73.6	16.022	73.3	18.566	116.7	56.341
7-	23.305	73.3	16.307	70.6	18.939	115.9	58.551	17-	21.537	77.1	15.334	76.3	18.378	117.3	55.249
8-	22.434	73.1	16.441	71.1	18.856	115.7	57.731	18-	25.255	39.9	22.874	66.7	19.146	115.7	1:07.275
9-	22.396	74.1	16.037	72.7	18.736	116.5	57.169	19-	23.969	67.8	17.038	66.4	20.946	109.1	1:01.953
10-	22.296	73.0	16.217	62.8	19.268	116.5	57.781								

Brands Hatch Indy
Circuit Length = 1.1986 miles
Start: 08:59 End: 09:26

MCRCB BULLETIN TK031

2010 SpeedyRetail.com British 125GP Championship & ACU Academy Cup

FREE PRACTICE 3 - SECTOR ANALYSIS

57		Simon LOW				Team Shop4bikers / Dutch-2-UK R'g									
1-	Out	62.4	19.961	59.2	21.826	94.4	1:11.508	6-	<i>23.453</i>	<i>70.8</i>	<i>16.485</i>	<i>71.5</i>	<i>19.556</i>	<i>114.7</i>	59.494
2-		26.144	65.5	18.547	62.1	20.763	110.6	7-	23.671	70.4	16.537	67.4	In		1:36.830 P
3-		24.354	68.6	17.674	66.4	20.428	113.2	8-	Out	67.6	18.062	57.9	In		1:39.454 P
4-		24.532	66.3	17.158	67.3	19.707	113.4	9-	Out	68.1	17.346	67.9	20.085	113.9	1:03.990
5-		23.511	68.8	16.563	69.3	19.604	114.3								
66		Kasey WYATT				C Team Repli-Cast UK Racing									
1-	Out	60.6	21.355	51.2	21.307	112.2	1:11.863	14-	22.675	73.1	16.453	70.9	18.935	105.8	58.063
2-		25.452	69.9	18.495	60.5	20.383	115.1	15-	22.266	75.4	17.780	70.6	18.960	113.2	59.006
3-		25.597	72.6	17.894	65.3	20.061	114.1	16-	22.158	75.9	16.363	71.2	18.730	113.7	57.251
4-		24.113	73.1	17.683	64.5	19.821	112.8	17-	22.040	75.0	16.131	73.0	<i>18.610</i>	114.1	56.781
5-		23.563	74.2	17.253	67.3	19.487	114.3	18-	<i>21.846</i>	75.4	<i>15.847</i>	<i>75.1</i>	18.721	104.4	56.414
6-		23.590	74.6	17.445	67.9	19.720	113.9	19-	22.828	73.9	16.458	68.8	In		1:45.190 P
7-		24.215	71.3	17.545	66.0	20.086	113.4	20-	Out	50.3	17.331	73.5	19.626	110.6	1:06.062
8-		23.531	71.4	17.234	69.1	19.448	113.9	21-	22.451	74.2	16.423	71.2	19.256	111.5	58.130
9-		23.377	74.1	16.881	69.5	19.226	114.9	22-	22.495	73.5	16.887	69.8	19.297	112.2	58.679
10-		22.924	75.0	16.761	68.8	19.163	<i>115.5</i>	23-	23.205	74.8	16.865	72.3	19.411	112.4	59.481
11-		22.714	75.1	16.728	68.9	19.300	115.1	24-	23.332	74.7	16.191	71.8	18.893	113.2	58.416
12-		23.854	72.7	17.844	65.9	19.313	113.6	25-	22.197	74.8	16.378	70.1	19.208	111.8	57.783
13-		22.352	<i>76.2</i>	16.439	69.4	18.917	107.4								
69		Joshua HARLAND				C Josh Harland Racing									
1-	Out	58.8	21.900	49.8	23.093	103.6	1:14.488	9-	Out	66.6	17.822	62.6	20.641	107.4	1:04.178
2-		28.415	61.7	21.287	46.9	In	3:05.557 P	10-	24.983	68.9	17.221	61.9	20.338	107.2	1:02.542
3-	Out	64.4	19.283	54.6	In		2:54.198 P	11-	24.600	67.9	18.034	63.4	20.102	108.1	1:02.736
4-	Out	65.5	18.902	55.0	21.937	107.2	1:07.250	12-	24.696	69.8	17.147	64.6	20.272	108.1	1:02.115
5-		26.246	67.9	18.017	61.6	21.139	106.0	13-	24.155	70.1	17.392	63.1	20.706	107.7	1:02.253
6-		25.500	68.7	17.881	59.9	21.187	105.0	14-	24.435	69.6	17.994	62.3	20.522	108.4	1:02.951
7-		27.102	63.5	18.704	57.0	21.145	107.5	15-	23.961	69.2	17.606	67.2	19.860	<i>108.6</i>	1:01.427
8-		25.212	67.6	17.927	61.2	In	2:19.915 P	16-	<i>23.255</i>	<i>71.4</i>	<i>16.712</i>	<i>67.5</i>	<i>19.843</i>	106.0	59.810
71		Andrew REID				C Team Aztec GP									
1-	Out	63.1	18.989	63.8	21.646	101.5	1:11.011	13-	22.891	73.1	15.945	73.9	19.077	111.8	57.913
2-		25.190	68.5	17.625	68.0	20.019	110.7	14-	22.175	74.1	15.675	77.0	18.914	112.8	56.764
3-		24.084	70.1	16.817	71.9	20.026	110.9	15-	22.231	72.8	<i>15.588</i>	<i>78.8</i>	19.008	111.1	56.827
4-		24.128	67.4	17.525	71.6	19.827	113.7	16-	22.497	72.2	16.794	71.4	In		2:30.546 P
5-		23.973	70.0	17.270	71.6	19.497	110.9	17-	Out	68.3	16.804	72.5	19.430	110.6	1:01.934
6-		23.609	68.4	16.746	69.3	19.596	111.3	18-	22.254	72.6	15.633	75.7	19.009	111.8	56.896
7-		23.249	73.6	16.301	73.8	19.469	111.7	19-	22.826	72.2	15.804	75.4	18.993	111.3	57.623
8-		23.425	72.0	16.143	75.6	19.587	113.4	20-	22.081	73.7	15.667	76.6	18.995	113.2	56.743
9-		23.457	69.1	16.422	73.7	19.165	113.6	21-	21.763	<i>74.8</i>	15.660	78.4	18.770	113.2	56.193
10-		23.108	67.2	16.302	73.1	19.448	111.5	22-	<i>21.658</i>	72.6	15.787	71.5	18.948	113.0	56.393
11-		22.708	71.2	16.170	74.7	19.039	113.2	23-	22.048	72.8	16.057	71.7	18.769	<i>114.1</i>	56.874
12-		22.692	72.9	16.482	76.2	18.958	113.7	24-	21.790	<i>74.8</i>	15.670	76.2	<i>18.555</i>	112.6	56.015
76		Charlie KING				C Phil Allen Racing									
1-	Out	56.1	23.872	43.8	25.503	98.0	1:23.790	9-	23.457	70.4	17.146	66.3	19.627	110.2	1:00.230
2-		30.327	62.3	21.590	49.7	23.500	105.7	10-	24.402	71.2	18.048	62.1	In		2:28.510 P
3-		26.683	66.8	19.614	55.2	22.008	106.5	11-	Out	47.7	20.010	62.9	20.151	<i>110.9</i>	1:08.741
4-		24.836	69.6	18.614	59.7	21.175	108.4	12-	23.315	72.3	17.576	63.7	19.828	109.5	1:00.719
5-		25.034	68.9	18.582	58.3	20.594	107.5	13-	22.979	71.4	17.236	65.4	19.542	110.7	59.757
6-		24.251	70.1	17.917	62.1	20.193	109.5	14-	<i>22.809</i>	72.3	16.770	68.2	19.284	109.8	58.863
7-		23.504	70.4	17.410	65.0	19.771	108.1	15-	22.843	<i>72.6</i>	<i>16.752</i>	<i>69.5</i>	<i>19.209</i>	110.4	58.804
8-		23.113	71.8	17.293	65.6	19.623	109.3								
89		Fraser ROGERS				C KRP / Racing Steps Foundations									
1-	Out	61.0	19.563	62.8	20.875	116.7	1:10.206	12-	22.681	70.6	17.318	62.0	In		2:35.193 P
2-		24.077	71.5	17.287	67.3	19.859	119.2	13-	Out	71.6	16.421	68.7	19.202	118.4	1:01.630
3-		23.309	71.4	16.563	69.1	19.652	117.7	14-	22.152	73.8	15.818	69.9	18.939	120.1	56.909
4-		22.530	73.1	16.444	68.2	19.575	119.8	15-	21.796	75.3	16.051	67.1	18.925	118.8	56.772
5-		23.194	73.9	16.805	67.1	19.240	119.4	16-	21.832	74.6	15.574	71.5	18.875	119.6	56.281

Weather / Track : Cloudy / Wet

Brands Hatch Indy
Circuit Length = 1.1986 miles
Start: 08:59 End: 09:26

MCRCB BULLETIN TK031

2010 SpeedyRetail.com British 125GP Championship & ACU Academy Cup

FREE PRACTICE 3 - SECTOR ANALYSIS

6-	22.489	73.8	16.148	70.2	19.146	119.4	57.783	17-	21.949	74.9	15.673	71.2	18.572	120.3	56.194	
7-	22.426	73.2	15.836	70.9	18.894	120.5	57.156	18-	21.979	75.3	15.747	68.8	18.765	120.1	56.491	
8-	22.607	74.6	16.447	61.8	19.282	119.0	58.336	19-	21.688	75.4	15.489	72.0	18.802	116.9	55.979	
9-	21.911	75.1	15.657	70.7	18.711	121.1	56.279	20-	21.667	74.6	15.718	71.7	18.946	118.1	56.331	
10-	22.015	74.1	15.613	73.0	18.623	121.8	56.251	21-	21.869	75.3	15.614	71.2	18.522	120.1	56.005	
11-	22.181	76.1	15.681	71.6	18.610	120.5	56.472	22-	21.554	75.5	15.413	69.8	18.613	117.9	55.580	
91	Ian STANFORD							I Stanford Racing								
1-	Out	63.0	19.915	58.6	21.091	110.2	1:08.759	11-	23.542	70.1	17.301	67.2	19.255	115.7	1:00.098	
2-	26.447	64.6	19.707	59.5	20.580	113.2	1:06.734	12-	23.426	70.1	17.176	68.4	19.032	116.3	59.634	
3-	25.108	65.7	18.791	61.0	20.660	113.9	1:04.559	13-	23.128	70.3	16.967	67.6	19.040	116.3	59.135	
4-	24.944	67.6	18.189	64.2	20.052	114.7	1:03.185	14-	23.257	70.9	16.911	68.8	19.209	115.9	59.377	
5-	25.292	68.1	18.379	61.9	20.113	114.9	1:03.784	15-	23.310	71.2	16.774	70.0	19.001	116.3	59.085	
6-	24.615	66.2	17.959	63.3	20.217	114.1	1:02.791	16-	23.096	70.4	16.614	71.5	19.141	115.7	58.851	
7-	25.229	68.0	18.170	63.7	19.939	113.7	1:03.338	17-	23.048	71.5	17.159	67.5	19.652	116.5	59.859	
8-	24.581	68.7	17.859	60.9	In		2:19.996 P	18-	23.192	71.1	16.686	70.0	19.151	116.1	59.029	
9-	Out	68.9	17.874	62.8	19.589	114.9	1:02.784	19-	23.040	70.7	16.562	69.1	19.242	116.3	58.844	
10-	23.656	70.2	17.385	67.2	19.275	115.9	1:00.316									
94	Sam HORNSEY							C Team Repli-Cast UK Racing								
1-	Out	62.1	20.502	58.3	22.331	110.9	1:12.131	13-	22.145	73.6	16.279	73.0	18.739	115.7	57.163	
2-	25.982	70.7	18.597	60.2	21.050	113.9	1:05.629	14-	21.799	76.1	15.926	72.7	19.943	115.1	57.668	
3-	24.109	70.7	18.024	64.0	20.341	113.6	1:02.474	15-	22.894	70.7	17.745	63.4	20.147	115.7	1:00.786	
4-	24.106	72.2	17.262	68.1	19.714	114.7	1:01.082	16-	22.348	75.6	16.457	70.3	19.117	114.5	57.922	
5-	23.720	73.1	16.716	69.3	19.611	114.9	1:00.047	17-	22.244	62.1	16.454	70.6	18.880	114.9	57.578	
6-	23.324	73.3	16.655	69.3	19.377	114.7	59.356	18-	22.015	75.3	15.965	73.0	18.920	115.1	56.900	
7-	23.144	74.7	16.448	71.6	19.249	115.3	58.841	19-	21.675	76.1	16.481	70.3	18.957	116.1	57.113	
8-	22.457	75.2	16.280	70.3	19.144	115.3	57.881	20-	21.790	76.7	16.176	72.9	18.766	115.9	56.732	
9-	22.217	75.0	16.192	72.9	18.891	116.3	57.300	21-	21.559	75.3	15.746	72.9	18.696	115.9	56.001	
10-	22.131	75.2	16.079	72.0	19.134	117.1	57.344	22-	21.498	76.8	15.691	73.3	18.592	116.3	55.781	
11-	22.222	74.5	16.164	70.7	19.129	115.7	57.515	23-	21.462	75.1	16.208	68.7	18.715	115.9	56.385	
12-	22.008	75.8	16.527	67.1	19.322	115.3	57.857	24-	21.285	76.5	15.677	73.6	18.462	116.9	55.424	

Weather / Track : Cloudy / Wet

Brands Hatch Indy
Circuit Length = 1.1986 miles
Start: 08:59 End: 09:26

MCRCB BULLETIN TK032

2010 SpeedyRetail.com British 125GP Championship & ACU Academy Cup

FREE PRACTICE 3 - SPEED TRAPS

SECTOR 1				SECTOR 2			FINISH LINE			
POS	NO	NAME	MPH	NO	NAME	MPH	NO	NAME	MPH	
1	14	Lee JACKSON	77.7	71	Andrew REID	78.8	89	Fraser ROGERS	121.8	
2	52	Danny KENT	77.1	1	James LODGE	76.9	1	James LODGE	120.1	
3	1	James LODGE	76.8	4	Philip WAKEFIELD	76.7	51	Sam SHORROCK	119.6	
4	94	Sam HORNSEY	76.8	3	James FORD	76.6	27	Catherine GREEN	118.8	
5	33	Gary WINFIELD	76.5	52	Danny KENT	76.3	13	Rob GUIVER	118.6	
6	51	Sam SHORROCK	76.3	13	Rob GUIVER	76.2	14	Lee JACKSON	118.6	
7	66	Kasey WYATT	76.2	11	Tom WEEDEN	76.1	16	Shaun HORSMAN	117.9	
8	11	Tom WEEDEN	76.1	66	Kasey WYATT	75.1	7	Deane BROWN	117.7	
9	89	Fraser ROGERS	76.1	12	Edward RENDELL	74.7	11	Tom WEEDEN	117.7	
10	13	Rob GUIVER	76.0	33	Gary WINFIELD	73.7	52	Danny KENT	117.5	
11	7	Deane BROWN	75.8	94	Sam HORNSEY	73.6	21	Harry STAFFORD	117.1	
12	46	Ross WALKER	75.8	89	Fraser ROGERS	73.0	94	Sam HORNSEY	117.1	
13	35	Elliot LODGE	75.6	7	Deane BROWN	72.7	6	William DUNLOP	116.9	
14	6	William DUNLOP	75.3	21	Harry STAFFORD	72.5	91	Ian STANFORD	116.5	
15	16	Shaun HORSMAN	75.0	51	Sam SHORROCK	72.3	3	James FORD	116.3	
16	4	Philip WAKEFIELD	74.8	27	Catherine GREEN	72.2	46	Ross WALKER	116.3	
17	27	Catherine GREEN	74.8	25	Neil DURHAM	71.5	4	Philip WAKEFIELD	115.7	
18	71	Andrew REID	74.8	57	Simon LOW	71.5	36	Bradley HUGHES	115.5	
19	3	James FORD	74.1	91	Ian STANFORD	71.5	66	Kasey WYATT	115.5	
20	21	Harry STAFFORD	73.8	16	Shaun HORSMAN	71.4	12	Edward RENDELL	114.9	
21	12	Edward RENDELL	73.2	46	Ross WALKER	71.1	24	Ben BARRETT	114.9	
22	26	Richard FERGUSON	73.1	6	William DUNLOP	70.8	57	Simon LOW	114.7	
23	5	Jamie EDWARDS	72.6	14	Lee JACKSON	70.7	33	Gary WINFIELD	114.3	
24	76	Charlie KING	72.6	35	Elliot LODGE	70.5	71	Andrew REID	114.1	
25	25	Neil DURHAM	72.5	24	Ben BARRETT	69.5	5	Jamie EDWARDS	113.9	
26	24	Ben BARRETT	72.2	76	Charlie KING	69.5	25	Neil DURHAM	113.6	
27	91	Ian STANFORD	71.5	36	Bradley HUGHES	68.6	35	Elliot LODGE	113.2	
28	69	Joshua HARLAND	71.4	69	Joshua HARLAND	67.5	26	Richard FERGUSON	112.6	
29	36	Bradley HUGHES	71.1	5	Jamie EDWARDS	67.4	76	Charlie KING	110.9	
30	57	Simon LOW	70.8	26	Richard FERGUSON	62.7	69	Joshua HARLAND	108.6	

Weather / Track : Cloudy / Wet

Brands Hatch Indy
Circuit Length = 1.1986 miles
Start: 08:59 End: 09:26

MCRCB BULLETIN TK033

2010 SpeedyRetail.com British 125GP Championship & ACU Academy Cup

FREE PRACTICE 3 - BEST SECTOR TIMES

SECTOR 1				SECTOR 2				SECTOR 3				IDEAL / BEST COMPARISON				
POS	NO	NAME	TIME	NO	NAME	TIME	NO	NAME	TIME	POS	NO	NAME	IDEAL	BEST	DIFF	
1	94	HORNSEY	21.285	3	FORD	15.296	1	LODGE	18.230	1	1	LODGE	55.229	55.340	0.111	
2	11	WEEDEN	21.448	52	KENT	15.334	52	KENT	18.378	2	52	KENT	55.249	55.249	0.000	
3	13	GUIVER	21.493	89	ROGERS	15.413	3	FORD	18.419	3	3	FORD	55.309	55.362	0.053	
4	52	KENT	21.537	1	LODGE	15.420	94	HORNSEY	18.462	4	94	HORNSEY	55.424	55.424	0.000	
5	89	ROGERS	21.554	13	GUIVER	15.424	89	ROGERS	18.522	5	13	GUIVER	55.441	55.553	0.112	
6	1	LODGE	21.579	11	WEEDEN	15.558	13	GUIVER	18.524	6	89	ROGERS	55.489	55.580	0.091	
7	3	FORD	21.594	71	REID	15.588	71	REID	18.555	7	11	WEEDEN	55.581	55.713	0.132	
8	71	REID	21.658	94	HORNSEY	15.677	11	WEEDEN	18.575	8	71	REID	55.801	56.015	0.214	
9	4	WAKEFIELD	21.727	4	WAKEFIELD	15.726	16	HORSMAN	18.607	9	16	HORSMAN	56.211	56.658	0.447	
10	16	HORSMAN	21.806	7	BROWN	15.751	66	WYATT	18.610	10	66	WYATT	56.303	56.414	0.111	
11	66	WYATT	21.846	21	STAFFORD	15.765	21	STAFFORD	18.733	11	4	WAKEFIELD	56.308	56.487	0.179	
12	51	SHORROCK	21.878	16	HORSMAN	15.798	6	DUNLOP	18.790	12	21	STAFFORD	56.552	56.869	0.317	
13	14	JACKSON	21.991	66	WYATT	15.847	14	JACKSON	18.807	13	51	SHORROCK	56.779	56.944	0.165	
14	21	STAFFORD	22.054	51	SHORROCK	16.075	51	SHORROCK	18.826	14	14	JACKSON	56.978	57.035	0.057	
15	46	WALKER	22.106	6	DUNLOP	16.087	4	WAKEFIELD	18.855	15	6	DUNLOP	57.152	57.215	0.063	
16	6	DUNLOP	22.275	14	JACKSON	16.180	27	GREEN	18.887	16	7	BROWN	57.158	57.488	0.330	
17	12	RENDELL	22.408	12	RENDELL	16.187	46	WALKER	18.888	17	46	WALKER	57.238	57.238	0.000	
18	7	BROWN	22.450	46	WALKER	16.244	7	BROWN	18.957	18	12	RENDELL	57.835	58.106	0.271	
19	35	LODGE	22.578	27	GREEN	16.255	91	STANFORD	19.001	19	27	GREEN	58.004	58.289	0.285	
20	76	KING	22.809	33	WINFIELD	16.369	76	KING	19.209	20	33	WINFIELD	58.491	58.676	0.185	
21	27	GREEN	22.862	24	BARRETT	16.416	12	RENDELL	19.240	21	91	STANFORD	58.603	58.844	0.241	
22	33	WINFIELD	22.871	57	LOW	16.485	33	WINFIELD	19.251	22	24	BARRETT	58.690	58.890	0.200	
23	24	BARRETT	22.875	91	STANFORD	16.562	24	BARRETT	19.399	23	76	KING	58.770	58.804	0.034	
24	5	EDWARDS	22.920	25	DURHAM	16.593	25	DURHAM	19.507	24	35	LODGE	58.905	58.966	0.061	
25	91	STANFORD	23.040	36	HUGHES	16.667	35	LODGE	19.522	25	25	DURHAM	59.269	59.756	0.487	
26	25	DURHAM	23.169	69	HARLAND	16.712	57	LOW	19.556	26	57	LOW	59.494	59.494	0.000	
27	69	HARLAND	23.255	76	KING	16.752	36	HUGHES	19.813	27	69	HARLAND	59.810	59.810	0.000	
28	57	LOW	23.453	35	LODGE	16.805	26	FERGUSON	19.829	28	36	HUGHES	1:00.002	1:00.208	0.206	
29	36	HUGHES	23.522	5	EDWARDS	17.345	69	HARLAND	19.843	29	5	EDWARDS	1:00.465	1:00.465	0.000	
30	26	FERGUSON	23.939	26	FERGUSON	17.438	5	EDWARDS	20.200	30	26	FERGUSON	1:01.206	1:01.264	0.058	
													Perfect Lap		54.811	

Weather / Track : Cloudy / Wet

Brands Hatch Indy
Circuit Length = 1.1986 miles
Start: 08:59 End: 09:26

2010 SpeedyRetail.com British 125GP Championship & ACU Academy Cup QUALIFYING 1 - CLASSIFICATION

POS	NO	CL	NAME	ENTRY	TIME	ON	LAPS	GAP	DIFF	MPH
1	7	C	Deane BROWN	Honda - Colin Appleyard / Macadam Racing	50.086	22	24			86.15
2	77		Taylor MACKENZIE	Honda - KRP Node 4 MMCG	50.158	25	25	0.072	0.072	86.02
3	1		James LODGE	Honda - RS Racing / Earnshaws M'cycles	50.224	19	27	0.138	0.066	85.91
4	12		Edward RENDELL	Honda - Dutch-2-UK / Breadline Racing	50.409	19	24	0.323	0.185	85.60
5	13		Rob GUIVER	Honda - SP125 / Brockwell Engineering	50.589	18	19	0.503	0.180	85.29
6	8		Brian CLARK	Honda - Banks Racing / Xpress Racewear	50.773	21	26	0.687	0.184	84.98
7	6		William DUNLOP	Honda -	50.872	18	19	0.786	0.099	84.82
8	89	C	Fraser ROGERS	Honda - KRP / Racing Steps Foundations	51.169	29	29	1.083	0.297	84.32
9	4		Philip WAKEFIELD	Honda - PWR / Sandbach Scrap Metal	51.182	21	24	1.096	0.013	84.30
10	17	C	John McPHEE	Honda - KRP/Bradley Smith Racing	51.311	21	25	1.225	0.129	84.09
11	52	C	Danny KENT	Honda - Team Aztec GP	51.323	12	15	1.237	0.012	84.07
12	3		James FORD	Honda - E3 Motorsport	51.356	14	19	1.270	0.033	84.02
13	80	C	Dakota MAMOLA	Honda - KRP / Monster	51.371	27	27	1.285	0.015	83.99
14	98	C	Wayne RYAN	Honda - KRP / Racing Steps Foundations	51.442	20	28	1.356	0.071	83.88
15	71	C	Andrew REID	Honda - Team Aztec GP	51.455	24	24	1.369	0.013	83.86
16	28		Jon VINCENT	Honda - G R Formby Heavy Transport	51.493	16	26	1.407	0.038	83.79
17	94	C	Sam HORNSEY	Cougar - Team Repli-Cast UK Racing	51.520	23	24	1.434	0.027	83.75
18	22		Matthew PAULO	Honda - Grant Racing	51.637	23	23	1.551	0.117	83.56
19	27		Catherine GREEN	Honda - CG Racing	51.729	20	26	1.643	0.092	83.41
20	16		Shaun HORSMAN	Honda - Symitry IT	51.889	20	24	1.803	0.160	83.15
21	51		Sam SHORROCK	Honda - Semms Fabrications	51.894	23	23	1.808	0.005	83.15
22	11	C	Tom WEEDEN	Honda - Tom Weedden Racing	52.192	14	19	2.106	0.298	82.67
23	21	C	Harry STAFFORD	Honda - RCS / BTB	52.225	9	20	2.139	0.033	82.62
24	57		Simon LOW	Honda - Team Shop4bikers / Dutch-2-UK R'g	52.299	23	25	2.213	0.074	82.50
25	25		Neil DURHAM	Aprilia - Moto Strada	52.394	26	26	2.308	0.095	82.35
26	91		Ian STANFORD	Honda - I Stanford Racing	52.516	14	19	2.430	0.122	82.16
27	24		Ben BARRETT	Honda - Lowerdale Autos / SP 125 Racing	52.535	20	28	2.449	0.019	82.13
28	66	C	Kasey WYATT	Honda - Team Repli-Cast UK Racing	52.624	21	23	2.538	0.089	81.99
29	19		Michael HILL	Honda - TABOO Motorsport	52.655	22	27	2.569	0.031	81.94
30	14	C	Lee JACKSON	Honda - Team Jackson Racing	53.139	21	26	3.053	0.484	81.20
31	69	C	Joshua HARLAND	Honda - Josh Harland Racing	53.220	22	22	3.134	0.081	81.07
32	46		Ross WALKER	Honda - Ross Walker Racing	53.238	18	23	3.152	0.018	81.05
33	76	C	Charlie KING	Honda - Phil Allen Racing	53.267	24	24	3.181	0.029	81.00
34	35	C	Elliot LODGE	Honda - Spike Racing	53.594	25	25	3.508	0.327	80.51
35	33	C	Gary WINFIELD	Honda - Oxford TAG Racing	53.993	22	22	3.907	0.399	79.91
36	26	C	Richard FERGUSON	Honda - Team Ferguson Racing	54.239	20	20	4.153	0.246	79.55
37	29	C	Tarran MACKENZIE	Honda - Grant Racing / Alan Duffus M/CS	54.514	17	23	4.428	0.275	79.15
38	36	C	Bradley HUGHES	Honda - Brad H Racing	54.545	19	23	4.459	0.031	79.10
39	5		Jamie EDWARDS	Aprilia - J C Racing / Lodgetyre.com	54.724	3	6	4.638	0.179	78.85

Weather / Track : Bright / Dry
These results are provisional until the conclusion of any judicial and technical matters.

Brands Hatch Indy
Circuit Length = 1.1986 miles
Start: 15:50 End: 16:16

Race Director :	Stewards :	Timekeeper :
-----------------	------------	--------------

MCRCB BULLETIN TK079

2010 SpeedyRetail.com British 125GP Championship & ACU Academy Cup

QUALIFYING 1 - SECTOR ANALYSIS

1		James LODGE					RS Racing / Earnshaws M'cycles								
1-	Out	74.5	16.016	72.7	18.459	118.1	59.236	15-	19.834	79.9	14.155	86.9	17.042	119.6	51.031
2-	21.584	77.2	15.796	77.7	17.961	122.9	55.341	16-	19.549	79.3	14.006	88.6	16.942	121.8	50.497
3-	21.300	77.0	15.196	79.3	17.588	121.4	54.084	17-	19.700	80.3	13.981	88.1	16.928	120.9	50.609
4-	21.012	77.8	14.483	82.7	17.433	122.7	52.928	18-	20.531	67.1	15.727	79.9	17.226	120.5	53.484
5-	20.355	76.2	14.658	81.0	17.480	120.3	52.493	19-	19.518	81.1	13.826	88.4	16.880	122.5	50.224
6-	20.095	80.0	14.536	84.3	17.384	120.7	52.015	20-	20.663	77.7	14.414	87.2	17.314	120.7	52.391
7-	19.994	78.3	14.389	86.4	17.229	120.3	51.612	21-	19.908	78.8	14.341	81.5	17.436	121.4	51.685
8-	19.888	78.1	14.299	86.2	17.135	122.2	51.322	22-	19.370	81.5	13.858	88.6	17.032	121.4	50.260
9-	20.358	75.3	15.511	78.2	In		2:46.389 P	23-	20.143	69.4	15.436	85.1	17.132	121.1	52.711
10-	Out	77.5	14.564	84.4	17.237	120.9	52.908	24-	19.551	81.1	13.856	87.0	16.993	121.6	50.400
11-	19.890	79.6	14.185	83.9	17.186	119.8	51.261	25-	19.672	80.6	13.914	87.4	16.975	120.5	50.561
12-	19.809	80.2	14.076	85.5	17.082	121.6	50.967	26-	19.691	80.1	14.386	84.9	17.694	120.1	51.771
13-	19.567	81.1	14.314	85.5	17.147	123.4	51.028	27-	19.554	79.4	13.755	90.6	16.945	120.9	50.254
14-	20.616	78.4	14.259	86.0	17.144	119.0	52.019								
3		James FORD					E3 Motorsport								
1-	Out	62.1	17.287	69.3	18.807	116.3	1:00.743	11-	20.056	76.1	14.426	77.5	17.411	119.0	51.893
2-	21.584	75.9	15.086	79.2	17.726	119.4	54.396	12-	20.796	75.4	14.583	81.3	17.528	119.4	52.907
3-	20.471	76.3	14.622	79.6	17.696	117.5	52.789	13-	19.962	76.5	14.344	81.5	17.323	120.1	51.629
4-	20.368	76.9	15.021	76.0	17.550	118.4	52.939	14-	19.783	77.5	14.323	82.5	17.250	121.1	51.356
5-	20.088	76.8	14.672	79.6	17.569	118.8	52.329	15-	19.866	77.7	14.844	82.1	17.199	120.3	51.909
6-	19.920	77.8	14.433	81.8	17.513	119.6	51.866	16-	22.487	62.3	18.056	75.1	17.593	120.9	58.136
7-	20.602	69.5	16.027	79.2	In		8:40.982 P	17-	19.949	76.8	14.282	83.9	17.148	122.2	51.379
8-	Out	71.7	15.911	76.3	18.156	115.9	58.238	18-	20.016	78.3	14.265	81.8	17.604	119.6	51.885
9-	20.397	76.7	14.707	78.9	17.530	118.4	52.634	19-	20.253	76.8	14.333	81.0	17.279	119.8	51.865
10-	20.163	76.4	14.520	80.0	17.490	118.6	52.173								
4		Philip WAKEFIELD					PWR / Sandbach Scrap Metal								
1-	Out	68.4	16.341	77.1	18.888	113.2	57.827	13-	20.645	75.1	14.601	85.1	17.747	114.1	52.993
2-	21.366	73.8	15.149	81.6	18.415	114.1	54.930	14-	20.168	77.0	14.404	85.4	17.608	114.9	52.180
3-	21.033	75.3	15.049	80.8	18.034	114.7	54.116	15-	20.230	76.9	14.265	87.0	17.522	116.1	52.017
4-	20.712	76.7	14.969	80.2	18.162	113.2	53.843	16-	20.491	76.8	14.496	86.9	17.560	114.9	52.547
5-	20.677	77.0	14.720	82.8	17.883	113.6	53.280	17-	22.454	69.8	15.026	85.1	17.705	115.3	55.185
6-	20.420	77.0	14.613	82.7	17.861	114.1	52.894	18-	19.955	77.9	14.338	85.9	17.491	116.7	51.784
7-	20.337	77.2	14.661	81.2	17.928	114.1	52.926	19-	19.999	76.1	14.140	86.2	17.435	117.9	51.574
8-	20.416	76.1	14.398	84.9	17.636	115.1	52.450	20-	20.416	76.1	14.328	87.2	17.316	115.7	52.060
9-	20.336	77.0	14.331	84.9	17.687	114.3	52.354	21-	19.850	78.5	14.057	87.4	17.275	116.1	51.182
10-	21.462	70.8	16.217	72.3	In		4:15.783 P	22-	19.937	77.7	14.133	87.6	17.376	115.5	51.446
11-	Out	58.6	17.049	76.1	18.960	113.2	1:01.869	23-	19.851	78.4	14.068	87.0	17.329	116.7	51.248
12-	21.775	72.4	15.243	81.2	18.071	113.2	55.089	24-	20.458	74.3	16.154	76.0	17.672	115.1	54.284
5		Jamie EDWARDS					J C Racing / Lodgetyre.com								
1-	Out	71.7	16.512	74.2	18.672	116.7	58.960	4-	21.516	75.6	14.971	78.8	18.832	107.9	55.319
2-	21.379	75.7	16.014	72.2	19.194	109.5	56.587	5-	21.143	74.8	14.893	73.9	In		2:22.720 P
3-	21.456	76.5	15.021	78.2	18.247	117.3	54.724	6-	Out	36.8	In		In		9:20.730 P
6		William DUNLOP													
1-	Out	73.1	16.883	67.8	18.604	120.5	1:01.447	11-	20.234	79.1	14.719	77.0	17.543	119.0	52.496
2-	20.721	77.3	15.740	78.1	18.181	120.1	54.642	12-	20.454	79.2	14.398	81.2	17.172	121.1	52.024
3-	20.316	78.8	15.086	77.1	17.607	122.2	53.009	13-	19.571	80.2	14.361	79.3	17.464	120.3	51.336
4-	20.015	78.3	15.106	75.3	17.956	118.4	53.077	14-	19.660	79.6	14.290	83.9	17.012	121.4	50.962
5-	20.059	79.5	14.737	77.4	17.472	121.6	52.268	15-	19.718	80.1	14.277	84.9	16.992	120.7	50.987
6-	19.964	79.6	14.602	79.3	17.283	122.2	51.849	16-	19.529	80.2	14.461	83.5	17.062	120.7	51.052
7-	20.180	78.7	15.263	77.4	17.394	120.9	52.837	17-	19.602	79.3	14.135	85.2	17.145	120.7	50.882
8-	19.728	78.5	14.513	82.2	17.356	120.3	51.597	18-	19.678	80.1	14.208	83.6	16.986	121.6	50.872
9-	20.477	75.5	15.562	71.6	In		8:34.085 P	19-	19.684	79.3	18.660	61.0	19.458	113.0	57.802
10-	Out	71.1	15.910	74.8	18.023	118.1	1:00.056								
7		Deane BROWN					C Colin Appleyard / Macadam Racing								
1-	Out	76.9	15.987	71.4	18.272	120.9	56.979	13-	19.782	81.7	13.883	87.6	17.095	123.1	50.760
2-	20.404	80.5	15.079	77.8	17.565	123.1	53.048	14-	19.721	81.4	13.795	88.1	17.229	119.4	50.745

Weather / Track : Bright / Dry

Brands Hatch Indy
Circuit Length = 1.1986 miles
Start: 15:50 End: 16:16

2010 SpeedyRetail.com British 125GP Championship & ACU Academy Cup

QUALIFYING 1 - SECTOR ANALYSIS

3-	20.527	81.4	14.549	79.7	17.513	<i>124.7</i>	52.589	15-	19.795	81.6	13.744	88.1	17.051	122.7	50.590
4-	20.529	80.6	14.146	85.1	17.404	121.1	52.079	16-	19.721	82.1	13.880	82.1	17.432	121.6	51.033
5-	20.124	80.9	13.938	86.9	17.382	119.6	51.444	17-	19.963	81.3	13.787	87.7	17.003	122.9	50.753
6-	20.101	81.5	13.903	87.4	17.298	121.1	51.302	18-	19.675	80.8	13.708	88.9	16.924	122.5	50.307
7-	20.010	81.3	14.236	80.9	In		5:32.033 P	19-	20.036	81.7	13.771	89.1	16.991	122.2	50.798
8-	Out	77.4	14.647	80.0	17.652	120.1	55.511	20-	19.764	81.7	13.654	<i>90.6</i>	16.975	122.2	50.393
9-	20.057	80.6	14.153	86.0	17.312	120.5	51.522	21-	19.669	82.4	<i>13.635</i>	89.3	<i>16.812</i>	123.1	50.116
10-	19.996	81.8	14.163	85.1	17.781	118.6	51.940	22-	<i>19.584</i>	<i>82.6</i>	13.637	87.7	16.865	123.4	50.086
11-	20.102	81.2	13.851	87.7	17.244	121.8	51.197	23-	19.944	81.4	14.162	83.5	17.468	119.8	51.574
12-	20.068	81.4	13.713	88.6	17.065	122.5	50.846	24-	19.849	81.6	13.702	87.6	16.904	122.5	50.455
8	Brian CLARK														
Banks Racing / Xpress Racewear															
1-	Out	75.6	16.012	75.8	17.824	119.6	59.767	14-	19.659	78.7	14.263	80.6	16.998	123.1	50.920
2-	22.030	76.8	15.115	79.2	17.950	120.9	55.095	15-	21.947	72.2	15.870	77.5	In		3:36.994 P
3-	20.929	76.3	15.164	74.6	17.546	121.4	53.639	16-	Out	74.5	15.076	77.0	17.922	118.8	1:00.105
4-	20.188	77.5	14.460	81.9	17.229	123.4	51.877	17-	20.179	78.3	14.658	79.0	17.135	121.1	51.972
5-	20.120	78.9	15.028	76.2	17.755	120.7	52.903	18-	19.588	79.2	14.863	78.1	17.531	121.6	51.982
6-	19.780	79.2	14.602	79.9	17.768	119.2	52.150	19-	20.200	79.5	14.467	80.9	<i>16.990</i>	<i>123.8</i>	51.657
7-	19.844	80.0	14.648	80.9	17.225	120.7	51.717	20-	<i>19.468</i>	79.5	14.267	82.2	17.164	120.5	50.899
8-	20.289	77.4	14.801	80.6	17.252	120.7	52.342	21-	19.520	79.9	14.238	82.1	17.015	120.7	50.773
9-	19.869	78.9	14.435	81.8	17.252	121.6	51.556	22-	19.670	<i>80.4</i>	14.489	75.4	17.284	120.7	51.443
10-	20.034	79.0	14.358	81.5	17.239	120.3	51.631	23-	19.776	80.0	14.328	<i>83.5</i>	17.126	120.7	51.230
11-	19.998	78.7	14.454	80.0	17.621	118.6	52.073	24-	19.814	80.0	<i>14.210</i>	81.6	17.233	120.3	51.257
12-	19.714	79.5	14.730	78.9	17.194	122.5	51.638	25-	19.770	79.6	16.341	75.3	17.514	119.4	53.625
13-	19.747	79.6	14.336	80.9	17.113	120.5	51.196	26-	19.695	79.4	14.243	81.5	17.093	120.3	51.031
11	Tom WEEDEN														
C Tom Weeden Racing															
1-	Out	73.6	15.795	76.5	18.762	113.0	56.609	11-	20.832	75.9	14.827	78.9	17.582	119.2	53.241
2-	21.419	75.3	15.387	74.8	17.963	119.2	54.769	12-	20.376	76.0	14.857	79.2	17.840	119.8	53.073
3-	20.518	76.4	15.022	77.4	17.603	119.8	53.143	13-	20.436	77.0	14.664	79.9	17.475	120.3	52.575
4-	20.770	76.2	14.810	78.9	17.564	<i>120.5</i>	53.144	14-	20.079	77.9	14.668	80.3	<i>17.445</i>	120.1	52.192
5-	20.508	75.2	14.954	79.7	18.053	118.4	53.515	15-	20.284	77.0	<i>14.588</i>	<i>82.7</i>	17.508	118.4	52.380
6-	20.378	70.9	15.142	76.3	In		1:39.788 P	16-	20.088	77.6	14.588	79.2	17.726	118.1	52.402
7-	Out	75.1	15.204	75.2	17.989	117.5	54.937	17-	<i>20.055</i>	77.5	14.900	79.5	17.666	118.6	52.621
8-	20.399	76.4	16.957	81.0	17.871	118.1	55.227	18-	20.247	78.2	14.680	76.7	17.689	117.7	52.616
9-	20.537	77.2	14.809	81.9	17.760	117.9	53.106	19-	20.113	<i>78.6</i>	14.630	81.0	17.563	118.1	52.306
10-	20.494	76.5	14.716	77.7	17.682	118.6	52.892								
12	Edward RENDELL														
Dutch-2-UK / Breadline Racing															
1-	Out	73.7	15.770	71.7	18.761	117.1	57.320	13-	19.939	78.4	14.205	86.5	In		4:26.399 P
2-	21.348	76.9	14.731	79.5	18.167	118.4	54.246	14-	Out	68.1	14.666	81.5	17.687	117.5	53.761
3-	20.776	77.7	15.036	77.9	18.020	118.4	53.832	15-	19.931	78.2	14.237	83.0	17.389	117.7	51.557
4-	20.987	76.9	14.765	77.3	17.902	118.1	53.654	16-	19.783	78.9	14.025	86.5	17.263	119.4	51.071
5-	20.293	77.2	14.400	80.0	17.655	118.1	52.348	17-	19.966	78.1	13.974	87.2	17.248	119.2	51.188
6-	20.090	77.8	14.261	84.7	17.439	119.8	51.790	18-	19.599	78.3	14.018	83.3	17.396	119.0	51.013
7-	20.168	77.7	14.300	82.1	17.916	<i>122.0</i>	52.384	19-	<i>19.457</i>	78.7	13.930	87.2	<i>17.022</i>	121.4	50.409
8-	20.288	78.5	14.903	74.2	17.854	121.8	53.045	20-	19.788	79.3	15.406	78.1	17.264	120.7	52.458
9-	21.372	52.1	17.394	78.1	17.817	118.1	56.583	21-	19.476	<i>79.6</i>	14.722	81.5	17.430	119.2	51.628
10-	19.905	78.2	14.005	84.3	17.282	120.3	51.192	22-	19.545	78.7	<i>13.846</i>	84.9	17.217	120.3	50.608
11-	19.919	77.0	14.127	86.2	17.441	117.3	51.487	23-	19.848	78.3	14.141	81.0	17.392	117.9	51.381
12-	19.893	74.0	14.059	85.2	17.328	118.6	51.280	24-	19.668	79.1	14.095	<i>87.6</i>	17.348	116.3	51.111
13	Rob GUIVER														
SP125 / Brockwell Engineering															
1-	Out	73.3	16.245	78.8	18.608	115.5	1:00.001	11-	19.869	78.6	14.087	84.1	17.436	119.6	51.392
2-	21.605	75.3	16.004	74.7	18.181	117.1	55.790	12-	20.049	79.4	14.103	85.9	17.104	118.8	51.256
3-	20.429	76.2	14.901	82.8	17.401	119.2	52.731	13-	19.749	79.1	14.009	<i>86.4</i>	17.097	120.9	50.855
4-	20.565	77.5	14.710	78.2	17.434	119.6	52.709	14-	20.611	77.8	14.392	81.9	In		5:02.626 P
5-	20.313	77.2	15.327	82.2	In		5:25.941 P	15-	Out	77.4	14.347	82.1	17.197	120.3	53.396
6-	Out	75.6	14.951	75.8	17.693	118.1	56.716	16-	19.738	79.5	14.043	84.4	17.115	121.4	50.896
7-	20.149	78.3	14.872	76.1	17.557	118.4	52.578	17-	19.672	<i>80.5</i>	14.134	85.4	17.080	119.4	50.886
8-	20.069	78.4	14.242	83.0	17.292	120.5	51.603	18-	19.609	80.4	<i>13.979</i>	85.5	<i>17.001</i>	119.8	50.589
9-	20.040	78.5	14.324	84.3	17.219	<i>121.8</i>	51.583	19-	<i>19.497</i>	79.8	14.279	79.7	17.159	118.1	50.935
10-	19.827	79.3	14.124	85.4	17.202	119.0	51.153								

Weather / Track : Bright / Dry

Brands Hatch Indy
Circuit Length = 1.1986 miles
Start: 15:50 End: 16:16

MCRCB BULLETIN TK079

2010 SpeedyRetail.com British 125GP Championship & ACU Academy Cup

QUALIFYING 1 - SECTOR ANALYSIS

14	Lee JACKSON					C Team Jackson Racing									
1-	Out	74.9	16.312	70.0	18.668	117.7	58.510	14-	Out	78.3	15.474	75.4	18.090	117.1	58.318
2-	21.434	78.3	15.482	74.3	18.358	117.9	55.274	15-	21.272	78.4	15.141	76.1	18.047		54.460
3-	21.493	77.7	15.327	74.1	18.073		54.893	16-	20.986	79.6	15.113	74.9	17.990	117.3	54.089
4-	21.268	77.4	15.338	75.6	18.109		54.715	17-	20.729	76.0	15.168	75.8	18.042	115.1	53.939
5-	20.791	79.0	15.233	75.2	18.253	117.5	54.277	18-	20.762	79.9	14.915	75.6	17.950	119.0	53.627
6-	20.794	78.7	15.245	74.3	18.234		54.273	19-	20.538	79.1	15.153	75.8	17.867	118.6	53.558
7-	20.761	78.4	15.094	76.1	18.011	118.6	53.866	20-	20.709	79.4	15.004	76.6	17.892	118.6	53.605
8-	20.752	76.3	15.137	76.7	17.965	118.1	53.854	21-	20.391	80.7	14.920	76.2	17.828	118.8	53.139
9-	20.834	77.4	15.212	75.4	18.073	117.3	54.119	22-	20.395	78.2	15.029	77.7	17.821	117.1	53.245
10-	20.787	80.7	15.346	76.9	18.232	117.3	54.365	23-	20.705	77.9	15.077	75.7	17.812	117.9	53.594
11-	20.767	77.3	15.085	77.1	18.034	117.9	53.886	24-	20.726	76.0	15.128	76.9	17.916	118.4	53.770
12-	20.798	79.0	14.973	76.6	17.880	117.3	53.651	25-	20.973	78.8	14.899	77.4	17.786	118.6	53.658
13-	21.014	78.5	15.922	71.9	In		2:22.848	26-	20.484	80.2	14.912	75.7	17.851	119.2	53.247
16	Shaun HORSMAN					Symetry IT									
1-	Out	70.7	15.953	74.2	19.316	115.1	58.837	13-	20.443	77.1	24.687	70.2	18.663	114.9	1:03.793
2-	21.535	75.3	15.565	78.2	18.024	117.7	55.124	14-	21.079	76.3	15.560	72.9	18.801	115.3	55.440
3-	20.764	75.5	14.900	80.0	17.585	118.6	53.249	15-	20.536	78.2	14.743	80.2	17.474	116.7	52.753
4-	20.834	76.0	14.824	80.9	17.601	118.6	53.259	16-	20.855	76.1	14.659	82.4	17.391	117.7	52.905
5-	20.553	75.6	14.949	80.0	18.828	111.8	54.330	17-	20.819	75.9	14.534	81.0	17.460	118.4	52.813
6-	21.817	73.8	14.988	81.0	17.887	117.1	54.692	18-	20.353	77.0	14.449	81.0	17.454	118.1	52.256
7-	20.572	76.7	14.709	80.6	17.629	117.7	52.910	19-	20.156	77.0	14.416	82.7	18.148	117.3	52.720
8-	20.905	74.0	15.436	77.0	In		4:19.499	20-	20.172	77.1	14.394	83.0	17.333	117.9	51.889
9-	Out	69.5	15.295	79.3	17.900	117.7	59.434	21-	20.412	75.3	15.132	80.3	17.655	116.9	53.199
10-	20.603	75.6	14.865	79.5	17.637	118.4	53.105	22-	20.575	78.0	14.679	81.2	17.523	117.3	52.777
11-	20.283	76.6	14.732	82.4	17.776	116.3	52.791	23-	20.370	77.0	14.540	80.3	17.765	117.9	52.675
12-	20.645	76.4	14.478	81.8	17.528	117.5	52.651	24-	20.087	76.7	14.564	78.5	17.681	115.9	52.332
17	John McPHEE					C KRP/Bradley Smith Racing									
1-	Out	76.4	15.472	73.6	18.619	112.6	57.990	14-	21.673	68.7	15.346	76.9	In		3:25.020
2-	21.373	77.9	14.857	79.2	18.086	117.1	54.316	15-	Out	48.4	16.024	80.0	18.229	113.9	1:04.723
3-	20.848	78.1	14.865	78.8	17.769	119.8	53.482	16-	20.660	76.8	17.102	63.3	24.516	111.1	1:02.278
4-	20.564	77.9	14.537	81.8	17.564	119.8	52.665	17-	22.445	61.2	15.359	78.4	17.797	117.1	55.601
5-	20.354	78.2	14.594	82.7	17.490	119.6	52.438	18-	20.128	78.4	14.647	81.3	17.415	118.6	52.190
6-	20.354	77.8	14.530	84.6	17.690	118.8	52.574	19-	20.051	78.2	20.200	65.9	29.344	86.6	1:09.595
7-	20.479	77.5	14.436	83.2	17.533	118.6	52.448	20-	23.952	73.8	14.988	76.7	17.666	117.7	56.606
8-	20.009	76.6	14.700	79.2	17.617	115.1	52.326	21-	19.716	78.6	14.264	83.2	17.337	118.6	51.311
9-	20.161	77.6	14.457	81.2	17.633	115.1	52.251	22-	19.703	78.4	14.211	83.5	17.530	119.2	51.444
10-	20.122	78.3	14.326	83.6	17.457	115.3	51.905	23-	20.302	77.8	14.441	83.9	17.590	119.2	52.333
11-	20.289	72.2	14.650	81.3	17.534	117.5	52.473	24-	19.893	78.6	14.424	79.6	17.788	118.6	52.105
12-	19.887	77.5	14.267	81.6	17.685	117.1	51.839	25-	20.489	77.8	15.286	82.5	17.367	118.4	53.142
13-	19.922	78.3	14.510	81.2	17.702	111.5	52.134								
19	Michael HILL					TABOO Motorsport									
1-	Out	70.7	17.082	72.7	19.588	104.9	1:01.337	15-	20.826	77.4	14.671	80.0	17.826	118.6	53.323
2-	23.243	71.7	15.741	76.7	19.495	103.1	58.479	16-	20.731	77.3	14.633	80.0	17.872	118.6	53.236
3-	22.241	73.6	15.323	78.5	In		1:36.230	17-	21.524	58.6	18.228	77.4	17.826	119.8	57.578
4-	Out	75.9	15.145	78.1	18.110	119.4	55.955	18-	20.769	77.3	14.704	77.4	17.757	119.8	53.230
5-	21.333	76.1	14.995	77.9	18.037	118.8	54.365	19-	20.708	78.0	14.651	79.6	17.643	117.9	53.002
6-	21.161	76.4	14.827	78.9	18.063	118.4	54.051	20-	20.780	76.8	14.633	81.2	17.586	120.9	52.999
7-	21.137	75.3	15.122	80.2	17.737	119.8	53.996	21-	20.604	78.3	14.607	81.9	17.583	120.9	52.794
8-	20.969	76.8	14.750	78.9	18.062	119.4	53.781	22-	20.482	79.1	14.654	83.0	17.519	120.7	52.655
9-	21.118	77.1	14.697	79.3	17.928	118.8	53.743	23-	20.544	78.1	14.964	76.9	17.943	118.8	53.451
10-	20.805	76.8	14.626	80.9	17.947	118.6	53.378	24-	20.767	77.7	15.574	79.0	17.634	120.3	53.975
11-	20.790	76.8	14.718	81.2	17.870	119.2	53.378	25-	20.656	77.3	14.813	75.4	17.708	119.6	53.177
12-	23.171	69.6	14.997	78.8	18.512	119.6	56.680	26-	20.609	78.3	14.417	81.8	17.651	120.7	52.677
13-	20.867	78.0	14.904	75.6	19.278	111.7	55.049	27-	20.745	75.9	14.555	82.5	17.631	120.3	52.931
14-	20.834	78.2	14.652	80.9	17.882	116.9	53.368								
21	Harry STAFFORD					C RCS / BTB									
1-	Out	64.2	17.346	75.8	20.617	105.8	1:05.273	11-	20.386	76.8	14.300	84.9	17.780	116.3	52.466

Weather / Track : Bright / Dry

Brands Hatch Indy
 Circuit Length = 1.1986 miles
 Start: 15:50 End: 16:16

2010 SpeedyRetail.com British 125GP Championship & ACU Academy Cup

QUALIFYING 1 - SECTOR ANALYSIS

2-	22.982	67.5	15.621	77.5	18.733	113.2	57.336	12-	20.334	<i>77.7</i>	14.578	81.0	17.690	116.7	52.602	
3-	22.002	71.8	15.649	75.7	18.767	110.2	56.418	13-	21.484	69.7	15.076	80.5	In		3:34.920 P	
4-	21.497	70.7	15.568	74.4	In		1:58.459 P	14-	Out	76.1	14.493	83.6	17.710	116.3	55.207	
5-	Out	74.5	14.462	82.1	17.621	<i>119.2</i>	55.194	15-	20.681	77.4	14.499	80.9	17.535	118.6	52.715	
6-	20.935	72.6	14.552	84.1	17.756	116.7	53.243	16-	20.427	77.4	14.492	83.0	<i>17.570</i>	117.7	52.429	
7-	20.750	76.3	14.296	81.3	17.676	116.9	52.722	17-	20.239	77.5	14.824	78.8	In		2:17.465 P	
8-	20.512	76.7	14.313	85.1	17.673	116.9	52.498	18-	Out	75.5	14.570	81.0	17.960	116.7	55.121	
9-	20.439	76.9	<i>14.175</i>	<i>85.7</i>	17.611	117.3	52.225	19-	22.252	76.4	14.618	83.3	17.713	116.1	54.583	
10-	20.370	77.6	14.334	78.9	17.810	116.1	52.514	20-	<i>20.228</i>	77.5	14.431	80.0	18.063	109.5	52.722	
22	Matthew PAULO							Grant Racing								
1-	Out	73.1	16.673	68.8	18.822	113.0	1:01.497	13-	20.577	78.3	14.684	81.2	17.733	115.1	52.994	
2-	22.101	76.6	15.501	75.4	18.247	117.1	55.849	14-	20.335	77.8	14.348	83.3	17.450	114.9	52.133	
3-	21.497	76.7	15.181	72.9	18.768	112.6	55.446	15-	20.210	78.8	14.383	<i>83.6</i>	17.550	114.9	52.143	
4-	20.971	74.1	15.232	72.2	18.138	117.9	54.341	16-	20.493	78.2	15.346	76.3	In		1:58.339 P	
5-	20.694	77.3	15.032	79.6	17.741	115.7	53.467	17-	Out	70.5	16.155	75.7	18.105	113.4	58.848	
6-	21.143	77.8	15.317	79.0	17.710	116.9	54.170	18-	20.569	78.5	15.463	79.2	17.599	115.5	53.631	
7-	20.863	78.7	14.879	83.0	17.574	116.5	53.316	19-	20.155	79.2	14.410	81.9	17.501	114.3	52.066	
8-	20.319	77.5	14.890	81.5	17.543	117.1	52.752	20-	21.016	78.0	14.721	80.8	In		3:02.921 P	
9-	20.520	77.0	14.523	81.6	17.705	116.5	52.748	21-	Out	75.8	15.392	77.3	17.728	117.3	1:00.130	
10-	20.644	78.2	14.368	81.8	17.454	117.7	52.466	22-	20.346	78.7	14.599	81.2	17.399	117.7	52.344	
11-	20.378	77.9	15.561	78.9	17.529	<i>119.0</i>	53.468	23-	<i>20.076</i>	<i>79.4</i>	<i>14.219</i>	82.1	<i>17.342</i>	118.6	51.637	
12-	20.192	78.9	14.299	82.4	17.449	116.9	51.940									
24	Ben BARRETT							Lowerdale Autos / SP 125 Racing								
1-	Out	69.7	16.860	71.1	19.326	116.3	1:02.492	15-	20.434	77.4	14.704	81.9	17.697	116.3	52.835	
2-	22.509	73.3	15.998	74.2	18.716	117.1	57.223	16-	20.613	77.0	14.940	80.5	17.953	115.3	53.506	
3-	21.539	75.5	15.332	77.0	18.346	117.7	55.217	17-	20.700	78.4	14.703	81.3	17.716	115.7	53.119	
4-	21.002	76.4	15.184	78.5	17.971	119.6	54.157	18-	20.654	76.4	14.669	79.7	17.944	116.9	53.267	
5-	20.695	76.6	15.480	76.0	18.476	114.3	54.651	19-	20.548	77.7	14.627	76.7	17.688	118.1	52.863	
6-	20.963	76.1	15.575	68.1	18.605	115.7	55.143	20-	<i>20.328</i>	78.0	<i>14.498</i>	80.3	17.709	116.7	52.535	
7-	20.850	76.3	15.535	79.3	17.939	116.7	54.324	21-	20.854	77.7	14.566	80.2	17.635	<i>120.1</i>	53.055	
8-	20.727	78.1	15.172	79.9	17.947	116.5	53.846	22-	20.451	76.6	14.619	81.6	<i>17.549</i>	118.6	52.619	
9-	20.616	76.7	14.853	80.6	17.838	117.7	53.307	23-	20.481	<i>79.2</i>	14.618	81.9	17.556	118.1	52.655	
10-	20.707	76.8	14.716	81.9	17.792	117.7	53.215	24-	20.337	76.5	14.617	79.0	17.925	117.9	52.879	
11-	20.551	77.3	14.693	82.1	17.710	117.3	52.954	25-	20.856	76.7	14.800	80.8	17.551	118.4	53.207	
12-	20.519	77.0	14.615	<i>82.4</i>	17.690	117.7	52.824	26-	20.575	78.5	14.906	80.5	17.733	116.3	53.214	
13-	20.363	77.2	14.721	81.0	17.734	118.6	52.818	27-	20.709	78.4	14.545	80.9	17.816	116.1	53.070	
14-	20.754	77.4	14.847	80.6	17.731	117.9	53.332	28-	20.610	77.4	14.500	81.0	17.922	116.5	53.032	
25	Neil DURHAM							Moto Strada								
1-	Out	74.1	15.972	72.3	18.735	116.3	1:00.380	14-	20.812	78.2	14.441	82.5	17.488	114.7	52.741	
2-	21.819	77.5	15.253	77.1	17.951	116.9	55.023	15-	20.642	79.1	15.008	79.3	17.804	114.5	53.454	
3-	21.518	76.8	15.456	76.1	18.245	<i>117.3</i>	55.219	16-	20.738	78.5	15.095	80.6	17.581	114.5	53.414	
4-	21.105	77.9	14.768	79.9	17.831	116.3	53.704	17-	20.542	78.2	14.459	<i>84.1</i>	17.470	113.9	52.471	
5-	20.919	76.2	15.275	79.3	18.167	113.0	54.361	18-	20.515	78.9	<i>14.329</i>	83.2	17.606	114.7	52.450	
6-	20.870	77.8	15.262	75.8	18.197	112.6	54.329	19-	21.552	76.1	15.353	79.0	17.721	115.3	54.626	
7-	20.903	78.3	14.961	77.4	18.058	115.1	53.922	20-	20.770	78.3	14.575	79.0	17.846	113.2	53.191	
8-	21.678	74.7	15.659	77.3	In		3:18.166 P	21-	20.637	77.8	14.591	81.8	17.510	116.9	52.738	
9-	Out	74.8	15.054	77.7	18.086	113.7	58.396	22-	20.951	78.1	14.526	<i>84.1</i>	17.407	115.3	52.884	
10-	20.935	78.3	14.709	77.3	17.603	115.3	53.247	23-	20.941	78.6	14.455	82.5	17.485	<i>117.3</i>	52.881	
11-	20.671	78.2	14.681	83.5	<i>17.385</i>	116.1	52.737	24-	20.580	<i>79.2</i>	14.696	82.1	17.582	117.1	52.858	
12-	20.693	77.9	14.698	80.9	17.856	116.7	53.247	25-	20.496	78.4	14.532	79.3	17.689	115.7	52.717	
13-	20.961	77.5	15.323	79.2	18.214	113.7	54.498	26-	<i>20.478</i>	78.3	14.529	82.7	17.387	116.5	52.394	
26	Richard FERGUSON							C Team Ferguson Racing								
1-	Out	74.2	17.524	65.3	19.766	113.0	1:02.161	11-	21.576	78.1	15.670	69.8	18.737	113.7	55.983	
2-	23.238	75.0	16.240	69.5	19.246	114.5	58.724	12-	21.522	77.6	15.610	72.0	18.488	114.7	55.620	
3-	22.615	76.1	15.986	70.2	18.712	116.1	57.313	13-	21.227	<i>78.8</i>	15.440	<i>73.7</i>	17.968	115.7	54.635	
4-	22.162	76.8	15.759	69.4	18.491	114.1	56.412	14-	<i>21.058</i>	78.6	15.387	63.3	20.580	115.5	57.025	
5-	21.756	77.0	15.832	70.2	18.650	112.8	56.238	15-	21.318	75.3	15.417	72.0	18.162	114.9	54.897	
6-	22.258	74.6	15.882	71.1	18.410	115.5	56.550	16-	21.639	71.9	15.852	72.6	In		5:50.724 P	
7-	21.834	75.1	16.076	72.4	18.463	114.3	56.373	17-	Out	71.1	16.042	70.6	18.223	115.3	58.330	
8-	21.629	75.1	15.595	69.9	18.778	<i>117.1</i>	56.002	18-	21.242	78.7	15.312	73.0	18.057	115.3	54.611	

Weather / Track : Bright / Dry

Brands Hatch Indy
Circuit Length = 1.1986 miles
Start: 15:50 End: 16:16

MCRCB BULLETIN TK079

2010 SpeedyRetail.com British 125GP Championship & ACU Academy Cup

QUALIFYING 1 - SECTOR ANALYSIS

9-	22.166	72.5	15.777	71.9	In	2:02.264	P	19-	21.344	74.2	15.491	<i>73.7</i>	18.021	116.3	54.856	
10-	Out	67.9	15.915	73.0	18.330	115.3	59.676	20-	21.136	74.4	<i>15.152</i>	71.6	<i>17.951</i>	114.3	54.239	
27	Catherine GREEN				CG Racing											
1-	Out	74.0	16.044	74.1	18.682	115.5	57.799	14-	20.887	78.3	14.527	82.1	17.500	120.1	52.914	
2-	22.149	76.0	15.450	75.8	18.085	119.2	55.684	15-	20.442	77.7	14.969	78.2	17.809	117.9	53.220	
3-	21.321	77.0	15.056	75.7	17.780	120.5	54.157	16-	20.532	78.1	14.634	80.6	17.401	120.1	52.567	
4-	21.081	78.0	15.307	74.7	17.998	119.6	54.386	17-	21.088	77.1	14.749	80.6	17.558	119.4	53.395	
5-	20.977	77.6	15.191	75.1	17.795	119.2	53.963	18-	20.214	78.6	15.230	77.3	17.497	<i>121.6</i>	52.941	
6-	20.687	78.3	14.865	78.9	17.707	120.1	53.259	19-	20.151	79.3	14.403	83.8	<i>17.302</i>	121.4	51.856	
7-	20.863	78.1	15.033	78.2	17.850	119.8	53.746	20-	20.138	79.2	14.285	84.1	17.306	121.1	51.729	
8-	20.696	77.6	14.865	77.5	17.602	120.9	53.163	21-	20.262	<i>79.7</i>	14.531	82.1	17.411	<i>121.6</i>	52.204	
9-	20.604	77.6	14.485	80.3	17.536	120.1	52.625	22-	20.943	78.3	14.706	76.9	17.393	121.1	53.042	
10-	20.327	78.1	14.702	78.2	17.555	120.3	52.584	23-	20.284	79.3	14.270	81.3	17.412	<i>121.6</i>	51.966	
11-	20.092	78.5	14.514	80.2	17.501	120.7	52.107	24-	20.289	78.7	<i>14.264</i>	81.2	17.438	119.2	51.991	
12-	21.250	76.2	14.858	78.8	In		3:00.271	P	25-	<i>20.062</i>	78.8	14.354	83.0	17.406	119.8	51.822
13-	Out	73.4	15.269	77.9	18.143	115.5	56.643	26-	20.095	78.4	14.280	<i>85.2</i>	17.365	119.6	51.740	
28	Jon VINCENT				G R Formby Heavy Transport											
1-	Out	70.5	16.446	71.2	18.321	116.3	1:00.825	14-	20.296	77.7	<i>14.372</i>	<i>85.7</i>	17.408	116.3	52.076	
2-	21.796	76.3	16.030	76.6	18.183	119.8	56.009	15-	20.007	77.7	14.435	83.2	17.315	117.3	51.757	
3-	20.932	76.8	15.500	78.6	17.606	120.5	54.038	16-	19.860	78.6	14.410	83.6	17.223	119.2	51.493	
4-	21.101	76.1	15.216	75.4	17.886	<i>121.4</i>	54.203	17-	20.034	77.2	14.818	78.2	17.513	117.9	52.365	
5-	20.168	78.9	14.721	80.9	17.484	119.0	52.373	18-	20.068	78.1	14.805	78.9	18.021	117.7	52.894	
6-	20.541	78.2	15.387	73.8	17.701	119.4	53.629	19-	20.531	78.0	14.786	80.0	17.533	120.7	52.850	
7-	20.238	77.7	14.627	82.5	17.355	117.7	52.220	20-	21.024	62.2	15.898	79.0	18.258	115.7	55.180	
8-	20.141	76.1	14.568	83.5	17.244	118.6	51.953	21-	<i>19.786</i>	78.2	14.559	81.9	17.212	119.6	51.557	
9-	20.251	77.6	14.763	82.8	17.282	119.0	52.296	22-	20.045	78.4	14.586	83.2	<i>17.088</i>	119.0	51.719	
10-	20.506	77.9	14.869	78.2	In		2:47.996	P	23-	20.251	77.8	14.466	83.9	17.097	119.8	51.814
11-	Out	73.0	15.700	76.7	17.805	117.7	59.242	24-	19.840	78.6	14.695	78.6	17.451	118.8	51.986	
12-	20.301	77.0	15.013	79.5	17.342	119.8	52.656	25-	20.221	78.7	14.478	81.0	17.271	119.0	51.970	
13-	20.073	77.8	14.829	82.1	17.560	117.7	52.462	26-	19.922	<i>79.7</i>	14.510	84.1	17.539	116.9	51.971	
29	Tarran MACKENZIE				C Grant Racing / Alan Duffus M/CS											
1-	Out	62.7	19.962	60.9	20.991	107.0	1:09.179	13-	21.743	<i>77.9</i>	15.282	75.1	18.042	116.1	55.067	
2-	23.939	67.6	16.996	67.0	19.692	109.7	1:00.627	14-	21.734	74.7	15.200	<i>76.0</i>	18.040	113.2	54.974	
3-	23.201	70.1	16.739	71.6	19.224	111.8	59.164	15-	21.652	74.2	15.204	73.8	18.113	116.3	54.969	
4-	22.831	71.1	16.390	69.9	In		2:19.606	P	16-	21.524	76.9	15.240	75.6	18.010	116.5	54.774
5-	Out	63.0	16.706	72.7	18.540	115.1	1:03.771	17-	21.589	74.1	<i>15.119</i>	<i>76.0</i>	<i>17.806</i>	117.1	54.514	
6-	21.942	70.5	16.310	74.7	18.305	116.7	56.557	18-	21.696	76.6	15.220	74.8	18.064	116.3	54.980	
7-	22.171	72.6	15.836	72.6	18.442	114.3	56.449	19-	23.218	69.9	16.156	72.9	In		2:40.635	P
8-	22.177	73.9	15.751	70.6	18.314	116.9	56.242	20-	Out	70.5	17.153	69.4	18.735	113.2	1:02.674	P
9-	21.911	71.9	15.499	75.3	18.434	116.9	55.844	21-	22.066	69.9	16.580	71.1	18.183	115.7	56.829	
10-	21.746	68.6	15.824	73.7	18.168	115.7	55.738	22-	21.858	73.2	15.888	71.7	18.506	113.6	56.252	
11-	21.792	72.9	15.532	72.9	18.084	<i>117.7</i>	55.408	23-	22.203	73.8	15.448	75.6	18.028	114.7	55.679	
12-	<i>21.517</i>	75.6	15.638	73.9	18.061	115.9	55.216									
33	Gary WINFIELD				C Oxford TAG Racing											
1-	Out	74.7	16.305	70.7	19.184	114.7	1:00.805	12-	21.665	77.0	15.406	80.6	18.216	115.3	55.287	
2-	22.563	78.3	16.091	68.4	18.830	<i>118.6</i>	57.484	13-	21.588	76.7	15.237	79.5	18.264	116.3	55.089	
3-	22.104	77.2	15.703	74.6	18.606	115.9	56.413	14-	21.519	<i>77.9</i>	15.234	76.3	18.407	114.7	55.160	
4-	21.911	78.6	15.535	78.2	18.484	116.3	55.930	15-	21.932	<i>78.8</i>	15.577	76.6	19.238	112.0	56.747	
5-	21.421	<i>78.8</i>	15.510	81.0	18.778	113.6	55.709	16-	22.376	77.5	15.272	76.5	18.524	114.7	56.172	
6-	22.317	75.6	16.098	74.3	In		4:46.032	P	17-	21.471	78.6	15.227	79.3	18.421	115.5	55.119
7-	Out	68.1	16.152	77.4	18.635	114.1	57.942	18-	21.431	77.4	15.047	<i>81.3</i>	18.097	116.1	54.575	
8-	22.164	76.1	16.662	72.9	18.554	115.7	57.380	19-	21.968	77.1	16.228	74.6	In		1:53.673	P
9-	21.565	77.9	15.723	73.1	18.493	115.3	55.781	20-	Out	75.6	15.385	81.0	18.088	116.7	55.577	
10-	21.530	78.5	15.882	69.0	19.085	113.4	56.497	21-	21.641	78.3	15.373	80.5	<i>18.061</i>	115.9	55.075	
11-	21.593	78.6	15.278	77.7	18.674	113.9	55.545	22-	<i>20.972</i>	<i>78.8</i>	<i>14.765</i>	75.1	18.256	115.7	53.993	
35	Elliot LODGE				C Spike Racing											
1-	Out	74.5	16.747	72.7	19.332	115.1	1:02.128	14-	20.990	78.6	15.006	79.5	17.918	<i>116.7</i>	53.914	
2-	22.413	76.7	16.187	73.2	18.643	115.3	57.243	15-	20.786	77.7	15.001	78.8	18.568	111.8	54.355	

Weather / Track : Bright / Dry

Brands Hatch Indy
Circuit Length = 1.1986 miles
Start: 15:50 End: 16:16

MCRCB BULLETIN TK079

2010 SpeedyRetail.com British 125GP Championship & ACU Academy Cup

QUALIFYING 1 - SECTOR ANALYSIS

3-	22.013	76.4	15.873	74.6	18.627	116.3	56.513	16-	21.150	76.9	15.085	78.5	18.147	112.6	54.382
4-	21.589	78.3	15.499	76.0	18.391	116.5	55.479	17-	21.010	77.9	15.182	78.2	17.994	113.7	54.186
5-	21.655	77.6	15.590	77.3	18.404	115.3	55.649	18-	21.259	77.0	15.476	71.9	18.682	113.9	55.417
6-	21.738	77.2	15.588	77.5	18.140	115.7	55.466	19-	21.004	79.3	14.826	76.1	17.917	115.3	53.747
7-	21.185	77.1	15.497	77.5	18.570	115.3	55.252	20-	20.929	77.2	15.009	78.8	17.977	114.9	53.915
8-	21.817	77.1	15.359	80.3	18.136	115.5	55.312	21-	21.463	78.2	15.319	75.7	In		3:18.237 P
9-	21.026	77.7	15.065	78.9	18.268	114.7	54.359	22-	Out	76.6	15.495	74.2	18.295	116.5	58.507
10-	21.549	78.0	15.241	77.1	18.120	114.9	54.910	23-	21.259	77.3	15.188	77.8	17.897	116.5	54.344
11-	21.271	76.7	15.126	77.9	18.121	114.9	54.518	24-	20.964	78.4	14.873	78.6	17.974	116.3	53.811
12-	21.094	76.4	15.250	78.8	18.069	115.5	54.413	25-	20.782	76.7	14.812	78.9	18.000	115.1	53.594
13-	21.136	78.0	15.249	81.0	17.947	115.7	54.332								

36		Bradley HUGHES					C		Brad H Racing						
1-	Out	66.7	17.808	64.4	20.227	116.5	1:05.276	13-	21.555	75.4	15.098	76.2	18.447	117.5	55.100
2-	22.982	72.3	15.998	70.8	19.303	117.1	58.283	14-	22.204	73.9	15.804	71.0	In		2:08.307 P
3-	22.591	73.3	15.663	73.9	19.024	117.3	57.278	15-	Out	59.5	16.795	71.1	19.321	114.9	1:03.248
4-	22.420	73.8	15.581	75.1	18.887	117.7	56.888	16-	22.259	74.7	15.320	73.9	18.511	117.5	56.090
5-	22.246	74.5	15.471	74.4	18.866	117.1	56.583	17-	21.478	77.0	15.003	76.2	18.206	120.7	54.687
6-	22.442	74.1	15.731	76.0	18.915	117.1	57.088	18-	21.642	75.6	15.166	76.9	18.166	119.4	54.974
7-	22.590	71.8	15.964	70.7	In		2:10.137 P	19-	21.277	76.3	15.048	77.5	18.220	119.2	54.545
8-	Out	71.9	16.040	71.6	19.295	117.3	1:02.322	20-	21.470	76.5	15.008	77.5	18.151	118.6	54.629
9-	22.271	74.5	15.200	77.3	18.623	117.7	56.094	21-	25.159	61.7	17.164	69.6	In		2:00.855 P
10-	21.907	75.6	15.221	74.2	18.475	118.4	55.603	22-	Out	74.8	15.372	73.2	18.706	117.9	58.875
11-	22.034	75.3	15.250	76.2	18.427	116.9	55.711	23-	21.326	76.2	15.310	74.8	18.375	117.9	55.011
12-	21.943	75.3	15.133	73.7	18.516	118.6	55.592								

46		Ross WALKER							Ross Walker Racing						
1-	Out	73.6	16.371	67.5	18.738	116.5	1:00.274	13-	20.762	77.7	15.021	76.0	17.929	115.9	53.712
2-	21.761	76.6	15.720	71.8	18.357	117.3	55.838	14-	20.577	77.9	16.206	69.4	18.909	114.9	55.692
3-	21.255	76.3	15.422	73.9	18.191	116.5	54.868	15-	20.776	77.7	15.152	74.7	18.288	115.1	54.216
4-	21.161	77.6	15.230	74.1	18.147	117.5	54.538	16-	20.547	78.3	15.107	77.7	17.762	116.3	53.416
5-	20.573	77.3	15.218	74.7	18.183	115.5	53.974	17-	21.175	77.4	15.161	76.7	18.047	116.1	54.383
6-	20.814	78.2	15.323	74.6	In		4:55.560 P	18-	20.615	78.0	14.919	78.2	17.704	119.2	53.238
7-	Out	70.2	16.627	67.8	18.789	114.9	59.121	19-	20.590	77.7	15.132	76.9	17.776	117.5	53.498
8-	21.696	78.4	15.439	73.5	18.189	115.9	55.324	20-	20.483	77.1	15.177	77.5	17.783	117.7	53.443
9-	21.415	75.1	15.502	74.9	18.082	117.3	54.999	21-	20.628	77.3	15.184	76.1	17.821	119.4	53.633
10-	21.488	77.8	15.950	69.4	18.787	115.7	56.225	22-	20.599	78.1	14.924	77.9	17.833	115.5	53.356
11-	20.831	78.3	15.064	77.1	18.017	114.7	53.912	23-	20.305	78.6	14.991	74.4	18.051	114.7	53.347
12-	20.565	77.8	15.085	75.8	18.157	114.1	53.807								

51		Sam SHORROCK							Semms Fabrications						
1-	Out	76.1	16.633	69.1	18.500	120.5	59.622	13-	22.191	73.9	16.012	70.6	In		3:44.881 P
2-	21.564	77.5	15.759	75.3	18.085	121.7	55.408	14-	Out	73.7	16.253	62.7	19.217	112.4	1:02.897
3-	21.649	77.6	15.521	75.1	18.046	120.7	55.216	15-	21.671	77.0	15.123	76.7	17.806	118.1	54.600
4-	21.808	76.9	15.306	74.9	In		2:18.334 P	16-	20.623	77.8	14.927	80.2	17.517	119.4	53.067
5-	Out	74.8	15.623	75.8	18.303	117.3	58.858	17-	20.247	78.1	14.872	81.3	17.650	119.2	52.769
6-	21.049	75.7	15.320	78.6	17.997	118.1	54.366	18-	20.220	78.7	14.836	78.9	17.713	119.0	52.769
7-	21.063	75.5	15.070	75.7	17.867	119.4	54.000	19-	20.090	78.5	15.043	79.7	17.422	118.1	52.555
8-	20.669	76.1	15.181	76.3	17.877	118.1	53.727	20-	20.301	77.4	14.578	81.3	17.576	119.2	52.455
9-	20.868	76.5	15.269	77.5	18.080	119.6	54.217	21-	20.252	77.0	14.762	78.1	17.556	118.8	52.570
10-	20.827	77.6	14.953	77.5	17.688	120.9	53.468	22-	20.445	79.5	14.589	80.2	17.422	121.1	52.456
11-	20.360	78.3	15.219	73.7	17.715	120.3	53.294	23-	19.892	79.6	14.591	80.2	17.411	119.8	51.894
12-	20.809	78.5	15.428	75.3	17.741	117.9	53.978								

52		Danny KENT					C		Team Aztec GP						
1-	Out	73.1	16.415	69.1	19.213	111.3	1:01.867	9-	25.242	67.3	15.075	80.2	17.709	119.6	58.026
2-	23.223	69.2	16.051	73.1	18.297	116.9	57.571	10-	20.644	79.8	14.367	81.0	17.497	118.4	52.508
3-	21.529	75.7	15.017	77.1	17.909	112.0	54.455	11-	21.287	71.3	14.492	82.7	17.413		53.192
4-	25.111	55.4	18.743	75.1	17.928	120.5	1:01.782	12-	19.936	77.9	14.191	84.1	17.196	119.6	51.323
5-	20.428	76.9	14.932	78.5	17.712	119.2	53.072	13-	20.284	79.6	14.479	84.3	17.296		52.059
6-	20.269	77.2	14.512	77.5	17.768	119.8	52.549	14-	19.865	80.6	14.180	84.4	17.353		51.398
7-	24.296	43.3	21.115	66.0	18.536	119.0	1:03.947	15-	19.948	81.3	14.255	83.9	20.073	61.8	54.276
8-	20.347	77.8	14.936	71.9	20.892		56.175								

Weather / Track : Bright / Dry

Brands Hatch Indy
Circuit Length = 1.1986 miles
Start: 15:50 End: 16:16

MCRCB BULLETIN TK079

2010 SpeedyRetail.com British 125GP Championship & ACU Academy Cup

QUALIFYING 1 - SECTOR ANALYSIS

57	Simon LOW	Team Shop4bikers / Dutch-2-UK R'g													
1-	Out 72.7	16.099	74.2	18.417	118.6	57.618	14-	20.736	75.1	14.759	82.1	17.577	118.6	53.072	
2-	21.602	73.8	15.237	79.0	18.254	119.8	55.093	15-	20.709	74.1	14.776	80.6	17.916	117.7	53.401
3-	23.393	64.6	18.967	66.9	18.369	120.5	1:00.729	16-	20.599	75.3	14.379	82.1	17.692	118.8	52.670
4-	21.071	76.3	14.882	78.5	17.877	119.2	53.830	17-	20.415	76.4	14.458	81.6	17.734	118.6	52.607
5-	20.569	77.0	15.540	76.3	18.020	117.9	54.129	18-	21.179	75.4	14.585	82.5	17.593	119.4	53.357
6-	20.900	77.0	14.672	81.5	17.644	119.0	53.216	19-	20.482	77.0	14.488	83.6	17.704	119.6	52.674
7-	20.514	76.4	14.568	81.6	17.833	119.4	52.915	20-	20.471	75.5	14.424	83.0	17.596	118.6	52.491
8-	20.495	76.3	14.480	83.9	17.999	119.2	52.974	21-	20.637	76.1	14.433	83.9	17.593	119.6	52.663
9-	20.714	74.6	14.562	82.4	17.655	119.2	52.931	22-	20.236	77.7	14.718	80.6	17.426	120.3	52.380
10-	20.623	75.9	14.473	82.2	17.522	120.7	52.618	23-	20.390	76.2	14.468	83.0	17.441	119.0	52.299
11-	20.614	78.7	14.920	78.4	In		3:02.654 P	24-	20.530	75.0	14.481	83.5	17.522	118.8	52.533
12-	Out 70.7	15.595	73.1	18.531	116.9	57.152		25-	20.672	70.3	16.570	76.0	18.047	118.6	55.289
13-	21.777	76.5	14.841	81.5	17.628	119.2	54.246								
66	Kasey WYATT	C Team Repli-Cast UK Racing													
1-	Out 76.6	15.693	74.7	18.317	116.1	57.353	13-	Out 74.7	15.323	77.0	18.150	114.5	1:01.094		
2-	21.496	77.9	15.743	77.0	17.811	117.9	55.050	14-	20.809	76.4	15.468	75.1	In	1:58.671 P	
3-	20.794	78.5	15.003	77.9	17.806	116.5	53.603	15-	Out 74.3	15.477	77.7	17.769	114.7	56.746	
4-	20.737	78.1	15.103	80.5	17.885	108.8	53.725	16-	20.482	76.6	15.045	77.3	17.722	115.3	53.249
5-	20.703	78.1	15.335	76.9	17.935	115.3	53.973	17-	20.397	77.3	14.893	77.1	18.098	107.7	53.388
6-	20.569	77.1	15.024	80.2	17.844	115.7	53.437	18-	20.814	77.5	14.783	80.6	17.550	118.6	53.147
7-	20.421	78.1	14.855	78.6	18.105	111.3	53.381	19-	20.472	77.2	14.841	78.8	17.888	113.0	53.201
8-	20.726	77.4	15.466	76.6	17.897	114.9	54.089	20-	21.436	58.4	15.567	81.2	17.573	114.1	54.576
9-	20.519	78.1	14.890	75.1	17.914	114.3	53.323	21-	20.254	78.6	14.926	78.1	17.444	117.5	52.624
10-	20.569	78.4	14.734	79.3	17.792	114.9	53.095	22-	20.285	77.8	15.278	71.6	17.787	116.5	53.350
11-	20.279	78.4	14.962	77.8	17.797	114.3	53.038	23-	20.403	78.1	14.743	80.0	17.853	103.6	52.999
12-	21.107	66.0	17.426	72.0	In		2:29.924 P								
69	Joshua HARLAND	C Josh Harland Racing													
1-	Out 71.9	16.531	67.5	19.126	112.6	1:00.944	12-	21.039	77.0	14.830	76.0	18.004	114.7	53.873	
2-	22.497	74.1	16.132	69.3	18.931	112.8	57.560	13-	20.772	76.5	15.037	75.4	18.044	113.0	53.853
3-	21.838	75.3	15.710	72.5	18.450	113.2	55.998	14-	21.239	76.4	15.463	73.3	In	4:38.105 P	
4-	21.698	76.2	15.579	71.7	18.433	114.3	55.710	15-	Out 68.2	15.711	70.6	18.437	113.7	58.011	
5-	21.598	77.2	15.252	74.7	18.518	112.0	55.368	16-	21.655	75.3	15.495	74.8	18.162	114.5	55.312
6-	21.895	74.9	15.912	68.2	In		2:33.268 P	17-	21.095	76.1	14.762	78.7	18.201	113.6	54.058
7-	Out 74.0	15.608	73.1	18.639	113.0	57.113		18-	21.045	77.5	14.923	76.9	18.005	114.3	53.973
8-	21.573	76.9	15.093	75.6	18.282	113.7	54.948	19-	21.091	77.4	14.974	75.1	18.045	113.6	54.110
9-	21.301	75.3	15.066	76.9	18.420	113.6	54.787	20-	20.764	77.5	14.743	76.5	17.982	114.1	53.489
10-	21.172	77.9	14.934	74.8	18.297	114.1	54.403	21-	20.757	77.6	14.712	77.4	18.096	113.0	53.565
11-	21.295	76.7	15.223	74.3	18.221	113.4	54.739	22-	20.703	77.1	14.711	75.7	17.806	113.9	53.220
71	Andrew REID	C Team Aztec GP													
1-	Out 68.1	16.638	72.5	19.500	106.0	1:03.621	13-	20.409	76.3	14.440	84.7	17.654	115.5	52.503	
2-	22.597	71.7	15.877	76.5	19.014	112.2	57.488	14-	22.298	61.1	16.865	80.8	In	4:21.137 P	
3-	21.671	74.0	15.059	80.6	18.352	118.1	55.082	15-	Out 70.7	15.877	78.6	19.073	101.2	1:01.643	
4-	21.064	73.0	14.934	79.2	17.984	118.1	53.982	16-	21.986	71.2	16.022	80.3	19.185	102.1	57.193
5-	21.187	68.1	16.385	76.2	18.403	115.1	55.975	17-	22.467	75.3	14.897	83.2	17.573	116.1	54.937
6-	21.209	70.4	16.185	72.7	18.933	116.1	56.327	18-	20.090	79.1	14.201	88.4	17.467	115.7	51.758
7-	20.880	75.7	14.734	83.9	17.656	117.1	53.270	19-	20.045	76.8	14.147	88.4	17.430	116.5	51.622
8-	21.262	73.6	15.235	82.4	17.892	114.7	54.389	20-	19.929	78.9	14.353	88.4	17.281	117.1	51.563
9-	20.517	77.7	14.776	82.2	17.821	114.7	53.114	21-	19.968	79.3	14.495	86.2	17.612		52.075
10-	20.460	75.3	15.201	80.2	17.935	114.1	53.596	22-	20.703	74.9	14.692	88.9	17.332	117.1	52.727
11-	20.553	75.4	14.802	83.8	17.796	115.7	53.151	23-	20.246	79.5	15.756	85.1	17.534	115.7	53.536
12-	20.709	75.0	14.557	85.1	17.733	114.9	52.999	24-	19.972	78.8	14.186	88.8	17.297	116.1	51.455
76	Charlie KING	C Phil Allen Racing													
1-	Out 66.8	17.675	67.7	19.191	115.3	1:01.995	13-	20.795	75.7	15.297	74.6	17.997	112.4	54.089	
2-	22.950	73.1	16.591	69.7	18.799	113.0	58.340	14-	21.100	76.4	15.358	76.0	17.988	112.6	54.446
3-	21.950	73.4	16.215	73.3	18.355	113.2	56.520	15-	20.811	76.0	15.283	79.2	17.832	114.3	53.926
4-	21.293	75.1	15.981	73.5	18.307	113.0	55.581	16-	20.532	76.1	15.248	77.4	17.853	113.2	53.633
5-	21.221	76.6	15.506	74.8	18.210	112.8	54.937	17-	20.795	76.1	15.229	76.2	17.951	114.7	53.975

Brands Hatch Indy
Circuit Length = 1.1986 miles
Start: 15:50 End: 16:16

Weather / Track : Bright / Dry

MCRCB BULLETIN TK079

2010 SpeedyRetail.com British 125GP Championship & ACU Academy Cup

QUALIFYING 1 - SECTOR ANALYSIS

6-	21.439	74.0	15.611	74.4	18.320	112.6	55.370	18-	21.376	74.2	15.395	74.3	18.285	<i>115.3</i>	55.056
7-	21.332	76.2	16.390	75.6	17.915	114.3	55.637	19-	20.817	76.0	15.458	77.8	17.909	112.0	54.184
8-	21.109	73.5	15.315	76.0	18.057	113.6	54.481	20-	20.769	<i>76.7</i>	15.240	76.5	17.960	112.6	53.969
9-	21.065	75.6	15.224	75.1	18.043	112.8	54.332	21-	21.168	75.3	15.735	74.1	In		1:46.668 P
10-	21.270	74.1	15.289	74.6	18.198	113.4	54.757	22-	Out	75.1	15.570	73.1	17.984	114.5	55.547
11-	20.795	76.1	15.662	70.6	In		2:40.420 P	23-	21.072	75.7	15.636	77.1	18.019	113.2	54.727
12-	Out	71.9	16.333	70.7	18.544	113.6	58.180	24-	20.612	76.3	<i>14.945</i>	78.1	<i>17.710</i>	112.8	53.267
77	Taylor MACKENZIE						KRP Node 4 MMCG								
1-	Out	65.9	15.664	74.9	18.043	125.2	59.229	14-	19.836	82.3	14.534	79.3	17.488	124.5	51.858
2-	21.632	80.4	15.004	76.9	17.936	121.8	54.572	15-	19.917	81.3	14.030	83.3	16.923	124.3	50.870
3-	20.898	76.5	14.219	84.6	17.164	125.9	52.281	16-	19.672	<i>82.8</i>	14.436	84.1	16.955	125.2	51.063
4-	20.498	80.9	14.284	84.7	17.080	<i>127.1</i>	51.862	17-	19.736	82.1	14.597	77.3	17.171	124.0	51.504
5-	20.205	81.1	14.443	80.9	17.263	123.8	51.911	18-	19.655	82.2	14.331	84.1	<i>16.751</i>	125.4	50.737
6-	20.262	80.7	14.143	85.4	17.098	125.7	51.503	19-	20.191	81.7	14.594	82.2	In		1:58.462 P
7-	20.094	81.6	13.984	84.9	17.218	125.0	51.296	20-	Out	73.0	16.222	79.2	17.107	124.5	1:04.254
8-	20.677	79.3	14.373	81.9	17.273	126.6	52.323	21-	19.573		14.030	<i>85.9</i>	16.788	125.4	50.391
9-	20.147	79.1	14.290	80.0	17.171	126.6	51.608	22-	19.584	81.5	14.162	73.5	19.148	115.1	52.894
10-	1:16.209	33.5	18.375	73.8	In		2:57.519 P	23-	23.562	68.5	14.711	82.5	16.892	125.9	55.165
11-	Out	78.7	14.965	78.9	17.412	122.9	56.047	24-	19.478	<i>82.8</i>	16.217	81.3	16.883	125.0	52.578
12-	20.234	80.1	14.214	83.0	17.260	124.0	51.708	25-	<i>19.466</i>	81.8	<i>13.884</i>	85.7	16.808	125.9	50.158
13-	20.007	82.1	13.978	83.9	17.172	125.0	51.157								
80	Dakota MAMOLA						C KRP / Monster								
1-	Out	76.5	15.798	75.1	18.281	118.6	57.777	15-	20.334	80.1	<i>14.185</i>	82.1	17.400	120.1	51.919
2-	21.350	77.0	15.128	80.0	17.783	120.1	54.261	16-	20.215	79.8	14.245	83.2	17.428	119.4	51.888
3-	20.964	80.3	14.892	82.7	17.663	120.3	53.519	17-	20.205	79.7	14.231	<i>86.7</i>	17.214	119.8	51.650
4-	20.900	80.1	14.566	82.7	17.319	<i>123.4</i>	52.785	18-	21.685	52.7	25.642	25.5	28.772	116.1	1:16.099
5-	20.552	<i>80.7</i>	14.535	83.8	17.469	120.3	52.556	19-	20.926	79.9	14.672	83.3	17.432	120.5	53.030
6-	20.464	79.2	14.454	84.3	17.277	121.4	52.195	20-	20.858	<i>80.7</i>	14.355	86.2	17.360	120.3	52.573
7-	20.549	79.1	14.427	85.4	17.268	120.5	52.244	21-	20.379	76.7	14.298	84.1	17.366	120.1	52.043
8-	20.435	77.0	14.850	84.1	17.202	121.8	52.487	22-	20.254	79.9	14.277	83.8	17.273	119.0	51.804
9-	20.531	77.9	14.519	80.0	17.474	121.8	52.524	23-	20.189	79.4	14.328	85.4	17.133	120.9	51.650
10-	20.344	79.8	14.330	85.5	17.280	120.5	51.954	24-	20.587	<i>80.7</i>	14.636	83.8	17.387	120.3	52.610
11-	20.797	70.9	15.964	74.2	In		2:03.602 P	25-	20.592	79.6	14.426	84.6	17.538	119.2	52.556
12-	Out	79.2	14.937	78.2	17.462	120.5	56.415	26-	20.669	73.7	15.478	84.3	17.420	120.1	53.567
13-	20.408	80.5	14.417	84.1	17.214	121.4	52.039	27-	<i>20.107</i>	78.3	14.268	<i>86.7</i>	<i>16.996</i>	121.1	51.371
14-	20.352	80.4	14.344	86.0	17.245	120.7	51.941								
89	Fraser ROGERS						C KRP / Racing Steps Foundations								
1-	Out	72.6	15.894	72.6	18.456	117.1	58.531	16-	20.209	80.3	14.452	79.9	17.512	119.6	52.173
2-	22.024	71.6	15.616	77.1	17.628	123.4	55.268	17-	20.607	79.0	14.364	80.2	17.467	118.1	52.438
3-	20.870	79.1	14.775	80.0	17.607	123.8	53.252	18-	20.242	80.1	14.289	82.4	17.274	120.7	51.805
4-	20.667	78.2	14.669	78.6	17.425	<i>125.0</i>	52.761	19-	19.896	80.3	14.171	83.0	17.452	119.6	51.519
5-	20.486	79.0	14.567	80.9	17.402	122.2	52.455	20-	20.038	80.4	14.387	79.0	17.248	120.5	51.673
6-	20.453	80.6	14.576	82.1	17.347	120.1	52.376	21-	19.992	80.6	14.339	82.1	17.228	120.7	51.559
7-	20.271	79.3	14.412	81.6	17.359	120.7	52.042	22-	20.718	79.4	14.297	80.9	17.291	120.9	52.306
8-	19.978	80.3	14.872	78.6	17.341	121.6	52.191	23-	19.915	<i>80.8</i>	14.180	81.2	17.306	122.5	51.401
9-	20.053	78.2	14.403	79.7	17.363	120.3	51.819	24-	20.373	80.3	14.218	80.6	17.318	121.1	51.909
10-	19.973	79.5	14.263	80.8	17.495	120.5	51.731	25-	19.973	80.3	14.235	81.0	<i>17.218</i>	120.5	51.426
11-	20.221	79.6	14.396	77.4	18.072	119.8	52.689	26-	20.018	80.4	14.232	81.8	17.241	119.8	51.491
12-	20.216	79.0	14.377	78.2	17.451	121.8	52.044	27-	20.486	79.4	14.380	<i>84.1</i>	17.379	119.6	52.245
13-	20.169	79.0	14.418	78.9	17.357	119.6	51.944	28-	20.111	78.1	14.258	80.8	17.278	120.9	51.647
14-	20.182	79.2	14.414	81.0	17.326	120.1	51.922	29-	<i>19.764</i>	79.8	<i>14.068</i>	80.9	17.337	119.4	51.169
15-	20.274	79.3	14.245	81.8	17.361	120.5	51.880								
91	Ian STANFORD						I Stanford Racing								
1-	Out	71.0	17.017	67.1	19.252	116.5	1:01.664	11-	20.420	76.6	14.847	79.3	<i>17.452</i>	<i>120.7</i>	52.719
2-	21.983	75.0	15.909	69.7	18.535	118.1	56.427	12-	20.332	75.7	<i>14.798</i>	<i>81.3</i>	17.496	117.7	52.626
3-	21.496	75.1	15.697	75.7	18.025	120.3	55.218	13-	20.499	76.4	15.069	79.3	17.598	119.8	53.166
4-	20.961	75.5	15.390	74.8	18.140	118.4	54.491	14-	20.178	76.1	14.823	80.6	17.515	117.9	52.516
5-	20.911	75.8	15.183	77.9	17.688	119.8	53.782	15-	<i>20.152</i>	<i>77.0</i>	14.820	78.6	17.596	116.3	52.568
6-	20.716	76.2	15.655	75.4	17.580	120.3	53.951	16-	20.735	74.3	16.789	62.5	In		4:14.947 P
7-	20.344	76.9	15.507	78.5	17.805	119.4	53.656	17-	Out	72.6	16.018	74.3	18.151	104.5	56.895

Weather / Track : Bright / Dry

Brands Hatch Indy
Circuit Length = 1.1986 miles
Start: 15:50 End: 16:16

MCRCB BULLETIN TK079

2010 SpeedyRetail.com British 125GP Championship & ACU Academy Cup

QUALIFYING 1 - SECTOR ANALYSIS

8 -	20.390	75.9	15.232	78.6	17.696	117.7	53.318	18 -	22.908	69.5	17.672	68.9	In	5:12.829	P
9 -	20.407	74.8	15.204	81.0	17.685	119.4	53.296	19 -	Out	72.9	15.978	72.4	18.608	104.2	55.977
10 -	20.683	76.2	14.854	79.2	17.727	119.0	53.264								
94	Sam HORNSEY			C Team Repli-Cast UK Racing											
1 -	Out	70.1	17.699	61.8	20.640	113.2	1:03.917	13 -	20.082	79.4	14.509	83.0	17.471	119.0	52.062
2 -	22.819	74.6	16.386	70.3	19.191	116.1	58.396	14 -	20.183	79.7	14.548	82.1	17.461	119.6	52.192
3 -	21.918	76.7	15.852	73.5	18.451	117.1	56.221	15 -	20.018	80.1	14.595	83.5	17.484	116.3	52.097
4 -	21.149	77.1	15.250	77.1	18.087	117.3	54.486	16 -	21.966	68.4	16.295	72.7	In	4:36.845	P
5 -	20.714	77.5	15.074	79.0	18.019	116.5	53.807	17 -	Out	74.9	15.862	75.8	18.068	117.7	57.601
6 -	20.512	79.2	15.238	78.6	17.816	117.1	53.566	18 -	20.560	79.2	14.558	80.3	17.736	118.4	52.854
7 -	20.532	78.1	14.809	79.5	18.123	119.6	53.464	19 -	20.149	79.9	14.352	83.0	17.408	119.4	51.909
8 -	20.545	79.5	14.858	78.5	17.612	118.8	53.015	20 -	20.027	79.3	14.368	81.9	17.568	118.6	51.963
9 -	20.335	78.5	14.662	81.6	17.684	117.5	52.681	21 -	19.947	79.9	14.314	84.3	17.269	119.4	51.530
10 -	20.380	78.6	16.502	77.0	17.933	117.9	54.815	22 -	19.941	80.5	14.250	85.9	17.340	120.1	51.531
11 -	20.649	79.8	15.128	79.5	17.684	117.9	53.461	23 -	19.818	80.8	14.387	85.5	17.315	118.6	51.520
12 -	20.042	78.5	14.583	81.8	17.497	118.1	52.122	24 -	20.047	80.5	14.384	80.9	17.339	119.2	51.770
98	Wayne RYAN			C KRP / Racing Steps Foundations											
1 -	Out	74.1	15.676	73.9	18.257	122.9	57.824	15 -	19.960	81.1	14.277	81.5	17.230	125.2	51.467
2 -	21.481	79.5	15.054	77.9	17.852	123.8	54.387	16 -	20.259	78.0	15.049	78.5	17.612	123.8	52.920
3 -	21.039	81.2	14.745	80.3	17.484	124.5	53.268	17 -	20.425	81.4	14.417	80.6	17.219	124.0	52.061
4 -	20.564	79.6	14.559	81.9	17.351	126.1	52.474	18 -	19.921	80.7	14.339	81.5	17.209	122.9	51.469
5 -	20.249	81.2	14.400	80.3	17.490	122.7	52.139	19 -	19.878	80.6	14.273	79.9	17.421	122.5	51.572
6 -	20.239	80.2	14.421	80.5	17.294	124.7	51.954	20 -	19.952	81.0	14.234	80.3	17.256	123.4	51.442
7 -	20.296	79.1	14.368	80.5	17.506	123.4	52.170	21 -	20.022	81.6	14.602	80.0	17.235	122.7	51.859
8 -	20.605	79.4	14.386	81.2	17.263	124.7	52.254	22 -	20.329	80.6	14.456	80.6	17.209	124.5	51.994
9 -	20.154	78.3	14.324	80.0	17.218	125.7	51.696	23 -	20.175	81.4	14.322	80.5	17.220	125.2	51.717
10 -	20.144	80.5	14.391	77.9	17.528	123.8	52.063	24 -	21.247	74.0	16.455	70.8	In	1:36.526	P
11 -	20.451	75.4	14.886	74.2	18.823	117.1	54.160	25 -	Out	79.3	14.803	79.2	17.481	123.1	54.357
12 -	20.360	81.1	14.301	79.2	17.433	126.1	52.094	26 -	20.383	80.0	14.574	79.7	17.200	123.8	52.157
13 -	20.231	81.3	14.452	79.0	17.178	125.2	51.861	27 -	20.198	81.5	14.563	78.5	17.522	122.9	52.283
14 -	20.408	81.3	14.299	80.5	17.161	124.5	51.868	28 -	20.080	79.9	14.315	79.5	17.213	123.6	51.608

Weather / Track : Bright / Dry

Brands Hatch Indy
Circuit Length = 1.1986 miles
Start: 15:50 End: 16:16

MCRCB BULLETIN TK080

2010 SpeedyRetail.com British 125GP Championship & ACU Academy Cup

QUALIFYING 1 - SPEED TRAPS

SECTOR 1				SECTOR 2			FINISH LINE			
POS	NO	NAME	MPH	NO	NAME	MPH	NO	NAME	MPH	
1	77	Taylor MACKENZIE	82.8	1	James LODGE	90.6	77	Taylor MACKENZIE	127.1	
2	7	Deane BROWN	82.6	7	Deane BROWN	90.6	98	Wayne RYAN	126.1	
3	98	Wayne RYAN	81.6	71	Andrew REID	88.9	89	Fraser ROGERS	125.0	
4	1	James LODGE	81.5	4	Philip WAKEFIELD	87.6	7	Deane BROWN	124.7	
5	52	Danny KENT	81.3	12	Edward RENDELL	87.6	8	Brian CLARK	123.8	
6	89	Fraser ROGERS	80.8	80	Dakota MAMOLA	86.7	1	James LODGE	123.4	
7	94	Sam HORNSEY	80.8	13	Rob GUIVER	86.4	80	Dakota MAMOLA	123.4	
8	14	Lee JACKSON	80.7	77	Taylor MACKENZIE	85.9	3	James FORD	122.2	
9	80	Dakota MAMOLA	80.7	94	Sam HORNSEY	85.9	6	William DUNLOP	122.2	
10	13	Rob GUIVER	80.5	21	Harry STAFFORD	85.7	12	Edward RENDELL	122.0	
11	8	Brian CLARK	80.4	28	Jon VINCENT	85.7	13	Rob GUIVER	121.8	
12	6	William DUNLOP	80.2	6	William DUNLOP	85.2	27	Catherine GREEN	121.6	
13	27	Catherine GREEN	79.7	27	Catherine GREEN	85.2	28	Jon VINCENT	121.4	
14	28	Jon VINCENT	79.7	17	John McPHEE	84.6	51	Sam SHORROCK	121.1	
15	12	Edward RENDELL	79.6	52	Danny KENT	84.4	19	Michael HILL	120.9	
16	51	Sam SHORROCK	79.6	25	Neil DURHAM	84.1	36	Bradley HUGHES	120.7	
17	71	Andrew REID	79.5	89	Fraser ROGERS	84.1	57	Simon LOW	120.7	
18	22	Matthew PAULO	79.4	3	James FORD	83.9	91	Ian STANFORD	120.7	
19	35	Elliot LODGE	79.3	57	Simon LOW	83.9	11	Tom WEEDEN	120.5	
20	24	Ben BARRETT	79.2	22	Matthew PAULO	83.6	52	Danny KENT	120.5	
21	25	Neil DURHAM	79.2	8	Brian CLARK	83.5	24	Ben BARRETT	120.1	
22	19	Michael HILL	79.1	16	Shaun HORSMAN	83.0	94	Sam HORNSEY	120.1	
23	26	Richard FERGUSON	78.8	19	Michael HILL	83.0	17	John McPHEE	119.8	
24	33	Gary WINFIELD	78.8	11	Tom WEEDEN	82.7	46	Ross WALKER	119.4	
25	66	Kasey WYATT	78.7	24	Ben BARRETT	82.4	14	Lee JACKSON	119.2	
26	11	Tom WEEDEN	78.6	98	Wayne RYAN	81.9	21	Harry STAFFORD	119.2	
27	17	John McPHEE	78.6	33	Gary WINFIELD	81.3	22	Matthew PAULO	119.0	
28	46	Ross WALKER	78.6	51	Sam SHORROCK	81.3	16	Shaun HORSMAN	118.6	
29	4	Philip WAKEFIELD	78.5	91	Ian STANFORD	81.3	33	Gary WINFIELD	118.6	
30	3	James FORD	78.3	66	Kasey WYATT	81.2	66	Kasey WYATT	118.6	
31	16	Shaun HORSMAN	78.2	35	Elliot LODGE	81.0	71	Andrew REID	118.1	
32	57	Simon LOW	78.1	76	Charlie KING	79.2	4	Philip WAKEFIELD	117.9	
33	29	Tarran MACKENZIE	77.9	5	Jamie EDWARDS	78.8	29	Tarran MACKENZIE	117.7	
34	69	Joshua HARLAND	77.9	46	Ross WALKER	78.2	5	Jamie EDWARDS	117.3	
35	21	Harry STAFFORD	77.7	69	Joshua HARLAND	78.1	25	Neil DURHAM	117.3	
36	36	Bradley HUGHES	77.0	14	Lee JACKSON	77.7	26	Richard FERGUSON	117.1	
37	91	Ian STANFORD	77.0	36	Bradley HUGHES	77.5	35	Elliot LODGE	116.7	
38	76	Charlie KING	76.7	29	Tarran MACKENZIE	76.0	76	Charlie KING	115.3	
39	5	Jamie EDWARDS	76.5	26	Richard FERGUSON	73.7	69	Joshua HARLAND	114.7	

Weather / Track : Bright / Dry

Brands Hatch Indy
Circuit Length = 1.1986 miles
Start: 15:50 End: 16:16

MCRCB BULLETIN TK081

2010 SpeedyRetail.com British 125GP Championship & ACU Academy Cup

QUALIFYING 1 - BEST SECTOR TIMES

SECTOR 1			SECTOR 2			SECTOR 3			IDEAL / BEST COMPARISON						
POS	NO	NAME	TIME	NO	NAME	TIME	NO	NAME	TIME	POS	NO	NAME	IDEAL	BEST	DIFF
1	1	LODGE	19.370	7	BROWN	13.635	77	MACKENZIE	16.751	1	1	LODGE	50.005	50.224	0.219
2	12	RENDELL	19.457	1	LODGE	13.755	7	BROWN	16.812	2	7	BROWN	50.031	50.086	0.055
3	77	MACKENZIE	19.466	12	RENDELL	13.846	1	LODGE	16.880	3	77	MACKENZIE	50.101	50.158	0.057
4	8	CLARK	19.468	77	MACKENZIE	13.884	6	DUNLOP	16.986	4	12	RENDELL	50.325	50.409	0.084
5	13	GUIVER	19.497	13	GUIVER	13.979	8	CLARK	16.990	5	13	GUIVER	50.477	50.589	0.112
6	6	DUNLOP	19.511	4	WAKEFIELD	14.057	80	MAMOLA	16.996	6	6	DUNLOP	50.632	50.872	0.240
7	7	BROWN	19.584	89	ROGERS	14.068	13	GUIVER	17.001	7	8	CLARK	50.668	50.773	0.105
8	17	McPHEE	19.703	6	DUNLOP	14.135	12	RENDELL	17.022	8	89	ROGERS	51.050	51.169	0.119
9	89	ROGERS	19.764	71	REID	14.147	28	VINCENT	17.088	9	4	WAKEFIELD	51.182	51.182	0.000
10	3	FORD	19.783	21	STAFFORD	14.175	3	FORD	17.148	10	3	FORD	51.196	51.356	0.160
11	28	VINCENT	19.786	52	KENT	14.180	98	RYAN	17.161	11	52	KENT	51.241	51.323	0.082
12	94	HORNSEY	19.818	80	MAMOLA	14.185	52	KENT	17.196	12	17	McPHEE	51.245	51.311	0.066
13	4	WAKEFIELD	19.850	8	CLARK	14.210	89	ROGERS	17.218	13	28	VINCENT	51.246	51.493	0.247
14	52	KENT	19.865	17	McPHEE	14.211	94	HORNSEY	17.269	14	98	RYAN	51.273	51.442	0.169
15	98	RYAN	19.878	22	PAULO	14.219	4	WAKEFIELD	17.275	15	80	MAMOLA	51.288	51.371	0.083
16	51	SHORROCK	19.892	98	RYAN	14.234	71	REID	17.281	16	94	HORNSEY	51.337	51.520	0.183
17	71	REID	19.929	94	HORNSEY	14.250	27	GREEN	17.302	17	71	REID	51.357	51.455	0.098
18	11	WEEDEN	20.055	27	GREEN	14.264	17	McPHEE	17.331	18	27	GREEN	51.628	51.729	0.101
19	27	GREEN	20.062	3	FORD	14.265	16	HORSMAN	17.333	19	22	PAULO	51.637	51.637	0.000
20	22	PAULO	20.076	25	DURHAM	14.329	22	PAULO	17.342	20	16	HORSMAN	51.804	51.889	0.085
21	16	HORSMAN	20.087	28	VINCENT	14.372	25	DURHAM	17.385	21	51	SHORROCK	51.881	51.894	0.013
22	80	MAMOLA	20.107	57	LOW	14.379	51	SHORROCK	17.411	22	21	STAFFORD	51.913	52.225	0.312
23	91	STANFORD	20.152	16	HORSMAN	14.384	57	LOW	17.426	23	57	LOW	52.041	52.299	0.258
24	21	STAFFORD	20.228	19	HILL	14.417	66	WYATT	17.444	24	11	WEEDEN	52.088	52.192	0.104
25	57	LOW	20.236	24	BARRETT	14.498	11	WEEDEN	17.445	25	25	DURHAM	52.192	52.394	0.202
26	66	WYATT	20.254	51	SHORROCK	14.578	91	STANFORD	17.452	26	24	BARRETT	52.375	52.535	0.160
27	46	WALKER	20.305	11	WEEDEN	14.588	21	STAFFORD	17.510	27	91	STANFORD	52.402	52.516	0.114
28	24	BARRETT	20.328	69	HARLAND	14.711	19	HILL	17.519	28	19	HILL	52.418	52.655	0.237
29	14	JACKSON	20.391	66	WYATT	14.734	24	BARRETT	17.549	29	66	WYATT	52.432	52.624	0.192
30	25	DURHAM	20.478	33	WINFIELD	14.765	46	WALKER	17.704	30	46	WALKER	52.928	53.238	0.310
31	19	HILL	20.482	91	STANFORD	14.798	76	KING	17.710	31	14	JACKSON	53.076	53.139	0.063
32	76	KING	20.532	35	LODGE	14.812	14	JACKSON	17.786	32	76	KING	53.187	53.267	0.080
33	69	HARLAND	20.703	5	EDWARDS	14.893	29	MACKENZIE	17.806	33	69	HARLAND	53.220	53.220	0.000
34	35	LODGE	20.782	14	JACKSON	14.899	69	HARLAND	17.806	34	35	LODGE	53.491	53.594	0.103
35	33	WINFIELD	20.972	46	WALKER	14.919	35	LODGE	17.897	35	33	WINFIELD	53.798	53.993	0.195
36	26	FERGUSON	21.058	76	KING	14.945	26	FERGUSON	17.951	36	26	FERGUSON	54.161	54.239	0.078
37	5	EDWARDS	21.143	36	HUGHES	15.003	33	WINFIELD	18.061	37	5	EDWARDS	54.283	54.724	0.441
38	36	HUGHES	21.277	29	MACKENZIE	15.119	36	HUGHES	18.151	38	36	HUGHES	54.431	54.545	0.114
39	29	MACKENZIE	21.517	26	FERGUSON	15.152	5	EDWARDS	18.247	39	29	MACKENZIE	54.442	54.514	0.072

Perfect Lap	49.756
-------------	--------

Weather / Track : Bright / Dry

Brands Hatch Indy
Circuit Length = 1.1986 miles
Start: 15:50 End: 16:16

2010 SpeedyRetail.com British 125GP Championship & ACU Academy Cup
QUALIFYING 2 - COMBINED CLASSIFICATION

POS	NO	CL	NAME	ENTRY	FIRST		SECOND		GAP	DIFF
					TIME	LAPS	TIME	LAPS		
1	7	C	Deane BROWN	Honda - Colin Appleyard / Macadam Racing	50.086	24	50.278	27		
2	77		Taylor MACKENZIE	Honda - KRP Node 4 MMCG	50.158	25	50.166	25	0.072	0.072
3	1		James LODGE	Honda - RS Racing / Earnshaws M'cycles	50.224	27	50.824	11	0.138	0.066
4	89	C	Fraser ROGERS	Honda - KRP / Racing Steps Foundations	51.169	29	50.393	29	0.307	0.169
5	12		Edward RENDELL	Honda - Dutch-2-UK / Breadline Racing	50.409	24	51.070	23	0.323	0.016
6	13		Rob GUIVER	Honda - SP125 / Brockwell Engineering	50.589	19	50.621	23	0.503	0.180
7	17	C	John McPHEE	Honda - KRP/Bradley Smith Racing	51.311	25	50.619	25	0.533	0.030
8	80	C	Dakota MAMOLA	Honda - KRP / Monster	51.371	27	50.692	26	0.606	0.073
9	8		Brian CLARK	Honda - Banks Racing / Xpress Racewear	50.773	26	50.924	25	0.687	0.081
10	52	C	Danny KENT	Honda - Team Aztec GP	51.323	15	50.826	28	0.740	0.053
11	6		William DUNLOP	Honda -	50.872	19	51.331	10	0.786	0.046
12	98	C	Wayne RYAN	Honda - KRP / Racing Steps Foundations	51.442	28	50.874	29	0.788	0.002
13	3		James FORD	Honda - E3 Motorsport	51.356	19	50.917	27	0.831	0.043
14	4		Philip WAKEFIELD	Honda - PWR / Sandbach Scrap Metal	51.182	24	51.208	25	1.096	0.265
15	22		Matthew PAULO	Honda - Grant Racing	51.637	23	51.287	26	1.201	0.105
16	71	C	Andrew REID	Honda - Team Aztec GP	51.455	24	54.132	7	1.369	0.168
17	28		Jon VINCENT	Honda - G R Formby Heavy Transport	51.493	26	51.834	15	1.407	0.038
18	94	C	Sam HORNSEY	Cougar - Team Repli-Cast UK Racing	51.520	24	58.467	2	1.434	0.027
19	16		Shaun HORSMAN	Honda - Symitry IT	51.889	24	51.663	26	1.577	0.143
20	27		Catherine GREEN	Honda - CG Racing	51.729	26	52.029	26	1.643	0.066
21	51		Sam SHORROCK	Honda - Semms Fabrications	51.894	23		0	1.808	0.165
22	5		Jamie EDWARDS	Aprilia - J C Racing / Lodgetyre.com	54.724	6	51.923	22	1.837	0.029
23	21	C	Harry STAFFORD	Honda - RCS / BTB	52.225	20	52.145	21	2.059	0.222
24	11	C	Tom WEEDEN	Honda - Tom Weeden Racing	52.192	19	52.472	11	2.106	0.047
25	14	C	Lee JACKSON	Honda - Team Jackson Racing	53.139	26	52.282	28	2.196	0.090
26	57		Simon LOW	Honda - Team Shop4bikers / Dutch-2-UK R'g	52.299	25	53.348	16	2.213	0.017
27	25		Neil DURHAM	Aprilia - Moto Strada	52.394	26	52.963	24	2.308	0.095
28	35	C	Elliot LODGE	Honda - Spike Racing	53.594	25	52.498	28	2.412	0.104
29	91		Ian STANFORD	Honda - I Stanford Racing	52.516	19	1:01.448	5	2.430	0.018
30	24		Ben BARRETT	Honda - Lowerdale Autos / SP 125 Racing	52.535	28	52.680	25	2.449	0.019
31	66	C	Kasey WYATT	Honda - Team Repli-Cast UK Racing	52.624	23	52.637	21	2.538	0.089
32	19		Michael HILL	Honda - TABOO Motorsport	52.655	27	52.772	24	2.569	0.031
33	69	C	Joshua HARLAND	Honda - Josh Harland Racing	53.220	22	52.967	23	2.881	0.312
34	46		Ross WALKER	Honda - Ross Walker Racing	53.238	23	53.071	26	2.985	0.104
35	76	C	Charlie KING	Honda - Phil Allen Racing	53.267	24	53.755	13	3.181	0.196
36	26	C	Richard FERGUSON	Honda - Team Ferguson Racing	54.239	20	53.472	25	3.386	0.205
37	36	C	Bradley HUGHES	Honda - Brad H Racing	54.545	23	53.988	21	3.902	0.516
38	33	C	Gary WINFIELD	Honda - Oxford TAG Racing	53.993	22	54.089	25	3.907	0.005
39	29	C	Tarran MACKENZIE	Honda - Grant Racing / Alan Duffus M/CS		23	54.280	23	4.194	0.287

QUALIFYING LAPTIME (110% of 50.086) = 55.094

No 29 - 1st session times disallowed - underweight at post practice technical

Weather / Track : Cloudy / Dry

These results are provisional until the conclusion of any judicial and technical matters.

Brands Hatch Indy

Circuit Length = 1.1986 miles

Start: 13:45 End: 14:11

Race Director :	Stewards :	Timekeeper :
-----------------	------------	--------------

MCRCB BULLETIN TK133

2010 SpeedyRetail.com British 125GP Championship & ACU Academy Cup QUALIFYING 2 - CLASSIFICATION

POS	NO	CL	NAME	ENTRY	TIME	ON	LAPS	GAP	DIFF	MPH
1	77		Taylor MACKENZIE	Honda - KRP Node 4 MMCG	50.166	25	25			86.01
2	7	C	Deane BROWN	Honda - Colin Appleyard / Macadam Racing	50.278	21	27	0.112	0.112	85.82
3	89	C	Fraser ROGERS	Honda - KRP / Racing Steps Foundations	50.393	28	29	0.227	0.115	85.62
4	17	C	John McPHEE	Honda - KRP/Bradley Smith Racing	50.619	24	25	0.453	0.226	85.24
5	13		Rob GUIVER	Honda - SP125 / Brockwell Engineering	50.621	11	23	0.455	0.002	85.24
6	80	C	Dakota MAMOLA	Honda - KRP / Monster	50.692	26	26	0.526	0.071	85.12
7	1		James LODGE	Honda - RS Racing / Earnshaws M'cycles	50.824	7	11	0.658	0.132	84.90
8	52	C	Danny KENT	Honda - Team Aztec GP	50.826	28	28	0.660	0.002	84.89
9	98	C	Wayne RYAN	Honda - KRP / Racing Steps Foundations	50.874	26	29	0.708	0.048	84.81
10	3		James FORD	Honda - E3 Motorsport	50.917	20	27	0.751	0.043	84.74
11	8		Brian CLARK	Honda - Banks Racing / Xpress Racewear	50.924	23	25	0.758	0.007	84.73
12	12		Edward RENDELL	Honda - Dutch-2-UK / Breadline Racing	51.070	14	23	0.904	0.146	84.49
13	4		Philip WAKEFIELD	Honda - PWR / Sandbach Scrap Metal	51.208	21	25	1.042	0.138	84.26
14	22		Matthew PAULO	Honda - Grant Racing	51.287	26	26	1.121	0.079	84.13
15	6		William DUNLOP	Honda -	51.331	7	10	1.165	0.044	84.06
16	16		Shaun HORSMAN	Honda - Symitry IT	51.663	26	26	1.497	0.332	83.52
17	28		Jon VINCENT	Honda - G R Formby Heavy Transport	51.834	13	15	1.668	0.171	83.24
18	5		Jamie EDWARDS	Aprilia - J C Racing / Lodgetyre.com	51.923	22	22	1.757	0.089	83.10
19	27		Catherine GREEN	Honda - CG Racing	52.029	21	26	1.863	0.106	82.93
20	21	C	Harry STAFFORD	Honda - RCS / BTB	52.145	21	21	1.979	0.116	82.75
21	14	C	Lee JACKSON	Honda - Team Jackson Racing	52.282	28	28	2.116	0.137	82.53
22	11	C	Tom WEEDEN	Honda - Tom Weedden Racing	52.472	8	11	2.306	0.190	82.23
23	35	C	Elliot LODGE	Honda - Spike Racing	52.498	27	28	2.332	0.026	82.19
24	66	C	Kasey WYATT	Honda - Team Repli-Cast UK Racing	52.637	19	21	2.471	0.139	81.97
25	24		Ben BARRETT	Honda - Lowerdale Autos / SP 125 Racing	52.680	23	25	2.514	0.043	81.91
26	19		Michael HILL	Honda - TABOO Motorsport	52.772	23	24	2.606	0.092	81.76
27	25		Neil DURHAM	Aprilia - Moto Strada	52.963	22	24	2.797	0.191	81.47
28	69	C	Joshua HARLAND	Honda - Josh Harland Racing	52.967	22	23	2.801	0.004	81.46
29	46		Ross WALKER	Honda - Ross Walker Racing	53.071	20	26	2.905	0.104	81.30
30	57		Simon LOW	Honda - Team Shop4bikers / Dutch-2-UK R'g	53.348	16	16	3.182	0.277	80.88
31	26	C	Richard FERGUSON	Honda - Team Ferguson Racing	53.472	24	25	3.306	0.124	80.69
32	76	C	Charlie KING	Honda - Phil Allen Racing	53.755	12	13	3.589	0.283	80.27
33	36	C	Bradley HUGHES	Honda - Brad H Racing	53.988	19	21	3.822	0.233	79.92
34	33	C	Gary WINFIELD	Honda - Oxford TAG Racing	54.089	25	25	3.923	0.101	79.77
35	71	C	Andrew REID	Honda - Team Aztec GP	54.132	7	7	3.966	0.043	79.71
36	29	C	Tarran MACKENZIE	Honda - Grant Racing / Alan Duffus M/CS	54.280	20	23	4.114	0.148	79.49
37	94	C	Sam HORNSEY	Cougar - Team Repli-Cast UK Racing	58.467	2	2	8.301	4.187	73.80
38	91		Ian STANFORD	Honda - I Stanford Racing	1:01.448	2	5	11.282	2.981	70.22
39	51		Sam SHORROCK	Honda - Semms Fabrications		0	0			

No 29 - 1st session times disallowed - underweight at post practice technical

Weather / Track : Cloudy / Dry

These results are provisional until the conclusion of any judicial and technical matters.

Brands Hatch Indy

Circuit Length = 1.1986 miles

Start: 13:45 End: 14:11

Race Director :	Stewards :	Timekeeper :
-----------------	------------	--------------

MCRCB BULLETIN TK134

2010 SpeedyRetail.com British 125GP Championship & ACU Academy Cup

QUALIFYING 2 - SECTOR ANALYSIS

1		James LODGE				RS Racing / Earnshaws M'cycles									
1-	Out	70.7	16.450	73.8	18.760	112.0	59.305	7-	<i>19.681</i>	<i>79.4</i>	<i>14.165</i>	87.0	<i>16.978</i>	122.9	50.824
2-	21.422	76.8	15.640	79.7	18.191	111.7	55.253	8-	19.967	76.7	14.543	84.3	In		3:23.095 P
3-	21.603	76.3	15.106	81.8	17.881	113.7	54.590	9-	Out	77.8	14.842	83.5	17.239	<i>123.4</i>	53.717
4-	20.676	78.0	15.327	83.5	17.354	119.6	53.357	10-	19.813	78.8	14.188	<i>87.2</i>	17.155	122.2	51.156
5-	20.172	79.1	14.847	80.0	17.396	121.4	52.415	11-	19.994	77.7	14.369	79.9	17.340	122.7	51.703
6-	19.829	78.3	14.190	84.9	17.243	121.8	51.262								
3		James FORD				E3 Motorsport									
1-	Out	73.6	15.857	77.8	18.317	119.2	58.297	15-	20.569	70.1	17.707	74.1	17.307	121.6	55.583
2-	21.154	73.4	15.109	80.2	17.709	118.1	53.972	16-	20.096	76.8	14.522	86.7	17.116	119.8	51.734
3-	20.435	76.7	14.565	81.8	17.395	119.4	52.395	17-	19.812	77.6	14.295	81.9	17.242	122.0	51.349
4-	20.098	77.1	14.550	84.4	17.419	116.9	52.067	18-	22.341	61.8	15.244	79.2	17.454	120.7	55.039
5-	20.233	76.9	14.573	78.6	In		2:50.724 P	19-	20.053	75.2	15.485	78.2	17.406	121.6	52.944
6-	Out	61.7	15.915	79.0	17.784	120.1	1:02.403	20-	19.725	77.9	14.218	84.7	16.974	121.6	50.917
7-	20.386	76.4	14.695	80.3	17.964	119.8	53.045	21-	19.748	76.6	14.270	<i>88.6</i>	17.076	121.8	51.094
8-	19.993	76.8	14.563	78.8	17.604	118.8	52.160	22-	23.790	66.4	15.358	80.2	17.427	120.1	56.575
9-	20.374	77.7	14.735	83.3	17.127	120.7	52.236	23-	19.730	77.7	14.492	79.6	17.435	119.6	51.657
10-	19.794	77.8	14.263	85.1	17.096	121.6	51.153	24-	19.788	76.6	14.285	82.8	17.452	119.2	51.525
11-	20.317	76.7	14.326	84.3	17.215	120.7	51.858	25-	19.697	76.6	14.263	84.6	17.185	118.8	51.145
12-	20.129	77.7	14.203	84.9	17.056	122.2	51.388	26-	<i>19.681</i>	77.1	14.317	81.0	17.129	119.4	51.127
13-	20.043	77.9	14.402	85.5	<i>16.972</i>	<i>122.9</i>	51.417	27-	19.775	76.6	<i>14.149</i>	84.4	17.371	119.6	51.295
14-	20.014	<i>78.3</i>	14.198	83.6	17.165	121.1	51.377								
4		Philip WAKEFIELD				PWR / Sandbach Scrap Metal									
1-	Out	63.5	17.167	68.1	19.792	113.7	1:07.118	14-	20.172	78.2	14.373	86.0	17.281	118.4	51.826
2-	22.321	73.1	15.349	81.3	18.399	112.8	56.069	15-	20.526	77.4	14.999	82.1	17.502	118.1	53.027
3-	21.624	74.0	16.054	73.7	19.075	116.5	56.753	16-	20.038	76.9	14.331	86.7	17.257	118.1	51.626
4-	20.669	78.0	16.760	67.5	19.180	116.7	56.609	17-	19.831	77.8	15.035	82.8	17.452	116.5	52.318
5-	20.833	77.6	15.018	81.6	17.563	117.7	53.414	18-	19.813	78.6	<i>14.199</i>	87.9	17.280	116.5	51.292
6-	20.339	78.2	14.555	83.0	17.525	117.7	52.419	19-	19.709	<i>79.4</i>	14.481	86.2	17.219	117.1	51.409
7-	20.508	78.0	14.536	83.0	17.608	117.3	52.652	20-	<i>19.708</i>	78.9	14.296	87.2	17.389	115.7	51.393
8-	20.540	76.9	14.507	84.6	17.569	116.5	52.616	21-	19.730	78.5	14.213	<i>89.1</i>	17.265	117.5	51.208
9-	20.207	76.7	14.396	86.2	17.433	117.5	52.036	22-	20.430	69.1	15.891	88.1	<i>17.062</i>	118.8	53.383
10-	20.076	78.4	14.406	85.2	17.482	<i>119.8</i>	51.964	23-	20.750	78.8	14.680	84.1	17.256	119.2	52.686
11-	20.514	79.1	14.777	83.3	In		3:59.272 P	24-	20.800	78.3	14.391	85.9	17.425	116.1	52.616
12-	Out	70.7	15.818	83.0	17.862	115.9	57.144	25-	19.928	78.5	14.731	72.7	17.860	114.3	52.519
13-	20.880	76.8	14.864	82.2	17.698	118.4	53.442								
5		Jamie EDWARDS				J C Racing / Lodgetyre.com									
1-	Out	71.9	16.594	71.2	18.868	118.6	58.927	12-	20.710	77.4	14.741	82.2	17.406	117.9	52.857
2-	24.168	72.4	16.101	67.6	In		1:16.700 P	13-	20.165	77.8	14.517	80.8	17.751	116.1	52.433
3-	Out	75.1	14.930	76.9	17.965	117.9	53.890	14-	20.333	78.1	14.631	83.3	17.608	115.1	52.572
4-	20.365	78.2	15.422	77.3	17.830	116.9	53.617	15-	21.313	76.2	15.707	72.4	In		4:23.021 P
5-	20.557	76.3	14.496	81.9	17.655	117.3	52.708	16-	Out	75.6	14.843	78.8	17.747	116.9	54.664
6-	20.578	77.5	<i>14.354</i>	<i>85.7</i>	17.394	119.0	52.326	17-	20.461	77.2	14.655	76.0	17.577	117.3	52.693
7-	20.325	76.9	15.123	75.8	In		2:20.635 P	18-	<i>19.944</i>	<i>79.8</i>	14.560	83.9	17.484	117.1	51.988
8-	Out	75.7	14.826	79.6	17.815	116.5	54.013	19-	20.498	78.1	14.490	82.7	17.397	117.3	52.385
9-	20.528	78.3	14.798	79.5	17.404	119.0	52.730	20-	20.171	78.2	14.400	83.9	17.433	117.7	52.004
10-	20.162	76.9	14.514	84.9	17.696	116.3	52.372	21-	21.251	78.1	14.892	81.0	17.519	118.1	53.662
11-	20.236	77.8	14.381	80.5	17.490	117.1	52.107	22-	20.365	77.5	14.407	84.6	<i>17.151</i>	<i>119.8</i>	51.923
6		William DUNLOP													
1-	Out	73.0	16.391	74.6	18.657	115.1	59.565	6-	19.965	78.5	14.500	84.6	17.190	121.1	51.655
2-	21.989	73.0	16.868	75.7	18.323	120.1	57.180	7-	<i>19.709</i>	<i>79.3</i>	<i>14.402</i>	<i>85.2</i>	17.220	120.9	51.331
3-	20.830	75.6	15.340	82.1	17.701	120.3	53.871	8-	19.938	78.5	14.521	82.8	17.443	122.5	51.902
4-	20.283	77.3	14.553	83.9	17.359	119.8	52.195	9-	19.775	79.2	14.559	83.5	<i>17.029</i>	<i>122.7</i>	51.363
5-	19.959	78.5	14.602	<i>85.2</i>	17.264	121.6	51.825	10-	20.134	79.0	14.538	83.6	17.707	94.5	52.379
7		Deane BROWN				C Colin Appleyard / Macadam Racing									
1-	Out	74.4	15.397	75.3	18.050	120.3	56.588	15-	21.328	67.0	15.807	76.3	In		1:18.211 P
2-	20.324	79.7	14.366	84.1	17.537	120.5	52.227	16-	Out	79.9	14.708	75.6	17.478	122.7	54.128

No 29 - 1st session times disallowed - underweight at post practice technical

Weather / Track : Cloudy / Dry

Brands Hatch Indy
Circuit Length = 1.1986 miles
Start: 13:45 End: 14:11

2010 SpeedyRetail.com British 125GP Championship & ACU Academy Cup

QUALIFYING 2 - SECTOR ANALYSIS

3-	20.042	80.9	13.959	86.0	17.278	121.8	51.279	17-	19.732	81.5	13.723	88.9	16.851	123.8	50.306
4-	20.060	80.9	14.056	86.9	17.302	120.5	51.418	18-	19.581	81.1	14.412	76.2	18.859	107.7	52.852
5-	19.897	81.1	14.009	84.3	17.353	120.5	51.259	19-	21.115	80.6	13.914	82.2	17.375	124.7	52.404
6-	20.276	78.5	14.090	86.4	17.200	121.6	51.566	20-	19.939	80.8	14.434	81.6	17.121	124.5	51.494
7-	19.931	79.3	14.328	80.8	In		2:45.971 P	21-	19.543	83.2	14.010	87.0	16.725	124.3	50.278
8-	Out	61.8	14.894	82.5	17.493	120.7	56.592	22-	20.380	79.5	14.198	86.5	17.045	122.5	51.623
9-	19.844	81.1	14.006	86.0	17.225	121.6	51.075	23-	19.587	82.0	14.019	84.3	16.848	124.5	50.454
10-	19.784	81.8	13.774	89.7	17.065	122.9	50.623	24-	19.596	81.5	13.855	87.4	17.047	123.4	50.498
11-	19.683	82.0	13.693	87.0	16.967	123.4	50.343	25-	20.134	81.0	13.694	89.7	16.957	121.1	50.785
12-	19.640	81.5	14.122	88.6	17.110	121.6	50.872	26-	22.098	78.3	13.891	88.6	16.794	123.8	52.783
13-	20.060	81.2	13.817	87.6	17.055	121.6	50.932	27-	19.743	83.0	14.102	85.1	16.884	124.7	50.729
14-	19.624	81.6	13.882	87.4	16.810	126.4	50.316								
8	Brian CLARK Banks Racing / Xpress Racewear														
1-	Out	68.5	17.404	71.5	18.842	115.3	1:02.744	14-	19.602	79.4	14.664	81.5	17.037	122.7	51.303
2-	22.464	75.1	15.644	76.7	17.776	122.7	55.884	15-	19.552	80.3	14.790	84.3	16.977	121.1	51.319
3-	21.728	77.0	15.686	75.1	18.089	119.8	55.503	16-	19.864	79.7	14.379	83.9	17.118	122.0	51.361
4-	20.647	79.7	15.250	80.5	17.815	105.8	53.712	17-	20.213	75.3	15.284	78.1	17.752	119.6	53.249
5-	21.486	79.2	15.086	80.9	17.475	122.7	54.047	18-	19.934	80.1	14.447	83.3	17.092	121.4	51.473
6-	20.636	79.4	15.647	75.8	17.460	122.2	53.743	19-	19.767	79.8	14.438	83.0	17.118	119.8	51.323
7-	20.311	80.0	14.982	73.6	17.720	120.5	53.013	20-	19.800	80.6	14.679	82.1	17.245	120.1	51.724
8-	20.095	79.6	14.496	83.5	17.087	122.7	51.678	21-	19.716	80.0	14.274	85.1	16.993	121.8	50.983
9-	20.077	78.3	14.537	80.6	17.338	122.7	51.952	22-	19.666	80.5	14.407	83.3	17.173	121.1	51.246
10-	19.837	80.3	14.919	76.0	In		3:43.653 P	23-	19.739	79.7	14.241	85.2	16.944	121.6	50.924
11-	Out	73.6	15.297	81.9	17.289	121.4	1:01.355	24-	19.767	80.9	14.308	84.3	16.936	121.8	51.011
12-	20.444	77.8	14.792	81.8	17.190	122.0	52.426	25-	19.631	80.5	14.642	82.7	17.098	120.9	51.371
13-	19.892	79.8	14.375	82.8	17.131	122.0	51.398								
11	Tom WEEDEN C Tom Weeden Racing														
1-	Out	70.7	16.539	73.9	19.222	117.5	1:00.693	7-	20.726	77.9	14.866	77.0	17.859	119.4	53.451
2-	21.260	75.6	15.482	77.8	18.473	118.1	55.215	8-	20.315	77.9	14.649	83.3	17.508	119.4	52.472
3-	20.739	76.9	15.572	77.7	18.103	118.8	54.414	9-	20.324	77.5	14.744	83.2	17.648	119.4	52.716
4-	21.137	75.5	15.097	82.1	18.803	113.4	55.037	10-	20.468	77.8	14.701	82.2	17.509	121.4	52.678
5-	20.959	76.1	15.261	79.5	18.149	118.6	54.369	11-	20.549	78.0	14.565	83.0	17.414	119.8	52.528
6-	20.645	77.1	15.294	80.9	17.865	117.3	53.804								
12	Edward RENDELL Dutch-2-UK / Breadline Racing														
1-	Out	69.8	17.763	70.9	19.274	118.1	1:02.989	13-	19.988	77.0	14.127	89.8	17.390	117.5	51.505
2-	22.323	74.4	16.600	67.2	18.758	117.9	57.681	14-	19.863	77.0	14.024	86.5	17.183	118.6	51.070
3-	20.748	75.5	15.255	81.8	17.848	118.6	53.851	15-	20.085	77.9	14.128	83.8	17.380	117.3	51.593
4-	20.608	76.6	14.735	81.0	17.862	118.1	53.205	16-	19.729	78.6	15.120	81.6	In		4:51.254 P
5-	20.436	77.7	14.446	80.6	17.744	118.8	52.626	17-	Out	75.5	14.665	84.3	17.703	117.5	55.226
6-	20.236	76.4	14.372	85.1	17.589	120.5	52.197	18-	20.363	78.1	14.478	81.8	In		2:07.689 P
7-	20.168	77.2	14.344	87.6	17.537	117.7	52.049	19-	Out	75.0	15.007	84.3	17.222	121.1	54.498
8-	20.320	77.6	14.214	88.4	17.516	117.5	52.050	20-	19.797	77.8	14.488	78.9	17.550	120.7	51.835
9-	20.123	76.4	14.282	85.1	17.441	118.1	51.846	21-	20.629	78.4	14.454	83.3	17.523	121.6	52.606
10-	19.969	77.4	14.109	87.9	17.360	119.8	51.438	22-	20.183	78.7	14.151	85.4	17.357	120.5	51.691
11-	20.329	76.5	14.117	86.2	17.438	117.3	51.884	23-	20.175	79.7	14.241	83.3	17.532	117.1	51.948
12-	19.911	77.9	14.018	89.8	17.393	117.1	51.322								
13	Rob GUIVER SP125 / Brockwell Engineering														
1-	Out	76.2	15.379	77.5	17.739	119.4	54.658	13-	19.846	80.1	14.294	83.0	In		3:26.621 P
2-	20.270	77.2	14.733	80.5	17.470	118.8	52.473	14-	Out	74.4	14.743	81.0	17.421	119.8	56.973
3-	19.766	78.7	14.348	83.0	17.353	116.7	51.467	15-	19.817	80.2	14.913	73.0	17.312	120.7	52.042
4-	21.429	78.2	14.889	76.3	In		3:59.740 P	16-	19.921	78.3	14.451	81.9	17.138	120.7	51.510
5-	Out	76.0	15.031	80.0	17.351	119.8	58.266	17-	19.528	80.0	14.371	84.9	17.051	120.1	50.950
6-	19.797	78.8	14.278	83.0	17.177	120.7	51.252	18-	19.762	80.1	14.134	86.5	17.083	119.4	50.979
7-	19.603	78.6	14.338	83.9	17.251	121.4	51.192	19-	19.826	80.1	14.183	85.4	17.063	120.1	51.072
8-	19.955	78.1	14.790	83.5	17.057	120.7	51.802	20-	19.785	79.7	14.127	87.2	16.953	122.2	50.865
9-	19.725	79.1	14.137	85.2	16.937	122.9	50.799	21-	20.481	76.9	14.137	86.7	17.082	118.6	51.700
10-	19.748	79.8	14.176	86.2	17.013	120.3	50.937	22-	19.671	78.8	14.051	87.4	17.024	119.0	50.746
11-	19.730	79.3	13.984	86.4	16.907	123.6	50.621	23-	19.693	79.0	14.090	87.0	17.083	117.5	50.866
12-	19.971	79.6	14.081	87.7	17.014	122.9	51.066								

No 29 - 1st session times disallowed - underweight at post practice technical

Weather / Track : Cloudy / Dry

Brands Hatch Indy
Circuit Length = 1.1986 miles
Start: 13:45 End: 14:11

MCRCB BULLETIN TK134

2010 SpeedyRetail.com British 125GP Championship & ACU Academy Cup

QUALIFYING 2 - SECTOR ANALYSIS

14	Lee JACKSON				C Team Jackson Racing										
1-	Out	77.7	15.997	72.0	18.262	120.5	58.047	15-	20.249	79.2	14.960	79.5	17.583	120.1	52.792
2-	21.848	77.6	15.467	76.9	18.044	119.0	55.359	16-	20.372	80.1	15.017	76.1	17.806	120.9	53.195
3-	20.914	79.1	15.240	75.4	17.940	119.2	54.094	17-	20.251	83.0	15.047	77.3	17.730	120.9	53.028
4-	20.478	80.9	15.301	75.4	17.872	119.0	53.651	18-	20.215	80.1	14.810	79.0	17.555	120.3	52.580
5-	20.524	79.9	15.108	76.7	17.867	118.4	53.499	19-	20.084	81.0	14.776	78.4	17.545	120.7	52.405
6-	20.544	78.6	15.163	74.9	17.924	119.6	53.631	20-	20.272	79.5	15.015	78.1	17.598	119.8	52.885
7-	20.367	80.7	15.108	77.9	17.768	117.9	53.243	21-	20.074	80.2	14.844	78.6	17.510	121.4	52.428
8-	20.213	80.2	15.162	79.0	17.756	118.6	53.131	22-	19.970	81.8	15.081	75.7	17.531	121.1	52.582
9-	20.510	77.8	14.959	76.9	17.811	118.6	53.280	23-	20.034	81.4	15.228	79.0	17.502	120.7	52.764
10-	20.268	81.1	15.108	73.8	18.131	118.6	53.507	24-	20.126	80.6	14.774	81.5	17.506	120.9	52.406
11-	20.599	78.7	15.630	73.9	In		1:40.586 P	25-	20.580	79.8	15.011	78.5	17.459	120.7	53.050
12-	Out	75.4	15.380	76.5	17.902	119.6	56.589	26-	20.649	80.9	14.937	76.6	17.704	121.4	53.290
13-	20.625	76.9	15.140	76.6	17.875	119.6	53.640	27-	20.259	83.5	14.747	81.0	17.442	122.2	52.448
14-	20.399	80.1	15.351	75.2	17.715	121.8	53.465	28-	20.155	80.2	14.649	79.9	17.478	120.9	52.282
16	Shaun HORSMAN				Symitry IT										
1-	Out	68.4	16.638	76.7	18.502	119.4	1:01.661	14-	Out	72.1	15.669	71.0	17.965	119.2	58.701
2-	22.312	73.7	15.122	80.0	17.837	120.7	55.271	15-	20.590	75.2	14.752	81.9	17.404	120.7	52.746
3-	22.451	75.6	15.901	75.1	17.953	120.3	56.305	16-	20.156	75.9	14.536	81.3	17.339	120.7	52.031
4-	21.573	75.8	14.789	81.2	17.626	121.4	53.988	17-	20.252	78.0	14.394	82.5	17.245	122.5	51.891
5-	20.881	76.1	14.845	78.6	17.759	122.0	53.485	18-	20.234	76.9	15.336	76.2	17.779	121.4	53.349
6-	21.103	76.4	14.905	79.6	17.563	121.6	53.571	19-	20.331	79.6	14.886	76.0	17.448	120.7	52.665
7-	21.429	75.3	14.594	80.2	17.680	121.8	53.703	20-	20.268	77.6	14.628	81.2	17.321	121.8	52.217
8-	20.569	76.9	14.933	80.3	17.435	121.6	52.937	21-	20.180	76.6	15.257	70.6	17.607	120.3	53.044
9-	20.566	75.4	14.720	78.4	17.604	121.4	52.890	22-	20.190	76.9	14.499	80.3	17.354	120.5	52.043
10-	21.429	76.1	15.132	77.3	17.840	120.5	54.401	23-	20.149	75.3	14.470	82.2	17.303	120.3	51.922
11-	20.485	75.9	14.556	82.1	17.371	120.9	52.412	24-	20.139	76.5	14.733	82.7	17.294	120.3	52.166
12-	20.352	76.6	14.418	81.9	17.281	121.8	52.051	25-	20.025	78.5	14.430	83.3	17.266	120.1	51.721
13-	20.122	77.4	14.559	81.2	In		2:51.175 P	26-	19.924	78.2	14.475	83.0	17.264	120.9	51.663
17	John McPHEE				C KRP/Bradley Smith Racing										
1-	Out	69.0	18.492	70.7	20.219	106.4	1:03.397	14-	20.308	77.8	20.724	66.5	19.203	116.7	1:00.235
2-	23.474	70.7	16.751	71.6	19.065	103.9	59.290	15-	20.205	78.7	14.414	81.0	18.521	115.7	53.140
3-	21.529	73.1	15.559	72.6	18.396	121.1	55.484	16-	21.670	66.8	15.423	81.8	17.755	120.7	54.848
4-	20.542	79.1	14.589	77.4	17.823	121.8	52.954	17-	20.408	78.7	14.438	81.8	17.328	121.1	52.174
5-	20.224	79.2	14.706	81.0	18.113	121.8	53.043	18-	19.748	76.8	14.321	84.1	18.061	119.2	52.130
6-	20.903	79.2	14.650	77.9	17.799	121.4	53.352	19-	22.374	63.8	15.130	81.3	17.521	120.9	55.025
7-	19.951	80.1	14.403	83.8	17.270	122.5	51.624	20-	19.681	80.5	14.243	80.0	17.432	123.1	51.356
8-	19.938	80.0	14.916	81.6	17.275	122.2	52.129	21-	24.310	50.2	22.600	55.2	22.462	118.6	1:09.372
9-	19.876	79.4	14.233	85.2	17.115	124.7	51.224	22-	22.499	76.5	20.305	68.0	17.685	119.2	1:00.489
10-	20.373	79.0	16.181	70.1	In		2:54.093 P	23-	19.942	79.5	14.165	86.0	17.045	121.6	51.152
11-	Out	49.3	23.840	72.0	18.608	117.9	1:15.204	24-	19.354	81.6	14.142	83.0	17.123	121.6	50.619
12-	20.829	77.7	14.510	83.0	17.445	119.8	52.784	25-	26.866	37.0	17.432	79.7	17.200	120.3	1:01.498
13-	19.688	80.1	15.058	78.8	17.696	120.3	52.442								
19	Michael HILL				TABOO Motorsport										
1-	Out	75.5	15.695	74.3	18.231	120.1	57.657	13-	24.068	59.0	17.574	69.9	18.011	120.5	59.653
2-	21.461	75.3	15.170	77.0	18.221	120.5	54.852	14-	21.005	76.9	14.784	78.2	17.718	121.6	53.507
3-	21.400	76.0	15.179	77.8	In		2:49.930 P	15-	20.898	76.5	14.725	79.6	17.777	119.2	53.400
4-	Out	45.7	16.896	75.3	In		1:46.944 P	16-	22.073	66.0	15.459	79.0	17.838	119.8	55.370
5-	Out	73.1	15.676	78.4	17.993	120.5	57.328	17-	20.787	76.9	14.750	79.2	17.694	119.8	53.231
6-	21.241	76.1	14.831	80.3	18.074	119.0	54.146	18-	20.662	77.0	14.742	81.3	17.709	120.3	53.113
7-	21.269	77.4	14.843	79.5	17.879	120.3	53.991	19-	22.511	59.1	19.144	46.4	19.730	118.8	1:01.385
8-	20.778	76.3	15.010	81.5	17.695	120.9	53.483	20-	21.453	57.1	22.338	53.4	22.502	105.2	1:06.293
9-	20.843	78.7	14.745	79.6	17.898	120.1	53.486	21-	23.514	76.4	15.282	77.4	17.726	119.0	56.522
10-	20.817	77.4	14.784	82.4	17.906	119.4	53.507	22-	21.652	60.5	19.771	79.5	18.009	119.6	59.432
11-	22.681	69.3	15.202	77.4	18.742	107.7	56.625	23-	20.561	77.6	14.644	79.0	17.567	120.1	52.772
12-	23.836	51.6	20.004	58.3	21.930	105.2	1:05.770	24-	20.622	76.9	16.554	81.2	17.701	118.4	54.877
21	Harry STAFFORD				C RCS / BTB										
1-	Out	71.2	16.144	73.8	18.798	118.8	58.554	12-	20.504	76.9	14.521	83.3	17.779	116.1	52.804

No 29 - 1st session times disallowed - underweight at post practice technical

Weather / Track : Cloudy / Dry

Brands Hatch Indy
Circuit Length = 1.1986 miles
Start: 13:45 End: 14:11

MCRCB BULLETIN TK134

2010 SpeedyRetail.com British 125GP Championship & ACU Academy Cup

QUALIFYING 2 - SECTOR ANALYSIS

2-	22.509	76.1	15.724	76.3	18.515	117.1	56.748	13-	20.646	77.2	14.596	83.0	17.668	115.7	52.910
3-	21.154	76.1	15.532	80.6	17.952	118.6	54.638	14-	20.344	77.6	14.374	<i>86.2</i>	17.646	117.7	52.364
4-	20.666	76.5	14.908	77.1	18.162	116.5	53.736	15-	<i>20.159</i>	<i>78.1</i>	15.274	76.1	18.004	116.9	53.437
5-	20.840	77.3	14.607	80.6	17.993	116.9	53.440	16-	20.311	77.4	14.916	78.5	17.703	117.5	52.930
6-	20.435	77.5	14.619	84.6	17.692	116.5	52.746	17-	20.305	<i>78.1</i>	14.657	81.3	<i>17.387</i>	117.7	52.349
7-	20.486	77.0	14.373	84.6	17.693	116.9	52.552	18-	20.925	77.0	14.796	80.9	In		2:06.570 P
8-	21.407	72.2	18.440	58.2	In		3:50.490 P	19-	Out	76.9	14.496	85.7	17.728	116.1	55.159
9-	Out	65.4	15.253	78.5	17.934	114.7	58.748	20-	20.412	77.7	14.420	85.5	17.659	117.1	52.491
10-	21.021	74.7	15.485	78.2	In		2:35.990 P	21-	20.226	77.6	<i>14.319</i>	85.4	17.600	117.5	52.145
11-	Out	76.0	14.759	80.8	18.438	114.9	58.984								
22	Matthew PAULO							Grant Racing							
1-	Out	65.7	19.337	66.2	19.738	111.5	1:04.617	14-	21.091	73.6	15.640	74.6	In		2:20.241 P
2-	23.377	73.6	16.735	68.5	19.187	113.4	59.299	15-	Out	72.7	15.949	75.7	18.274	113.9	1:03.867 P
3-	23.496	74.4	15.956	73.9	18.288	118.8	57.740	16-	21.429	75.9	14.987	76.3	17.551	119.6	53.967
4-	21.433	76.9	15.142	72.3	17.872	120.1	54.447	17-	20.382	77.4	14.843	80.3	17.744	118.1	52.969
5-	21.015	78.3	15.089	76.7	18.236	118.8	54.340	18-	20.882	69.6	15.717	79.5	17.717	118.4	54.316
6-	20.725	77.6	14.732	79.0	17.821	120.1	53.278	19-	20.451	77.9	14.688	80.2	17.389	118.6	52.528
7-	20.806	78.8	14.874	76.5	17.895	118.6	53.575	20-	20.069	78.4	14.339	81.8	17.375	120.7	51.783
8-	20.367	76.9	14.607	81.9	17.442	<i>120.9</i>	52.416	21-	20.607	77.6	14.763	80.0	17.567	117.9	52.937
9-	20.945	76.3	15.110	75.7	17.657	119.2	53.712	22-	20.107	78.3	14.512	82.4	17.447	117.5	52.066
10-	20.474	78.6	14.525	80.9	17.426	118.6	52.425	23-	20.303	79.2	14.512	82.7	17.415	117.5	52.230
11-	20.332	78.3	14.460	81.6	17.469	117.7	52.261	24-	20.059	78.6	14.797	82.2	17.381	119.4	52.237
12-	20.281	78.3	14.576	83.0	17.391	118.6	52.248	25-	20.010	<i>79.8</i>	14.312	82.7	17.321	118.4	51.643
13-	19.899	78.4	14.264	85.2	17.330	117.5	51.493	26-	<i>19.857</i>	79.2	<i>14.182</i>	<i>85.5</i>	<i>17.248</i>	119.2	51.287
24	Ben BARRETT							Lowerdale Autos / SP 125 Racing							
1-	Out	71.2	18.472	63.5	19.647	112.4	1:04.053	14-	20.707	77.9	14.901	80.6	17.808	117.9	53.416
2-	23.054	74.6	15.907	73.2	18.729	117.1	57.690	15-	20.653	77.0	14.834	79.6	17.685	116.3	53.172
3-	21.974	76.2	15.272	76.2	18.269	118.8	55.515	16-	20.621	77.6	14.764	80.9	<i>17.631</i>	118.1	53.016
4-	21.152	76.8	15.078	73.6	18.119	120.1	54.349	17-	20.496	76.9	14.749	79.6	17.724	117.9	52.969
5-	21.011	74.9	15.389	78.1	18.072	118.1	54.472	18-	20.475	78.3	<i>14.746</i>	<i>82.7</i>	17.684	118.1	52.905
6-	21.026	77.2	15.075	78.5	18.010	117.7	54.111	19-	20.452	78.0	14.812	79.5	17.652	118.1	52.916
7-	20.744	77.2	14.774	81.2	17.928	117.3	53.446	20-	20.537	77.0	14.714	80.5	17.800	117.1	53.051
8-	20.827	76.9	14.862	77.5	18.245	118.8	53.934	21-	20.573	78.2	14.698	81.0	17.703	118.6	52.974
9-	20.590	77.3	14.772	78.6	17.752	118.8	53.114	22-	20.527	76.5	14.768	81.2	17.711	118.8	53.006
10-	20.542	78.0	14.785	80.3	17.701	120.1	53.028	23-	20.427	77.1	14.606	80.9	17.647	119.2	52.680
11-	<i>20.311</i>	<i>78.4</i>	14.966	76.3	17.672	118.8	52.949	24-	20.799	76.7	15.042	75.4	18.250	118.8	54.091
12-	20.451	78.2	14.774	80.3	17.767	<i>120.7</i>	52.992	25-	20.497	77.9	<i>14.600</i>	81.5	17.650	118.1	52.747
13-	20.867	77.6	14.812	80.5	17.811	119.8	53.490								
25	Neil DURHAM							Moto Strada							
1-	Out	67.6	18.227	65.4	19.808	104.5	1:05.635	13-	21.735	75.7	15.345	76.7	In		4:11.923 P
2-	24.799	74.1	16.736	70.8	19.059	108.8	1:00.594	14-	Out	74.4	15.618	76.2	18.329	116.5	57.966
3-	23.794	72.8	16.618	69.8	18.557	116.1	58.969	15-	21.387	76.8	14.948	79.7	17.934	115.7	54.269
4-	22.647	76.9	15.260	78.2	18.031	117.1	55.938	16-	21.200	<i>78.8</i>	14.683	79.3	17.917	115.9	53.800
5-	22.193	74.5	15.402	76.9	18.084	117.1	55.679	17-	20.943	78.0	14.829	82.2	17.833	116.7	53.605
6-	21.719	77.0	15.712	80.8	17.894	117.3	55.325	18-	20.985	76.7	14.656	82.7	17.846	116.1	53.487
7-	21.412	77.9	14.846	79.3	17.743	117.1	54.001	19-	21.210	76.9	14.770	80.6	17.800	117.3	53.780
8-	21.367	77.7	14.751	79.7	17.820	<i>118.8</i>	53.938	20-	21.226	77.2	14.701	80.5	17.855	116.5	53.782
9-	21.024	76.8	14.684	81.0	17.950	117.3	53.658	21-	21.195	77.3	14.834	80.3	17.811	117.3	53.840
10-	21.163	77.7	14.887	80.3	17.786	116.7	53.836	22-	20.866	77.7	<i>14.448</i>	<i>83.8</i>	17.649	117.1	52.963
11-	21.043	76.6	14.730	81.2	17.900	115.7	53.673	23-	<i>20.842</i>	78.4	14.704	81.8	<i>17.613</i>	116.7	53.159
12-	21.516	77.5	14.691	81.5	17.853	115.9	54.060	24-	20.870	77.8	14.961	80.3	17.723	117.7	53.554
26	Richard FERGUSON							C Team Ferguson Racing							
1-	Out	66.5	17.422	69.0	19.197	113.6	1:03.777	14-	21.556	<i>78.4</i>	15.531	76.3	17.820	<i>117.7</i>	54.907
2-	22.295	73.9	15.952	76.9	18.626	116.3	56.873	15-	20.819	74.5	15.980	74.4	18.069	117.5	54.868
3-	22.317	77.1	15.863	74.6	18.466	114.7	56.646	16-	20.757	78.1	15.524	75.3	18.160	116.1	54.441
4-	21.541	75.3	16.010	68.3	18.811	116.9	56.362	17-	21.085	74.7	15.431	72.6	18.020	115.1	54.536
5-	21.771	76.9	15.903	76.9	18.124	116.3	55.798	18-	20.878	77.5	15.270	77.9	17.666	115.3	53.814
6-	21.637	78.0	15.489	76.9	18.201	113.6	55.327	19-	21.430	72.7	16.247	73.6	18.271	116.3	55.948
7-	21.041	76.0	15.393	78.8	18.193	114.1	54.627	20-	20.880	75.3	15.482	74.2	17.970	114.5	54.332
8-	21.423	71.4	15.488	76.5	17.937	116.7	54.848	21-	20.871	<i>77.4</i>	15.220	73.0	18.360	115.9	54.451

No 29 - 1st session times disallowed - underweight at post practice technical

Weather / Track : Cloudy / Dry

Brands Hatch Indy

Circuit Length = 1.1986 miles

Start: 13:45 End: 14:11

MCRCB BULLETIN TK134

2010 SpeedyRetail.com British 125GP Championship & ACU Academy Cup

QUALIFYING 2 - SECTOR ANALYSIS

9-	21.308	78.3	15.096	77.9	17.837	114.7	54.241	22-	21.127	77.8	<i>14.901</i>	<i>79.3</i>	17.612	116.5	53.640	
10-	21.405	77.5	15.263	77.5	18.074	111.1	54.742	23-	<i>20.665</i>	77.9	15.563	73.7	17.961	114.7	54.189	
11-	21.035	76.1	14.963	79.2	17.860	114.9	53.858	24-	20.708	77.0	15.157	78.5	<i>17.607</i>	116.7	53.472	
12-	21.431	65.8	16.194	72.3	In		3:09.196 P	25-	20.697	73.3	21.437	70.6	18.111	113.4	1:00.245	
13-	Out	74.5	15.416	76.2	17.901	115.9	56.668									
27	Catherine GREEN							CG Racing								
1-	Out	66.8	17.316	69.9	18.873	117.9	1:02.122	14-	20.927	74.0	15.234	80.2	In		2:48.730 P	
2-	22.357	74.3	15.656	75.2	17.979	123.1	55.992	15-	Out	73.5	15.233	76.7	17.901	120.3	58.285	
3-	22.354	75.9	15.225	76.5	18.785	115.5	56.364	16-	20.720	77.9	14.492	<i>83.9</i>	17.448	120.9	52.660	
4-	21.729	76.3	15.469	72.7	18.278	119.4	55.476	17-	20.270	78.8	14.496	81.6	17.393	120.9	52.159	
5-	22.219	77.4	15.379	77.8	17.742	122.2	55.340	18-	20.656	78.5	14.565	81.2	17.604	118.6	52.825	
6-	20.954	78.3	14.824	79.6	17.623	<i>123.4</i>	53.401	19-	20.329	78.8	14.536	82.2	17.394	120.9	52.259	
7-	20.981	78.3	14.731	81.0	17.601	122.7	53.313	20-	<i>20.082</i>	<i>80.1</i>	14.712	83.2	<i>17.304</i>	121.1	52.098	
8-	21.239	77.9	15.473	78.1	18.098	122.2	54.810	21-	20.214	79.4	<i>14.387</i>	82.8	17.428	120.7	52.029	
9-	21.959	72.5	15.603	77.5	17.994	120.1	55.556	22-	20.197	78.8	14.429	83.2	17.548	121.6	52.174	
10-	20.967	77.7	14.764	79.3	18.123	117.3	53.854	23-	20.689	78.2	14.971	79.2	17.562	121.1	53.222	
11-	20.656	78.3	14.540	80.8	17.573	120.7	52.769	24-	21.966	75.4	15.334	76.0	17.875	120.7	55.175	
12-	20.565	78.2	14.743	80.3	17.450	120.9	52.758	25-	20.688	79.7	14.528	<i>83.9</i>	17.400	121.4	52.616	
13-	20.934	78.6	15.365	78.9	17.738	120.7	54.037	26-	20.315	79.0	14.479	80.9	17.335	121.8	52.129	
28	Jon VINCENT							G R Formby Heavy Transport								
1-	Out	63.5	17.775	70.2	20.136	100.8	1:05.774	9-	20.145	78.3	14.803	80.9	17.333	119.2	52.281	
2-	23.168	70.7	16.118	74.7	19.046	109.1	58.332	10-	19.936	77.1	14.915	77.4	17.353	119.0	52.204	
3-	21.754	76.1	15.460	77.8	18.155	117.1	55.369	11-	20.000	77.2	14.797	82.5	17.279	119.0	52.076	
4-	21.185	77.7	15.050	77.3	17.812	117.3	54.047	12-	20.109	75.7	14.617	<i>84.1</i>	<i>17.211</i>	118.4	51.937	
5-	20.741	<i>79.2</i>	15.928	72.5	In		12:35.715 P	13-	<i>19.888</i>	77.5	14.648	83.6	17.298	118.6	51.834	
6-	Out	73.3	16.617	69.8	19.189	112.2	1:01.928	14-	19.979	76.5	<i>14.596</i>	81.0	17.447	118.4	52.022	
7-	22.156	75.0	16.038	73.9	17.896	118.1	56.090	15-	19.918	77.1	14.696	82.7	17.349	<i>119.8</i>	51.963	
8-	20.608	78.0	14.953	79.0	17.550	119.4	53.111									
29	Tarran MACKENZIE							C Grant Racing / Alan Duffus M/CS								
1-	Out	62.3	21.280	58.2	22.446	104.0	1:14.168	13-	21.415	76.9	15.393	76.6	17.977	116.1	54.785	
2-	24.198	69.5	16.762	65.5	20.358	107.2	1:01.318	14-	22.357	68.6	16.634	67.6	In		2:15.493 P	
3-	23.727	70.4	16.298	69.6	19.754	111.7	59.779	15-	Out	68.5	16.562	70.3	19.369	114.7	1:03.320	
4-	23.008	71.6	16.342	69.9	In		2:28.235 P	16-	22.624	68.6	15.577	74.7	17.979	114.7	56.180	
5-	Out	69.4	16.716	73.3	19.113	111.1	1:03.339	17-	21.611	75.9	15.378	76.1	18.540	115.7	55.529	
6-	23.017	72.5	16.360	74.7	18.137	117.7	57.514	18-	21.646	77.0	15.242	77.5	18.012	115.5	54.900	
7-	22.257	71.4	15.465	74.4	18.195	119.4	55.917	19-	22.056	74.1	15.511	<i>78.2</i>	17.882	118.6	55.449	
8-	22.161	75.3	15.479	75.4	18.128	115.9	55.768	20-	21.261	76.3	<i>15.158</i>	<i>75.7</i>	<i>17.861</i>	117.9	54.280	
9-	21.662	77.5	15.371	76.2	18.119	<i>119.6</i>	55.152	21-	<i>21.249</i>	78.2	15.445	77.4	17.955	116.5	54.649	
10-	21.400	<i>78.3</i>	15.429	73.9	18.202	116.7	55.031	22-	21.987	76.0	16.165	72.4	18.299	118.6	56.451	
11-	21.374	75.3	15.673	74.9	18.136	117.5	55.183	23-	22.012	73.2	16.093	73.9	18.006	115.9	56.111	
12-	21.426	76.3	15.381	76.9	17.965	116.7	54.772									
33	Gary WINFIELD							C Oxford TAG Racing								
1-	Out	74.9	16.393	72.5	18.513	117.1	58.473	14-	<i>21.061</i>	77.5	15.429	81.2	18.459	114.7	54.949	
2-	23.501	76.2	16.389	68.5	19.071	113.4	58.961	15-	22.175	74.5	15.922	76.9	18.455	115.5	56.552	
3-	22.271	77.6	15.475	79.2	18.518	114.9	56.264	16-	22.082	77.0	15.966	75.4	In		2:22.890 P	
4-	21.349	77.1	15.476	82.1	18.183	115.1	55.008	17-	Out	74.2	17.306	76.9	18.284	<i>117.9</i>	58.799	
5-	21.566	77.8	15.256	81.8	18.462	117.5	55.284	18-	21.146	79.2	15.288	78.2	18.328	116.9	54.762	
6-	21.571	79.2	15.461	80.9	18.291	116.7	55.323	19-	22.065	78.8	15.180	76.1	18.069	116.3	55.314	
7-	21.812	74.7	15.450	80.2	In		1:53.952 P	20-	21.444	78.0	15.021	81.8	18.266	116.1	54.731	
8-	Out	76.7	15.505	81.3	18.199	116.7	56.315	21-	21.186	78.1	14.980	76.0	18.130	116.9	54.296	
9-	21.130	77.6	15.165	82.1	18.492	115.3	54.787	22-	21.163	77.1	15.328	82.1	18.073	115.3	54.564	
10-	21.158	78.3	15.249	82.1	18.400	114.9	54.807	23-	21.380	79.3	15.161	79.9	18.006	117.1	54.547	
11-	21.283	78.9	15.337	<i>83.2</i>	18.179	116.7	54.799	24-	21.797	77.3	14.862	82.2	<i>18.002</i>	116.3	54.661	
12-	21.117	77.1	15.339	80.9	18.084	116.1	54.540	25-	21.196	<i>79.4</i>	<i>14.795</i>	79.0	18.098	116.7	54.089	
13-	21.657	78.0	15.057	81.8	18.380	114.5	55.094									
35	Elliot LODGE							C Spike Racing								
1-	Out	71.6	18.479	64.6	20.208	101.7	1:06.030	15-	20.532	79.9	15.266	80.3	17.474	120.1	53.272	
2-	24.567	76.0	17.218	68.9	19.642	111.8	1:01.427	16-	21.572	76.2	18.298	63.5	19.430	120.1	59.300	

No 29 - 1st session times disallowed - underweight at post practice technical

Weather / Track : Cloudy / Dry

Brands Hatch Indy
Circuit Length = 1.1986 miles
Start: 13:45 End: 14:11

2010 SpeedyRetail.com British 125GP Championship & ACU Academy Cup

QUALIFYING 2 - SECTOR ANALYSIS

3-	23.921	77.6	16.835	70.8	18.655	118.4	59.411	17-	20.529	80.5	14.836	81.5	17.338	<i>123.1</i>	52.703
4-	22.571	77.8	15.654	79.5	18.168	119.2	56.393	18-	20.695	78.5	14.928	81.6	17.802	121.4	53.425
5-	21.912	78.6	15.699	77.5	18.601	120.5	56.212	19-	21.171	77.1	15.001	81.3	17.461	120.3	53.633
6-	21.460	78.7	15.565	78.6	18.065	120.9	55.090	20-	<i>20.371</i>	<i>81.1</i>	14.970	82.2	17.401	120.5	52.742
7-	21.454	78.7	15.174	81.5	17.807	121.8	54.435	21-	20.524	79.6	14.940	81.2	17.306	121.4	52.770
8-	21.595	78.0	15.589	79.6	18.019	120.3	55.203	22-	20.888	78.8	15.427	76.7	17.703	119.4	54.018
9-	21.264	78.9	15.333	79.5	17.839	120.5	54.436	23-	21.794	79.6	15.009	81.5	17.786	120.1	54.589
10-	20.751	77.2	15.207	78.9	17.584	121.1	53.542	24-	20.394	78.9	14.865	80.5	17.649	119.8	52.908
11-	20.633	79.7	15.046	80.5	17.513	121.8	53.192	25-	20.575	78.5	14.776	<i>82.8</i>	<i>17.287</i>	120.3	52.638
12-	21.062	77.6	15.053	81.9	17.500	120.9	53.615	26-	20.465	79.2	15.214	74.1	17.644	120.1	53.323
13-	20.917	79.3	15.003	80.9	17.519	120.7	53.439	27-	20.481	79.4	<i>14.692</i>	81.6	17.325	121.1	52.498
14-	20.572	79.6	14.995	81.8	17.357	121.1	52.924	28-	20.741	79.4	14.835	81.3	17.352	120.9	52.928

36	Bradley HUGHES						C	Brad H Racing							
1-	Out	59.2	19.405	59.1	23.256	99.4	1:11.918	12-	21.415	76.1	15.309	76.3	18.129	119.4	54.853
2-	25.778	62.1	18.995	59.8	24.294	94.4	1:09.067	13-	22.093	65.5	16.867	67.7	19.130	118.8	58.090
3-	26.383	54.4	19.451	65.4	20.898	103.1	1:06.732	14-	21.194	76.2	15.242	77.5	18.081	118.8	54.517
4-	23.979	66.8	17.844	60.5	In		2:27.804 P	15-	21.247	<i>77.3</i>	14.994	78.5	<i>17.970</i>	119.6	54.211
5-	Out	69.2	15.900	72.7	18.982	115.5	1:01.212	16-	25.820	53.7	17.048	69.7	In		2:18.970 P
6-	22.218	73.0	15.489	76.3	18.522	118.1	56.229	17-	Out	71.4	17.301	69.0	18.662	119.4	1:00.754
7-	21.657	74.8	15.260	76.9	18.235	117.7	55.152	18-	21.008	76.1	<i>14.983</i>	78.2	18.036	<i>119.8</i>	54.027
8-	21.848	75.3	15.393	77.7	18.200	119.0	55.441	19-	<i>20.899</i>	76.1	15.061	79.0	18.028	118.8	53.988
9-	21.663	75.1	15.454	77.1	18.195	119.6	55.312	20-	23.407	65.9	16.258	72.7	In		1:44.545 P
10-	21.437	76.1	15.091	<i>79.7</i>	In		2:08.200 P	21-	Out	66.7	17.532	70.1	19.393	116.9	1:03.093
11-	Out	73.0	15.689	74.9	18.678	118.8	59.623								

46	Ross WALKER							Ross Walker Racing							
1-	Out	68.3	18.607	65.2	20.227	100.2	1:06.223	14-	20.667	75.4	15.219	77.9	17.914	116.7	53.800
2-	24.458	74.8	17.110	64.5	19.383	115.3	1:00.951	15-	21.160	70.1	16.597	71.5	In		2:04.601 P
3-	21.579	75.6	15.787	74.2	18.322	117.1	55.688	16-	Out	74.1	15.667	76.6	18.178	117.3	58.098
4-	21.141	77.0	15.543	76.0	18.305	115.3	54.989	17-	20.679	77.0	15.262	79.2	17.897	116.9	53.838
5-	21.250	75.3	15.601	74.3	18.226	116.1	55.077	18-	<i>20.346</i>	77.7	15.069	76.9	17.695	118.4	53.110
6-	21.164	77.7	15.336	74.1	18.093	117.5	54.593	19-	20.459	76.8	15.173	78.6	17.969	118.1	53.601
7-	20.826	77.0	15.288	75.7	18.068	116.7	54.182	20-	20.364	<i>78.5</i>	15.038	<i>80.3</i>	17.669	117.3	53.071
8-	21.081	76.1	15.678	76.5	18.158	117.1	54.917	21-	20.402	77.6	15.152	<i>80.3</i>	<i>17.619</i>	<i>118.6</i>	53.173
9-	20.710	75.1	15.397	76.3	17.984	117.9	54.091	22-	20.680	77.9	15.344	75.8	17.795	117.1	53.819
10-	20.587	77.1	15.307	76.7	18.075	116.9	53.969	23-	20.517	75.6	15.286	78.1	17.775	116.9	53.578
11-	21.125	77.5	15.219	78.5	17.900	116.9	54.244	24-	20.458	77.3	15.174	79.2	17.692	115.3	53.324
12-	20.684	76.1	15.301	76.7	18.209	114.7	54.194	25-	20.387	77.8	<i>14.965</i>	79.2	17.746	117.3	53.098
13-	20.605	77.1	15.337	76.6	17.881	115.9	53.823	26-	20.531	77.7	15.086	78.9	17.712	117.1	53.329

51	Sam SHORROCK							Semms Fabrications					
-----------	---------------------	--	--	--	--	--	--	---------------------------	--	--	--	--	--

52	Danny KENT						C	Team Aztec GP							
1-	Out	66.0	19.409	68.9	20.808	98.0	1:08.469	15-	19.949	81.2	16.301	61.1	19.179	119.8	55.429
2-	24.038	70.4	17.272	70.3	21.132	96.7	1:02.442	16-	24.237	60.2	19.747	67.6	18.026		1:02.010
3-	24.332	68.6	17.130	72.6	20.050	103.4	1:01.512	17-	20.197	79.3	14.975	84.1	17.510	119.8	52.682
4-	22.566	72.2	16.369	77.5	19.461	105.4	58.396	18-	20.024	81.1	14.435	85.1	17.345	119.2	51.804
5-	22.077	75.2	15.521	80.6	18.699	106.0	56.297	19-	20.061	76.7	14.329	86.7	17.225	120.3	51.615
6-	22.007	73.3	16.177	78.9	19.787		57.971	20-	19.895	80.6	14.295	<i>88.4</i>	17.108	119.6	51.298
7-	21.557	76.4	15.791	81.3	18.493	108.9	55.841	21-	19.759	81.3	14.237	87.9	17.038	<i>122.7</i>	51.034
8-	21.644	71.6	15.582	82.5	19.296	106.4	56.522	22-	19.758	81.3	14.347	86.9	17.112	119.2	51.217
9-	21.866	70.7	15.872	80.0	17.779	117.1	55.517	23-	20.439	81.1	14.474	83.2	17.313	119.6	52.226
10-	20.159	80.1	14.551	83.0	17.720	117.5	52.430	24-	19.758	79.0	14.159	87.7	17.055	120.9	50.972
11-	20.292	78.1	14.495	84.7	17.603		52.390	25-	19.710	78.3	14.297	87.4	17.137	119.8	51.144
12-	19.991	79.6	14.352	86.5	17.563	119.2	51.906	26-	19.753	77.0	<i>14.026</i>	87.7	17.359	119.4	51.138
13-	19.881	80.8	14.381	84.1	17.303	120.1	51.565	27-	19.850	79.1	14.068	87.0	17.107	120.7	51.025
14-	20.108	79.7	14.495	81.3	17.364	120.1	51.967	28-	<i>19.622</i>	<i>81.5</i>	14.174	<i>88.4</i>	<i>17.030</i>	122.0	50.826

57	Simon LOW							Team Shop4bikers / Dutch-2-UK R'g							
1-	Out	69.5	17.516	66.3	19.254	107.9	1:01.901	9-	21.150	<i>76.7</i>	14.831	80.8	17.749	119.6	53.730
2-	23.049	72.4	16.224	70.7	18.638	117.7	57.911	10-	20.815	75.2	14.929	80.9	17.972	119.2	53.716

No 29 - 1st session times disallowed - underweight at post practice technical

Weather / Track : Cloudy / Dry

Brands Hatch Indy
Circuit Length = 1.1986 miles
Start: 13:45 End: 14:11

MCRCB BULLETIN TK134

2010 SpeedyRetail.com British 125GP Championship & ACU Academy Cup

QUALIFYING 2 - SECTOR ANALYSIS

3-	21.755	74.4	15.703	76.7	In	1:57.777	P	11-	21.047	75.6	14.753	81.9	18.883	119.4	54.683																
4-	Out	69.5	15.807	74.2	In	4:59.742	P	12-	21.621	74.9	15.147	78.8	In		5:39.755	P															
5-	Out	71.3	16.536	73.0	19.137	117.5	1:01.273	13-	Out	71.1	15.927	71.2	18.599	118.4	59.947																
6-	22.313	72.8	15.335	79.2	18.170	118.4	55.818	14-	21.901	73.1	15.252	79.5	17.969	118.4	55.122																
7-	21.143	76.0	15.102	81.9	17.746	120.1	53.991	15-	21.273	76.2	14.701	81.5	17.770	119.2	53.744																
8-	20.813	75.3	15.160	78.2	17.936	120.5	53.909	16-	20.948	75.3	14.842	82.1	17.558	119.0	53.348																
66	Kasey WYATT															C	Team Repli-Cast UK Racing														
1-																54.753	12-	21.562	78.3	15.021	80.3	17.691	116.1	54.274							
2-																55.161	13-	20.654	78.3	15.161	75.7	17.755	117.3	53.570							
3-																54.526	14-	20.434	78.2	15.428	73.1	17.882	118.4	53.744							
4-																3:21.159	15-	20.468	78.6	15.003	79.3	17.570	118.4	53.041							
5-																1:30.402	P	16-	20.464	78.6	15.067	80.2	17.619	116.5	53.150						
6-	Out	67.2	15.682	75.3	18.068	114.7	58.098	17-	20.627	78.4	15.055	79.7	17.594	116.3	53.276																
7-	21.163	77.3	15.074	78.9	17.860	115.7	54.097	18-	20.456	77.5	14.924	81.8	17.534	116.3	52.914																
8-	20.714	78.1	14.944	80.6	17.816	116.1	53.474	19-	20.420	78.3	14.770	81.6	17.447	116.5	52.637																
9-	20.634	77.4	15.033	78.5	17.766	115.1	53.433	20-	20.412	77.4	14.774	82.2	17.741	115.5	52.927																
10-	20.884	77.4	15.057	79.6	17.750	115.9	53.691	21-	20.376	77.6	14.886	81.8	17.659	101.2	52.921																
11-	20.812	76.9	14.954	80.5	17.655	115.9	53.421																								
69	Joshua HARLAND															C	Josh Harland Racing														
1-	Out	68.4	18.446	64.5	20.192	109.8	1:05.965	13-	Out	70.8	15.369	76.0	18.361	114.3	57.723																
2-	23.128	71.9	16.150	69.8	18.855	111.8	58.133	14-	21.070	77.4	14.990	75.2	18.176	114.1	54.236																
3-	22.340	75.7	15.443	73.7	18.415	115.5	56.198	15-	20.943	74.9	15.008	77.3	18.125	114.1	54.076																
4-	21.380	76.0	15.126	76.7	18.271	115.9	54.777	16-	20.588	77.6	14.583	77.9	17.862	115.3	53.033																
5-	21.303	75.6	15.148	77.3	18.307	115.5	54.758	17-	20.900	76.5	15.005	77.0	18.568	114.1	54.473																
6-	21.123	77.7	15.422	74.8	18.346	114.5	54.891	18-	20.755	76.9	15.170	72.9	18.352	113.6	54.277																
7-	21.276	76.9	14.996	77.7	18.331	113.6	54.603	19-	20.774	77.2	15.043	76.5	18.057	114.9	53.874																
8-	21.149	74.1	15.024	75.8	18.154	114.9	54.327	20-	20.716	78.0	14.737	77.8	17.851	114.7	53.304																
9-	20.824	76.4	14.898	76.7	18.216	113.9	53.938	21-	20.342	76.9	15.042	76.7	18.017	113.7	53.401																
10-	21.338	76.1	15.525	73.9	In		4:31.840	P	22-	20.429	77.5	14.655	79.7	17.883	113.6	52.967															
11-	Out	73.4	15.893	71.6	18.839	113.4	59.163	23-	20.325	77.3	15.198	77.0	17.967	113.7	53.490																
12-	22.222	71.6	15.646	73.1	In		1:19.525	P																							
71	Andrew REID															C	Team Aztec GP														
1-	Out	64.5	18.577	69.0	21.236	97.4	1:07.023	5-	22.189	75.3	15.474	81.0	18.425	108.2	56.088																
2-	24.387	68.6	16.956	72.3	20.567	101.2	1:01.910	6-	21.334	74.1	15.392	81.6	18.263	108.1	54.989																
3-	23.430	68.9	16.599	75.6	19.749	105.5	59.778	7-	20.969	75.0	15.012	83.3	18.151	107.4	54.132																
4-	22.533	75.3	15.793	80.0	19.455	103.7	57.781																								
76	Charlie KING															C	Phil Allen Racing														
1-	Out	68.4	17.948	65.6	19.354	115.7	1:03.663	8-	Out	72.1	16.182	71.7	18.853	114.1	59.181																
2-	22.877	73.5	16.528	71.5	19.117	114.9	58.522	9-	21.681	74.2	16.058	70.3	18.477	115.1	56.216																
3-	21.680	74.5	15.834	74.9	18.352	115.1	55.866	10-	20.788	75.4	15.414	78.2	18.052	115.9	54.254																
4-	21.520	75.1	15.666	75.4	18.627	113.4	55.813	11-	21.083	75.6	15.199	78.2	18.129	114.5	54.411																
5-	21.479	74.7	15.516	77.1	18.272	115.7	55.267	12-	20.666	75.7	15.161	81.0	17.928	112.4	53.755																
6-	20.950	76.8	15.263	78.5	18.144	116.7	54.357	13-	20.826	75.4	15.336	78.4	17.942	115.3	54.104																
7-	21.642	75.8	15.549	74.9	In		13:43.022	P																							
77	Taylor MACKENZIE															C	KRP Node 4 MMCG														
1-	Out	74.7	17.111	61.0	19.890	108.8	1:00.503	14-	19.786	80.9	14.037	80.2	17.099	124.3	50.922																
2-	22.125	74.1	15.605	75.3	19.163	111.1	56.893	15-	19.804	82.4	13.780	86.0	16.846	127.3	50.430																
3-	23.264	69.8	16.086	73.3	17.875	125.4	57.225	16-	19.568	80.9	13.929	86.5	16.836	127.1	50.333																
4-	21.090	79.9	14.772	76.9	17.544	116.9	53.406	17-	19.661	82.1	14.029	87.2	18.235	110.7	51.925																
5-	20.912	79.4	14.388	84.3	17.327	125.7	52.627	18-	20.013	80.4	14.159	82.7	In		2:30.512	P															
6-	20.672	79.5	14.418	79.6	17.163	127.8	52.253	19-	Out	71.9	14.594	84.6	17.040	126.6	1:08.554																
7-	20.356	79.2	14.589	79.0	17.288	122.7	52.233	20-	19.791	81.4	13.946	84.7	17.037	128.1	50.774																
8-	21.165	77.0	15.155	78.9	17.309	126.9	53.629	21-	21.629	60.7	14.491	84.3	In		1:47.646	P															
9-	19.798	81.0	14.040	85.5	16.939	127.6	50.777	22-	Out	80.6	14.289	84.7	17.000	126.4	59.599																
10-	19.843	82.0	14.189	83.3	17.140	126.1	51.172	23-	19.749	81.4	13.803	86.5	17.097	125.4	50.649																
11-	20.158	80.8	16.122	79.3	17.168	127.1	53.448	24-	19.542	81.7	13.751	85.7	16.912	127.6	50.205																
12-	19.781	82.5	13.954	80.8	17.047	127.6	50.782	25-	19.532	82.6	13.716	85.7	16.918	127.6	50.166																
13-	20.127	81.5	13.893	85.2	16.895	125.9	50.915																								

No 29 - 1st session times disallowed - underweight at post practice technical

Weather / Track : Cloudy / Dry

Brands Hatch Indy
Circuit Length = 1.1986 miles
Start: 13:45 End: 14:11

MCRCB BULLETIN TK134

2010 SpeedyRetail.com British 125GP Championship & ACU Academy Cup

QUALIFYING 2 - SECTOR ANALYSIS

80	Dakota MAMOLA					C KRP / Monster									
1-	Out	68.3	17.928	62.7	19.692	112.4	1:03.222	14-	20.207	81.0	14.300	85.2	17.016	125.2	51.523
2-	23.309	72.9	16.026	71.4	18.777	115.1	58.112	15-	20.581	82.0	14.228	86.4	17.095	123.4	51.904
3-	21.569	76.1	15.492	81.0	17.576	120.5	54.637	16-	19.835	81.5	14.212	86.7	17.238	122.7	51.285
4-	20.796	78.4	15.006	76.2	17.750	119.8	53.552	17-	20.780	81.0	14.426	87.2	17.059	123.6	52.265
5-	20.587	80.5	14.866	76.9	17.586	120.9	53.039	18-	19.825	80.7	14.319	86.0	17.163	120.7	51.307
6-	20.268	77.3	14.491	85.2	17.195	121.6	51.954	19-	29.981	72.3	14.610	86.5	16.868	125.0	1:01.459
7-	20.325	81.2	14.348	86.5	17.167	122.0	51.840	20-	19.867	81.1	14.145	89.3	16.942	125.9	50.954
8-	20.112	80.9	14.218	89.1	17.224	121.1	51.554	21-	22.003	55.0	14.687	84.7	17.378	120.7	54.068
9-	20.162	80.8	14.310	87.9	17.143	122.0	51.615	22-	20.845	59.7	22.411	68.4	19.663	120.5	1:02.919
10-	20.205	78.5	14.254	88.1	17.177	119.6	51.636	23-	20.333	81.1	14.177	85.2	16.898	122.7	51.408
11-	23.682	46.7	26.540	67.0	In		2:22.544 P	24-	20.276	81.7	14.114	86.7	17.065	120.9	51.455
12-	Out	41.3	19.400	80.6	18.744	120.9	1:13.270	25-	19.950	80.8	14.162	86.5	17.112	122.0	51.224
13-	20.436	81.0	14.345	85.7	16.877	125.0	51.658	26-	19.816	80.8	13.955	88.4	16.921	124.3	50.692
89	Fraser ROGERS					C KRP / Racing Steps Foundations									
1-	Out	68.3	17.003	68.5	19.553	111.3	1:01.882	16-	19.982	79.5	14.229	81.3	16.999	125.0	51.210
2-	22.651	72.5	16.223	73.7	19.131	115.3	58.005	17-	19.887	80.1	14.635	81.3	17.151	125.2	51.673
3-	23.253	73.7	16.389	73.0	18.157	124.5	57.799	18-	19.847	80.4	14.139	83.5	16.932	126.9	50.918
4-	21.095	77.7	14.667	74.6	17.582	123.6	53.344	19-	20.871	61.4	15.901	80.6	17.140	125.9	53.912
5-	20.429	78.9	14.497	77.8	17.776	124.0	52.702	20-	19.863	80.0	14.577	73.3	17.169	125.4	51.609
6-	20.641	78.3	14.445	79.0	17.380	125.9	52.466	21-	19.899	80.7	14.254	81.5	18.435	106.2	52.588
7-	20.050	78.3	14.635	78.9	17.334	123.8	52.019	22-	21.239	78.2	14.791	80.5	17.007	126.1	53.037
8-	20.313	79.0	14.282	79.5	17.405	124.7	52.000	23-	20.038	80.9	14.665	79.7	17.232	125.2	51.935
9-	20.229	79.1	14.296	79.2	17.191	125.2	51.716	24-	19.751	80.9	14.125	84.4	16.819	125.2	50.695
10-	20.138	79.7	14.502	77.0	17.272	123.4	51.912	25-	19.785	81.6	14.088	83.0	16.859	126.6	50.732
11-	20.099	79.8	14.476	79.9	17.234	124.0	51.809	26-	19.799	78.9	14.506	83.3	16.723	127.3	51.028
12-	19.896	80.6	14.167	82.1	17.200	124.5	51.263	27-	20.391	80.0	14.389	81.9	17.114	124.0	51.894
13-	20.426	79.1	14.266	80.0	17.219	123.1	51.911	28-	19.661	81.0	13.964	83.5	16.768	125.2	50.393
14-	19.882	79.4	14.293	81.6	17.094	124.5	51.269	29-	19.913	80.4	14.080	82.2	16.945	124.0	50.938
15-	20.605	63.1	16.113	77.0	17.218	125.0	53.936								
91	Ian STANFORD					I Stanford Racing									
1-	Out	66.5	17.608	67.7	20.024	103.2	1:02.536	4-	Out	70.4	17.206	62.3	In		7:14.370 P
2-	24.558	67.1	17.580	69.8	19.310	106.5	1:01.448	5-	Out	53.5	17.885	60.6	In		5:00.695 P
3-	23.053	72.3	17.134	70.7	In		5:48.006 P								
94	Sam HORNSEY					C Team Repli-Cast UK Racing									
1-	Out	71.3	17.905	66.9	19.588	114.7	1:02.272	2-	22.524	74.4	16.492	70.0	19.451	85.6	58.467
98	Wayne RYAN					C KRP / Racing Steps Foundations									
1-	Out	69.3	18.008	67.7	19.872	109.5	1:03.827	16-	19.916	81.6	14.316	80.2	17.259	125.2	51.491
2-	24.014	70.3	16.738	73.8	18.751	114.7	59.503	17-	20.384	81.7	14.374	81.5	17.339	126.1	52.097
3-	21.949	74.7	15.584	78.1	17.580	126.6	55.113	18-	19.969	80.9	14.293	81.6	16.900	127.1	51.162
4-	20.822	79.1	14.900	77.8	17.663	126.1	53.385	19-	20.243	82.3	14.382	79.5	17.107	125.7	51.732
5-	20.712	79.9	15.028	79.9	17.630	125.4	53.370	20-	19.967	81.2	14.416	81.3	16.945	126.1	51.328
6-	20.405	79.4	14.563	80.0	17.378	126.1	52.346	21-	20.564	75.1	15.699	78.1	19.765	119.8	56.028
7-	20.157	81.1	14.395	79.2	17.329	126.4	51.881	22-	21.493	70.9	15.462	80.2	17.240	127.8	54.195
8-	20.584	71.8	15.393	79.7	17.244	125.4	53.221	23-	20.236	82.0	14.299	81.3	16.983	128.3	51.518
9-	20.153	80.1	14.478	80.5	17.249	125.9	51.880	24-	20.193	82.0	14.427	81.3	16.990	127.3	51.610
10-	20.533	73.6	15.452	76.5	18.175	124.5	54.160	25-	19.915	82.5	14.166	80.5	16.977	127.3	51.058
11-	20.169	81.0	14.394	80.8	17.163	125.9	51.726	26-	19.739	82.0	14.154	81.9	16.981	128.1	50.874
12-	20.102	77.5	14.644	80.9	17.152	125.7	51.898	27-	20.221	81.6	14.627	77.8	17.638	124.7	52.486
13-	19.966	79.8	14.407	79.7	17.144	125.9	51.517	28-	20.410	81.8	14.469	81.3	16.990	126.4	51.869
14-	19.822	81.7	14.855	77.3	18.076	121.6	52.753	29-	19.847	82.3	14.408	74.6	17.584	125.4	51.839
15-	20.149	81.6	14.348	83.0	17.069	126.1	51.566								

No 29 - 1st session times disallowed - underweight at post practice technical

Weather / Track : Cloudy / Dry

Brands Hatch Indy
Circuit Length = 1.1986 miles
Start: 13:45 End: 14:11

MCRCB BULLETIN TK135

2010 SpeedyRetail.com British 125GP Championship & ACU Academy Cup

QUALIFYING 2 - SPEED TRAPS

SECTOR 1				SECTOR 2			FINISH LINE			
POS	NO	NAME	MPH	NO	NAME	MPH	NO	NAME	MPH	
1	14	Lee JACKSON	83.5	12	Edward RENDELL	89.8	98	Wayne RYAN	128.3	
2	7	Deane BROWN	83.2	80	Dakota MAMOLA	89.3	77	Taylor MACKENZIE	128.1	
3	77	Taylor MACKENZIE	82.6	4	Philip WAKEFIELD	89.1	89	Fraser ROGERS	127.3	
4	98	Wayne RYAN	82.5	7	Deane BROWN	89.1	7	Deane BROWN	126.4	
5	80	Dakota MAMOLA	82.0	3	James FORD	88.6	80	Dakota MAMOLA	125.9	
6	17	John McPHEE	81.6	52	Danny KENT	88.4	17	John McPHEE	124.7	
7	89	Fraser ROGERS	81.6	13	Rob GUIVER	87.7	13	Rob GUIVER	123.6	
8	52	Danny KENT	81.5	1	James LODGE	87.2	1	James LODGE	123.4	
9	35	Elliot LODGE	81.1	77	Taylor MACKENZIE	87.2	27	Catherine GREEN	123.4	
10	8	Brian CLARK	80.9	21	Harry STAFFORD	86.2	35	Elliot LODGE	123.1	
11	13	Rob GUIVER	80.2	17	John McPHEE	86.0	3	James FORD	122.9	
12	27	Catherine GREEN	80.1	5	Jamie EDWARDS	85.7	6	William DUNLOP	122.7	
13	5	Jamie EDWARDS	79.8	22	Matthew PAULO	85.5	8	Brian CLARK	122.7	
14	22	Matthew PAULO	79.8	6	William DUNLOP	85.2	52	Danny KENT	122.7	
15	16	Shaun HORSMAN	79.6	8	Brian CLARK	85.2	16	Shaun HORSMAN	122.5	
16	1	James LODGE	79.4	89	Fraser ROGERS	84.4	14	Lee JACKSON	122.2	
17	4	Philip WAKEFIELD	79.4	28	Jon VINCENT	84.1	12	Edward RENDELL	121.6	
18	33	Gary WINFIELD	79.4	27	Catherine GREEN	83.9	19	Michael HILL	121.6	
19	6	William DUNLOP	79.3	25	Neil DURHAM	83.8	11	Tom WEEDEN	121.4	
20	28	Jon VINCENT	79.2	11	Tom WEEDEN	83.3	22	Matthew PAULO	120.9	
21	12	Edward RENDELL	79.1	16	Shaun HORSMAN	83.3	24	Ben BARRETT	120.7	
22	25	Neil DURHAM	78.8	71	Andrew REID	83.3	57	Simon LOW	120.5	
23	66	Kasey WYATT	78.6	33	Gary WINFIELD	83.2	4	Philip WAKEFIELD	119.8	
24	46	Ross WALKER	78.5	98	Wayne RYAN	83.0	5	Jamie EDWARDS	119.8	
25	24	Ben BARRETT	78.4	35	Elliot LODGE	82.8	28	Jon VINCENT	119.8	
26	26	Richard FERGUSON	78.4	24	Ben BARRETT	82.7	36	Bradley HUGHES	119.8	
27	3	James FORD	78.3	19	Michael HILL	82.4	29	Tarran MACKENZIE	119.6	
28	29	Tarran MACKENZIE	78.3	66	Kasey WYATT	82.2	21	Harry STAFFORD	118.8	
29	19	Michael HILL	78.1	57	Simon LOW	82.1	25	Neil DURHAM	118.8	
30	21	Harry STAFFORD	78.1	14	Lee JACKSON	81.5	46	Ross WALKER	118.6	
31	11	Tom WEEDEN	78.0	76	Charlie KING	81.0	66	Kasey WYATT	118.4	
32	69	Joshua HARLAND	78.0	46	Ross WALKER	80.3	33	Gary WINFIELD	117.9	
33	36	Bradley HUGHES	77.3	36	Bradley HUGHES	79.7	26	Richard FERGUSON	117.7	
34	76	Charlie KING	76.8	69	Joshua HARLAND	79.7	76	Charlie KING	116.7	
35	57	Simon LOW	76.7	26	Richard FERGUSON	79.3	69	Joshua HARLAND	115.9	
36	71	Andrew REID	75.3	29	Tarran MACKENZIE	78.2	94	Sam HORNSEY	114.7	
37	94	Sam HORNSEY	74.4	91	Ian STANFORD	70.7	71	Andrew REID	108.2	
38	91	Ian STANFORD	72.3	94	Sam HORNSEY	70.0	91	Ian STANFORD	106.5	

No 29 - 1st session times disallowed - underweight at post practice technical

Weather / Track : Cloudy / Dry

Brands Hatch Indy
Circuit Length = 1.1986 miles
Start: 13:45 End: 14:11

MCRCB BULLETIN TK136

2010 SpeedyRetail.com British 125GP Championship & ACU Academy Cup

QUALIFYING 2 - BEST SECTOR TIMES

SECTOR 1				SECTOR 2				SECTOR 3				IDEAL / BEST COMPARISON			
POS	NO	NAME	TIME	NO	NAME	TIME	NO	NAME	TIME	POS	NO	NAME	IDEAL	BEST	DIFF
1	17	McPHEE	19.354	7	BROWN	13.693	89	ROGERS	16.723	1	7	BROWN	49.961	50.278	0.317
2	13	GUIVER	19.528	77	MACKENZIE	13.716	7	BROWN	16.725	2	77	MACKENZIE	50.084	50.166	0.082
3	77	MACKENZIE	19.532	80	MAMOLA	13.955	77	MACKENZIE	16.836	3	89	ROGERS	50.348	50.393	0.045
4	7	BROWN	19.543	89	ROGERS	13.964	80	MAMOLA	16.868	4	13	GUIVER	50.419	50.621	0.202
5	8	CLARK	19.552	13	GUIVER	13.984	98	RYAN	16.900	5	17	McPHEE	50.541	50.619	0.078
6	52	KENT	19.622	12	RENDELL	14.018	13	GUIVER	16.907	6	80	MAMOLA	50.639	50.692	0.053
7	89	ROGERS	19.661	52	KENT	14.026	8	CLARK	16.936	7	52	KENT	50.678	50.826	0.148
8	1	LODGE	19.681	17	McPHEE	14.142	3	FORD	16.972	8	8	CLARK	50.729	50.924	0.195
9	3	FORD	19.681	3	FORD	14.149	1	LODGE	16.978	9	98	RYAN	50.793	50.874	0.081
10	4	WAKEFIELD	19.708	98	RYAN	14.154	6	DUNLOP	17.029	10	3	FORD	50.802	50.917	0.115
11	6	DUNLOP	19.709	1	LODGE	14.165	52	KENT	17.030	11	1	LODGE	50.824	50.824	0.000
12	12	RENDELL	19.729	22	PAULO	14.182	17	McPHEE	17.045	12	12	RENDELL	50.930	51.070	0.140
13	98	RYAN	19.739	4	WAKEFIELD	14.199	4	WAKEFIELD	17.062	13	4	WAKEFIELD	50.969	51.208	0.239
14	80	MAMOLA	19.816	8	CLARK	14.241	5	EDWARDS	17.151	14	6	DUNLOP	51.140	51.331	0.191
15	22	PAULO	19.857	21	STAFFORD	14.319	12	RENDELL	17.183	15	22	PAULO	51.287	51.287	0.000
16	28	VINCENT	19.888	5	EDWARDS	14.354	28	VINCENT	17.211	16	5	EDWARDS	51.449	51.923	0.474
17	16	HORSMAN	19.924	27	GREEN	14.387	16	HORSMAN	17.245	17	16	HORSMAN	51.563	51.663	0.100
18	5	EDWARDS	19.944	16	HORSMAN	14.394	22	PAULO	17.248	18	28	VINCENT	51.695	51.834	0.139
19	14	JACKSON	19.970	6	DUNLOP	14.402	35	LODGE	17.287	19	27	GREEN	51.773	52.029	0.256
20	27	GREEN	20.082	25	DURHAM	14.448	27	GREEN	17.304	20	21	STAFFORD	51.865	52.145	0.280
21	21	STAFFORD	20.159	11	WEEDEN	14.565	21	STAFFORD	17.387	21	14	JACKSON	52.061	52.282	0.221
22	24	BARRETT	20.311	69	HARLAND	14.583	11	WEEDEN	17.414	22	11	WEEDEN	52.294	52.472	0.178
23	11	WEEDEN	20.315	28	VINCENT	14.596	14	JACKSON	17.442	23	35	LODGE	52.350	52.498	0.148
24	69	HARLAND	20.325	24	BARRETT	14.600	66	WYATT	17.447	24	24	BARRETT	52.542	52.680	0.138
25	46	WALKER	20.346	19	HILL	14.644	57	LOW	17.558	25	66	WYATT	52.593	52.637	0.044
26	35	LODGE	20.371	14	JACKSON	14.649	19	HILL	17.567	26	69	HARLAND	52.759	52.967	0.208
27	66	WYATT	20.376	35	LODGE	14.692	26	FERGUSON	17.607	27	19	HILL	52.772	52.772	0.000
28	19	HILL	20.561	57	LOW	14.701	25	DURHAM	17.613	28	25	DURHAM	52.903	52.963	0.060
29	26	FERGUSON	20.665	66	WYATT	14.770	46	WALKER	17.619	29	46	WALKER	52.930	53.071	0.141
30	76	KING	20.666	33	WINFIELD	14.795	24	BARRETT	17.631	30	57	LOW	53.072	53.348	0.276
31	57	LOW	20.813	26	FERGUSON	14.901	69	HARLAND	17.851	31	26	FERGUSON	53.173	53.472	0.299
32	25	DURHAM	20.842	46	WALKER	14.965	29	MACKENZIE	17.861	32	76	KING	53.755	53.755	0.000
33	36	HUGHES	20.899	36	HUGHES	14.983	76	KING	17.928	33	36	HUGHES	53.852	53.988	0.136
34	71	REID	20.969	71	REID	15.012	36	HUGHES	17.970	34	33	WINFIELD	53.858	54.089	0.231
35	33	WINFIELD	21.061	29	MACKENZIE	15.158	33	WINFIELD	18.002	35	71	REID	54.132	54.132	0.000
36	29	MACKENZIE	21.249	76	KING	15.161	71	REID	18.151	36	29	MACKENZIE	54.268	54.280	0.012
37	94	HORNSEY	22.524	94	HORNSEY	16.492	91	STANFORD	19.310	37	94	HORNSEY	58.467	58.467	0.000
38	91	STANFORD	23.053	91	STANFORD	17.134	94	HORNSEY	19.451	38	91	STANFORD	59.497	1:01.448	1.951
Perfect Lap													49.770		

No 29 - 1st session times disallowed - underweight at post practice technical


Weather / Track : Cloudy / Dry

Brands Hatch Indy
Circuit Length = 1.1986 miles
Start: 13:45 End: 14:11

MCRCB BULLETIN TK137

2010 SpeedyRetail.com British 125GP Championship & ACU Academy Cup

RACE 15 - PROVISIONAL GRID

ROW 10	54.280 29	Tarran MACKENZIE	33	53.993 Gary WINFIELD	36	53.988 Bradley HUGHES		
ROW 9	53.472 26	Richard FERGUSON	76	53.267 Charlie KING	46	53.071 Ross WALKER	69	52.967 Joshua HARLAND
ROW 8	52.655 19	Michael HILL	66	52.624 Kasey WYATT	24	52.535 Ben BARRETT	91	52.516 Ian STANFORD
ROW 7	52.498 35	Elliot LODGE	25	52.394 Neil DURHAM	57	52.299 Simon LOW	14	52.282 Lee JACKSON
ROW 6	52.192 11	Tom WEEDEN	21	52.145 Harry STAFFORD	5	51.923 Jamie EDWARDS	51	51.894 Sam SHORROCK
ROW 5	51.729 27	Catherine GREEN	16	51.663 Shaun HORSMAN	94	51.520 Sam HORNSEY	28	51.493 Jon VINCENT
ROW 4	51.455 71	Andrew REID	22	51.287 Matthew PAULO	4	51.182 Philip WAKEFIELD	3	50.917 James FORD
ROW 3	50.874 98	Wayne RYAN	6	50.872 William DUNLOP	52	50.826 Danny KENT	8	50.773 Brian CLARK
ROW 2	50.692 80	Dakota MAMOLA	17	50.619 John McPHEE	13	50.589 Rob GUIVER	12	50.409 Edward RENDELL
ROW 1	50.393 89	Fraser ROGERS	1	50.224 James LODGE	77	50.158 Taylor MACKENZIE	7	50.086 Deane BROWN
Pole								
								

Brands Hatch Indy
Circuit Length = 1.1986 miles

Race Director :

Stewards :

Timekeeper :

MCRCB BULLETIN TK200

2010 SpeedyRetail.com British 125GP Championship & ACU Academy Cup WARM-UP - CLASSIFICATION

POS	NO	CL	NAME	ENTRY	TIME	ON	LAPS	GAP	DIFF	MPH
1	1		James LODGE	Honda - RS Racing / Earnshaws M'cycles	49.982	12	12			86.33
2	17	C	John McPHEE	Honda - KRP/Bradley Smith Racing	50.465	10	11	0.483	0.483	85.50
3	13		Rob GUIVER	Honda - SP125 / Brockwell Engineering	50.566	12	12	0.584	0.101	85.33
4	3		James FORD	Honda - E3 Motorsport	50.815	6	12	0.833	0.249	84.91
5	52	C	Danny KENT	Honda - Team Aztec GP	50.823	11	11	0.841	0.008	84.90
6	89	C	Fraser ROGERS	Honda - KRP / Racing Steps Foundations	50.987	8	11	1.005	0.164	84.63
7	8		Brian CLARK	Honda - Banks Racing / Xpress Racewear	51.048	11	12	1.066	0.061	84.52
8	80	C	Dakota MAMOLA	Honda - KRP / Monster	51.156	8	11	1.174	0.108	84.35
9	12		Edward RENDELL	Honda - Dutch-2-UK / Breadline Racing	51.168	11	11	1.186	0.012	84.33
10	77		Taylor MACKENZIE	Honda - KRP Node 4 MMCG	51.218	11	11	1.236	0.050	84.24
11	98	C	Wayne RYAN	Honda - KRP / Racing Steps Foundations	51.309	12	12	1.327	0.091	84.09
12	6		William DUNLOP	Honda -	51.573	11	11	1.591	0.264	83.66
13	16		Shaun HORSMAN	Honda - Symitry IT	51.667	11	11	1.685	0.094	83.51
14	22		Matthew PAULO	Honda - Grant Racing	51.796	7	11	1.814	0.129	83.30
15	4		Philip WAKEFIELD	Honda - PWR / Sandbach Scrap Metal	52.001	8	8	2.019	0.205	82.98
16	11	C	Tom WEEDEN	Honda - Tom Weeden Racing	52.040	11	11	2.058	0.039	82.91
17	28		Jon VINCENT	Honda - G R Formby Heavy Transport	52.135	9	9	2.153	0.095	82.76
18	7	C	Deane BROWN	Honda - Colin Appleyard / Macadam Racing	52.288	8	11	2.306	0.153	82.52
19	76	C	Charlie KING	Honda - Phil Allen Racing	52.433	11	11	2.451	0.145	82.29
20	27		Catherine GREEN	Honda - CG Racing	52.600	10	11	2.618	0.167	82.03
21	35	C	Elliot LODGE	Honda - Spike Racing	52.652	11	11	2.670	0.052	81.95
22	94	C	Sam HORNSEY	Cougar - Team Repli-Cast UK Racing	52.742	9	11	2.760	0.090	81.81
23	24		Ben BARRETT	Honda - Lowerdale Autos / SP 125 Racing	52.755	11	11	2.773	0.013	81.79
24	57		Simon LOW	Honda - Team Shop4bikers / Dutch-2-UK R'g	52.776	9	11	2.794	0.021	81.76
25	71	C	Andrew REID	Honda - Team Aztec GP	52.896	10	11	2.914	0.120	81.57
26	14	C	Lee JACKSON	Honda - Team Jackson Racing	52.944	10	10	2.962	0.048	81.50
27	66	C	Kasey WYATT	Honda - Team Repli-Cast UK Racing	52.985	9	11	3.003	0.041	81.43
28	51		Sam SHORROCK	Honda - Semms Fabrications	53.216	9	9	3.234	0.231	81.08
29	19		Michael HILL	Honda - TABOO Motorsport	53.270	10	10	3.288	0.054	81.00
30	25		Neil DURHAM	Aprilia - Moto Strada	53.279	11	11	3.297	0.009	80.98
31	46		Ross WALKER	Honda - Ross Walker Racing	53.836	8	8	3.854	0.557	80.15
32	26	C	Richard FERGUSON	Honda - Team Ferguson Racing	53.897	11	11	3.915	0.061	80.06
33	33	C	Gary WINFIELD	Honda - Oxford TAG Racing	54.057	11	11	4.075	0.160	79.82
34	69	C	Joshua HARLAND	Honda - Josh Harland Racing	54.144	10	11	4.162	0.087	79.69
35	21	C	Harry STAFFORD	Honda - RCS / BTB	55.747	3	3	5.765	1.603	77.40
36	29	C	Tarran MACKENZIE	Honda - Grant Racing / Alan Duffus M/CS	55.811	9	9	5.829	0.064	77.31
37	36	C	Bradley HUGHES	Honda - Brad H Racing	56.260	3	8	6.278	0.449	76.69
38	91		Ian STANFORD	Honda - I Stanford Racing		0	2			
39	5		Jamie EDWARDS	Aprilia - J C Racing / Lodgetyre.com		0	1			

Weather / Track : Cloudy / Dry

These results are provisional until the conclusion of any judicial and technical matters.

Brands Hatch Indy

Circuit Length = 1.1986 miles

Start: 09:55 End: 10:06

Race Director :	Stewards :	Timekeeper :
-----------------	------------	--------------

MCRCB BULLETIN TK201

2010 SpeedyRetail.com British 125GP Championship & ACU Academy Cup

WARM-UP - SECTOR ANALYSIS

1	James LODGE						RS Racing / Earnshaws M'cycles								
1-	Out	73.9	15.953	77.8	18.274	111.8	57.050	7-	19.945	78.6	14.201	86.9	16.938	124.3	51.084
2-	20.925	76.6	14.933	82.8	17.736	112.8	53.594	8-	19.408	78.9	14.160	<i>87.4</i>	<i>16.738</i>	124.3	50.306
3-	20.748	76.8	14.834	83.3	17.626	112.6	53.208	9-	19.747	79.5	14.341	86.7	16.907	124.0	50.995
4-	20.537	77.9	14.813	83.5	17.052	<i>125.0</i>	52.402	10-	19.436	78.7	15.657	80.0	16.944	124.0	52.037
5-	19.696	79.1	14.245	84.4	16.962	123.1	50.903	11-	19.320	79.7	<i>13.928</i>	86.0	17.070	124.0	50.318
6-	19.635	78.9	14.335	86.2	16.863	124.5	50.833	12-	<i>19.243</i>	<i>80.9</i>	13.957	87.0	16.782	<i>125.0</i>	<i>49.982</i>
3	James FORD						E3 Motorsport								
1-	Out	74.4	15.595	78.9	17.845	120.1	57.469	7-	19.905	<i>78.4</i>	14.310	<i>87.7</i>	17.149	120.9	51.364
2-	20.414	77.5	14.584	83.3	17.428	120.3	52.426	8-	19.753	77.8	14.247	83.2	17.053	120.5	51.053
3-	20.422	77.0	14.427	82.5	17.227	120.5	52.076	9-	19.773	77.8	16.135	78.9	17.386	119.4	53.294
4-	20.396	78.0	14.326	82.2	17.216	120.3	51.938	10-	19.841	78.0	14.644	83.3	17.178	120.9	51.663
5-	19.999	78.3	14.273	84.9	17.057	120.3	51.329	11-	20.004	77.8	14.275	84.4	17.187	120.7	51.466
6-	<i>19.737</i>	77.5	14.200	86.9	<i>16.884</i>	<i>121.8</i>	<i>50.815</i>	12-	19.900	78.0	<i>14.126</i>	85.9	17.104	121.6	51.130
4	Philip WAKEFIELD						PWR / Sandbach Scrap Metal								
1-	Out	63.0	17.528	73.6	20.250	91.4	1:03.980	5-	22.847	75.3	15.736	75.6	18.253	115.3	56.836
2-	23.378	69.9	16.713	77.1	20.036	93.1	1:00.127	6-	20.809	77.3	14.794	83.3	17.713	116.7	53.316
3-	23.052	67.5	16.193	76.6	19.472	92.6	58.717	7-	20.327	75.6	14.645	<i>85.4</i>	<i>17.353</i>	<i>118.4</i>	52.325
4-	23.106	65.4	16.572	71.9	19.165	104.9	58.843	8-	<i>20.034</i>	<i>78.8</i>	<i>14.470</i>	83.9	17.497	115.9	<i>52.001</i>
5	Jamie EDWARDS						J C Racing / Lodgetyre.com								
1-	Out	72.7	<i>16.175</i>	<i>73.0</i>	<i>18.705</i>	<i>109.1</i>	57.657								
6	William DUNLOP														
1-	Out	66.0	18.581	62.6	20.787	100.2	1:08.699	7-	20.210	80.4	14.382	81.2	17.200	123.1	51.792
2-	24.220	70.3	17.192	69.4	19.497	105.7	1:00.909	8-	20.181	80.1	15.164	78.9	17.229	122.7	52.574
3-	22.664	73.8	15.979	73.3	18.543	114.7	57.186	9-	20.030	78.9	14.727	80.6	17.154	122.9	51.911
4-	21.521	77.0	15.607	72.7	18.344	120.1	55.472	10-	<i>19.756</i>	79.6	16.005	70.9	17.943	122.5	53.704
5-	20.986	77.0	14.656	80.8	17.340	123.1	52.982	11-	20.057	<i>80.5</i>	<i>14.364</i>	<i>81.9</i>	<i>17.152</i>	122.5	<i>51.573</i>
6-	20.424	79.6	14.769	80.5	17.491	<i>123.6</i>	52.684								
7	Deane BROWN						C Colin Appleyard / Macadam Racing								
1-	Out	67.6	16.855	74.6	19.496	98.8	1:02.869	7-	20.621	78.4	14.833	80.9	17.869	116.3	53.323
2-	22.276	71.7	15.539	80.9	18.565	110.4	56.380	8-	20.330	<i>79.9</i>	<i>14.414</i>	<i>84.7</i>	17.544	115.5	<i>52.288</i>
3-	21.684	73.1	15.236	79.7	18.624	107.2	55.544	9-	20.339	79.0	14.810	78.2	17.667	<i>118.6</i>	52.816
4-	21.917	72.1	15.580	77.9	18.427	110.7	55.924	10-	20.602	78.8	14.639	78.9	17.710	113.0	52.951
5-	21.311	75.8	14.935	81.9	18.170	111.1	54.416	11-	<i>20.298</i>	79.4	15.154	76.2	<i>17.509</i>	116.5	52.961
6-	21.014	78.2	15.044	80.3	17.941	112.8	53.999								
8	Brian CLARK						Banks Racing / Xpress Racewear								
1-	Out	77.3	15.579	77.9	17.732	122.0	55.388	7-	19.787	80.4	14.325	84.3	16.986	122.5	51.098
2-	20.482	80.0	14.840	80.3	17.251	122.7	52.573	8-	19.766	80.4	14.422	80.5	17.245	122.0	51.433
3-	19.863	80.2	14.729	77.0	17.465	120.9	52.057	9-	19.726	80.4	14.373	83.0	17.093	121.8	51.192
4-	19.941	<i>81.4</i>	14.453	83.3	17.011	121.8	51.405	10-	20.821	76.7	16.525	70.9	17.671	122.5	55.017
5-	19.869	81.0	14.348	84.4	17.110	121.4	51.327	11-	<i>19.664</i>	80.8	14.434	82.8	<i>16.950</i>	<i>122.9</i>	<i>51.048</i>
6-	19.774	80.8	<i>14.317</i>	<i>84.9</i>	17.001	122.2	51.092	12-	20.017	80.7	14.702	83.6	17.051	122.5	51.770
11	Tom WEEDEN						C Tom Weeden Racing								
1-	Out	68.5	16.704	76.9	19.140	116.5	1:01.924	7-	20.439	78.3	14.569	81.6	17.663	120.5	52.671
2-	21.216	76.4	15.021	80.3	17.798	119.0	54.035	8-	20.293	77.9	14.549	<i>83.8</i>	<i>17.254</i>	120.9	52.096
3-	21.141	77.6	15.038	81.6	17.917	119.8	54.096	9-	20.188	77.9	14.648	83.2	17.692	119.2	52.528
4-	20.561	77.6	15.262	78.5	17.850	121.4	53.673	10-	20.533	77.6	16.760	83.0	17.786	121.4	55.079
5-	20.569	77.9	15.006	79.3	17.677	119.6	53.252	11-	<i>20.060</i>	<i>78.5</i>	<i>14.496</i>	83.6	17.484	<i>122.2</i>	<i>52.040</i>
6-	20.708	77.9	14.659	80.2	17.670	119.0	53.037								
12	Edward RENDELL						Dutch-2-UK / Breadline Racing								
1-	Out	74.7	15.974	76.3	18.925	119.8	58.575	7-	20.335	75.5	14.982	83.9	17.198	120.1	52.515
2-	21.571	77.0	15.662	77.1	17.736	<i>120.7</i>	54.969	8-	20.260	77.8	14.853	82.1	17.551	118.8	52.664
3-	20.505	78.3	14.522	81.8	17.577	120.3	52.604	9-	20.132	79.4	14.425	85.4	<i>17.185</i>	120.3	51.742

Weather / Track : Cloudy / Dry

Brands Hatch Indy
Circuit Length = 1.1986 miles
Start: 09:55 End: 10:06

MCRCB BULLETIN TK201

2010 SpeedyRetail.com British 125GP Championship & ACU Academy Cup

WARM-UP - SECTOR ANALYSIS

4-	21.256	78.6	14.922	80.8	17.654	119.2	53.832	10-	20.135	78.7	14.307	86.5	17.391	118.1	51.833
5-	20.349	78.2	14.246	87.2	17.568	119.6	52.163	11-	<i>19.723</i>	78.9	<i>14.174</i>	<i>87.7</i>	17.271	119.2	51.168
6-	20.165	79.6	14.210	86.7	17.617	120.1	51.992								
13	Rob GUIVER			SP125 / Brockwell Engineering											
1-	Out	73.9	15.997	73.1	18.206	120.1	59.927	7-	19.750	79.5	14.022	86.4	16.981	121.1	50.753
2-	20.505	78.1	14.962	74.4	17.539	121.1	53.006	8-	19.862	80.1	14.037	86.7	16.990	120.5	50.889
3-	20.277	79.3	14.396	83.2	17.204	119.0	51.877	9-	19.549	<i>80.6</i>	14.008	85.7	17.044	119.4	50.601
4-	19.956	80.0	14.148	78.6	17.200	120.3	51.304	10-	19.719	<i>80.6</i>	14.173	86.2	16.913	121.6	50.805
5-	19.660	80.3	<i>13.982</i>	86.4	17.127	119.4	50.769	11-	19.701	80.0	14.082	86.0	<i>16.853</i>	<i>122.9</i>	50.636
6-	19.670	79.4	14.097	<i>88.4</i>	17.058	120.3	50.825	12-	<i>19.493</i>	79.5	14.018	86.9	17.055	120.3	50.566
14	Lee JACKSON			C Team Jackson Racing											
1-	Out	71.0	16.535	70.2	18.761	121.4	1:01.951	6-	Out	78.0	15.342	76.3	17.910	121.4	56.739
2-	21.342	77.9	15.316	77.0	18.015	121.1	54.673	7-	20.731	69.8	15.375	77.4	17.800	120.1	53.906
3-	20.931	78.8	15.159	77.3	17.805	122.0	53.895	8-	20.562	79.3	15.161	78.4	17.728	119.8	53.451
4-	20.887	<i>81.3</i>	15.296	74.4	17.672	<i>122.7</i>	53.855	9-	20.453	78.4	15.078	78.2	17.784	120.1	53.315
5-	20.901	77.2	15.255	74.7	In		1:38.319 P	10-	<i>20.266</i>	79.2	<i>15.075</i>	<i>78.6</i>	<i>17.603</i>	121.1	52.944
16	Shaun HORSMAN			Symity IT											
1-	Out	67.4	17.472	72.5	19.735	97.0	1:03.971	7-	20.807	76.4	15.554	78.8	17.641	120.9	54.002
2-	23.908	65.9	15.903	80.0	19.009	101.8	58.820	8-	20.520	<i>78.3</i>	15.097	80.2	17.464	120.1	53.081
3-	22.586	68.2	15.724	79.3	18.231	108.2	56.541	9-	20.324	76.8	14.457	83.2	<i>17.117</i>	122.2	51.898
4-	21.320	73.1	15.394	79.9	17.799	114.7	54.513	10-	<i>20.048</i>	77.7	14.434	82.4	17.207	<i>123.1</i>	51.689
5-	20.767	74.7	14.926	81.5	17.919	116.5	53.612	11-	20.092	77.7	<i>14.297</i>	<i>84.1</i>	17.278	<i>123.1</i>	51.667
6-	21.066	75.1	15.770	79.0	18.284	120.5	55.120								
17	John McPHEE			C KRP/Bradley Smith Racing											
1-	Out	69.7	16.058	71.2	18.590	120.1	59.788	7-	20.168	81.0	14.327	79.5	17.086	123.4	51.581
2-	21.167	78.6	14.561	81.8	17.416	123.4	53.144	8-	<i>19.505</i>	<i>81.2</i>	14.279	82.1	17.033	124.3	50.817
3-	20.157	80.0	14.265	<i>84.9</i>	17.100	126.4	51.522	9-	20.747	79.5	15.206	79.2	17.080	124.0	53.033
4-	19.905	80.6	14.412	80.9	17.190	125.7	51.507	10-	19.718	79.6	<i>13.985</i>	84.4	<i>16.762</i>	<i>127.1</i>	50.465
5-	21.200	78.1	15.412	72.0	20.054	116.1	56.666	11-	19.721	80.9	14.695	81.8	17.877	120.5	52.293
6-	20.432	79.2	14.416	83.6	17.074	125.7	51.922								
19	Michael HILL			TABOO Motorsport											
1-	Out	74.7	18.708	59.6	19.269	120.9	1:00.980	6-	21.238	78.3	15.106	76.2	17.925	<i>123.8</i>	54.269
2-	22.037	75.7	15.136	77.9	18.083	122.5	55.256	7-	21.053	78.1	15.311	80.3	17.912	121.8	54.276
3-	21.176	77.2	15.055	76.7	17.912	122.9	54.143	8-	21.075	78.0	15.899	72.0	17.828	123.6	54.802
4-	22.353	57.8	22.315	50.3	In		1:37.967 P	9-	<i>20.836</i>	<i>78.5</i>	14.950	80.8	<i>17.625</i>	123.4	53.411
5-	Out	45.9	15.953	74.4	18.100	117.5	1:00.140	10-	20.839	78.3	<i>14.730</i>	<i>82.1</i>	17.701	120.5	53.270
21	Harry STAFFORD			C RCS / BTB											
1-	Out	69.7	16.634	70.9	19.349	102.6	1:01.085	3-	22.702	<i>71.3</i>	<i>15.205</i>	<i>80.6</i>	<i>17.840</i>	<i>118.1</i>	55.747
2-	<i>22.401</i>	69.6	15.591	78.4	19.781	110.0	57.773								
22	Matthew PAULO			Grant Racing											
1-	Out	67.3	18.340	64.7	19.305	115.1	1:06.392	7-	20.378	<i>79.4</i>	<i>14.273</i>	<i>81.5</i>	<i>17.145</i>	121.8	51.796
2-	23.656	72.6	15.887	76.1	17.729	119.8	57.272	8-	20.779	77.1	14.903	76.7	17.876	117.3	53.558
3-	21.025	78.3	14.518	78.2	17.526	<i>122.0</i>	53.069	9-	21.020	76.8	15.948	75.2	17.640	117.1	54.608
4-	21.383	78.2	15.116	77.1	17.645	120.1	54.144	10-	20.944	77.6	14.889	79.5	17.657	119.8	53.490
5-	20.909	76.7	14.938	80.6	17.518	120.1	53.365	11-	<i>20.364</i>	77.9	15.243	76.6	17.752	112.0	53.359
6-	20.871	78.7	14.777	80.9	17.489	117.9	53.137								
24	Ben BARRETT			Lowerdale Autos / SP 125 Racing											
1-	Out	68.6	17.690	69.6	18.831	118.6	1:02.520	7-	20.790	77.3	<i>14.661</i>	81.6	17.855	119.6	53.306
2-	22.044	75.4	15.798	74.3	18.216	121.8	56.058	8-	20.652	77.3	14.688	80.2	17.615	118.8	52.955
3-	21.155	78.3	15.360	76.3	17.856	119.8	54.371	9-	<i>20.388</i>	77.8	15.408	71.7	18.030	122.0	53.826
4-	21.555	76.2	15.104	79.6	17.733	121.1	54.392	10-	20.928	76.7	15.205	79.2	17.560	120.3	53.693
5-	21.069	77.8	14.873	81.3	17.729	119.6	53.671	11-	20.563	<i>78.7</i>	14.695	<i>82.1</i>	<i>17.497</i>	<i>123.1</i>	52.755
6-	21.804	76.9	14.748	81.3	17.670	121.8	54.222								

Weather / Track : Cloudy / Dry

Brands Hatch Indy
Circuit Length = 1.1986 miles
Start: 09:55 End: 10:06

MCRCB BULLETIN TK201

2010 SpeedyRetail.com British 125GP Championship & ACU Academy Cup

WARM-UP - SECTOR ANALYSIS

25	Neil DURHAM	Moto Strada													
1-	Out 62.0	17.334	72.4	18.682	108.8	1:03.048	7-	21.306	78.5	14.502	80.9	17.773	120.9	53.581	
2-	22.600	76.1	15.564	78.8	18.382	107.0	56.546	8-	21.188	77.2	14.525	82.8	17.601	118.8	53.314
3-	22.093	75.3	15.138	77.3	18.173	113.2	55.404	9-	21.016	78.3	14.983	81.0	17.569	121.8	53.568
4-	21.240	77.7	15.003	76.2	18.020	117.9	54.263	10-	20.998	78.4	15.460	76.3	17.790	119.2	54.248
5-	21.514	78.1	14.719	80.0	17.822	117.3	54.055	11-	20.728	79.5	15.044	78.9	17.507	120.5	53.279
6-	21.224	78.1	15.144	79.2	17.948	119.8	54.316								
26	Richard FERGUSON	C Team Ferguson Racing													
1-	Out 75.8	16.488	69.0	18.949	114.9	1:00.481	7-	20.702	76.4	15.876	70.3	17.572	118.1	54.150	
2-	21.823	78.3	15.716	72.3	18.206	116.5	55.745	8-	21.002	77.5	15.546	73.5	17.903	115.7	54.451
3-	21.330	77.9	15.732	73.0	18.048	115.7	55.110	9-	20.955	78.1	16.363	70.3	17.886	115.1	55.204
4-	21.307	77.4	15.480	74.8	17.773	117.9	54.560	10-	21.263	78.1	15.606	73.1	17.761	118.4	54.630
5-	20.977	78.5	15.635	72.6	18.116	114.1	54.728	11-	20.807	80.2	15.300	72.6	17.790	117.7	53.897
6-	21.070	79.6	15.328	71.2	17.761	118.4	54.159								
27	Catherine GREEN	CG Racing													
1-	Out 70.7	16.723	71.1	18.622	118.6	1:01.118	7-	20.913	78.3	14.630	82.7	17.441	122.5	52.984	
2-	22.176	75.6	15.936	74.9	18.309	122.0	56.421	8-	21.353	75.8	15.039	75.3	18.187	119.2	54.579
3-	21.909	76.5	15.218	77.4	18.188	120.9	55.315	9-	20.512	78.2	14.739	81.9	17.360	121.8	52.611
4-	21.192	78.3	15.131	75.7	18.262	121.4	54.585	10-	20.570	79.6	14.618	82.2	17.412	118.6	52.600
5-	20.729	78.1	14.827	80.5	17.416	121.8	52.972	11-	20.469	79.2	15.442	74.6	17.487	123.1	53.398
6-	20.568	79.3	14.775	79.6	17.648	122.0	52.991								
28	Jon VINCENT	G R Formby Heavy Transport													
1-	Out 67.6	16.813	72.6	18.717	116.1	1:02.170	6-	20.378	79.9	15.361	75.3	17.739	121.1	53.478	
2-	21.114	76.7	16.790	74.7	18.304	118.8	56.208	7-	20.284	78.3	15.149	73.2	17.547	122.5	52.980
3-	21.106	76.3	16.166	68.3	17.990	121.1	55.262	8-	20.493	79.8	15.250	80.6	17.491	119.6	53.234
4-	20.507	75.8	15.159	74.8	17.626	120.1	53.292	9-	20.350	80.3	14.651	78.2	17.134	122.7	52.135
5-	20.365	78.0	14.773	80.8	17.426	121.1	52.564								
29	Tarran MACKENZIE	C Grant Racing / Alan Duffus M/CS													
1-	Out 64.9	20.069	56.1	21.844	100.3	1:10.179	6-	22.395	74.2	15.872	73.6	18.391	117.1	56.658	
2-	24.110	68.6	17.154	65.7	19.817	108.4	1:01.081	7-	22.527	73.1	16.811	69.9	19.243	114.5	58.581
3-	22.950	70.4	17.494	71.6	In		1:51.773 P	8-	21.968	74.7	15.974	69.9	18.646	115.3	56.588
4-	Out 68.3	17.626	67.8	19.891	106.0	1:07.874		9-	21.818	76.8	15.730	72.7	18.263	112.0	55.811
5-	23.250	71.7	16.402	70.3	19.324	114.1	58.976								
33	Gary WINFIELD	C Oxford TAG Racing													
1-	Out 76.1	17.991	62.1	19.030	117.5	1:00.157	7-	21.422	78.2	15.228	80.8	17.986	116.7	54.636	
2-	22.435	77.4	16.526	74.3	18.462	117.3	57.423	8-	21.407	78.0	15.279	75.8	18.357	116.9	55.043
3-	21.705	77.9	15.339	80.8	18.218	116.9	55.262	9-	21.341	77.7	15.756	79.7	17.849	119.2	54.946
4-	21.514	77.7	15.289	79.5	18.990	117.3	55.793	10-	21.145	77.9	15.102	79.9	18.010	119.2	54.257
5-	21.357	78.7	15.167	79.0	18.123	116.5	54.647	11-	20.904	79.2	15.051	81.3	18.102	117.3	54.057
6-	21.418	78.1	15.312	76.7	18.251	116.7	54.981								
35	Elliot LODGE	C Spike Racing													
1-	Out 74.0	16.328	72.2	19.180	116.1	1:00.990	7-	20.575	78.6	14.901	78.2	17.610	119.4	53.086	
2-	21.751	77.8	15.465	79.0	18.110	119.0	55.326	8-	20.735	79.9	14.897	80.8	17.478	120.3	53.110
3-	21.539	79.0	15.715	77.4	18.072	118.6	55.326	9-	20.784	78.8	15.635	79.9	17.486	121.4	53.905
4-	21.154	76.9	15.330	80.3	17.831	118.6	54.315	10-	20.393	79.3	15.455	75.6	17.851	120.1	53.699
5-	21.243	78.0	15.410	76.7	18.105	119.0	54.758	11-	20.427	79.1	14.914	81.5	17.311	122.2	52.652
6-	21.148	79.7	15.030	79.2	17.811	119.0	53.989								
36	Bradley HUGHES	C Brad H Racing													
1-	Out 70.5	16.682	69.1	19.916	115.9	1:05.093	5-	22.576	74.7	15.810	73.1	19.155	117.1	57.541	
2-	23.027	74.6	15.518	76.0	18.663	119.2	57.208	6-	21.864	75.2	15.921	76.1	18.916	118.6	56.701
3-	22.027	75.3	15.496	72.5	18.737	116.7	56.260	7-	22.435	74.7	15.625	76.9	In		2:15.389 P
4-	22.134	72.5	15.491	77.0	18.655	117.1	56.280	8-	Out 63.7	16.966	70.8	18.548	119.6	1:07.052	

Weather / Track : Cloudy / Dry

Brands Hatch Indy
Circuit Length = 1.1986 miles
Start: 09:55 End: 10:06

MCRCB BULLETIN TK201

2010 SpeedyRetail.com British 125GP Championship & ACU Academy Cup

WARM-UP - SECTOR ANALYSIS

46	Ross WALKER	Ross Walker Racing													
1-	Out	58.1	19.791	55.9	20.833	107.7	1:09.162	5-	21.584	78.0	15.601	73.0	18.392	116.1	55.577
2-	24.574	71.5	18.213	62.1	19.781	113.2	1:02.568	6-	21.239	78.1	15.580	73.9	18.185	119.2	55.004
3-	23.014	74.9	16.701	65.8	19.118	115.7	58.833	7-	20.863	78.3	15.324	74.3	18.114	118.1	54.301
4-	22.255	76.1	16.052	68.6	18.494	119.4	56.801	8-	20.705	79.3	15.147	76.6	17.984	118.4	53.836
51	Sam SHORROCK	Semms Fabrications													
1-							59.102	6-							53.751
2-							59.554	7-							54.710
3-							57.394	8-							53.599
4-							57.309	9-							53.216
5-							55.188								
52	Danny KENT	C Team Aztec GP													
1-	Out	67.4	16.918	68.1	19.585	108.9	1:04.307	7-	20.288	79.0	14.484	81.5	17.469	119.8	52.241
2-	22.194	77.9	15.229	77.0	19.229	111.7	56.652	8-	20.090	80.9	14.339	87.2	17.102	120.3	51.531
3-	21.893	75.8	15.339	81.3	17.697	119.4	54.929	9-	20.503	63.8	18.498	78.8	17.240	121.8	56.241
4-	20.311	79.7	14.712	83.2	18.327	115.9	53.350	10-	19.858	81.1	14.543	80.2	17.441		51.842
5-	20.244	77.4	14.482	85.9	17.240		51.966	11-	19.739	80.2	14.108	86.9	16.976	122.9	50.823
6-	20.194	81.0	14.756	79.9	17.312	121.6	52.262								
57	Simon LOW	Team Shop4bikers / Dutch-2-UK R'g													
1-	Out	72.3	17.130	67.0	21.425	74.8	1:04.094	7-	21.244	75.7	14.953	80.3	17.938	118.6	54.135
2-	24.861	74.1	16.318	73.7	18.482	118.4	59.661	8-	20.887	75.5	15.377	76.7	17.657	120.5	53.921
3-	21.525	73.8	15.065	78.1	18.093	119.2	54.683	9-	20.810	77.4	14.518	80.0	17.448	119.8	52.776
4-	20.946	74.6	14.905	79.3	17.778	120.1	53.629	10-	20.526	76.8	15.519	74.1	17.712	122.7	53.757
5-	20.765	76.2	14.817	80.5	17.697	119.8	53.279	11-	20.806	76.9	15.008	77.9	17.527	120.5	53.341
6-	20.930	76.3	15.310	78.9	17.900	119.6	54.140								
66	Kasey WYATT	C Team Repli-Cast UK Racing													
1-	Out	66.0	17.628	72.5	18.873	116.7	1:03.994	7-	20.730	79.5	14.872	81.0	17.840	99.9	53.442
2-	22.538	76.0	16.037	73.9	18.328	117.1	56.903	8-	21.096	78.3	14.935	80.2	17.460	117.9	53.491
3-	21.441	77.6	15.363	78.6	17.964	117.9	54.768	9-	20.551	78.3	14.913	81.2	17.521	118.6	52.985
4-	21.423	78.3	15.800	78.4	17.855	118.1	55.078	10-	20.586	78.5	15.297	75.2	18.078	103.1	53.961
5-	20.875	79.2	15.107	78.6	17.737	119.2	53.719	11-	20.896	78.5	14.824	81.9	17.754	118.6	53.474
6-	21.536	77.9	14.999	79.7	17.801	117.7	54.336								
69	Joshua HARLAND	C Josh Harland Racing													
1-	Out	68.7	19.161	61.4	20.408	106.7	1:06.224	7-	21.256	76.4	15.258	74.1	18.301	114.5	54.815
2-	23.883	74.7	16.720	69.0	19.020	113.7	59.623	8-	20.995	77.5	15.008	76.6	18.168	113.9	54.171
3-	22.500	73.7	16.183	70.3	19.251	114.5	57.934	9-	21.335	75.0	15.542	73.8	18.030	114.9	54.907
4-	21.453	76.5	15.427	71.9	18.408	115.3	55.288	10-	20.713	77.9	15.157	76.2	18.274	113.9	54.144
5-	21.164	76.6	15.198	76.0	18.079	114.7	54.441	11-	21.409	75.9	15.240	78.4	18.117	114.5	54.766
6-	21.086	77.2	15.205	75.1	18.253	113.9	54.544								
71	Andrew REID	C Team Aztec GP													
1-	Out	58.6	19.531	65.5	21.461	92.3	1:10.493	7-	21.238	75.5	15.529	80.9	18.539	107.4	55.306
2-	25.077	61.8	18.233	68.9	21.099	92.7	1:04.409	8-	21.175	77.4	14.972	83.0	18.002	114.9	54.149
3-	24.291	63.1	16.775	73.2	20.624	97.4	1:01.690	9-	20.766	78.4	14.740	82.7	17.820	115.1	53.326
4-	22.933	69.4	16.658	76.3	19.746	98.8	59.337	10-	20.613	77.6	14.633	80.9	17.650	118.1	52.896
5-	22.541	70.7	16.076	77.8	20.104	102.3	58.721	11-	20.470	77.4	15.003	85.5	17.541	117.9	53.014
6-	22.057	72.9	16.294	79.7	18.644	107.7	56.995								
76	Charlie KING	C Phil Allen Racing													
1-	Out	67.2	17.526	70.2	19.082	113.2	1:04.200	7-	20.851	77.5	14.957	79.0	17.755	116.7	53.563
2-	22.270	75.3	15.989	73.9	18.182	116.7	56.441	8-	20.713	76.6	14.882	79.9	17.683	118.8	53.278
3-	21.493	76.9	15.491	78.5	17.906	117.3	54.890	9-	20.354	77.2	15.128	77.1	17.531	119.6	53.013
4-	21.443	75.3	15.060	75.2	18.027	116.1	54.530	10-	20.572	76.8	15.388	74.7	17.945	119.6	53.905
5-	21.378	77.1	15.274	77.0	17.669	118.8	54.321	11-	20.254	78.0	14.810	80.6	17.369	119.4	52.433
6-	21.420	77.6	15.011	76.3	17.924	115.5	54.355								

Weather / Track : Cloudy / Dry

Brands Hatch Indy
Circuit Length = 1.1986 miles
Start: 09:55 End: 10:06

MCRCB BULLETIN TK201

2010 SpeedyRetail.com British 125GP Championship & ACU Academy Cup

WARM-UP - SECTOR ANALYSIS

77	Taylor MACKENZIE						KRP Node 4 MMCG								
1-	Out	75.5	15.302	72.2	18.412	126.9	57.878	7-	20.885	80.9	14.956	76.0	17.220	126.4	53.061
2-	22.382	75.9	15.710	80.0	17.682	127.8	55.774	8-	20.172	80.8	14.042	83.8	17.271	124.7	51.485
3-	20.582	79.6	14.274	81.2	17.414	126.9	52.270	9-	<i>20.050</i>	81.7	14.281	84.3	17.171	126.6	51.502
4-	20.283	80.0	14.408	78.5	17.431	126.4	52.122	10-	21.440	80.1	14.643	82.7	<i>16.917</i>	<i>129.3</i>	53.000
5-	20.881	79.7	14.576	83.0	17.237	126.4	52.694	11-	20.128	81.9	14.130	84.1	16.960	129.1	51.218
6-	20.252	<i>82.2</i>	<i>13.946</i>	<i>85.1</i>	17.064	127.8	51.262								
80	Dakota MAMOLA						C KRP / Monster								
1-	Out	75.2	16.316	74.2	18.445	123.1	1:00.351	7-	20.067	82.4	14.377	79.7	17.148	124.5	51.592
2-	20.940	80.9	14.615	84.1	17.504	121.6	53.059	8-	20.154	80.5	<i>14.117</i>	<i>88.6</i>	<i>16.885</i>	125.2	51.156
3-	20.218	80.7	14.309	86.2	17.081	125.7	51.608	9-	20.231	81.2	15.192	82.4	17.237	124.5	52.660
4-	20.078	81.5	14.504	82.7	17.236	122.2	51.818	10-	<i>19.981</i>	81.4	14.227	84.3	17.048	124.7	51.256
5-	21.139	81.5	14.414	84.7	17.001	125.2	52.554	11-	20.263	<i>82.5</i>	14.508	85.5	17.034	125.4	51.805
6-	20.228	81.4	14.165	83.2	17.073	<i>126.9</i>	51.466								
89	Fraser ROGERS						C KRP / Racing Steps Foundations								
1-	Out	71.9	16.504	72.3	18.246	124.7	1:00.121	7-	19.786	80.2	14.186	82.8	17.337	124.3	51.309
2-	21.144	78.3	14.736	79.2	17.298	125.7	53.178	8-	19.941	80.4	<i>14.020</i>	80.8	17.026	125.0	50.987
3-	20.000	80.6	14.471	81.8	17.066	126.6	51.537	9-	20.689	79.7	14.746	81.9	16.926	126.1	52.361
4-	19.983	80.5	14.417	81.6	17.012	<i>126.9</i>	51.412	10-	20.605	78.4	14.345	<i>83.2</i>	<i>16.895</i>	125.7	51.845
5-	20.658	80.7	14.290	81.6	17.024	125.2	51.972	11-	<i>19.680</i>	<i>81.3</i>	14.490	80.2	17.248	123.4	51.418
6-	20.084	79.5	14.444	77.8	17.252	125.0	51.780								
91	Ian STANFORD						I Stanford Racing								
1-	Out	<i>70.4</i>	<i>16.923</i>	69.4	In		3:43.095 P	2-	Out	67.9	17.118	<i>71.2</i>	In		3:54.899 P
94	Sam HORNSEY						C Team Repli-Cast UK Racing								
1-	Out	70.5	18.285	60.9	20.522	114.1	1:06.515	7-	21.017	78.7	14.882	78.6	18.022	118.1	53.921
2-	24.204	75.5	17.020	71.5	18.876	117.5	1:00.100	8-	20.700	79.3	14.867	81.6	<i>17.312</i>	119.2	52.879
3-	21.825	77.7	15.396	78.2	17.879	117.5	55.100	9-	20.533	<i>80.1</i>	<i>14.772</i>	<i>81.9</i>	17.437	<i>119.6</i>	52.742
4-	21.024	77.9	15.236	78.5	17.893	118.1	54.153	10-	<i>20.364</i>	79.6	15.016	77.9	17.765	119.2	53.145
5-	20.736	78.5	15.004	79.5	17.716	117.7	53.456	11-	20.680	79.2	14.865	81.6	17.598	113.9	53.143
6-	20.776	79.4	15.252	73.5	17.958	118.1	53.986								
98	Wayne RYAN						C KRP / Racing Steps Foundations								
1-	Out	70.5	16.223	70.3	18.426	125.9	1:00.204	7-	20.530	81.5	14.542	80.6	17.061	126.9	52.133
2-	21.555	79.5	15.151	77.3	17.548	<i>127.1</i>	54.254	8-	20.220	81.8	14.358	80.0	17.315	125.9	51.893
3-	21.430	77.5	14.750	77.7	17.452	126.4	53.632	9-	20.135	81.8	14.466	81.5	17.122	126.1	51.723
4-	20.720	81.6	14.547	80.0	17.290	126.9	52.557	10-	20.140	<i>82.0</i>	<i>14.287</i>	79.2	16.984	126.9	51.411
5-	20.875	80.6	14.568	79.9	17.242	126.4	52.685	11-	20.629	79.6	14.821	79.0	17.070	<i>127.1</i>	52.520
6-	20.533	77.3	14.533	79.7	17.238	126.6	52.304	12-	<i>19.978</i>	80.3	14.401	<i>82.2</i>	<i>16.930</i>	<i>127.1</i>	51.309

Weather / Track : Cloudy / Dry

Brands Hatch Indy
Circuit Length = 1.1986 miles
Start: 09:55 End: 10:06

MCRCB BULLETIN TK202

2010 SpeedyRetail.com British 125GP Championship & ACU Academy Cup

WARM-UP - SPEED TRAPS

SECTOR 1				SECTOR 2			FINISH LINE		
POS	NO	NAME	MPH	NO	NAME	MPH	NO	NAME	MPH
1	80	Dakota MAMOLA	82.5	80	Dakota MAMOLA	88.6	77	Taylor MACKENZIE	129.3
2	77	Taylor MACKENZIE	82.2	13	Rob GUIVER	88.4	17	John McPHEE	127.1
3	98	Wayne RYAN	82.0	3	James FORD	87.7	98	Wayne RYAN	127.1
4	8	Brian CLARK	81.4	12	Edward RENDELL	87.7	80	Dakota MAMOLA	126.9
5	14	Lee JACKSON	81.3	1	James LODGE	87.4	89	Fraser ROGERS	126.9
6	89	Fraser ROGERS	81.3	52	Danny KENT	87.2	1	James LODGE	125.0
7	17	John McPHEE	81.2	71	Andrew REID	85.5	19	Michael HILL	123.8
8	52	Danny KENT	81.1	4	Philip WAKEFIELD	85.4	6	William DUNLOP	123.6
9	1	James LODGE	80.9	77	Taylor MACKENZIE	85.1	16	Shaun HORSMAN	123.1
10	13	Rob GUIVER	80.6	8	Brian CLARK	84.9	24	Ben BARRETT	123.1
11	6	William DUNLOP	80.5	17	John McPHEE	84.9	27	Catherine GREEN	123.1
12	28	Jon VINCENT	80.3	7	Deane BROWN	84.7	8	Brian CLARK	122.9
13	26	Richard FERGUSON	80.2	16	Shaun HORSMAN	84.1	13	Rob GUIVER	122.9
14	94	Sam HORNSEY	80.1	11	Tom WEEDEN	83.8	52	Danny KENT	122.9
15	7	Deane BROWN	79.9	89	Fraser ROGERS	83.2	14	Lee JACKSON	122.7
16	35	Elliot LODGE	79.9	25	Neil DURHAM	82.8	28	Jon VINCENT	122.7
17	12	Edward RENDELL	79.7	27	Catherine GREEN	82.7	57	Simon LOW	122.7
18	27	Catherine GREEN	79.6	98	Wayne RYAN	82.2	11	Tom WEEDEN	122.2
19	25	Neil DURHAM	79.5	19	Michael HILL	82.1	35	Elliot LODGE	122.2
20	66	Kasey WYATT	79.5	24	Ben BARRETT	82.1	22	Matthew PAULO	122.0
21	22	Matthew PAULO	79.4	6	William DUNLOP	81.9	3	James FORD	121.8
22	46	Ross WALKER	79.3	66	Kasey WYATT	81.9	25	Neil DURHAM	121.8
23	33	Gary WINFIELD	79.2	94	Sam HORNSEY	81.9	12	Edward RENDELL	120.7
24	4	Philip WAKEFIELD	78.8	22	Matthew PAULO	81.5	36	Bradley HUGHES	119.6
25	24	Ben BARRETT	78.7	35	Elliot LODGE	81.5	76	Charlie KING	119.6
26	11	Tom WEEDEN	78.5	33	Gary WINFIELD	81.3	94	Sam HORNSEY	119.6
27	19	Michael HILL	78.5	28	Jon VINCENT	80.8	46	Ross WALKER	119.4
28	3	James FORD	78.4	21	Harry STAFFORD	80.6	33	Gary WINFIELD	119.2
29	71	Andrew REID	78.4	76	Charlie KING	80.6	66	Kasey WYATT	119.2
30	16	Shaun HORSMAN	78.3	57	Simon LOW	80.5	7	Deane BROWN	118.6
31	76	Charlie KING	78.0	14	Lee JACKSON	78.6	4	Philip WAKEFIELD	118.4
32	69	Joshua HARLAND	77.9	69	Joshua HARLAND	78.4	26	Richard FERGUSON	118.4
33	57	Simon LOW	77.4	36	Bradley HUGHES	77.0	21	Harry STAFFORD	118.1
34	29	Tarran MACKENZIE	76.8	46	Ross WALKER	76.6	71	Andrew REID	118.1
35	5	Jamie EDWARDS	76.1	26	Richard FERGUSON	74.8	29	Tarran MACKENZIE	117.1
36	36	Bradley HUGHES	75.3	29	Tarran MACKENZIE	73.6	69	Joshua HARLAND	115.3
37	21	Harry STAFFORD	71.3	5	Jamie EDWARDS	73.0	5	Jamie EDWARDS	109.1
38	91	Ian STANFORD	70.4	91	Ian STANFORD	71.2			

Weather / Track : Cloudy / Dry

Brands Hatch Indy
Circuit Length = 1.1986 miles
Start: 09:55 End: 10:06

MCRCB BULLETIN TK203

2010 SpeedyRetail.com British 125GP Championship & ACU Academy Cup

WARM-UP - BEST SECTOR TIMES

SECTOR 1			SECTOR 2			SECTOR 3			IDEAL / BEST COMPARISON						
POS	NO	NAME	TIME	NO	NAME	TIME	NO	NAME	TIME	POS	NO	NAME	IDEAL	BEST	DIFF
1	1	LODGE	19.243	1	LODGE	13.928	1	LODGE	16.738	1	1	LODGE	49.909	49.982	0.073
2	13	GUIVER	19.493	77	MACKENZIE	13.946	17	McPHEE	16.762	2	17	McPHEE	50.252	50.465	0.213
3	17	McPHEE	19.505	13	GUIVER	13.982	13	GUIVER	16.853	3	13	GUIVER	50.328	50.566	0.238
4	8	CLARK	19.664	17	McPHEE	13.985	3	FORD	16.884	4	89	ROGERS	50.595	50.987	0.392
5	89	ROGERS	19.680	89	ROGERS	14.020	80	MAMOLA	16.885	5	3	FORD	50.741	50.815	0.074
6	12	RENDELL	19.723	52	KENT	14.108	89	ROGERS	16.895	6	52	KENT	50.823	50.823	0.000
7	3	FORD	19.731	80	MAMOLA	14.117	77	MACKENZIE	16.917	7	77	MACKENZIE	50.913	51.218	0.305
8	52	KENT	19.739	3	FORD	14.126	98	RYAN	16.930	8	8	CLARK	50.931	51.048	0.117
9	6	DUNLOP	19.756	12	RENDELL	14.174	8	CLARK	16.950	9	80	MAMOLA	50.983	51.156	0.173
10	28	VINCENT	19.797	22	PAULO	14.273	52	KENT	16.976	10	12	RENDELL	51.082	51.168	0.086
11	98	RYAN	19.978	98	RYAN	14.287	16	HORSMAN	17.117	11	98	RYAN	51.195	51.309	0.114
12	80	MAMOLA	19.981	16	HORSMAN	14.297	28	VINCENT	17.134	12	6	DUNLOP	51.272	51.573	0.301
13	4	WAKEFIELD	20.034	8	CLARK	14.317	22	PAULO	17.145	13	16	HORSMAN	51.462	51.667	0.205
14	16	HORSMAN	20.048	6	DUNLOP	14.364	6	DUNLOP	17.152	14	28	VINCENT	51.582	52.135	0.553
15	77	MACKENZIE	20.050	7	BROWN	14.414	12	RENDELL	17.185	15	22	PAULO	51.782	51.796	0.014
16	11	WEEDEN	20.060	4	WAKEFIELD	14.470	11	WEEDEN	17.254	16	11	WEEDEN	51.810	52.040	0.230
17	76	KING	20.254	11	WEEDEN	14.496	35	LODGE	17.311	17	4	WAKEFIELD	51.857	52.001	0.144
18	14	JACKSON	20.266	25	DURHAM	14.502	94	HORNSEY	17.312	18	7	BROWN	52.221	52.288	0.067
19	7	BROWN	20.298	57	LOW	14.518	4	WAKEFIELD	17.353	19	76	KING	52.433	52.433	0.000
20	22	PAULO	20.364	27	GREEN	14.618	27	GREEN	17.360	20	27	GREEN	52.447	52.600	0.153
21	94	HORNSEY	20.364	71	REID	14.633	76	KING	17.369	21	94	HORNSEY	52.448	52.742	0.294
22	24	BARRETT	20.388	28	VINCENT	14.651	57	LOW	17.448	22	57	LOW	52.492	52.776	0.284
23	35	LODGE	20.393	24	BARRETT	14.661	66	WYATT	17.460	23	24	BARRETT	52.546	52.755	0.209
24	27	GREEN	20.469	19	HILL	14.730	24	BARRETT	17.497	24	35	LODGE	52.601	52.652	0.051
25	71	REID	20.470	94	HORNSEY	14.772	25	DURHAM	17.507	25	71	REID	52.644	52.896	0.252
26	57	LOW	20.526	76	KING	14.810	7	BROWN	17.509	26	25	DURHAM	52.737	53.279	0.542
27	66	WYATT	20.551	66	WYATT	14.824	71	REID	17.541	27	66	WYATT	52.835	52.985	0.150
28	26	FERGUSON	20.702	35	LODGE	14.897	26	FERGUSON	17.572	28	14	JACKSON	52.944	52.944	0.000
29	46	WALKER	20.705	69	HARLAND	15.008	14	JACKSON	17.603	29	19	HILL	53.191	53.270	0.079
30	69	HARLAND	20.713	33	WINFIELD	15.051	19	HILL	17.625	30	26	FERGUSON	53.574	53.897	0.323
31	25	DURHAM	20.728	14	JACKSON	15.075	21	STAFFORD	17.840	31	69	HARLAND	53.751	54.144	0.393
32	5	EDWARDS	20.831	46	WALKER	15.147	33	WINFIELD	17.849	32	33	WINFIELD	53.804	54.057	0.253
33	19	HILL	20.836	21	STAFFORD	15.205	46	WALKER	17.984	33	46	WALKER	53.836	53.836	0.000
34	33	WINFIELD	20.904	26	FERGUSON	15.300	69	HARLAND	18.030	34	21	STAFFORD	55.446	55.747	0.301
35	29	MACKENZIE	21.818	36	HUGHES	15.491	29	MACKENZIE	18.263	35	5	EDWARDS	55.711		
36	36	HUGHES	21.864	29	MACKENZIE	15.730	36	HUGHES	18.548	36	29	MACKENZIE	55.811	55.811	0.000
37	21	STAFFORD	22.401	5	EDWARDS	16.175	5	EDWARDS	18.705	37	36	HUGHES	55.903	56.260	0.357
38	51	SHORROCK		91	STANFORD	16.923	51	SHORROCK		38	51	SHORROCK		53.216	0.000
39	91	STANFORD		51	SHORROCK		91	STANFORD		39	91	STANFORD			

Perfect Lap	49.909
-------------	--------


Weather / Track : Cloudy / Dry

Brands Hatch Indy
Circuit Length = 1.1986 miles
Start: 09:55 End: 10:06

MCRCB BULLETIN TK204

2010 SpeedyRetail.com British 125GP Championship & ACU Academy Cup

RACE 15 - FINAL GRID

ROW 10	54.280	53.993	53.988	
	29 Tarran MACKENZIE	33 Gary WINFIELD	36 Bradley HUGHES	
ROW 9	53.472	53.267	53.071	52.967
	26 Richard FERGUSON	76 Charlie KING	46 Ross WALKER	69 Joshua HARLAND
ROW 8	52.655	52.624	52.535	52.516
	19 Michael HILL	66 Kasey WYATT	24 Ben BARRETT	91 Ian STANFORD
ROW 7	52.498	52.394	52.299	52.282
	35 Elliot LODGE	25 Neil DURHAM	57 Simon LOW	14 Lee JACKSON
ROW 6	52.192	52.145	51.923	51.894
	11 Tom WEEDEN	21 Harry STAFFORD	5 Jamie EDWARDS	51 Sam SHORROCK
ROW 5	51.729	51.663	51.520	51.493
	27 Catherine GREEN	16 Shaun HORSMAN	94 Sam HORNSEY	28 Jon VINCENT
ROW 4	51.455	51.287	51.182	50.917
	71 Andrew REID	22 Matthew PAULO	4 Philip WAKEFIELD	3 James FORD
ROW 3	50.874	50.872	50.826	50.773
	98 Wayne RYAN	6 William DUNLOP	52 Danny KENT	8 Brian CLARK
ROW 2	50.692	50.619	50.589	50.409
	80 Dakota MAMOLA	17 John McPHEE	13 Rob GUIVER	12 Edward RENDELL
ROW 1	50.393	50.224	50.158	50.086
	89 Fraser ROGERS	1 James LODGE	77 Taylor MACKENZIE	7 Deane BROWN
Pole				
				

Brands Hatch Indy
Circuit Length = 1.1986 miles

Race Director :

Stewards :

Timekeeper :


MCRCB BULLETIN TK240

2010 SpeedyRetail.com British 125GP Championship & ACU Academy Cup

RACE 15 - FINAL GRID - AMENDED

ROW 10		54.280		53.993					
		29	Tarran MACKENZIE	33	Gary WINFIELD				
ROW 9	53.988		53.472		53.267		53.071		
	36	Bradley HUGHES	26	Richard FERGUSON	76	Charlie KING	46	Ross WALKER	
ROW 8	52.967		52.655		52.624		52.535		
	69	Joshua HARLAND	19	Michael HILL	66	Kasey WYATT	24	Ben BARRETT	
ROW 7		52.516		52.498		52.394		52.299	
		91	Ian STANFORD	35	Elliot LODGE	25	Neil DURHAM	57	Simon LOW
ROW 6	52.282		52.192		52.145		51.894		
	14	Lee JACKSON	11	Tom WEEDEN	21	Harry STAFFORD	51	Sam SHORROCK	
ROW 5		51.729		51.663		51.520		51.493	
		27	Catherine GREEN	16	Shaun HORSMAN	94	Sam HORNSEY	28	Jon VINCENT
ROW 4	51.455		51.287		51.182		50.917		
	71	Andrew REID	22	Matthew PAULO	4	Philip WAKEFIELD	3	James FORD	
ROW 3		50.874		50.872		50.826		50.773	
		98	Wayne RYAN	6	William DUNLOP	52	Danny KENT	8	Brian CLARK
ROW 2	50.692		50.619		50.589		50.409		
	80	Dakota MAMOLA	17	John McPHEE	13	Rob GUIVER	12	Edward RENDELL	
ROW 1		50.393		50.224		50.158		50.086	
		89	Fraser ROGERS	1	James LODGE	77	Taylor MACKENZIE	7	Deane BROWN

Pole



Brands Hatch Indy
Circuit Length = 1.1986 miles

Race Director :

Stewards :

Timekeeper :

**2010 SpeedyRetail.com British 125GP Championship & ACU Academy Cup
RACE 15 - CLASSIFICATION**

POS	NO	CL	NAME	ENTRY	LAPS	TIME	GAP	DIFF	MPH	BEST	ON
1	1		James LODGE	Honda - RS Racing / Earnshaws M'cycles	22	18:37.247			84.96	49.729	17
2	13		Rob GUIVER	Honda - SP125 / Brockwell Engineering	22	18:40.740	3.493	3.493	84.70	50.313	13
3	89	C	Fraser ROGERS	Honda - KRP / Racing Steps Foundations	22	18:43.776	6.529	3.036	84.47	50.428	9
4	17	C	John McPHEE	Honda - KRP/Bradley Smith Racing	22	18:44.979	7.732	1.203	84.38	49.916	22
5	52	C	Danny KENT	Honda - Team Aztec GP	22	18:47.569	10.322	2.590	84.19	50.310	18
6	6		William DUNLOP	Honda -	22	18:50.745	13.498	3.176	83.95	50.487	17
7	98	C	Wayne RYAN	Honda - KRP / Racing Steps Foundations	22	18:51.042	13.795	0.297	83.93	50.541	12
8	3		James FORD	Honda - E3 Motorsport	22	18:53.189	15.942	2.147	83.77	50.631	17
9	4		Philip WAKEFIELD	Honda - PWR / Sandbach Scrap Metal	22	18:53.490	16.243	0.301	83.75	50.403	12
10	28		Jon VINCENT	Honda - G R Formby Heavy Transport	22	19:12.091	34.844	18.601	82.39	51.675	11
11	94	C	Sam HORNSEY	Cougar - Team Repli-Cast UK Racing	22	19:15.059	37.812	2.968	82.18	51.502	12
12	11	C	Tom WEEDEN	Honda - Tom Weeden Racing	22	19:17.908	40.661	2.849	81.98	51.628	5
13	71	C	Andrew REID	Honda - Team Aztec GP	22	19:21.428	44.181	3.520	81.73	51.579	22
14	14	C	Lee JACKSON	Honda - Team Jackson Racing	22	19:21.940	44.693	0.512	81.70	51.793	21
15	57		Simon LOW	Honda - Team Shop4bikers / Dutch-2-UK R	22	19:24.594	47.347	2.654	81.51	52.089	9
16	35	C	Elliot LODGE	Honda - Spike Racing	22	19:30.818	53.571	6.224	81.08	51.918	18
17	24		Ben BARRETT	Honda - Lowerdale Autos / SP 125 Racing	21	18:37.372	1 lap	1 lap	81.09	52.083	20
18	66	C	Kasey WYATT	Honda - Team Repli-Cast UK Racing	21	18:39.707	1 lap	2.335	80.92	52.245	8
19	69	C	Joshua HARLAND	Honda - Josh Harland Racing	21	18:40.269	1 lap	0.562	80.88	52.410	6
20	25		Neil DURHAM	Aprilia - Moto Strada	21	18:41.201	1 lap	0.932	80.82	52.037	15
21	26	C	Richard FERGUSON	Honda - Team Ferguson Racing	21	18:53.076	1 lap	11.875	79.97	52.677	7
22	76	C	Charlie KING	Honda - Phil Allen Racing	21	18:53.341	1 lap	0.265	79.95	53.074	16
23	46		Ross WALKER	Honda - Ross Walker Racing	21	19:13.000	1 lap	19.659	78.59	53.456	7
24	33	C	Gary WINFIELD	Honda - Oxford TAG Racing	20	18:41.404	2 laps	1 lap	76.95	54.597	8
25	36	C	Bradley HUGHES	Honda - Brad H Racing	20	19:10.196	2 laps	28.792	75.03	55.505	7

NOT CLASSIFIED

DNF	80	C	Dakota MAMOLA	Honda - KRP / Monster	21	17:55.972	1 lap	0.000	84.21	50.476	19
DNF	8		Brian CLARK	Honda - Banks Racing / Xpress Racewear	18	15:27.861	4 laps	3 laps	83.70	50.536	12
DNF	16		Shaun HORSMAN	Honda - Symitry IT	12	10:33.601	10 laps	6 laps	81.72	51.411	9
DNF	12		Edward RENDELL	Honda - Dutch-2-UK / Breadline Racing	9	7:44.853	13 laps	3 laps	83.54	50.533	9
DNF	29	C	Tarran MACKENZIE	Honda - Grant Racing / Alan Duffus M/CS	8	7:32.930	14 laps	1 lap	76.21	54.088	8
DNF	19		Michael HILL	Honda - TABOO Motorsport	6	5:46.903	16 laps	2 laps	74.63	54.738	3
DNF	7	C	Deane BROWN	Honda - Colin Appleyard / Macadam Racing	0						
DNF	21	C	Harry STAFFORD	Honda - RCS / BTB	0						
DNF	22		Matthew PAULO	Honda - Grant Racing	0						
DNF	27		Catherine GREEN	Honda - CG Racing	0						
DNF	51		Sam SHORROCK	Honda - Semms Fabrications	0						
DNF	77		Taylor MACKENZIE	Honda - KRP Node 4 MMCG	0						
DNF	91		Ian STANFORD	Honda - I Stanford Racing	0						

FASTEST LAP

1			James LODGE	Honda - RS Racing / Earnshaws M'cycles	17	49.729	86.77 mph	139.64 kph
17	C		John McPHEE	Honda - KRP/Bradley Smith Racing	22	49.916	86.44 mph	139.12 kph

Weather / Track : Cloudy / Dry

These results are provisional until the conclusion of any judicial and technical matters.

Brands Hatch Indy

Circuit Length = 1.1986 miles

Start: 14:46 End: 15:06

Race Director :	Stewards :	Timekeeper :
-----------------	------------	--------------

2010 SpeedyRetail.com British 125GP Championship & ACU Academy Cup
RACE 15 - LAP CHART

Lap 1			Lap 2			Lap 3			Lap 4			Lap 5		
No	Behind	Laptime	No	Behind	Laptime	No	Behind	Laptime	No	Behind	Laptime	No	Behind	Laptime
13		57.614	13		51.073	13		50.846	13		50.817	13		50.714
89	0.089	57.703	12	0.353	51.305	12	0.178	50.671	12	0.061	50.700	89	0.164	50.789
12	0.121	57.735	89	0.396	51.380	89	0.284	50.734	89	0.089	50.622	12	0.315	50.968
80	0.397	58.011	1	0.966	51.441	1	1.086	50.966	1	0.708	50.439	1	0.373	50.379
1	0.598	58.212	80	0.990	51.666	80	1.415	51.271	80	1.703	51.105	80	1.763	50.774
17	0.651	58.265	17	1.241	51.663	17	1.689	51.294	6	2.376	51.265	52	2.735	50.914
6	1.045	58.659	6	1.341	51.369	6	1.928	51.433	52	2.535	50.969	6	2.849	51.187
52	1.411	59.025	3	1.937	51.594	3	2.330	51.239	17	2.639	51.767	17	3.045	51.120
3	1.416	59.030	52	2.043	51.705	52	2.383	51.186	3	3.176	51.663	3	3.524	51.062
98	1.697	59.311	8	2.354	51.071	98	2.895	51.137	98	3.299	51.221	98	3.711	51.126
28	1.828	59.442	98	2.604	51.980	8	3.426	51.918	8	3.681	51.072	8	4.141	51.174
8	2.356	59.970	28	3.582	52.827	28	4.474	51.738	4	5.164	51.441	4	5.575	51.125
4	2.508	1:00.122	57	3.962	52.324	4	4.540	51.339	28	5.951	52.294	28	6.923	51.686
57	2.711	1:00.325	4	4.047	52.612	57	5.230	52.114	57	6.983	52.570	57	8.842	52.573
94	3.285	1:00.899	94	4.675	52.463	94	6.119	52.290	94	7.642	52.340	94	9.005	52.077
69	4.294	1:01.908	14	6.547	53.232	14	8.894	53.193	16	10.229	52.054	16	11.122	51.607
14	4.388	1:02.002	69	6.616	53.395	11	8.925	53.008	11	10.380	52.272	11	11.294	51.628
71	4.558	1:02.172	11	6.763	53.061	16	8.992	52.565	71	11.252	52.808	14	13.366	52.804
11	4.775	1:02.389	71	7.177	53.692	71	9.261	52.930	14	11.276	53.199	69	13.944	52.774
26	5.497	1:03.111	16	7.273	52.541	69	9.499	53.729	69	11.884	53.202	24	15.277	52.949
16	5.805	1:03.419	76	8.534	53.716	24	11.080	53.246	24	13.042	52.779	71	15.371	54.833
76	5.891	1:03.505	26	8.554	54.130	76	11.546	53.858	66	14.033	52.917	66	16.511	53.192
24	5.962	1:03.576	24	8.680	53.791	26	11.634	53.926	76	14.055	53.326	35	16.904	52.790
66	6.761	1:04.375	66	8.829	53.141	66	11.933	53.950	26	14.760	53.943	76	16.981	53.640
46	6.876	1:04.490	35	10.101	54.013	35	12.157	52.902	35	14.828	53.488	26	17.465	53.419
35	7.161	1:04.775	46	10.828	55.025	46	14.266	54.284	46	17.639	54.190	25	20.202	53.209
33	7.767	1:05.381	25	12.422	53.663	25	14.336	52.760	25	17.707	54.188	46	20.825	53.900
36	8.102	1:05.716	33	12.470	55.776	33	17.344	55.720	33	22.256	55.729	33	27.244	55.702
29	8.482	1:06.096	36	13.033	56.004	36	17.792	55.605	36	22.522	55.547	36	27.406	55.598
25	9.832	1:07.446	29	13.719	56.310	29	18.088	55.215	19	22.605	55.172	19	27.475	55.584
19	10.230	1:07.844	19	14.358	55.201	19	18.250	54.738	29	22.974	55.703	29	27.724	55.464

MCRCB BULLETIN TK250

2010 SpeedyRetail.com British 125GP Championship & ACU Academy Cup

RACE 15 - LAP CHART

Lap 6			Lap 7			Lap 8			Lap 9			Lap 10		
No	Behind	Laptime	No	Behind	Laptime	No	Behind	Laptime	No	Behind	Laptime	No	Behind	Laptime
89		50.856	89		50.751	1		50.632	1		50.432	1		50.434
13	0.326	51.346	13	0.217	50.642	89	0.045	50.915	89	0.041	50.428	89	0.230	50.623
1	0.440	51.087	1	0.238	50.549	13	0.264	50.917	13	0.401	50.569	36	1 LAP	58.326
12	0.462	51.167	12	0.675	50.964	12	0.615	50.810	12	0.716	50.533	13	0.511	50.544
80	1.831	51.088	80	2.142	51.062	80	2.188	50.916	80	2.334	50.578	80	3.606	51.706
52	2.521	50.806	52	2.414	50.644	52	2.456	50.912	52	2.697	50.673	52	3.653	51.390
6	2.692	50.863	6	2.712	50.771	6	2.881	51.039	17	2.719	50.119	17	3.892	51.607
17	2.806	50.781	17	2.907	50.852	17	3.032	50.995	6	3.385	50.936	6	3.909	50.958
3	3.834	51.330	98	4.397	51.162	98	4.720	51.193	98	5.048	50.760	98	5.704	51.090
98	3.986	51.295	8	4.613	51.333	8	5.054	51.311	8	5.479	50.857	8	6.236	51.191
8	4.031	50.910	3	4.917	51.834	3	5.353	51.306	3	5.691	50.770	3	6.527	51.270
4	5.530	50.975	4	5.487	50.708	4	5.443	50.826	4	5.904	50.893	4	6.745	51.275
28	7.717	51.814	28	8.713	51.747	28	10.342	52.499	28	11.980	52.070	28	14.144	52.598
94	10.083	52.098	94	11.587	52.255	94	12.758	52.041	94	14.177	51.851	94	15.801	52.058
57	10.192	52.370	57	11.735	52.294	57	13.275	52.410	16	14.417	51.411	16	15.913	51.930
16	11.883	51.781	16	12.546	51.414	16	13.438	51.762	57	14.932	52.089	57	16.940	52.442
11	12.885	52.611	11	14.604	52.470	11	15.899	52.165	11	17.570	52.103	11	19.842	52.706
14	14.664	52.318	14	16.305	52.392	14	17.586	52.151	14	19.328	52.174	14	21.509	52.615
69	15.334	52.410	69	17.412	52.829	69	19.244	52.702	71	21.015	51.701	71	22.753	52.172
24	16.754	52.497	24	18.828	52.825	71	19.746	51.779	69	21.928	53.116	69	24.450	52.956
71	16.801	52.450	71	18.837	52.787	24	20.324	52.366	24	22.408	52.516	24	24.662	52.688
66	18.007	52.516	66	19.708	52.452	66	21.083	52.245	66	23.001	52.350	66	24.866	52.299
35	18.346	52.462	35	19.934	52.339	35	21.364	52.300	35	23.070	52.138	35	25.437	52.801
76	19.144	53.183	76	21.559	53.166	26	23.824	52.992	76	27.033	53.582	26	30.243	53.451
26	19.776	53.331	26	21.702	52.677	76	23.883	53.194	26	27.226	53.834	25	30.459	53.524
25	21.971	52.789	25	23.939	52.719	25	25.652	52.583	25	27.369	52.149	76	30.466	53.867
46	23.487	53.682	46	26.192	53.456	46	29.055	53.733	46	32.590	53.967	46	37.047	54.891
33	31.872	55.648	29	36.007	54.352	29	39.225	54.088	33	44.830	55.028	33	49.781	55.385
29	32.406	55.702	33	36.507	55.386	33	40.234	54.597						
36	32.932	56.546	36	37.686	55.505	36	42.899	56.083						
19	34.819	58.364												

Weather / Track : Cloudy / Dry

Brands Hatch Indy
 Circuit Length = 1.1986 miles
 Start: 14:46 End: 15:06

MCRCB BULLETIN TK250

2010 SpeedyRetail.com British 125GP Championship & ACU Academy Cup

RACE 15 - LAP CHART

Lap 11			Lap 12			Lap 13			Lap 14			Lap 15		
No	Behind	Laptime	No	Behind	Laptime	No	Behind	Laptime	No	Behind	Laptime	No	Behind	Laptime
1		50.338	1		50.536	1		50.068	1		50.124	1		50.177
89	0.371	50.479	89	0.400	50.565	13	0.656	50.313	13	0.898	50.366	13	1.111	50.390
13	0.491	50.318	13	0.411	50.456	89	0.819	50.487	89	1.359	50.664	89	1.982	50.800
80	4.684	51.416	80	4.699	50.551	80	5.331	50.700	80	6.110	50.903	46	1 LAP	56.047
52	4.721	51.406	33	1 LAP	56.032	52	5.740	50.610	52	6.336	50.720	80	6.434	50.501
17	4.895	51.341	52	5.198	51.013	6	5.857	50.514	17	6.450	50.585	52	6.851	50.692
6	4.942	51.371	6	5.411	51.005	17	5.989	50.502	6	6.678	50.945	17	6.948	50.675
98	6.448	51.082	17	5.555	51.196	98	7.696	51.311	98	8.409	50.837	6	7.269	50.768
8	6.808	50.910	98	6.453	50.541	8	7.921	51.181	8	8.628	50.831	98	8.816	50.584
3	6.966	50.777	8	6.808	50.536	3	8.777	51.574	3	9.356	50.703	8	9.582	51.131
4	7.586	51.179	3	7.271	50.841	4	8.802	51.417	4	9.364	50.686	4	9.838	50.651
36	1 LAP	59.071	4	7.453	50.403	33	1 LAP	55.801	33	1 LAP	55.196	3	10.194	51.015
28	15.481	51.675	36	1 LAP	57.267	28	18.421	51.733	28	20.100	51.803	33	1 LAP	55.568
16	17.125	51.550	28	16.756	51.811	94	20.559	52.339	94	22.876	52.441	28	21.835	51.912
94	17.322	51.859	16	18.156	51.567	57	23.199	52.464	57	26.057	52.982	94	24.892	52.193
57	18.767	52.165	94	18.288	51.502	11	24.274	51.936	11	26.067	51.917	11	27.864	51.974
11	21.228	51.724	57	20.803	52.572	36	1 LAP	59.124	14	29.637	52.835	57	28.848	52.968
14	23.239	52.068	11	22.406	51.714	14	26.926	52.194	71	29.802	51.839	14	31.439	51.979
71	24.612	52.197	14	24.800	52.097	71	28.087	52.161	36	1 LAP	57.085	71	31.684	52.059
24	26.905	52.581	71	25.994	51.918	24	31.871	52.889	24	34.564	52.817	24	37.502	53.115
69	27.117	53.005	24	29.050	52.681	66	32.106	52.676	66	34.695	52.713	66	37.604	53.086
66	27.261	52.733	69	29.474	52.893	69	32.228	52.822	69	34.923	52.819	69	37.729	52.983
35	27.285	52.186	66	29.498	52.773	35	32.416	52.897	35	35.007	52.715	35	37.824	52.994
26	33.285	53.380	35	29.587	52.838	25	37.616	52.072	25	39.578	52.086	36	1 LAP	56.930
25	33.372	53.251	25	35.612	52.776	26	39.411	53.013	76	42.960	53.300	25	41.438	52.037
76	33.634	53.506	26	36.466	53.717	76	39.784	53.159	26	43.658	54.371	76	46.169	53.386
46	40.648	53.939	76	36.693	53.595	46	49.075	54.950				26	46.728	53.247
			46	44.193	54.081									

Weather / Track : Cloudy / Dry

Brands Hatch Indy
 Circuit Length = 1.1986 miles
 Start: 14:46 End: 15:06

MCRCB BULLETIN TK250

2010 SpeedyRetail.com British 125GP Championship & ACU Academy Cup

RACE 15 - LAP CHART

Lap 16			Lap 17			Lap 18			Lap 19			Lap 20		
No	Behind	Laptime	No	Behind	Laptime	No	Behind	Laptime	No	Behind	Laptime	No	Behind	Laptime
1		50.135	1		49.729	1		50.354	1		50.189	1		50.252
13	1.291	50.315	26	1 LAP	53.199	13	1.961	50.433	13	2.454	50.682	25	1 LAP	52.288
89	2.717	50.870	13	1.882	50.320	76	1 LAP	53.734	89	5.467	51.070	13	2.731	50.529
80	6.917	50.618	89	3.991	51.003	36	2 LAPS	57.717	76	1 LAP	53.415	89	5.919	50.704
52	7.500	50.784	80	7.670	50.482	26	1 LAP	53.676	26	1 LAP	53.467	17	8.203	50.475
17	7.509	50.696	17	7.902	50.122	89	4.586	50.949	17	7.980	50.378	80	8.774	50.871
6	8.011	50.877	52	8.346	50.575	17	7.791	50.243	80	8.155	50.476	76	1 LAP	53.192
98	9.455	50.774	6	8.769	50.487	80	7.868	50.552	52	8.517	50.404	52	9.109	50.844
4	10.285	50.582	98	10.628	50.902	52	8.302	50.310	6	10.415	51.369	26	1 LAP	53.462
8	10.521	51.074	4	11.127	50.571	6	9.235	50.820	36	2 LAPS	58.789	6	11.311	51.148
46	1 LAP	55.964	8	11.342	50.550	98	11.504	51.230	98	11.876	50.561	98	12.546	50.922
3	10.716	50.657	3	11.618	50.631	4	11.826	51.053	4	13.796	52.159	4	14.567	51.023
28	23.835	52.135	46	1 LAP	54.271	8	11.829	50.841	3	14.224	52.456	3	14.792	50.820
94	26.333	51.576	28	25.963	51.857	3	11.957	50.693	46	1 LAP	54.837	36	2 LAPS	58.058
33	1 LAP	55.365	94	28.840	52.236	46	1 LAP	54.499	28	29.523	52.136	46	1 LAP	54.464
11	29.359	51.630	11	31.802	52.172	28	27.576	51.967	94	32.162	51.987	28	31.160	51.889
57	31.119	52.406	33	1 LAP	55.422	94	30.364	51.878	11	35.085	51.982	94	33.951	52.041
14	33.510	52.206	57	33.778	52.388	11	33.292	51.844	14	39.948	52.751	11	36.726	51.893
71	33.632	52.083	14	35.705	51.924	57	36.961	53.537	71	40.187	52.789	71	41.565	51.630
24	39.840	52.473	71	35.930	52.027	14	37.386	52.035	57	40.395	53.623	14	41.818	52.122
66	40.368	52.899	24	42.780	52.669	33	1 LAP	55.830	33	1 LAP	55.882	57	42.406	52.263
35	40.453	52.764	35	42.824	52.100	71	37.587	52.011	35	46.323	52.124	35	48.422	52.351
69	40.459	52.865	66	43.455	52.816	35	44.388	51.918	24	46.913	52.253	33	1 LAP	55.672
25	43.725	52.422	69	43.628	52.898	24	44.849	52.423	66	48.162	52.813	24	48.744	52.083
36	1 LAP	56.678	25	46.228	52.232	66	45.538	52.437	69	48.599	52.903			
76	49.108	53.074				69	45.885	52.611						
						25	48.378	52.504						

Weather / Track : Cloudy / Dry

Brands Hatch Indy
 Circuit Length = 1.1986 miles
 Start: 14:46 End: 15:06

MCRCB BULLETIN TK250

2010 SpeedyRetail.com British 125GP Championship & ACU Academy Cup RACE 15 - LAP CHART

Lap 21			Lap 22		
No	Behind	Laptime	No	Behind	Laptime
1		50.231	1		50.543
66	1 LAP	52.630	24	1 LAP	52.155
69	1 LAP	52.739	66	1 LAP	52.694
25	1 LAP	52.099	69	1 LAP	52.710
13	3.030	50.530	13	3.493	51.006
89	6.382	50.694	25	1 LAP	52.404
17	8.359	50.387	33	2 LAPS	56.284
80	9.268	50.725	89	6.529	50.690
52	9.527	50.649	17	7.732	49.916
76	1 LAP	53.858	52	10.322	51.338
6	12.707	51.627	6	13.498	51.334
26	1 LAP	53.254	98	13.795	51.117
98	13.221	50.906	26	1 LAP	53.476
3	15.540	50.979	3	15.942	50.945
4	15.841	51.505	76	1 LAP	54.085
36	2 LAPS	56.659	4	16.243	50.945
46	1 LAP	54.161	36	2 LAPS	57.888
28	32.974	52.045	28	34.844	52.413
94	35.855	52.135	46	1 LAP	54.169
11	38.452	51.957	94	37.812	52.500
71	43.145	51.811	11	40.661	52.752
14	43.380	51.793	71	44.181	51.579
57	44.718	52.543	14	44.693	51.856
35	50.167	51.976	57	47.347	53.172
			35	53.571	53.947

Weather / Track : Cloudy / Dry

Brands Hatch Indy
Circuit Length = 1.1986 miles
Start: 14:46 End: 15:06

MCRCB BULLETIN TK251

2010 SpeedyRetail.com British 125GP Championship & ACU Academy Cup
RACE 15 - POSITION CHART

No	Name	Laps Pos																						
			1	2	3	4	5	6	7	8	9	10	11	12	13	14	15	16	17	18	19	20	21	22
13	Rob GUIVER	1	13	13	13	13	13	89	89	1	1	1	1	1	1	1	1	1	1	1	1	1	1	
89	Fraser ROGERS	2	89	12	12	12	89	13	13	89	89	89	89	89	13	13	13	13	13	13	13	13	13	
12	Edward RENDELL	3	12	89	89	89	12	1	1	13	13	13	13	13	89	89	89	89	89	89	89	89	89	
80	Dakota MAMOLA	4	80	1	1	1	1	12	12	12	12	80	80	80	80	80	80	80	80	17	17	17	17	
1	James LODGE	5	1	80	80	80	80	80	80	80	80	52	52	52	52	52	52	52	17	80	80	80	80	
17	John McPHEE	6	17	17	17	6	52	52	52	52	52	17	17	6	6	17	17	17	52	52	52	52	6	
6	William DUNLOP	7	6	6	6	52	6	6	6	6	17	6	6	17	17	6	6	6	6	6	6	6	98	
52	Danny KENT	8	52	3	3	17	17	17	17	17	6	98	98	98	98	98	98	98	98	98	98	98	3	
3	James FORD	9	3	52	52	3	3	3	98	98	98	8	8	8	8	8	8	4	4	4	4	4	4	
98	Wayne RYAN	10	98	8	98	98	98	98	8	8	8	3	3	3	3	3	4	8	8	8	3	3	4	
28	Jon VINCENT	11	28	98	8	8	8	8	3	3	3	4	4	4	4	4	3	3	3	3	28	28	28	
8	Brian CLARK	12	8	28	28	4	4	4	4	4	4	28	28	28	28	28	28	28	28	28	94	94	94	
4	Philip WAKEFIELD	13	4	57	4	28	28	28	28	28	28	94	16	16	94	94	94	94	94	94	11	11	11	
57	Simon LOW	14	57	4	57	57	57	94	94	94	94	16	94	94	57	57	11	11	11	11	14	71	71	
94	Sam HORNSEY	15	94	94	94	94	94	57	57	57	16	57	57	57	11	11	57	57	57	57	71	14	14	
69	Joshua HARLAND	16	69	14	14	16	16	16	16	16	57	11	11	11	14	14	14	14	14	14	57	57	57	
14	Lee JACKSON	17	14	69	11	11	11	11	11	11	11	14	14	14	14	71	71	71	71	71	35	35	35	
71	Andrew REID	18	71	11	16	71	14	14	14	14	14	71	71	71	24	24	24	24	24	35	24	24	24	
11	Tom WEEDEN	19	11	71	71	14	69	69	69	69	71	69	24	24	66	66	66	66	35	24	66	66	66	
26	Richard FERGUSON	20	26	16	69	69	24	24	24	71	69	24	69	69	69	69	69	35	66	66	69	69	69	
16	Shaun HORSMAN	21	16	76	24	24	71	71	71	24	24	66	66	66	35	35	35	69	69	69	25	25	25	
76	Charlie KING	22	76	26	76	66	66	66	66	66	66	35	35	35	25	25	25	25	25	25	76	76	26	
24	Ben BARRETT	23	24	24	26	76	35	35	35	35	35	26	26	25	26	76	76	76	76	76	26	26	76	
66	Kasey WYATT	24	66	66	66	26	76	76	76	26	76	25	25	26	76	26	26	26	26	26	46	46	46	
46	Ross WALKER	25	46	35	35	35	26	26	26	76	26	76	76	76	46	46	46	46	46	46	33	33	33	
35	Elliot LODGE	26	35	46	46	46	25	25	25	25	25	46	46	46	33	33	33	33	33	33	36	36	36	
33	Gary WINFIELD	27	33	25	25	25	46	46	46	46	46	33	33	33	36	36	36	36	36	36				
36	Bradley HUGHES	28	36	33	33	33	33	33	29	29	33	36	36	36										
29	Tarran MACKENZIE	29	29	36	36	36	36	29	33	33	36													
25	Neil DURHAM	30	25	29	29	19	19	36	36	36														
19	Michael HILL	31	19	19	19	29	29	19																

Weather / Track : Cloudy / Dry

Brands Hatch Indy
 Circuit Length = 1.1986 miles
 Start: 14:46 End: 15:06

MCRCB BULLETIN TK252

2010 SpeedyRetail.com British 125GP Championship & ACU Academy Cup

RACE 15 - SECTOR ANALYSIS

1		James LODGE				RS Racing / Earnshaws M'cycles									
1-	78.4	14.933	78.5	17.029	125.0	58.212	12-	19.668	80.1	14.035	85.5	16.833	123.4	50.536	
2-	20.047	79.8	14.333	80.6	17.061	122.2	51.441	13-	19.384	79.4	13.889	88.6	16.795	122.7	50.068
3-	19.818	77.8	14.233	84.7	16.915	122.9	50.966	14-	19.387	79.3	13.931	87.9	16.806	124.0	50.124
4-	19.354	80.0	14.090	82.8	16.995	124.0	50.439	15-	19.409	79.5	14.006	88.2	16.762	124.0	50.177
5-	19.443	79.8	14.157	87.2	16.779	127.3	50.379	16-	19.364	79.2	14.065	87.9	16.706	124.3	50.135
6-	19.676	81.7	14.293	83.0	17.118	125.7	51.087	17-	19.236	80.7	13.816	88.9	16.677	124.0	49.729
7-	19.794	79.2	13.981	87.4	16.774	125.9	50.549	18-	19.435	79.1	13.972	83.8	16.947	123.4	50.354
8-	19.672	79.7	14.143	86.4	16.817	123.8	50.632	19-	19.331	79.8	14.065	85.2	16.793	125.2	50.189
9-	19.409	79.3	14.075	86.2	16.948	122.0	50.432	20-	19.402	80.6	13.987	87.7	16.863	123.8	50.252
10-	19.440	78.9	14.189	86.5	16.805	123.8	50.434	21-	19.321	80.3	14.155	82.7	16.755	124.5	50.231
11-	19.382	80.0	14.053	87.4	16.903	123.4	50.338	22-	19.529	80.1	14.105	85.9	16.909	122.7	50.543
3		James FORD				E3 Motorsport									
1-	76.6	15.146	80.2	17.367	120.7	59.030	12-	19.755	78.3	14.119	85.5	16.967	122.0	50.841	
2-	20.015	77.5	14.428	83.8	17.151	120.3	51.594	13-	19.781	77.8	14.850	85.9	16.943	122.0	51.574
3-	19.820	77.4	14.230	83.9	17.189	121.6	51.239	14-	19.676	78.3	13.955	86.7	17.072	119.0	50.703
4-	20.092	77.4	14.516	84.1	17.055	122.5	51.663	15-	19.997	79.0	14.095	86.0	16.923	122.2	51.015
5-	19.656	78.2	14.304	83.9	17.102	121.8	51.062	16-	19.567	78.5	14.137	86.0	16.953	124.3	50.657
6-	19.893	78.3	14.254	85.7	17.183	116.9	51.330	17-	19.712	78.4	14.019	87.9	16.900	123.1	50.631
7-	20.338	78.2	14.364	84.6	17.132	121.1	51.834	18-	19.657	77.8	14.040	87.4	16.996	121.6	50.693
8-	19.970	77.3	14.176	85.7	17.160	121.8	51.306	19-	19.818	78.8	14.116	85.9	18.522	116.3	52.456
9-	19.533	77.9	14.098	84.3	17.139	122.7	50.770	20-	19.690	78.0	14.074	87.0	17.056	121.6	50.820
10-	19.944	78.4	14.208	84.3	17.118	121.6	51.270	21-	19.687	78.6	14.249	84.3	17.043	120.3	50.979
11-	19.536	78.2	14.217	82.4	17.024	123.1	50.777	22-	19.606	78.0	14.178	84.6	17.161	120.5	50.945
4		Philip WAKEFIELD				PWR / Sandbach Scrap Metal									
1-	78.3	15.565	79.7	17.754	119.4	1:00.122	12-	19.578	78.4	13.997	88.9	16.828	121.6	50.403	
2-	20.412	78.3	14.928	84.4	17.272	119.0	52.612	13-	19.766	79.4	14.538	87.4	17.113	118.4	51.417
3-	19.990	78.2	14.286	86.2	17.063	121.4	51.339	14-	19.848	79.6	13.999	88.2	16.839	119.8	50.686
4-	20.000	77.6	14.314	86.5	17.127	119.0	51.441	15-	19.783	79.6	14.023	90.9	16.845	120.5	50.651
5-	19.779	77.6	14.288	88.1	17.058	119.8	51.125	16-	19.536	79.5	14.043	88.1	17.003	120.1	50.582
6-	19.799	79.0	14.162	89.3	17.014	119.8	50.975	17-	19.572	79.9	13.991	87.4	17.008	118.8	50.571
7-	19.602	78.9	14.150	89.7	16.956	120.3	50.708	18-	19.507	81.0	14.210	84.9	17.336	119.0	51.053
8-	19.672	79.1	14.162	86.7	16.992	122.5	50.826	19-	20.549	79.5	14.269	89.7	17.341	117.1	52.159
9-	19.696	80.4	14.077	87.7	17.120	122.0	50.893	20-	19.726	79.4	14.225	89.5	17.072	117.9	51.023
10-	20.013	79.4	14.142	85.2	17.120	121.6	51.275	21-	19.723	79.2	14.549	83.3	17.233	119.4	51.505
11-	19.595	80.7	14.188	84.6	17.396	120.1	51.179	22-	19.547	79.7	14.139	87.2	17.259	119.6	50.945
6		William DUNLOP													
1-	75.4	15.051	83.2	17.203	124.3	58.659	12-	19.861	80.1	14.355	86.5	16.789	124.7	51.005	
2-	19.986	79.4	14.469	85.1	16.914	124.7	51.369	13-	19.577	80.2	14.164	87.6	16.773	124.5	50.514
3-	20.044	78.5	14.365	83.5	17.024	124.5	51.433	14-	19.817	80.1	14.355	87.7	16.773	125.2	50.945
4-	19.882	79.9	14.386	83.8	16.997	124.0	51.265	15-	19.730	80.5	14.180	84.9	16.858	125.4	50.768
5-	19.681	78.1	14.624	83.8	16.882	125.2	51.187	16-	19.646	79.1	14.291	84.6	16.940	124.3	50.877
6-	19.845	81.0	14.192	85.7	16.826	125.4	50.863	17-	19.589	79.5	14.096	87.7	16.802	123.4	50.487
7-	19.625	80.4	14.187	84.9	16.959	124.0	50.771	18-	19.754	79.5	14.104	85.7	16.962	123.6	50.820
8-	19.751	78.5	14.370	85.2	16.918	123.8	51.039	19-	19.721	79.0	14.308	85.4	17.340	122.2	51.369
9-	19.738	80.4	14.243	86.4	16.955	123.8	50.936	20-	19.868	79.3	14.267	87.6	17.013	122.7	51.148
10-	19.776	80.8	14.258	85.4	16.924	125.2	50.958	21-	19.732	79.8	14.630	76.5	17.265	122.9	51.627
11-	19.929	79.0	14.664	85.7	16.778	125.7	51.371	22-	19.873	78.9	14.418	83.8	17.043	122.2	51.334
7		Deane BROWN				C Colin Appleyard / Macadam Racing									
8		Brian CLARK				Banks Racing / Xpress Racewear									
1-	78.2	15.678	77.9	17.391	124.3	59.970	10-	19.880	81.0	14.386	85.2	16.925	123.1	51.191	
2-	19.769	80.9	14.416	83.5	16.886	122.9	51.071	11-	19.438	81.2	14.379	82.4	17.093	123.4	50.910
3-	20.117	79.8	14.540	81.5	17.261	122.9	51.918	12-	19.527	81.1	14.036	88.4	16.973	122.9	50.536
4-	19.796	80.5	14.316	85.1	16.960	124.5	51.072	13-	20.071	78.3	14.227	87.0	16.883	122.5	51.181
5-	19.971	79.3	14.358	85.1	16.845	125.0	51.174	14-	19.861	80.5	14.039	86.4	16.931	123.1	50.831
6-	19.766	82.2	14.114	84.9	17.030	124.5	50.910	15-	20.018	75.9	14.277	85.2	16.836	123.1	51.131

Weather / Track : Cloudy / Dry

Brands Hatch Indy
Circuit Length = 1.1986 miles
Start: 14:46 End: 15:06

MCRCB BULLETIN TK252

2010 SpeedyRetail.com British 125GP Championship & ACU Academy Cup

RACE 15 - SECTOR ANALYSIS

7-	19.960	80.8	14.419	85.2	16.954	122.5	51.333	16-	19.466	81.0	14.624	85.9	16.984	124.0	51.074
8-	20.035	77.4	14.249	84.4	17.027	124.0	51.311	17-	19.628	81.0	14.056	86.4	16.866	124.0	50.550
9-	19.533	81.3	14.239	83.8	17.085	123.1	50.857	18-	19.652	81.3	14.137	87.4	17.052	121.4	50.841
11	Tom WEEDEN C Tom Weeden Racing														
1-		62.1	15.936	79.5	18.066	122.0	1:02.389	12-	20.055	78.3	14.587	84.7	<i>17.072</i>	120.9	51.714
2-	20.635	78.2	14.902	83.8	17.524	121.8	53.061	13-	20.030	78.6	14.554	83.2	17.352	121.4	51.936
3-	20.370	77.3	15.073	80.9	17.565	119.8	53.008	14-	20.110	78.7	14.666	82.2	17.141	121.4	51.917
4-	20.505	76.8	14.497	84.6	17.270	120.7	52.272	15-	20.115	78.6	14.591	<i>85.1</i>	17.268	121.1	51.974
5-	20.000	78.0	14.542	83.5	17.086	<i>122.5</i>	51.628	16-	19.976	78.4	<i>14.439</i>	84.1	17.215	121.8	51.630
6-	20.135	71.1	15.033	81.3	17.443	120.9	52.611	17-	20.122	<i>78.9</i>	14.546	83.2	17.504	120.7	52.172
7-	20.294	73.4	14.810	81.5	17.366	120.3	52.470	18-	19.981	78.3	14.612	80.5	17.251	120.1	51.844
8-	20.038	78.6	14.683	81.0	17.444	120.9	52.165	19-	20.054	78.6	14.583	81.6	17.345	121.1	51.982
9-	<i>19.902</i>	78.7	14.896	82.2	17.305	120.5	52.103	20-	20.064	76.8	14.625	82.7	17.204	121.6	51.893
10-	20.809	75.7	14.627	81.8	17.270	120.9	52.706	21-	20.110	78.4	14.677	83.5	17.170	121.6	51.957
11-	19.913	78.0	14.539	80.5	17.272	120.3	51.724	22-	20.290	76.7	14.675	80.8	17.787	115.5	52.752
12	Edward RENDELL Dutch-2-UK / Breadline Racing														
1-		78.5	15.031	82.2	17.192	120.7	57.735	6-	19.682	79.6	14.251	82.7	17.234	<i>122.0</i>	51.167
2-	19.876	79.9	14.208	85.7	17.221	119.4	51.305	7-	19.940	<i>80.7</i>	14.046	88.1	16.978	120.9	50.964
3-	19.662	79.1	<i>13.941</i>	87.0	17.068	120.5	50.671	8-	19.749	78.8	13.967	86.7	17.094	119.8	50.810
4-	19.625	79.9	14.112	84.3	<i>16.963</i>	121.6	50.700	9-	<i>19.479</i>	80.1	14.050	<i>88.6</i>	17.004	120.9	50.533
5-	19.691	79.9	14.217	85.4	17.060	121.1	50.968								
13	Rob GUIVER SP125 / Brockwell Engineering														
1-		78.3	14.643	82.8	17.198	121.1	57.614	12-	19.571	80.6	13.917	87.2	16.968	119.6	50.456
2-	19.807	80.1	14.210	85.5	17.056	120.1	51.073	13-	19.513	80.6	13.935	88.4	16.865	120.9	50.313
3-	19.681	80.4	14.131	86.0	17.034	119.8	50.846	14-	19.581	80.0	<i>13.872</i>	<i>88.6</i>	16.913	121.6	50.366
4-	19.553	80.6	14.214	83.9	17.050	120.9	50.817	15-	19.438	80.2	14.051	87.9	16.901	122.0	50.390
5-	19.586	79.8	14.244	86.2	16.884	122.0	50.714	16-	19.435	79.6	13.953	87.9	16.927	121.6	50.315
6-	19.565	79.5	14.575	79.3	17.206	123.1	51.346	17-	19.499	80.4	13.939	<i>88.6</i>	16.882	120.9	50.320
7-	19.695	<i>81.1</i>	14.044	83.3	16.903	122.9	50.642	18-	<i>19.427</i>	80.4	14.057	85.5	16.949	120.9	50.433
8-	19.912	78.5	14.097	85.2	16.908	122.2	50.917	19-	19.587	80.6	14.058	87.9	17.037	120.5	50.682
9-	19.599	80.5	14.047	87.4	16.923	122.7	50.569	20-	19.514	79.0	14.026	87.4	16.989	120.7	50.529
10-	19.598	81.0	14.097	85.9	<i>16.849</i>	123.1	50.544	21-	19.547	80.2	14.043	85.9	16.940	120.9	50.530
11-	19.436	80.4	13.931	88.1	16.951	<i>123.6</i>	50.318	22-	19.545	80.5	14.282	83.8	17.179	118.4	51.006
14	Lee JACKSON C Team Jackson Racing														
1-		63.0	15.683	76.9	17.763	124.0	1:02.002	12-	19.952	81.0	14.705	76.6	17.440	121.1	52.097
2-	20.804	81.4	14.938	79.2	17.490	122.7	53.232	13-	20.004	80.2	14.845	78.6	17.345	122.5	52.194
3-	20.465	80.7	15.065	78.5	17.663	120.1	53.193	14-	20.638	79.9	14.760	77.0	17.437	122.7	52.835
4-	20.823	80.9	14.900	77.7	17.476	121.8	53.199	15-	20.012	80.2	14.645	80.8	17.322	122.9	51.979
5-	19.941	80.2	15.483	79.3	17.380	123.6	52.804	16-	19.939	80.7	14.783	76.7	17.484	122.2	52.206
6-	20.054	76.9	14.845	79.6	17.419	121.8	52.318	17-	<i>19.748</i>	81.7	14.805	78.6	17.371	122.7	51.924
7-	20.063	79.5	14.907	78.1	17.422	122.5	52.392	18-	19.949	80.8	14.759	79.6	17.327	122.0	52.035
8-	19.861	82.4	14.807	79.0	17.483	120.7	52.151	19-	20.153	80.0	15.113	77.9	17.485	122.0	52.751
9-	19.994	80.6	14.760	79.3	17.420	121.4	52.174	20-	19.987	81.6	14.960	<i>82.4</i>	17.175	123.6	52.122
10-	20.362	79.0	14.879	78.2	17.374	122.2	52.615	21-	20.121	79.8	<i>14.586</i>	82.1	<i>17.086</i>	<i>124.3</i>	51.793
11-	19.953	81.3	14.726	78.6	17.389	121.4	52.068	22-	19.937	<i>83.5</i>	14.600	79.9	17.319	123.1	51.856
16	Shaun HORSMAN Symitry IT														
1-		70.7	15.991	76.1	17.924	122.2	1:03.419	7-	<i>19.944</i>	77.0	<i>14.292</i>	86.2	17.178	122.0	51.414
2-	20.699	76.7	14.745	83.2	<i>17.097</i>	<i>124.3</i>	52.541	8-	20.055	76.9	14.438	83.2	17.269	122.2	51.762
3-	20.289	76.7	14.842	81.6	17.434	120.1	52.565	9-	19.995	75.3	14.303	85.5	17.113	122.9	51.411
4-	20.235	77.1	14.521	82.7	17.298	119.8	52.054	10-	20.326	76.4	14.455	85.7	17.149	123.4	51.930
5-	20.005	76.6	14.426	<i>86.4</i>	17.176	120.9	51.607	11-	20.049	<i>78.1</i>	14.336	82.2	17.165	121.1	51.550
6-	20.013	77.8	14.386	83.5	17.382	121.4	51.781	12-	20.030	75.1	14.343	81.8	17.194	121.6	51.567
17	John McPHEE C KRP/Bradley Smith Racing														
1-		73.1	14.760	78.8	17.172	121.1	58.265	12-	20.020	78.4	14.385	83.3	16.791	124.0	51.196
2-	20.170	79.7	14.398	81.6	17.095	122.7	51.663	13-	19.600	79.5	14.165	86.2	16.737	124.3	50.502
3-	19.961	79.4	14.387	84.3	16.946	122.9	51.294	14-	19.762	80.7	14.094	87.6	16.729	124.0	50.585
4-	20.293	79.5	14.731	86.2	16.743	124.3	51.767	15-	19.752	79.7	14.223	<i>88.1</i>	16.700	124.7	50.675

Weather / Track : Cloudy / Dry

Brands Hatch Indy
Circuit Length = 1.1986 miles
Start: 14:46 End: 15:06

MCRCB BULLETIN TK252

2010 SpeedyRetail.com British 125GP Championship & ACU Academy Cup

RACE 15 - SECTOR ANALYSIS

5-	19.609	79.9	14.600	83.0	16.911	124.3	51.120	16-	19.900	76.4	14.062	<i>88.1</i>	16.734	122.0	50.696
6-	19.785	80.9	14.208	85.5	16.788	<i>126.9</i>	50.781	17-	19.330	80.5	13.989	86.7	16.803	123.6	50.122
7-	19.621	<i>81.4</i>	14.224	86.5	17.007	122.0	50.852	18-	19.481	79.9	<i>13.947</i>	84.9	16.815	121.8	50.243
8-	19.700	78.7	14.418	84.1	16.877	123.8	50.995	19-	19.513	80.7	14.096	85.1	16.769	122.2	50.378
9-	19.307	80.5	14.101	86.4	16.711	122.9	50.119	20-	19.425	80.8	14.041	82.5	17.009	121.8	50.475
10-	19.914	80.5	14.481	81.9	17.212	120.3	51.607	21-	19.425	81.0	14.031	78.9	16.931	122.7	50.387
11-	19.989	79.9	14.393	83.9	16.959	121.4	51.341	22-	<i>19.276</i>	<i>81.4</i>	13.957	84.3	<i>16.683</i>	125.2	49.916

19	Michael HILL							TABOO Motorsport							
1-	73.4	16.135	72.4	18.598	121.1	1:07.844	4-	21.633	<i>77.0</i>	15.166	74.3	18.373	119.0	55.172	
2-	21.852	76.8	15.226	76.7	18.123	<i>122.0</i>	5-	21.770	74.5	15.489	73.8	18.325	119.4	55.584	
3-	<i>21.522</i>	76.4	<i>15.146</i>	<i>80.2</i>	<i>18.070</i>	121.4	54.738	6-	21.818	76.1	15.353	74.2	21.193	58.7	58.364

21	Harry STAFFORD							C RCS / BTB						
-----------	-----------------------	--	--	--	--	--	--	-------------	--	--	--	--	--	--

22	Matthew PAULO							Grant Racing						
-----------	----------------------	--	--	--	--	--	--	--------------	--	--	--	--	--	--

24	Ben BARRETT							Lowerdale Autos / SP 125 Racing							
1-	66.3	16.310	72.9	17.968	<i>122.2</i>	1:03.576	12-	20.494	78.5	14.635	80.5	17.552	117.9	52.681	
2-	20.907	78.9	15.105	77.4	17.779	120.1	53.791	13-	20.502	<i>79.1</i>	14.651	81.0	17.736	118.4	52.889
3-	20.746	76.7	14.888	78.8	17.612	119.4	53.246	14-	20.499	77.8	14.768	80.6	17.550	119.8	52.817
4-	20.421	78.7	14.730	82.1	17.628	120.1	52.779	15-	20.526	77.7	14.825	77.3	17.764	119.4	53.115
5-	20.381	78.3	15.012	80.6	17.556	121.4	52.949	16-	20.422	77.9	14.575	81.6	17.476	118.8	52.473
6-	20.302	77.1	14.684	81.9	17.511	120.3	52.497	17-	20.359	78.3	14.691	78.8	17.619	118.8	52.669
7-	20.422	77.4	14.752	81.2	17.651	117.7	52.825	18-	20.372	77.5	14.601	82.2	17.450	119.8	52.423
8-	20.342	78.3	14.599	80.5	17.425	120.5	52.366	19-	20.292	78.8	14.589	80.5	<i>17.372</i>	120.5	52.253
9-	20.346	77.8	14.691	81.2	17.479	120.1	52.516	20-	<i>20.142</i>	78.3	<i>14.499</i>	<i>84.9</i>	17.442	120.7	52.083
10-	20.672	77.7	14.584	80.3	17.432	120.9	52.688	21-	20.151	<i>79.1</i>	14.591	81.5	17.413	119.4	52.155
11-	20.424	78.0	14.570	81.2	17.587	118.4	52.581								

25	Neil DURHAM							Moto Strada							
1-	77.6	15.242	76.6	17.914	119.2	1:07.446	12-	20.696	77.8	14.554	81.9	17.526	118.1	52.776	
2-	21.018	78.9	14.830	79.5	17.815	117.7	53.663	13-	20.407	78.6	14.318	84.3	17.347	119.2	52.072
3-	20.578	77.0	14.735	82.2	17.447	119.0	52.760	14-	20.451	78.7	14.362	84.3	17.273	119.6	52.086
4-	20.863	77.0	15.424	76.5	17.901	118.6	54.188	15-	20.378	78.6	14.385	84.6	17.274	120.1	52.037
5-	20.718	77.4	14.947	81.9	17.544	119.6	53.209	16-	20.409	78.8	14.561	81.5	17.452	118.8	52.422
6-	20.547	78.7	14.598	83.0	17.644	118.6	52.789	17-	20.414	<i>79.7</i>	14.428	83.9	17.390	119.4	52.232
7-	20.539	78.9	14.592	80.0	17.588	119.0	52.719	18-	20.641	79.0	14.573	<i>84.7</i>	17.290	119.4	52.504
8-	20.606	79.5	14.513	83.6	17.464	119.0	52.583	19-	20.409	77.6	14.407	83.8	17.472	118.1	52.288
9-	20.459	79.4	<i>14.314</i>	81.8	17.376	<i>120.3</i>	52.149	20-	20.392	78.0	14.446	82.4	<i>17.261</i>	120.1	52.099
10-	20.945	79.0	14.841	79.3	17.738	116.9	53.524	21-	<i>20.224</i>	78.7	14.739	79.5	17.441	119.6	52.404
11-	20.884	78.7	14.820	79.3	17.547	118.6	53.251								

26	Richard FERGUSON							C Team Ferguson Racing							
1-	70.7	16.147	74.1	17.882	117.9	1:03.111	12-	20.630	78.3	15.400	74.2	17.687	118.8	53.717	
2-	20.754	79.6	15.425	76.2	17.951	115.9	54.130	13-	20.504	78.8	14.957	78.8	17.552	117.1	53.013
3-	21.035	79.0	15.138	79.2	17.753	118.1	53.926	14-	20.589	77.9	15.813	72.9	17.969	116.5	54.371
4-	20.889	77.8	15.131	74.8	17.923	119.8	53.943	15-	<i>20.401</i>	79.6	15.138	78.6	17.708	119.4	53.247
5-	20.743	79.8	15.169	75.6	17.507	118.4	53.419	16-	20.584	79.9	14.956	77.0	17.659	116.7	53.199
6-	20.669	77.7	15.154	77.5	17.508	118.1	53.331	17-	20.479	77.7	15.461	73.9	17.736	117.9	53.676
7-	20.447	79.4	<i>14.847</i>	77.3	<i>17.383</i>	117.5	52.677	18-	20.662	<i>80.2</i>	15.201	74.3	17.604	<i>120.1</i>	53.467
8-	20.508	78.7	14.976	<i>79.5</i>	17.508	119.0	52.992	19-	20.697	77.2	15.330	77.1	17.435	<i>120.1</i>	53.462
9-	20.881	79.7	15.247	69.6	17.706	118.6	53.834	20-	20.426	79.3	15.253	76.0	17.575	119.2	53.254
10-	20.853	79.2	14.949	77.1	17.649	117.1	53.451	21-	20.928	80.1	15.126	76.6	17.422	<i>120.1</i>	53.476
11-	20.702	78.4	15.002	74.1	17.676	118.6	53.380								

27	Catherine GREEN							CG Racing						
-----------	------------------------	--	--	--	--	--	--	-----------	--	--	--	--	--	--

Weather / Track : Cloudy / Dry

Brands Hatch Indy
Circuit Length = 1.1986 miles
Start: 14:46 End: 15:06

MCRCB BULLETIN TK252

2010 SpeedyRetail.com British 125GP Championship & ACU Academy Cup

RACE 15 - SECTOR ANALYSIS

28	Jon VINCENT					G R Formby Heavy Transport									
1-	78.6	15.530	79.6	17.397	<i>121.4</i>	59.442	12-	19.902	78.4	14.507	82.5	17.402	118.1	51.811	
2-	20.900	<i>79.8</i>	14.708	82.1	17.219	<i>121.4</i>	52.827	13-	19.910	78.7	14.704	81.5	<i>17.119</i>	119.0	51.733
3-	19.820	79.7	14.701	82.2	17.217	120.7	51.738	14-	20.068	77.6	14.585	82.2	17.150	119.6	51.803
4-	20.329	79.4	14.688	82.4	17.277	120.7	52.294	15-	19.915	77.7	14.620	83.3	17.377	119.6	51.912
5-	19.895	78.8	14.599	82.8	17.192	120.5	51.686	16-	20.065	78.7	14.714	81.5	17.356	118.8	52.135
6-	20.088	78.1	<i>14.492</i>	82.1	17.234	120.3	51.814	17-	19.802	77.1	14.753	81.0	17.302	118.8	51.857
7-	<i>19.737</i>	78.3	14.754	80.8	17.256	119.0	51.747	18-	20.121	78.6	14.611	83.2	17.235	118.4	51.967
8-	20.272	66.3	14.981	81.5	17.246	118.8	52.499	19-	19.868	78.5	14.831	79.9	17.437	119.0	52.136
9-	20.071	76.7	14.664	82.8	17.335	118.4	52.070	20-	19.779	78.4	14.780	80.3	17.330	119.0	51.889
10-	20.614	76.7	14.733	81.2	17.251	119.0	52.598	21-	19.975	78.0	14.827	<i>83.8</i>	17.243	120.9	52.045
11-	19.848	78.0	14.575	79.2	17.252	118.4	51.675	22-	19.985	78.3	15.038	80.0	17.390	119.8	52.413
29	Tarran MACKENZIE					C Grant Racing / Alan Duffus M/CS									
1-	71.8	16.466	71.4	18.505	<i>118.8</i>	1:06.096	5-	21.468	74.9	15.730	73.6	18.266	112.8	55.464	
2-	22.038	72.7	15.938	73.0	18.334	117.7	56.310	6-	21.952	72.9	15.829	74.9	17.921	117.9	55.702
3-	21.706	76.3	15.373	<i>76.0</i>	18.136	114.7	55.215	7-	21.150	77.1	15.332	72.9	17.870	114.5	54.352
4-	21.981	<i>77.3</i>	15.610	74.8	18.112	117.7	55.703	8-	<i>21.135</i>	76.0	<i>15.207</i>	74.9	<i>17.746</i>	118.6	54.088
33	Gary WINFIELD					C Oxford TAG Racing									
1-	70.5	16.410	71.7	18.866	113.6	1:05.381	11-	22.136	76.4	15.416	77.3	18.480	114.9	56.032	
2-	21.780	75.9	15.432	77.4	18.564	<i>116.7</i>	55.776	12-	21.838	76.6	15.487	76.0	18.476	114.3	55.801
3-	21.780	76.2	15.391	79.2	18.549	114.5	55.720	13-	21.681	77.8	15.262	79.9	18.253	115.5	55.196
4-	21.803	76.7	15.434	77.3	18.492	115.5	55.729	14-	21.783	77.0	15.382	80.6	18.403	115.7	55.568
5-	21.593	75.9	15.480	79.6	18.629	114.1	55.702	15-	21.678	75.4	15.284	80.0	18.403	113.9	55.365
6-	21.559	77.3	15.603	79.7	18.486	114.5	55.648	16-	21.660	76.5	15.296	77.9	18.466	116.3	55.422
7-	21.550	77.1	15.514	72.5	18.322	114.9	55.386	17-	21.551	76.3	15.704	78.8	18.575	115.3	55.830
8-	<i>21.324</i>	<i>78.6</i>	<i>15.106</i>	<i>81.2</i>	<i>18.167</i>	116.5	54.597	18-	21.893	77.0	15.424	78.6	18.565	115.5	55.882
9-	21.324	77.6	15.506	80.0	18.198	115.3	55.028	19-	21.669	77.3	15.524	78.2	18.479	114.3	55.672
10-	21.732	75.6	15.321	79.0	18.332	113.6	55.385	20-	22.071	75.9	15.765	78.1	18.448	113.9	56.284
35	Elliot LODGE					C Spike Racing									
1-	69.1	16.571	70.9	18.407	123.1	1:04.775	12-	20.677	80.3	14.721	82.1	17.440	116.7	52.838	
2-	21.096	79.4	15.240	73.8	17.677	122.2	54.013	13-	20.829	78.3	14.704	81.5	17.364	121.4	52.897
3-	20.535	79.5	15.055	81.9	17.312	122.7	52.902	14-	20.464	<i>81.6</i>	14.761	81.8	17.490	122.0	52.715
4-	20.745	79.8	14.912	78.9	17.831	122.9	53.488	15-	20.787	79.8	14.623	79.0	17.584	118.6	52.994
5-	20.368	79.4	14.983	79.0	17.439	123.1	52.790	16-	20.674	81.2	14.726	79.6	17.364	122.7	52.764
6-	20.391	79.7	14.773	82.1	17.298	120.5	52.462	17-	20.235	81.0	14.551	83.0	17.314	122.0	52.100
7-	20.343	80.4	14.753	82.2	17.243	122.2	52.339	18-	20.159	79.0	14.575	81.0	17.184	122.2	51.918
8-	20.300	80.3	14.650	80.9	17.350	122.2	52.300	19-	20.372	80.3	14.546	82.8	17.206	122.0	52.124
9-	20.267	79.8	14.687	83.3	17.184	122.2	52.138	20-	20.375	79.4	14.657	82.1	17.319	121.6	52.351
10-	20.755	79.8	14.776	81.5	17.270	122.5	52.801	21-	<i>20.148</i>	79.4	14.788	<i>83.6</i>	<i>17.040</i>	<i>123.4</i>	51.976
11-	20.289	80.5	<i>14.545</i>	81.9	17.352	121.1	52.186	22-	20.658	75.8	15.545	80.5	17.744	117.3	53.947
36	Bradley HUGHES					C Brad H Racing									
1-	72.1	16.079	72.2	19.014	119.8	1:05.716	11-	22.431	73.5	16.141	75.2	18.695	116.1	57.267	
2-	21.860	76.1	15.433	73.6	18.711	<i>120.3</i>	56.004	12-	24.162	64.9	16.271	76.5	18.691	114.5	59.124
3-	21.851	75.0	<i>15.282</i>	76.7	18.472	118.8	55.605	13-	22.807	72.2	15.591	72.3	18.687	113.9	57.085
4-	21.644	<i>76.4</i>	15.431	75.3	18.472	119.4	55.547	14-	21.989	74.2	15.959	76.7	18.982	115.5	56.930
5-	21.658	74.9	15.417	<i>78.2</i>	18.523	119.2	55.598	15-	22.066	74.5	15.760	74.9	18.852	113.7	56.678
6-	22.148	76.2	15.742	73.1	18.656	119.0	56.546	16-	22.695	71.4	15.846	70.2	19.176	110.6	57.717
7-	<i>21.587</i>	75.9	15.431	76.3	18.487	116.5	55.505	17-	23.494	71.4	16.240	71.1	19.055	114.1	58.789
8-	21.869	74.2	15.606	75.3	18.608	117.7	56.083	18-	22.892	61.9	16.032	74.2	19.134	113.6	58.058
9-	23.173	69.5	16.210	72.3	18.943	113.9	58.326	19-	22.460	73.4	15.966	75.8	<i>18.233</i>	119.4	56.659
10-	22.236	72.7	17.062	68.7	19.773	117.1	59.071	20-	22.123	72.6	16.101	72.9	19.664	110.6	57.888
46	Ross WALKER					Ross Walker Racing									
1-	64.5	16.881	68.9	18.398	<i>120.3</i>	1:04.490	12-	20.709	76.5	15.470	<i>79.3</i>	17.902	116.1	54.081	
2-	21.124	76.1	15.661	71.0	18.240	118.1	55.025	13-	20.936	69.5	15.775	77.1	18.239	114.7	54.950
3-	20.971	75.3	15.345	76.2	17.968	117.9	54.284	14-	22.456	69.9	15.495	74.7	18.096	116.7	56.047
4-	20.865	76.4	15.333	75.4	17.992	118.4	54.190	15-	21.683	63.2	15.772	77.8	18.509	118.6	55.964
5-	20.636	76.1	15.466	77.5	<i>17.798</i>	119.4	53.900	16-	20.977	77.0	15.228	72.3	18.066	115.7	54.271

Weather / Track : Cloudy / Dry

Brands Hatch Indy
Circuit Length = 1.1986 miles
Start: 14:46 End: 15:06

MCRCB BULLETIN TK252

2010 SpeedyRetail.com British 125GP Championship & ACU Academy Cup

RACE 15 - SECTOR ANALYSIS

6-	20.518	77.2	15.250	76.7	17.914	117.7	53.682	17-	21.007	76.5	15.477	76.5	18.015	114.5	54.499
7-	<i>20.439</i>	<i>78.2</i>	<i>15.216</i>	77.9	17.801	117.1	53.456	18-	20.871	72.7	15.806	75.3	18.160	115.3	54.837
8-	20.568	78.1	15.356	77.7	17.809	117.9	53.733	19-	20.945	75.7	15.518	74.1	18.001	115.3	54.464
9-	20.591	75.5	15.505	76.0	17.871	117.5	53.967	20-	20.780	77.3	15.502	76.1	17.879	116.5	54.161
10-	21.346	75.7	15.576	76.5	17.969	116.7	54.891	21-	20.697	76.6	15.555	76.6	17.917	116.1	54.169
11-	20.788	74.9	15.239	79.2	17.912	115.5	53.939								

51	Sam SHORROCK	Semms Fabrications													
-----------	---------------------	--------------------	--	--	--	--	--	--	--	--	--	--	--	--	--

52	Danny KENT	C Team Aztec GP													
1-	77.5	14.956	78.1	17.276	120.1	59.025	12-	19.844	81.6	14.338	87.2	16.831	122.7	51.013	
2-	20.304	78.2	14.306	85.2	17.095	119.4	51.705	13-	19.580	80.7	14.091	87.2	16.939	121.1	50.610
3-	20.077	80.1	14.089	86.9	17.020	122.2	51.186	14-	19.680	80.5	14.196	89.1	16.844	121.8	50.720
4-	19.724	80.9	14.372	85.5	16.873	<i>123.4</i>	50.969	15-	19.714	80.9	14.095	88.4	16.883	122.2	50.692
5-	19.603	78.9	14.346	85.1	16.965	122.9	50.914	16-	19.535	81.6	14.341	88.8	16.908		50.784
6-	19.737	81.4	14.133	87.6	16.936	123.1	50.806	17-	19.611	82.1	14.116	87.2	16.848	121.6	50.575
7-	19.529	81.6	14.178	86.9	16.937	119.8	50.644	18-	19.565	81.4	<i>13.962</i>	88.2	<i>16.783</i>	123.1	50.310
8-	19.776	80.7	14.328	88.1	16.808	121.8	50.912	19-	<i>19.472</i>	82.1	14.112	83.6	16.820	122.7	50.404
9-	19.614	<i>82.3</i>	14.141	88.1	16.918	121.4	50.673	20-	19.598	83.2	14.226	84.1	17.020	122.0	50.844
10-	19.672	81.8	14.535	78.5	17.183	120.3	51.390	21-	19.682	81.2	14.158	<i>89.3</i>	16.809	121.4	50.649
11-	19.994	79.0	14.320	84.7	17.092		51.406	22-	19.563	78.6	14.398	83.8	17.377	121.1	51.338

57	Simon LOW	Team Shop4bikers / Dutch-2-UK R'g													
1-	73.0	15.298	78.4	17.427	<i>123.1</i>	1:00.325	12-	20.396	75.9	14.629	81.0	17.547	118.1	52.572	
2-	20.302	<i>77.8</i>	14.662	80.6	17.360	120.5	52.324	13-	20.322	76.8	14.645	80.8	17.497	118.8	52.464
3-	20.318	77.0	14.507	82.1	17.289	120.1	52.114	14-	20.829	75.1	14.700	82.4	17.453	119.0	52.982
4-	20.305	76.7	14.751	76.6	17.514	119.4	52.570	15-	20.480	76.3	15.132	81.9	17.356	120.3	52.968
5-	20.399	76.5	14.799	81.6	17.375	119.6	52.573	16-	20.429	77.1	14.552	83.3	17.425	119.4	52.406
6-	20.443	76.5	14.501	83.5	17.426	122.2	52.370	17-	<i>20.178</i>	76.6	14.687	80.2	17.523	119.6	52.388
7-	20.306	77.0	14.559	<i>85.7</i>	17.429	120.7	52.294	18-	20.592	76.2	15.047	79.6	17.898	118.8	53.537
8-	20.253	76.2	14.839	82.8	17.318	118.4	52.410	19-	20.871	76.6	15.047	77.4	17.705	121.4	53.623
9-	20.226	77.3	<i>14.434</i>	83.6	17.429	119.8	52.089	20-	20.347	77.1	14.552	84.7	17.364	119.8	52.263
10-	20.572	76.1	14.598	83.5	<i>17.272</i>	120.5	52.442	21-	20.524	76.5	14.666	83.6	17.353	119.8	52.543
11-	20.186	76.9	14.485	82.8	17.494	118.6	52.165	22-	20.682	77.1	14.820	81.2	17.670	117.9	53.172

66	Kasey WYATT	C Team Repli-Cast UK Racing													
1-	64.0	16.542	72.7	18.185	117.9	1:04.375	12-	20.514	77.9	14.709	79.6	17.550	118.1	52.773	
2-	20.544	79.0	14.980	77.9	17.617	120.7	53.141	13-	20.389	79.5	14.672	82.2	17.615	114.1	52.676
3-	20.979	78.7	15.073	80.5	17.898	117.7	53.950	14-	20.406	<i>78.7</i>	14.852	81.0	17.455	120.3	52.713
4-	20.367	79.9	14.953	80.0	17.597	116.5	52.917	15-	20.585	<i>80.0</i>	14.859	78.6	17.642	120.1	53.086
5-	20.471	79.3	15.200	79.5	17.521	118.1	53.192	16-	20.598	78.3	14.677	81.9	17.624	115.9	52.899
6-	20.269	79.0	14.837	80.3	17.410	117.5	52.516	17-	20.564	77.2	14.806	80.8	17.446	117.7	52.816
7-	20.290	79.4	14.742	83.0	17.420	117.9	52.452	18-	20.253	77.6	14.751	81.2	17.433	117.3	52.437
8-	<i>20.111</i>	78.9	14.699	83.0	17.435	118.6	52.245	19-	20.608	76.6	14.757	81.6	17.448	117.9	52.813
9-	20.139	79.5	14.794	<i>83.6</i>	17.417	118.1	52.350	20-	20.305	78.4	14.939	80.9	17.386	117.1	52.630
10-	20.337	78.9	14.711	82.8	<i>17.251</i>	<i>121.4</i>	52.299	21-	20.315	78.6	14.858	83.5	17.521	115.9	52.694
11-	20.538	79.4	<i>14.617</i>	81.3	17.578	119.0	52.733								

69	Joshua HARLAND	C Josh Harland Racing													
1-	70.0	15.572	77.0	17.849	116.7	1:01.908	12-	20.382	77.8	14.791	79.7	17.720	114.1	52.893	
2-	20.488	78.0	14.946	76.3	17.961	110.6	53.395	13-	20.650	78.8	14.593	79.5	17.579	117.9	52.822
3-	20.630	76.7	15.353	76.3	17.746	116.9	53.729	14-	20.427	<i>78.0</i>	14.832	79.5	17.560	117.5	52.819
4-	20.462	76.8	15.017	77.5	17.723	115.9	53.202	15-	20.498	<i>79.2</i>	14.786	78.2	17.699	<i>118.4</i>	52.983
5-	20.233	77.8	14.916	78.9	17.625	117.3	52.774	16-	20.496	77.1	14.789	79.2	17.580	115.5	52.865
6-	20.197	78.4	<i>14.561</i>	78.8	17.652	115.7	52.410	17-	20.627	78.7	14.761	78.6	<i>17.510</i>	117.9	52.898
7-	20.413	77.3	14.738	78.8	17.678	115.1	52.829	18-	20.236	77.4	14.777	77.3	17.598	116.7	52.611
8-	20.187	78.4	14.764	78.5	17.751	114.3	52.702	19-	20.516	76.8	14.754	79.2	17.633	116.3	52.903
9-	20.633	76.8	14.800	<i>80.5</i>	17.683	114.9	53.116	20-	20.332	77.9	14.740	77.7	17.667	115.9	52.739
10-	20.500	78.2	14.630	78.5	17.826	115.9	52.956	21-	<i>20.168</i>	78.1	14.883	77.9	17.659	111.1	52.710
11-	20.728	78.1	14.630	79.5	17.647	116.3	53.005								

Weather / Track : Cloudy / Dry

Brands Hatch Indy
Circuit Length = 1.1986 miles
Start: 14:46 End: 15:06

MCRCB BULLETIN TK252

2010 SpeedyRetail.com British 125GP Championship & ACU Academy Cup

RACE 15 - SECTOR ANALYSIS

71	Andrew REID	C Team Aztec GP												
1-	59.3	15.639	75.8	17.732	<i>122.7</i>	1:02.172	12-	20.190	79.0	14.390	87.4	17.338	117.9	51.918
2-	21.006	77.0	15.355	86.0	17.331	120.9	13-	20.231	78.1	14.551	87.9	17.379	118.1	52.161
3-	20.531	77.5	14.847	80.3	17.552	120.7	14-	20.312	77.1	14.356	86.7	<i>17.177</i>	121.4	51.839
4-	20.541	77.8	14.812	81.9	17.455	118.8	15-	20.070	79.6	14.694	87.9	17.295	120.9	52.059
5-	21.260	52.7	16.010	81.3	17.563	121.8	16-	19.983	79.6	14.631	82.5	17.469	120.7	52.083
6-	20.411	78.7	14.619	86.0	17.420	121.1	17-	<i>19.845</i>	79.8	14.678	80.6	17.504	120.1	52.027
7-	20.526	78.1	14.691	81.3	17.570	119.0	18-	20.365	78.9	14.333	<i>89.3</i>	17.313	120.7	52.011
8-	19.958	<i>80.1</i>	14.492	85.5	17.329	119.6	19-	20.345	77.7	14.794	76.6	17.650	121.8	52.789
9-	19.929	78.3	14.453	85.9	17.319	119.2	20-	19.967	78.3	14.402	85.9	17.261	118.6	51.630
10-	20.464	78.7	<i>14.232</i>	<i>89.3</i>	17.476	118.8	21-	20.126	78.8	14.386	84.7	17.299	119.0	51.811
11-	20.456	77.3	14.473	88.9	17.268	117.7	22-	19.897	77.7	14.352	85.7	17.330	119.4	51.579

76	Charlie KING	C Phil Allen Racing												
1-	65.4	15.916	75.8	18.149	<i>117.7</i>	1:03.505	12-	20.694	76.3	15.116	76.0	17.785	<i>117.7</i>	53.595
2-	20.779	77.0	15.163	78.2	17.774	116.5	13-	20.458	77.0	14.926	80.3	17.775	116.7	53.159
3-	20.599	76.6	15.311	77.7	17.948	115.3	14-	20.365	76.8	15.212	79.5	17.723	116.3	53.300
4-	20.499	77.0	15.004	78.8	17.823	114.9	15-	20.418	77.1	15.145	80.5	17.823	115.1	53.386
5-	<i>20.320</i>	76.6	15.464	78.6	17.856	116.1	16-	20.574	77.3	<i>14.772</i>	<i>82.5</i>	17.728	113.9	53.074
6-	20.490	76.4	14.964	80.3	17.729	115.5	17-	20.781	75.6	15.013	78.6	17.940	114.5	53.730
7-	20.325	<i>77.8</i>	14.988	80.0	17.853	114.7	18-	20.607	75.9	15.133	80.3	17.675	114.7	53.415
8-	20.417	77.3	14.991	79.6	17.786	115.3	19-	20.402	76.8	14.973	79.0	17.817	114.5	53.192
9-	20.659	77.0	15.138	78.1	17.785	115.3	20-	20.415	77.1	15.666	79.2	17.777	114.3	53.858
10-	20.799	75.9	14.991	76.3	18.077	113.9	21-	20.778	77.0	15.277	77.3	18.030	114.7	54.085
11-	20.702	76.9	15.133	77.8	<i>17.671</i>	117.1								

77	Taylor MACKENZIE	KRP Node 4 MMCG									
-----------	-------------------------	------------------------	--	--	--	--	--	--	--	--	--

80	Dakota MAMOLA	C KRP / Monster												
1-	80.8	14.889	82.4	17.103	123.6	58.011	12-	19.757	81.0	14.019	89.3	16.775	121.6	50.551
2-	20.055	81.5	14.610	82.4	17.001	123.4	13-	19.786	80.7	13.989	90.0	16.925	121.1	50.700
3-	20.048		14.322	85.9	16.901	123.1	14-	19.948	80.7	14.049	87.4	16.906	122.7	50.903
4-	20.076	81.9	14.151	86.0	16.878	125.0	15-	19.690	78.5	14.033	89.8	16.778	123.8	50.501
5-	19.714	<i>82.4</i>	14.038	88.6	17.022	122.2	16-	19.778	81.9	14.140	87.9	16.700	123.6	50.618
6-	19.840	81.9	14.206	86.4	17.042	122.0	17-	<i>19.684</i>	82.1	14.032	89.3	16.766	122.5	50.482
7-	19.891	81.7	14.079	89.5	17.092	122.5	18-	19.939	80.6	<i>13.955</i>	86.4	<i>16.658</i>	<i>125.9</i>	50.552
8-	19.890	79.8	14.143	88.1	16.883	123.6	19-	19.695	81.6	14.023	87.7	16.758	123.6	50.476
9-	19.715	81.7	14.049	<i>91.1</i>	16.814	125.0	20-	19.838	80.6	14.108	89.3	16.925	120.9	50.871
10-	19.901	81.7	14.710	80.6	17.095	122.5	21-	19.827	81.4	14.024	89.1	16.874	122.9	50.725
11-	20.150	77.8	14.107	87.7	17.159	122.9								

89	Fraser ROGERS	C KRP / Racing Steps Foundations												
1-	79.5	14.834	80.2	17.004	122.7	57.703	12-	19.796	<i>81.8</i>	14.043	<i>84.4</i>	16.726	124.0	50.565
2-	20.180	79.7	14.206	81.5	16.994	126.4	13-	19.774	81.2	13.993	<i>84.4</i>	<i>16.720</i>	125.0	50.487
3-	19.910	80.3	14.054	82.5	16.770	<i>126.9</i>	14-	19.778	81.0	14.054	83.0	16.832	125.7	50.664
4-	19.683	80.8	14.134	82.5	16.805	124.3	15-	19.782	81.1	14.125	83.2	16.893	125.4	50.800
5-	19.827	80.7	14.206	83.0	16.756	125.7	16-	19.817	80.3	14.082	83.8	16.971	125.0	50.870
6-	19.604	80.8	14.267	78.8	16.985	125.0	17-	19.827	80.0	14.173	81.9	17.003	124.0	51.003
7-	19.678	80.1	14.133	82.1	16.940	123.8	18-	19.859	79.7	14.188	81.3	16.902	124.7	50.949
8-	19.821	79.3	14.125	81.0	16.969	123.6	19-	19.774	81.7	14.354	82.1	16.942	124.5	51.070
9-	19.628	80.3	14.036	83.9	16.764	124.7	20-	19.814	79.6	14.070	83.5	16.820	124.0	50.704
10-	19.798	80.7	14.071	82.2	16.754	125.2	21-	19.732	80.2	14.126	83.3	16.836	125.0	50.694
11-	<i>19.567</i>	80.6	<i>13.907</i>	83.9	17.005	124.0	22-	19.595	80.4	14.278	82.5	16.817	122.0	50.690

91	Ian STANFORD	I Stanford Racing									
-----------	---------------------	--------------------------	--	--	--	--	--	--	--	--	--

94	Sam HORNSEY	C Team Repli-Cast UK Racing												
1-	<i>81.4</i>	16.112	78.1	17.605	121.1	1:00.899	12-	19.979	80.7	<i>14.354</i>	<i>84.6</i>	17.169	121.1	51.502
2-	20.297	79.8	14.742	81.0	17.424	120.5	13-	20.113	79.5	14.901	80.6	17.325	118.6	52.339
3-	20.307	79.6	14.602	81.0	17.381	119.2	14-	20.186	79.0	14.862	82.8	17.393	118.8	52.441

Weather / Track : Cloudy / Dry

Brands Hatch Indy
Circuit Length = 1.1986 miles
Start: 14:46 End: 15:06

MCRCB BULLETIN TK252

2010 SpeedyRetail.com British 125GP Championship & ACU Academy Cup

RACE 15 - SECTOR ANALYSIS

4 -	20.268	78.7	14.652	81.2	17.420	119.0	52.340	15 -	20.208	80.2	14.630	82.2	17.355	116.3	52.193																
5 -	20.084	79.4	14.753	81.3	17.240	<i>121.4</i>	52.077	16 -	19.983	79.5	14.388	83.3	17.205	119.0	51.576																
6 -	20.116	79.4	14.546	82.7	17.436	119.2	52.098	17 -	20.105	78.5	14.787	82.4	17.344	118.1	52.236																
7 -	20.182	78.7	14.593	81.9	17.480	118.4	52.255	18 -	20.008	79.8	14.576	83.2	17.294	117.1	51.878																
8 -	20.081	80.2	14.535	81.0	17.425	117.7	52.041	19 -	20.107	79.1	14.558	81.6	17.322	118.4	51.987																
9 -	19.953	79.4	14.534	80.5	17.364	117.5	51.851	20 -	20.017	79.3	14.622	82.1	17.402	118.4	52.041																
10 -	20.235	78.7	14.484	83.3	17.339	117.9	52.058	21 -	20.111	78.7	14.640	81.9	17.384	116.9	52.135																
11 -	<i>19.924</i>	80.0	14.829	82.1	<i>17.106</i>	119.0	51.859	22 -	20.153	79.6	14.798	81.3	17.549	116.7	52.500																
98	Wayne RYAN															C	KRP / Racing Steps Foundations														
1 -		78.9	15.208	77.7	17.076	127.6	59.311	12 -	19.642	79.5	<i>14.017</i>	<i>84.7</i>	16.882	126.1	50.541																
2 -	20.705	82.7	14.303	80.6	16.972	127.6	51.980	13 -	20.190	79.7	14.113	83.0	17.008	125.9	51.311																
3 -	20.047	82.5	14.215	80.2	16.875	127.8	51.137	14 -	19.847	82.1	14.017	83.0	16.973	126.1	50.837																
4 -	20.076	82.6	14.247	82.4	16.898	128.3	51.221	15 -	19.644	82.4	14.074	84.6	16.866	127.3	50.584																
5 -	19.903	83.0	14.274	81.9	16.949	128.3	51.126	16 -	19.692	81.8	14.064	83.2	17.018	127.6	50.774																
6 -	20.023	82.8	14.166	82.7	17.106	<i>129.6</i>	51.295	17 -	19.736	80.8	14.042	84.1	17.124	125.7	50.902																
7 -	19.853	81.6	14.266	81.6	17.043	126.4	51.162	18 -	19.843	81.4	14.244	82.8	17.143	125.2	51.230																
8 -	20.098	78.2	14.169	81.2	16.926	126.6	51.193	19 -	<i>19.640</i>	82.3	14.099	82.5	16.822	127.6	50.561																
9 -	19.705	80.8	14.085	82.5	16.970	126.6	50.760	20 -	19.873	81.8	14.196	83.2	16.853	126.1	50.922																
10 -	19.844	81.8	14.266	83.8	16.980	127.1	51.090	21 -	19.721	<i>83.5</i>	14.252	82.5	16.933	127.1	50.906																
11 -	19.762	81.9	14.303	80.9	17.017	126.6	51.082	22 -	20.174	82.5	14.136	82.5	<i>16.807</i>	127.8	51.117																

Weather / Track : Cloudy / Dry

Brands Hatch Indy
Circuit Length = 1.1986 miles
Start: 14:46 End: 15:06

MCRCB BULLETIN TK253**2010 SpeedyRetail.com British 125GP Championship & ACU Academy Cup****RACE 15 - SPEED TRAPS**

SECTOR 1				SECTOR 2			FINISH LINE			
POS	NO	NAME	MPH	NO	NAME	MPH	NO	NAME	MPH	
1	14	Lee JACKSON	83.5	80	Dakota MAMOLA	91.1	98	Wayne RYAN	129.6	
2	98	Wayne RYAN	83.5	4	Philip WAKEFIELD	90.9	1	James LODGE	127.3	
3	52	Danny KENT	83.3	52	Danny KENT	89.3	17	John McPHEE	126.9	
4	80	Dakota MAMOLA	82.4	71	Andrew REID	89.3	89	Fraser ROGERS	126.9	
5	8	Brian CLARK	82.2	1	James LODGE	88.9	80	Dakota MAMOLA	125.9	
6	89	Fraser ROGERS	81.8	12	Edward RENDELL	88.6	6	William DUNLOP	125.7	
7	1	James LODGE	81.7	13	Rob GUIVER	88.6	8	Brian CLARK	125.0	
8	35	Elliot LODGE	81.6	8	Brian CLARK	88.4	3	James FORD	124.3	
9	17	John McPHEE	81.4	17	John McPHEE	88.1	14	Lee JACKSON	124.3	
10	94	Sam HORNSEY	81.4	3	James FORD	87.9	16	Shaun HORSMAN	124.3	
11	13	Rob GUIVER	81.1	6	William DUNLOP	87.7	13	Rob GUIVER	123.6	
12	4	Philip WAKEFIELD	81.0	16	Shaun HORSMAN	86.4	35	Elliot LODGE	123.4	
13	6	William DUNLOP	81.0	57	Simon LOW	85.7	52	Danny KENT	123.4	
14	12	Edward RENDELL	80.7	11	Tom WEEDEN	85.1	57	Simon LOW	123.1	
15	26	Richard FERGUSON	80.2	24	Ben BARRETT	84.9	71	Andrew REID	122.7	
16	71	Andrew REID	80.1	25	Neil DURHAM	84.7	4	Philip WAKEFIELD	122.5	
17	66	Kasey WYATT	80.0	98	Wayne RYAN	84.7	11	Tom WEEDEN	122.5	
18	28	Jon VINCENT	79.8	94	Sam HORNSEY	84.6	24	Ben BARRETT	122.2	
19	25	Neil DURHAM	79.7	89	Fraser ROGERS	84.4	12	Edward RENDELL	122.0	
20	69	Joshua HARLAND	79.2	28	Jon VINCENT	83.8	19	Michael HILL	122.0	
21	24	Ben BARRETT	79.1	35	Elliot LODGE	83.6	28	Jon VINCENT	121.4	
22	3	James FORD	79.0	66	Kasey WYATT	83.6	66	Kasey WYATT	121.4	
23	11	Tom WEEDEN	78.9	76	Charlie KING	82.5	94	Sam HORNSEY	121.4	
24	33	Gary WINFIELD	78.6	14	Lee JACKSON	82.4	25	Neil DURHAM	120.3	
25	46	Ross WALKER	78.2	33	Gary WINFIELD	81.2	36	Bradley HUGHES	120.3	
26	16	Shaun HORSMAN	78.1	69	Joshua HARLAND	80.5	46	Ross WALKER	120.3	
27	57	Simon LOW	77.8	19	Michael HILL	80.2	26	Richard FERGUSON	120.1	
28	76	Charlie KING	77.8	26	Richard FERGUSON	79.5	29	Tarran MACKENZIE	118.8	
29	29	Tarran MACKENZIE	77.3	46	Ross WALKER	79.3	69	Joshua HARLAND	118.4	
30	19	Michael HILL	77.0	36	Bradley HUGHES	78.2	76	Charlie KING	117.7	
31	36	Bradley HUGHES	76.4	29	Tarran MACKENZIE	76.0	33	Gary WINFIELD	116.7	

Weather / Track : Cloudy / Dry

Brands Hatch Indy
Circuit Length = 1.1986 miles
Start: 14:46 End: 15:06

MCRCB BULLETIN TK254

2010 SpeedyRetail.com British 125GP Championship & ACU Academy Cup

RACE 15 - BEST SECTOR TIMES

SECTOR 1			SECTOR 2			SECTOR 3			IDEAL / BEST COMPARISON						
POS	NO	NAME	TIME	NO	NAME	TIME	NO	NAME	TIME	POS	NO	NAME	IDEAL	BEST	DIFF
1	1	LODGE	19.236	1	LODGE	13.816	80	MAMOLA	16.658	1	1	LODGE	49.729	49.729	0.000
2	17	McPHEE	19.276	13	GUIVER	13.872	1	LODGE	16.677	2	17	McPHEE	49.906	49.916	0.010
3	13	GUIVER	19.427	89	ROGERS	13.907	17	McPHEE	16.683	3	13	GUIVER	50.148	50.313	0.165
4	8	CLARK	19.438	12	RENDELL	13.941	89	ROGERS	16.720	4	89	ROGERS	50.194	50.428	0.234
5	52	KENT	19.472	17	McPHEE	13.947	6	DUNLOP	16.773	5	52	KENT	50.217	50.310	0.093
6	12	RENDELL	19.479	3	FORD	13.955	52	KENT	16.783	6	80	MAMOLA	50.297	50.476	0.179
7	4	WAKEFIELD	19.507	80	MAMOLA	13.955	98	RYAN	16.807	7	8	CLARK	50.310	50.536	0.226
8	3	FORD	19.533	52	KENT	13.962	4	WAKEFIELD	16.828	8	4	WAKEFIELD	50.326	50.403	0.077
9	89	ROGERS	19.567	4	WAKEFIELD	13.991	8	CLARK	16.836	9	12	RENDELL	50.383	50.533	0.150
10	6	DUNLOP	19.577	98	RYAN	14.017	13	GUIVER	16.849	10	3	FORD	50.388	50.631	0.243
11	98	RYAN	19.640	8	CLARK	14.036	3	FORD	16.900	11	6	DUNLOP	50.446	50.487	0.041
12	80	MAMOLA	19.684	6	DUNLOP	14.096	12	RENDELL	16.963	12	98	RYAN	50.464	50.541	0.077
13	28	VINCENT	19.737	71	REID	14.232	35	LODGE	17.040	13	71	REID	51.248	51.579	0.331
14	14	JACKSON	19.748	16	HORSMAN	14.292	11	WEEDEN	17.072	14	16	HORSMAN	51.333	51.411	0.078
15	71	REID	19.845	25	DURHAM	14.314	14	JACKSON	17.086	15	28	VINCENT	51.348	51.675	0.327
16	11	WEEDEN	19.902	94	HORNSEY	14.354	16	HORSMAN	17.097	16	94	HORNSEY	51.384	51.502	0.118
17	94	HORNSEY	19.924	57	LOW	14.434	94	HORNSEY	17.106	17	11	WEEDEN	51.413	51.628	0.215
18	16	HORSMAN	19.944	11	WEEDEN	14.439	28	VINCENT	17.119	18	14	JACKSON	51.420	51.793	0.373
19	66	WYATT	20.111	28	VINCENT	14.492	71	REID	17.171	19	35	LODGE	51.733	51.918	0.185
20	24	BARRETT	20.142	24	BARRETT	14.499	66	WYATT	17.251	20	25	DURHAM	51.799	52.037	0.238
21	35	LODGE	20.148	35	LODGE	14.545	25	DURHAM	17.261	21	57	LOW	51.884	52.089	0.205
22	69	HARLAND	20.168	69	HARLAND	14.561	57	LOW	17.272	22	66	WYATT	51.979	52.245	0.266
23	57	LOW	20.178	14	JACKSON	14.586	24	BARRETT	17.372	23	24	BARRETT	52.013	52.083	0.070
24	25	DURHAM	20.224	66	WYATT	14.617	26	FERGUSON	17.383	24	69	HARLAND	52.239	52.410	0.171
25	76	KING	20.320	76	KING	14.772	69	HARLAND	17.510	25	26	FERGUSON	52.631	52.677	0.046
26	26	FERGUSON	20.401	26	FERGUSON	14.847	76	KING	17.671	26	76	KING	52.763	53.074	0.311
27	46	WALKER	20.439	33	WINFIELD	15.106	29	MACKENZIE	17.746	27	46	WALKER	53.453	53.456	0.003
28	29	MACKENZIE	21.135	19	HILL	15.146	46	WALKER	17.798	28	29	MACKENZIE	54.088	54.088	0.000
29	33	WINFIELD	21.324	29	MACKENZIE	15.207	19	HILL	18.070	29	33	WINFIELD	54.597	54.597	0.000
30	19	HILL	21.522	46	WALKER	15.216	33	WINFIELD	18.167	30	19	HILL	54.738	54.738	0.000
31	36	HUGHES	21.587	36	HUGHES	15.282	36	HUGHES	18.233	31	36	HUGHES	55.102	55.505	0.403

Perfect Lap	49.710
-------------	--------

Weather / Track : Cloudy / Dry

Brands Hatch Indy
Circuit Length = 1.1986 miles
Start: 14:46 End: 15:06

