



BRITISH 125GP

Round 7
.....7

2010



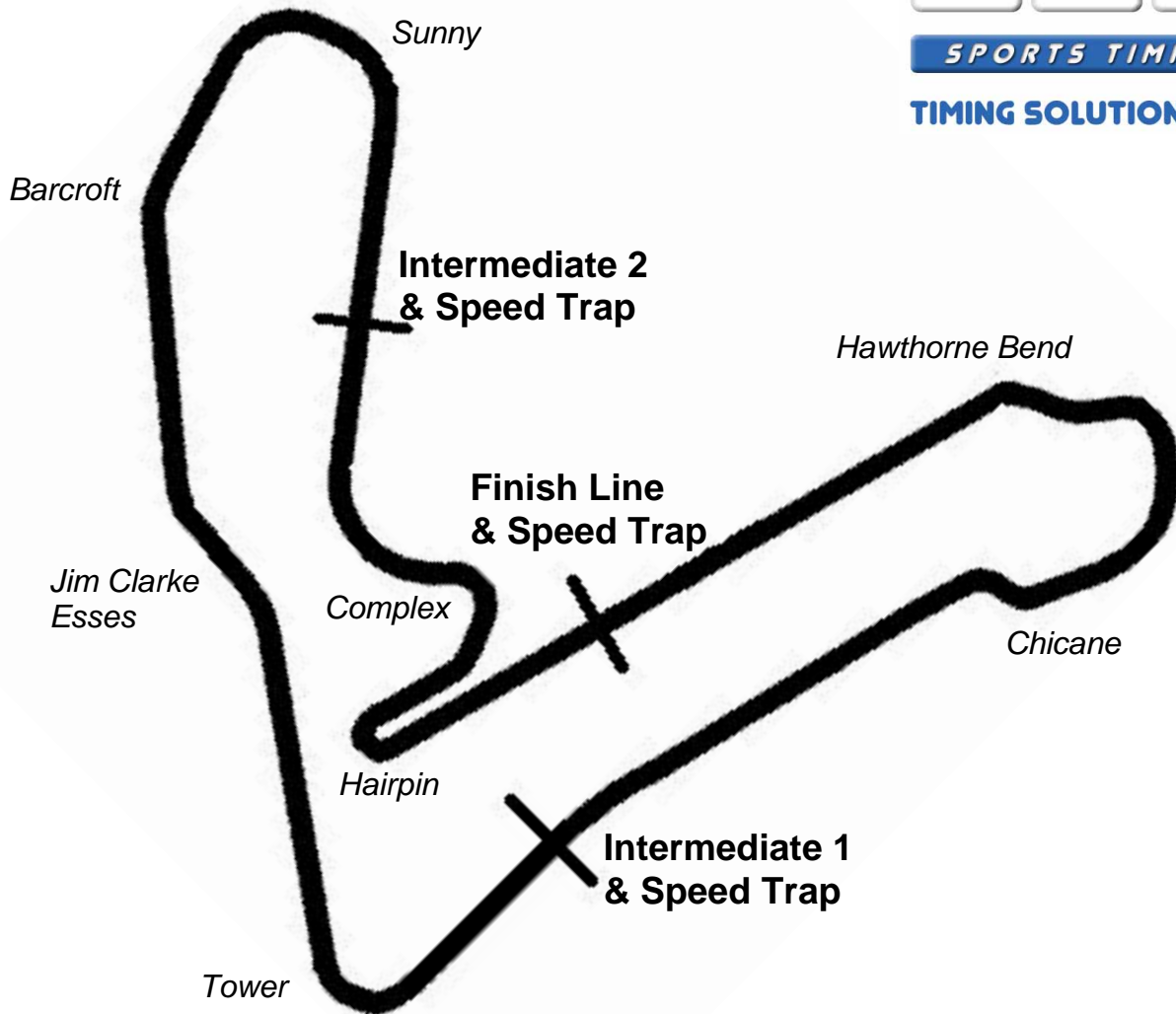
Results Provided by Timing Solutions Ltd
www.tsl-timing.com

CROFT



SPORTS TIMING

TIMING SOLUTIONS LTD



Circuit Length: 2.1250 miles / 3419.9 metres
 Intermediate 1: 1088 metres
 Intermediate 2: 2562 metres
 Pit In: 3280 metres
 Pit Out: 126 metres after Finish Line

Lap Records		Best Sector Information					
		Sector 1	S1 Trap (mph)	Sector 2	S2 Trap (mph)	Sector 3	F/L Trap (mph)
Superbike	1:19.695	23.608	161.7	33.080	131.5	22.075	144.9
Supersport	1:22.166	24.512	148.8	34.128	124.0	22.648	131.1
Superstock 1000	1:22.914	24.880	156.1	34.601	125.7	23.048	136.1
Superstock 600	1:25.187	25.640	143.1	35.496	118.6	23.519	129.6
125GP	1:26.613	26.524	125.9	35.874	107.8	24.038	107.4

2010 SpeedyRetail.com British 125GP Championship & ACU Academy Cup

FREE PRACTICE 1 - CLASSIFICATION

POS	NO	CL	NAME	ENTRY	TIME	ON	LAPS	GAP	DIFF	MPH
1	28		Jon VINCENT	Honda - G R Formby Heavy Transport	1:32.402	8	9			82.79
2	10		Peter SUTHERLAND	Honda - Team Repli-Cast UK Racing	1:32.529	9	11	0.127	0.127	82.67
3	1		James LODGE	Honda - RS Racing / Earnshaws M'cycles	1:32.659	5	6	0.257	0.130	82.56
4	3		James FORD	Honda - E3 Motorsport	1:32.682	10	10	0.280	0.023	82.54
5	13		Rob GUIVER	Honda - SP125 / Brookhouse Garage Racing	1:32.755	10	12	0.353	0.073	82.47
6	98	C	Wayne RYAN	Honda - KRP / Racing Steps Foundations	1:33.098	12	12	0.696	0.343	82.17
7	14	C	Lee JACKSON	Honda - Team Jackson Racing	1:33.363	11	11	0.961	0.265	81.93
8	99	C	Kyle RYDE	Honda - Kyle Ryde Racing	1:33.408	11	12	1.006	0.045	81.89
9	2		Nigel PERCY	Honda - Team Repli-Cast UK Racing	1:33.461	11	11	1.059	0.053	81.85
10	89	C	Fraser ROGERS	Honda - KRP / Racing Steps Foundations	1:33.558	12	12	1.156	0.097	81.76
11	71	C	Andrew REID	Honda - Team Aztec GP	1:33.585	8	11	1.183	0.027	81.74
12	94	C	Sam HORNSEY	Honda - KRP / Bradley Smith Racing	1:33.838	11	11	1.436	0.253	81.52
13	12		Edward RENDELL	Honda - Banks Racing / Breadline Racing	1:33.856	11	12	1.454	0.018	81.50
14	17	C	John McPHEE	Honda - KRP/Bradley Smith Racing	1:34.717	6	9	2.315	0.861	80.76
15	24		Ben BARRETT	Honda - Lowerdale Autos / SP 125 Racing	1:35.195	12	12	2.793	0.478	80.36
16	11	C	Tom WEEDEN	Honda - Tom Weeden Racing	1:35.206	12	12	2.804	0.011	80.35
17	80	C	Dakota MAMOLA	Honda - KRP / Monster Energy	1:35.345	6	6	2.943	0.139	80.23
18	27		Catherine GREEN	Honda - CG Racing	1:35.684	8	11	3.282	0.339	79.95
19	7	C	Deane BROWN	Honda - Colin Appleyard / Macadam Racing	1:35.701	3	6	3.299	0.017	79.93
20	22		Matthew PAULO	Honda - Grant Racing	1:35.817	8	11	3.415	0.116	79.84
21	26	C	Richard FERGUSON	Honda - Team Ferguson Racing	1:36.369	11	12	3.967	0.552	79.38
22	88		Dan MORETON	Honda - SGR Racing	1:36.805	10	10	4.403	0.436	79.02
23	69	C	Joshua HARLAND	Honda - Josh Harland Racing	1:37.005	10	11	4.603	0.200	78.86
24	34		Arnie SHELTON	Honda - Shelton Racing	1:37.211	11	12	4.809	0.206	78.69
25	32	C	Stuart WILSON	Honda - Wilson Racing	1:37.424	10	11	5.022	0.213	78.52
26	91		Ian STANFORD	Honda - I Stanford Racing	1:37.461	10	10	5.059	0.037	78.49
27	33	C	Gary WINFIELD	Honda - Oxford TAG Racing	1:37.708	12	12	5.306	0.247	78.29
28	35	C	Elliot LODGE	Honda - Spike Racing	1:37.826	6	10	5.424	0.118	78.20
29	25		Neil DURHAM	Aprilia - Moto Strada	1:37.857	10	12	5.455	0.031	78.17
30	29	C	Tarran MACKENZIE	Honda - Grant Racing / Alan Duffus M/CS	1:38.114	10	12	5.712	0.257	77.97
31	21	C	Harry STAFFORD	Honda - Team Aztec GP	1:40.102	5	6	7.700	1.988	76.42
32	16		Shaun HORSMAN	Honda - Symity IT	1:40.115	2	4	7.713	0.013	76.41
33	44	C	Matthew DAVIES	Honda - SP125 / Mountain Motor Vehicles	1:40.299	8	11	7.897	0.184	76.27
34	57		Simon LOW	Honda - Team Shop4bikers / Dutch-2-UK R'g	1:40.628	8	8	8.226	0.329	76.02

QUALIFYING LAPTIME (110% of 1:32.402) = 1:41.642

DNQ	97	C	Sammi TASKER	Honda - Team Tasker	1:49.121	4	5	16.719	8.493	70.10
-----	----	---	--------------	---------------------	----------	---	---	--------	-------	-------

Weather / Track : Cloudy / Dry

Croft
Circuit Length = 2.1250 miles
Start: 12:05 End: 12:26

MCRCB BULLETIN TK010

2010 SpeedyRetail.com British 125GP Championship & ACU Academy Cup

FREE PRACTICE 1 - SECTOR ANALYSIS

1	James LODGE				RS Racing / Earnshaws M'cycles										
1-	30.721	110.7	41.600	94.8	28.310	99.7	1:40.631	4-	Out	113.2	40.292	98.7	26.981	100.6	6:41.397
2-	29.804	112.2	41.027	94.5	In		1:38.089 P	5-	28.462	116.3	37.927	101.7	26.270	102.3	1:32.659
3-	Out	106.5	43.726	90.8	In		4:59.703 P	6-	29.958	116.9	39.978	100.2	26.383	101.4	1:36.319
2	Nigel PERCY				Team Repli-Cast UK Racing										
1-	Out	96.6	45.009	91.1	31.680	89.6	1:58.460	7-	Out	106.7	43.396	95.9	27.419	99.4	4:02.604
2-	31.807	107.0	41.775	97.4	28.051	100.8	1:41.633	8-	29.672	110.7	39.353	97.8	26.407	99.9	1:35.432
3-	29.907	113.6	39.446	97.8	27.477	100.3	1:36.830	9-	29.513	113.6	39.656	97.8	26.856	100.0	1:36.025
4-	28.893	112.0	39.371	98.4	27.129	101.2	1:35.393	10-	28.700	113.0	38.420	98.8	26.831	100.6	1:33.951
5-	29.549	112.6	40.351	95.6	27.111	99.3	1:37.011	11-	28.640	111.8	38.594	99.1	26.227	100.3	1:33.461
6-	30.122	104.4	41.992	92.6	In		1:41.590 P								
3	James FORD				E3 Motorsport										
1-	34.377	94.1	45.833	77.2	31.340	82.5	1:51.550	6-	29.959	107.5	39.701	97.5	26.606	98.0	1:36.266
2-	34.720	92.8	45.083	83.0	30.109	84.7	1:49.912	7-	28.815	108.8	38.781	96.7	26.023	98.1	1:33.619
3-	34.417	93.7	43.836	90.8	In		1:44.859 P	8-	29.437	100.9	41.968	92.8	In		1:37.883 P
4-	Out	91.2	49.089	85.3	29.642	93.5	2:47.424	9-	Out	107.7	39.655	97.7	26.118	98.1	2:14.798
5-	30.911	109.5	41.087	95.3	27.181	96.6	1:39.179	10-	28.355	110.9	38.492	99.1	25.835	98.3	1:32.682
7	Deane BROWN				C Colin Appleyard / Macadam Racing										
1-	30.618	111.8	41.573	97.8	27.249	101.1	1:39.440	4-	29.793	108.9	42.060	83.8	In		1:39.466 P
2-	29.550	113.0	40.439	96.1	26.578	102.1	1:36.567	5-	Out	108.2	44.959	97.7	27.852	102.1	6:01.925
3-	29.063	113.2	40.146	96.4	26.492	102.8	1:35.701	6-	30.331	112.8	41.947	86.8	In		1:39.862 P
10	Peter SUTHERLAND				Team Repli-Cast UK Racing										
1-	Out	108.4	45.730	96.6	30.179	102.3	1:53.650	7-	28.782	113.2	40.037	97.5	26.330	100.3	1:35.149
2-	30.196	111.5	41.500	97.7	27.825	100.6	1:39.521	8-	28.336	111.8	38.341	97.4	26.038	95.3	1:32.715
3-	30.110	111.1	40.771	96.4	26.915	100.2	1:37.796	9-	28.348	112.8	38.408	97.3	25.773	95.6	1:32.529
4-	29.211	108.9	39.786	96.1	26.855	99.3	1:35.852	10-	28.211	112.4	38.938	99.4	26.215	101.4	1:33.364
5-	28.871	109.3	40.401	92.2	In		1:44.978 P	11-	28.277	112.8	39.694	97.5	26.282	101.4	1:34.253
6-	Out	110.7	39.437	97.5	26.928	100.8	3:56.604								
11	Tom WEEDEN				C Tom Weeden Racing										
1-	Out	102.9	45.489	92.2	30.579	98.5	1:56.238	7-	30.247	108.4	41.479	96.4	27.578	99.4	1:39.304
2-	32.224	109.7	43.588	93.9	28.853	99.0	1:44.665	8-	30.139	108.6	40.934	97.0	27.252	99.3	1:38.325
3-	31.020	107.9	41.510	94.1	28.944	97.3	1:41.474	9-	29.527	108.8	40.448	97.5	26.924	98.7	1:36.899
4-	31.113	110.2	41.184	94.4	28.749	97.7	1:41.046	10-	32.773	98.4	40.142	97.4	26.699	96.8	1:39.614
5-	30.512	109.7	43.211	93.9	28.874	100.0	1:42.597	11-	29.335	112.4	39.215	98.0	26.664	99.6	1:35.214
6-	31.701	108.2	41.500	94.1	27.941	99.0	1:41.142	12-	29.148	112.2	39.239	98.5	26.819	100.2	1:35.206
12	Edward RENDELL				Banks Racing / Breadline Racing										
1-	Out	92.8	47.390	84.0	31.673	84.8	1:56.981	7-	30.179	112.4	40.067	96.7	26.550	97.5	1:36.796
2-	33.552	100.5	42.305	93.3	28.175	97.7	1:44.032	8-	29.300	108.8	39.423	96.8	26.647	98.0	1:35.370
3-	31.094	107.5	41.144	95.6	26.913	98.0	1:39.151	9-	29.607	108.9	39.660	97.3	27.046	98.3	1:36.313
4-	30.255	108.2	40.622	93.1	28.116	97.5	1:38.993	10-	29.077	110.6	39.070	96.6	26.162	99.3	1:34.309
5-	30.269	106.9	40.934	95.1	27.494	97.7	1:38.697	11-	28.657	112.0	38.628	97.3	26.571	97.5	1:33.856
6-	30.035	109.5	40.646	95.3	26.945	99.1	1:37.626	12-	28.857	111.8	38.638	99.0	27.525	97.7	1:35.020
13	Rob GUIVER				SP125 / Brookhouse Garage Racing										
1-	Out	80.9	48.054	74.9	30.624	80.6	2:00.085	7-	30.534	107.7	41.900	94.9	27.129	96.7	1:39.563
2-	33.828	92.3	45.114	85.9	29.163	86.4	1:48.105	8-	29.315	107.4	39.319	97.0	26.795	95.9	1:35.429
3-	31.820	95.3	41.731	87.4	27.870	90.2	1:41.421	9-	29.030	107.2	38.353	98.0	26.177	96.7	1:33.560
4-	32.121	94.4	43.798	86.3	30.292	91.1	1:46.211	10-	28.631	109.8	37.999	98.0	26.125	97.8	1:32.755
5-	31.751	99.0	44.148	90.6	28.734	91.8	1:44.633	11-	28.629	110.6	39.278	95.6	In		1:33.718 P
6-	31.798	99.4	42.244	91.2	28.572	95.7	1:42.614	12-	Out	105.5	39.979	96.4	26.583	96.3	2:19.470
14	Lee JACKSON				C Team Jackson Racing										
1-	31.884	112.4	42.480	96.8	28.700	102.5	1:43.064	7-	29.583	110.7	39.677	99.4	26.987	102.8	1:36.247
2-	31.231	111.7	41.281	97.8	27.980	102.0	1:40.492	8-	28.911	111.3	38.794	100.8	26.077	102.6	1:33.782
3-	30.123	110.7	40.470	98.1	27.701	101.7	1:38.294	9-	28.894	110.6	42.494	91.7	In		1:39.037 P

Weather / Track : Cloudy / Dry

Croft
Circuit Length = 2.1250 miles
Start: 12:05 End: 12:26

MCRCB BULLETIN TK010

2010 SpeedyRetail.com British 125GP Championship & ACU Academy Cup

FREE PRACTICE 1 - SECTOR ANALYSIS

4-	30.063	111.8	40.435	99.9	27.277	102.5	1:37.775	10-	Out	112.8	39.243	99.3	26.842	103.1	2:18.414
5-	29.864	112.6	40.195	99.6	27.618	101.7	1:37.677	11-	<i>28.760</i>	112.8	<i>38.499</i>	<i>101.7</i>	26.104	<i>103.6</i>	1:33.363
6-	29.567	<i>114.1</i>	41.433	97.4	26.684	102.8	1:37.684								
16	Shaun HORSMAN			Symitry IT											
1-	31.471	106.7	42.777	94.1	28.493	97.8	1:42.741	3-	<i>29.799</i>	<i>112.0</i>	42.471	91.1	29.166	96.1	1:41.436
2-	30.718	109.7	<i>41.458</i>	<i>95.3</i>	<i>27.939</i>	<i>98.4</i>	1:40.115	4-	31.521	105.7	45.388	88.2	In		1:45.273 P
17	John McPHEE			C KRP/Bradley Smith Racing											
1-	31.314	115.3	42.152	92.6	29.127	<i>102.3</i>	1:42.593	6-	<i>28.387</i>	<i>116.5</i>	38.800	<i>101.8</i>	27.530	101.2	1:34.717
2-	29.481	114.1	39.816	97.5	<i>26.813</i>	101.7	1:36.110	7-	30.383	102.9	41.792	90.3	In		1:38.325 P
3-	29.204	110.4	39.987	98.7	27.203	101.2	1:36.394	8-	Out	102.1	42.790	77.0	28.259	100.8	5:11.280
4-	29.116	113.2	40.175	97.5	26.909	101.8	1:36.200	9-	29.775	111.5	40.512	101.4	27.051	99.9	1:37.338
5-	29.124	113.2	<i>38.742</i>	100.8	27.136	<i>102.3</i>	1:35.002								
21	Harry STAFFORD			C Team Aztec GP											
1-	Out	94.9	49.971	86.0	In		1:58.041 P	4-	31.053	106.2	42.984		29.348	<i>94.7</i>	1:43.385
2-	Out	99.0	45.804	88.0	30.929	83.5	3:30.747	5-	30.622	<i>108.1</i>	<i>41.015</i>	<i>95.2</i>	<i>28.465</i>	92.1	1:40.102
3-	32.784	102.6	43.396		29.548	91.1	1:45.728	6-	<i>30.590</i>	102.1	41.039		In		1:39.473 P
22	Matthew PAULO			Grant Racing											
1-	32.238	107.0	42.295	89.1	27.870	95.9	1:42.403	7-	30.292	108.9	40.838	94.7	26.398	96.1	1:37.528
2-	30.616	107.7	40.807	93.7	26.693	96.6	1:38.116	8-	29.350	108.9	40.054	95.5	26.413	95.7	1:35.817
3-	29.828	108.2	41.050	94.3	26.741	96.3	1:37.619	9-	30.065	108.6	39.923	94.3	<i>26.274</i>	95.7	1:36.262
4-	29.713	108.9	41.668	90.3	27.205	95.7	1:38.586	10-	<i>28.833</i>	<i>109.8</i>	<i>39.308</i>	<i>95.6</i>	30.657	68.1	1:38.798
5-	30.912	108.1	41.498	92.4	27.785	95.2	1:40.195	11-	38.974	98.3	44.205	90.3	28.966	90.8	1:52.145
6-	30.679	108.4	42.061	89.7	27.621	<i>97.1</i>	1:40.361								
24	Ben BARRETT			Lowerdale Autos / SP 125 Racing											
1-	Out	103.1	46.432	92.8	30.119	97.0	1:56.238	7-	30.481	108.1	40.730	95.2	27.037	97.7	1:38.248
2-	31.793	107.4	42.677	95.6	28.806	97.8	1:43.276	8-	29.781	108.4	40.467	97.1	26.677	97.7	1:36.925
3-	31.448	106.9	42.580	94.8	28.577	97.8	1:42.605	9-	29.624	108.6	40.356	95.3	26.514	97.7	1:36.494
4-	30.555	107.9	41.786	93.6	27.888	97.8	1:40.229	10-	29.868	110.4	40.291	96.4	<i>26.411</i>	98.3	1:36.570
5-	30.796	107.9	42.348	95.3	27.778	97.3	1:40.922	11-	29.377	110.2	39.627	97.1	26.972	<i>98.8</i>	1:35.976
6-	30.313	108.2	41.188	95.1	27.095	97.0	1:38.596	12-	<i>29.091</i>	<i>111.1</i>	<i>39.246</i>	<i>97.5</i>	26.858	98.7	1:35.195
25	Neil DURHAM			Moto Strada											
1-	Out	87.6	52.445	81.1	29.690	95.6	2:05.520	7-	30.946	109.8	41.540	94.7	27.118	97.0	1:39.604
2-	34.614	105.5	45.537	91.6	27.650	<i>97.4</i>	1:47.801	8-	31.392	109.1	41.191	95.1	27.432	96.8	1:40.015
3-	32.695	108.4	42.879	94.1	29.035	93.7	1:44.609	9-	30.274	109.8	41.177	92.7	27.345	96.4	1:38.796
4-	32.146	106.5	43.073	92.7	27.916	96.4	1:43.135	10-	<i>30.210</i>	<i>110.7</i>	40.565	<i>95.5</i>	27.082	94.8	1:37.857
5-	31.869	108.1	43.651	89.8	27.936	96.0	1:43.456	11-	31.106	108.8	40.683	95.3	26.883	95.1	1:38.672
6-	31.533	108.9	42.248	93.5	27.028	96.4	1:40.809	12-	30.494	109.1	<i>40.561</i>	94.9	<i>26.873</i>	95.5	1:37.928
26	Richard FERGUSON			C Team Ferguson Racing											
1-	Out	98.8	48.509	85.8	31.603	99.1	2:02.187	7-	30.372	<i>111.3</i>	41.403	96.6	27.799	99.3	1:39.574
2-	32.718	109.3	43.789	94.1	28.299	99.9	1:44.806	8-	30.172	110.0	40.626	97.5	27.376	99.0	1:38.174
3-	31.436	107.7	41.402	97.0	27.931	<i>100.8</i>	1:40.769	9-	29.850	110.6	39.958	<i>98.1</i>	27.234	98.7	1:37.042
4-	31.140	110.2	41.888	97.4	28.403	100.2	1:41.431	10-	30.663	108.6	39.739	97.5	<i>26.878</i>	98.5	1:37.280
5-	31.022	100.3	42.796	93.7	28.873	99.4	1:42.691	11-	29.774	110.2	<i>39.683</i>	97.5	26.912	98.5	1:36.369
6-	31.773	109.1	41.186	95.9	28.091	98.7	1:41.050	12-	<i>29.563</i>	109.3	39.914	98.0	27.093	99.6	1:36.570
27	Catherine GREEN			CG Racing											
1-	Out	85.9	49.434	76.4	In		1:59.920 P	7-	29.465	112.0	41.158	96.6	27.120	99.9	1:37.743
2-	Out	98.3	44.181	87.5	29.865	93.6	3:01.389	8-	29.206	<i>112.6</i>	<i>39.572</i>	<i>98.7</i>	26.906	100.2	1:35.684
3-	31.690	108.8	42.760	92.7	28.602	98.7	1:43.052	9-	<i>29.026</i>	111.7	40.008	97.8	<i>26.860</i>	99.9	1:35.894
4-	30.474	110.7	41.556	95.5	28.130	98.3	1:40.160	10-	29.043	112.0	41.192	95.1	27.346	100.0	1:37.581
5-	30.136	111.5	41.164	93.7	27.840	98.3	1:39.140	11-	30.318	112.2	41.068	98.3	27.813	100.2	1:39.199
6-	29.942	110.0	40.722	96.7	27.457	<i>100.3</i>	1:38.121								
28	Jon VINCENT			G R Formby Heavy Transport											
1-	30.706	110.6	41.418	97.4	27.176	101.8	1:39.300	6-	30.066	99.0	40.986	86.8	In		1:37.540 P

Weather / Track : Cloudy / Dry

Croft
Circuit Length = 2.1250 miles
Start: 12:05 End: 12:26

MCRCB BULLETIN TK010

2010 SpeedyRetail.com British 125GP Championship & ACU Academy Cup

FREE PRACTICE 1 - SECTOR ANALYSIS

2-	29.884	110.6	40.182	95.2	26.520	<i>102.5</i>	1:36.586	7-	Out	99.9	41.211	97.3	26.170	101.1	5:21.065
3-	29.271	109.8	39.914	96.0	26.410	101.5	1:35.595	8-	<i>28.389</i>	<i>114.9</i>	<i>37.995</i>	<i>100.9</i>	26.018	101.7	1:32.402
4-	29.163	107.5	39.576	97.0	26.234	100.3	1:34.973	9-	29.645	113.2	38.579	97.4	<i>25.649</i>	99.9	1:33.873
5-	29.077	110.6	39.576	93.6	26.081	100.3	1:34.734								
29	Tarran MACKENZIE C Grant Racing / Alan Duffus M/CS														
1-	Out	94.5	49.730	87.8	31.507	91.4	2:04.162	7-	30.697	108.1	41.477	95.2	27.843	99.0	1:40.017
2-	33.670	104.0	44.903	92.9	30.226	97.5	1:48.799	8-	30.915	109.5	41.530	96.1	27.304	<i>99.7</i>	1:39.749
3-	32.474	105.7	44.019	95.7	28.967	98.5	1:45.460	9-	29.980	109.8	41.703	94.5	<i>27.080</i>	<i>99.7</i>	1:38.763
4-	31.268	108.6	42.779	94.5	29.058	99.4	1:43.105	10-	<i>29.834</i>	110.2	<i>40.958</i>	96.3	27.322	98.7	1:38.114
5-	31.400	108.2	43.277	92.9	28.434	97.8	1:43.111	11-	31.768	<i>110.7</i>	42.040	95.7	27.095	98.1	1:40.903
6-	31.184	108.2	42.119	94.7	27.823	99.0	1:41.126	12-	30.125	<i>110.7</i>	41.293	<i>96.4</i>	27.656	97.3	1:39.074
32	Stuart WILSON C Wilson Racing														
1-	Out	74.7	55.053	60.5	In		2:08.795 P	7-	31.346	106.4	44.125	91.6	28.135	94.7	1:43.606
2-	Out	66.2	52.521	65.2	33.959	68.8	2:49.495	8-	30.994	<i>108.2</i>	41.538	93.6	27.844	<i>96.4</i>	1:40.376
3-	33.639	101.5	41.940	91.3	28.401	96.0	1:43.980	9-	30.328	107.0	40.244	93.7	27.156	95.9	1:37.728
4-	31.075	105.0	42.879	92.9	28.394	94.7	1:42.348	10-	<i>30.132</i>	107.2	<i>40.114</i>	<i>94.3</i>	27.178	95.2	1:37.424
5-	32.134	100.6	42.077	91.9	In		1:42.853 P	11-	30.353	106.2	40.493	93.9	<i>27.154</i>	95.5	1:38.000
6-	Out	104.0	41.648	91.7	28.669	93.6	2:29.193								
33	Gary WINFIELD C Oxford TAG Racing														
1-	Out	93.1	50.076	90.6	31.538	94.1	2:05.070	7-	30.845	106.9	42.343	92.3	28.132	95.9	1:41.320
2-	33.113	104.4	44.852	92.1	27.557	96.3	1:45.522	8-	31.091	104.5	41.632	94.1	27.146	95.5	1:39.869
3-	31.983	104.2	43.612	91.2	27.681	95.6	1:43.276	9-	<i>30.148</i>	105.4	41.493	93.6	27.641	94.4	1:39.282
4-	31.447	104.5	43.586	91.1	27.949	95.7	1:42.982	10-	30.354	106.4	41.054	93.7	27.772	96.7	1:39.180
5-	31.715	105.4	42.985	92.6	28.488	95.2	1:43.188	11-	31.833	105.7	41.123	95.1	26.793	96.4	1:39.749
6-	32.181	103.7	42.484	93.5	28.034	95.9	1:42.699	12-	30.162	<i>109.1</i>	<i>40.960</i>	<i>95.3</i>	<i>26.586</i>	<i>96.8</i>	1:37.708
34	Arnie SHELTON Shelton Racing														
1-	Out	106.7	46.296	94.1	31.717	96.0	1:58.288	7-	30.956	107.0	41.723	93.3	28.586	95.7	1:41.265
2-	32.467	108.1	43.176	94.7	28.865	<i>97.0</i>	1:44.508	8-	30.883	107.2	40.590	94.4	27.962	94.7	1:39.435
3-	31.502	107.2	42.463	93.2	28.992	95.1	1:42.957	9-	<i>30.020</i>	107.4	40.684	94.1	27.520	95.6	1:38.224
4-	32.121	108.1	49.766	87.8	30.167	95.3	1:52.054	10-	30.151	108.6	40.137	94.9	<i>26.954</i>	95.6	1:37.242
5-	31.595	107.0	43.193	92.4	29.472	93.7	1:44.260	11-	30.316	108.4	<i>39.898</i>	<i>95.9</i>	26.997	96.6	1:37.211
6-	31.646	106.7	42.362	93.6	28.512	95.5	1:42.520	12-	30.028	<i>110.0</i>	40.642	95.6	27.276	93.5	1:37.946
35	Elliot LODGE C Spike Racing														
1-	31.966	108.9	42.085	97.1	28.522	99.9	1:42.573	6-	<i>30.122</i>	109.5	40.770	96.7	26.934	99.0	1:37.826
2-	30.963	110.2	41.310	<i>97.5</i>	27.830	<i>100.2</i>	1:40.103	7-	30.708	92.8	43.269	95.1	In		1:41.090 P
3-	30.520	<i>111.5</i>	41.444	96.6	27.815	97.5	1:39.779	8-	Out	107.4	41.315	96.0	27.150	97.8	3:07.081
4-	30.794	109.5	41.385	94.8	27.912	99.0	1:40.091	9-	30.835	106.7	41.025	95.9	27.611	97.4	1:39.471
5-	30.693	108.1	41.028	96.8	27.153	98.8	1:38.874	10-	30.739	108.4	<i>40.619</i>	96.3	<i>26.671</i>	97.4	1:38.029
44	Matthew DAVIES C SP125 / Mountain Motor Vehicles														
1-	Out	86.6	54.120	73.8	32.407	78.6	2:09.985	7-	31.219	110.7	42.888	94.0	27.697	<i>98.7</i>	1:41.804
2-	37.850	89.1	48.412	81.5	30.925	84.7	1:57.187	8-	30.981	111.3	41.822	95.1	27.496	<i>98.7</i>	1:40.299
3-	35.064	98.4	46.431	87.0	29.264	92.2	1:50.759	9-	30.806	110.6	42.164	<i>95.6</i>	27.608	97.5	1:40.578
4-	32.941	104.0	44.679	90.2	28.878	93.5	1:46.498	10-	<i>30.454</i>	<i>111.7</i>	42.275	93.2	In		1:39.613 P
5-	32.853	104.4	43.815	91.8	27.951	95.6	1:44.619	11-	Out	110.0	<i>41.722</i>	92.9	<i>27.040</i>	<i>98.7</i>	2:31.048
6-	31.530	108.8	44.802	81.2	28.471	97.7	1:44.803								
57	Simon LOW Team Shop4bikers / Dutch-2-UK R'g														
1-	Out	79.4	54.422	71.2	32.753	77.5	2:09.817	5-	35.358	87.7	47.163	77.9	30.512	80.7	1:53.033
2-	38.121	83.1	47.841	76.4	31.398	79.7	1:57.360	6-	36.376	90.3	45.376	80.2	In		1:50.273 P
3-	35.978	83.9	47.900	76.0	30.787	82.1	1:54.665	7-	Out	104.0	44.752	93.7	29.212	97.1	4:53.575
4-	35.000	88.4	47.405	80.1	30.503	84.7	1:52.908	8-	31.738	<i>106.4</i>	<i>41.790</i>	<i>95.9</i>	<i>27.100</i>	<i>97.7</i>	1:40.628
69	Joshua HARLAND C Josh Harland Racing														
1-	Out	76.3	50.259	84.6	31.857	87.0	2:04.563	7-	32.882	106.9	42.705	95.2	In		1:43.177 P
2-	34.879	106.0	44.393	95.6	28.725	<i>99.9</i>	1:47.997	8-	Out	106.2	42.051	95.1	27.667	98.1	2:51.366
3-	33.097	105.0	43.660	95.3	27.599	99.4	1:44.356	9-	31.735	107.2	41.180	96.8	26.923	99.1	1:39.838
4-	32.169	105.0	43.082	94.4	28.719	99.0	1:43.970	10-	30.286	<i>109.3</i>	<i>40.349</i>	<i>97.3</i>	<i>26.370</i>	<i>99.9</i>	1:37.005

Weather / Track : Cloudy / Dry

Croft
Circuit Length = 2.1250 miles
Start: 12:05 End: 12:26

MCRCB BULLETIN TK010

2010 SpeedyRetail.com British 125GP Championship & ACU Academy Cup

FREE PRACTICE 1 - SECTOR ANALYSIS

5-	32.962	106.7	43.855	90.6	28.497	98.3	1:45.314	11-	<i>30.259</i>	109.1	40.509	96.1	26.912	95.6	1:37.680
6-	31.932	108.2	42.280	95.9	27.797	97.7	1:42.009								
71	Andrew REID			C		Team Aztec GP									
1-	33.302	99.6	44.684		29.264	87.4	1:47.250	7-	<i>28.389</i>	113.2	39.653	96.8	27.010	<i>99.7</i>	1:35.052
2-	32.496	102.9	42.524	86.7	29.197	87.8	1:44.217	8-	29.012	<i>115.3</i>	<i>38.398</i>	96.8	<i>26.175</i>	98.1	1:33.585
3-	31.743	101.7	42.318		28.478	90.9	1:42.539	9-	28.428	111.7	39.118		26.356	99.0	1:33.902
4-	29.748	107.4	42.195	93.6	27.658	97.3	1:39.601	10-	29.151	113.2	42.988		27.706	93.6	1:39.845
5-	29.047	110.9	40.350	93.9	27.057	98.4	1:36.454	11-	30.094	108.9	40.046		27.164	95.2	1:37.304
6-	29.948	112.6	38.816	<i>97.0</i>	26.672	98.1	1:35.436								
80	Dakota MAMOLA			C		KRP / Monster Energy									
1-	31.770	<i>114.7</i>	42.425	97.0	28.668	102.1	1:42.863	4-	30.636	105.0	43.578	91.4	In		1:43.603 P
2-	29.620	112.8	40.973	99.3	27.321	102.5	1:37.914	5-	Out	105.4	44.849	99.4	27.376	101.5	10:11.340
3-	<i>28.954</i>	114.3	39.468	99.4	27.085	102.1	1:35.507	6-	29.275	<i>114.7</i>	<i>39.457</i>	<i>101.7</i>	<i>26.613</i>	<i>103.1</i>	1:35.345
88	Dan MORETON			C		SGR Racing									
1-	32.680	103.2	45.222	89.1	In		1:45.423 P	6-	30.763	<i>105.4</i>	41.219	90.6	27.315	92.2	1:39.297
2-	Out	100.2	43.389	89.0	28.584	92.4	2:46.910	7-	30.420	101.4	40.805	93.2	27.010	92.4	1:38.235
3-	31.180	102.1	42.476	89.1	28.084	92.6	1:41.740	8-	30.781	101.4	41.164	91.2	In		1:36.992 P
4-	31.543	101.8	42.373	91.1	27.868	92.4	1:41.784	9-	Out	103.4	40.595	92.3	26.835	91.8	2:32.363
5-	31.010	102.1	41.960	90.6	27.571	92.2	1:40.541	10-	<i>29.990</i>	104.0	<i>40.269</i>	<i>93.5</i>	<i>26.546</i>	92.7	1:36.805
89	Fraser ROGERS			C		KRP / Racing Steps Foundations									
1-	32.227	112.0	42.821	96.8	28.827	102.9	1:43.875	7-	29.733	113.7	40.166	<i>99.9</i>	26.455	103.6	1:36.354
2-	30.898	114.7	41.444	99.0	27.341	102.9	1:39.683	8-	29.242	114.5	39.348	99.7	25.961	<i>104.0</i>	1:34.551
3-	30.157	113.4	41.152	97.1	27.142	102.9	1:38.451	9-	28.911	114.1	39.855	99.6	26.223	102.9	1:34.989
4-	29.927	113.9	41.137	97.3	26.960	103.4	1:38.024	10-	28.946	114.1	39.338	99.6	25.953	103.7	1:34.237
5-	30.025	113.7	40.625	99.1	27.069	102.9	1:37.719	11-	29.013	<i>115.7</i>	39.542	99.4	25.855	102.8	1:34.410
6-	30.111	115.5	41.718	98.1	26.923	103.7	1:38.752	12-	<i>28.776</i>	114.1	<i>39.118</i>	99.0	<i>25.664</i>	102.3	1:33.558
91	Ian STANFORD			I		Stanford Racing									
1-	Out	97.4	48.543	85.8	30.432	97.8	1:58.464	6-	32.428	106.9	47.169	78.8	In		1:53.310 P
2-	31.650	109.3	42.733	94.1	28.706	98.3	1:43.089	7-	Out	103.4	44.757	92.2	30.168	98.3	5:46.446
3-	31.087	109.5	42.568	95.2	28.911	<i>99.6</i>	1:42.566	8-	30.905	109.7	41.325	95.1	27.968	98.1	1:40.198
4-	30.848	<i>110.7</i>	42.003	95.1	28.599	97.8	1:41.450	9-	29.981	110.4	40.641	<i>98.1</i>	27.484	98.4	1:38.106
5-	30.629	109.8	43.411	93.9	28.873	97.8	1:42.913	10-	<i>29.862</i>	110.2	<i>40.291</i>	98.0	<i>27.308</i>	98.5	1:37.461
94	Sam HORNSEY			C		KRP / Bradley Smith Racing									
1-	Out	102.1	48.569	90.9	30.152	96.4	1:56.360	7-	Out	103.2	44.763	95.3	27.991	97.7	4:26.085
2-	30.462	110.7	41.046	96.4	27.820	98.3	1:39.328	8-	30.866	111.1	41.384	92.1	27.144	98.3	1:39.394
3-	29.981	99.6	40.517	<i>97.7</i>	26.579	<i>99.0</i>	1:37.077	9-	29.149	113.0	39.412	96.4	26.347	98.3	1:34.908
4-	28.941	111.8	39.375	96.8	26.486	98.4	1:34.802	10-	28.970	112.6	<i>38.743</i>	97.3	26.187	<i>99.0</i>	1:33.900
5-	<i>28.857</i>	<i>113.2</i>	40.775	95.9	26.702	98.7	1:36.334	11-	28.893	112.4	38.886	<i>97.7</i>	<i>26.059</i>	98.8	1:33.838
6-	30.574	105.5	41.296	94.9	In		1:37.859 P								
97	Sammi TASKER			C		Team Tasker									
1-	Out	75.1	55.353	69.7	33.060	84.5	2:10.457	4-	<i>32.762</i>	<i>100.6</i>	46.008	88.2	30.351	94.4	1:49.121
2-	35.697	92.6	47.575	86.6	30.988	94.5	1:54.260	5-	33.068	97.7	46.899	<i>90.0</i>	In		1:50.276 P
3-	33.514	98.3	<i>45.945</i>	88.8	<i>30.125</i>	<i>96.3</i>	1:49.584								
98	Wayne RYAN			C		KRP / Racing Steps Foundations									
1-	31.925	112.2	42.849	94.0	29.344	100.3	1:44.118	7-	29.357	113.9	39.884	99.4	26.617	101.5	1:35.858
2-	30.825	113.2	41.898	97.1	28.418	101.2	1:41.141	8-	29.053	113.0	39.291	<i>100.9</i>	26.465	101.1	1:34.809
3-	30.438	112.8	41.480	97.8	27.956	101.5	1:39.874	9-	29.564	113.9	39.427	100.3	26.310	102.0	1:35.301
4-	30.329	113.0	41.874	94.3	27.805	100.6	1:40.008	10-	29.136	<i>114.5</i>	39.649	100.3	26.233	101.2	1:35.018
5-	30.965	112.6	40.699	97.3	27.380	100.6	1:39.044	11-	29.112	113.6	38.743	99.9	26.002	<i>102.3</i>	1:33.857
6-	30.247	<i>114.5</i>	40.263	98.0	26.968	100.6	1:37.478	12-	<i>28.505</i>	113.9	<i>38.707</i>	100.8	<i>25.886</i>	102.1	1:33.098
99	Kyle RYDE			C		Kyle Ryde Racing									
1-	Out	92.4	50.753	87.8	30.520	94.7	2:01.994	7-	29.440	110.2	38.998	98.0	26.872	100.9	1:35.310
2-	33.900	106.5	44.784	91.7	28.113	98.8	1:46.797	8-	29.266	109.7	40.155	96.6	26.651	99.0	1:36.072

Weather / Track : Cloudy / Dry

Croft
Circuit Length = 2.1250 miles
Start: 12:05 End: 12:26

MCRCB BULLETIN TK010

2010 SpeedyRetail.com British 125GP Championship & ACU Academy Cup

FREE PRACTICE 1 - SECTOR ANALYSIS

3 -	30.574	108.8	41.715	94.9	26.884	99.6	1:39.173	9 -	29.906	109.1	39.327	96.0	26.442	100.2	1:35.675
4 -	30.818	108.2	40.623	94.8	27.198	100.0	1:38.639	10 -	30.559	110.0	39.074	95.7	<i>26.143</i>	100.2	1:35.776
5 -	29.844	110.6	40.708	92.8	28.219	99.3	1:38.771	11 -	<i>28.843</i>	<i>111.1</i>	<i>38.422</i>	<i>100.0</i>	26.143	<i>101.1</i>	1:33.408
6 -	30.987	109.8	40.084	95.2	26.666	98.3	1:37.737	12 -	30.793	101.8	40.853	95.1	In		1:37.352 P

Weather / Track : Cloudy / Dry

Croft
Circuit Length = 2.1250 miles
Start: 12:05 End: 12:26

MCRCB BULLETIN TK011

2010 SpeedyRetail.com British 125GP Championship & ACU Academy Cup

FREE PRACTICE 1 - SPEED TRAPS

SECTOR 1				SECTOR 2			FINISH LINE		
POS	NO	NAME	MPH	NO	NAME	MPH	NO	NAME	MPH
1	1	James LODGE	116.9	17	John McPHEE	101.8	89	Fraser ROGERS	104.0
2	17	John McPHEE	116.5	1	James LODGE	101.7	14	Lee JACKSON	103.6
3	89	Fraser ROGERS	115.7	14	Lee JACKSON	101.7	80	Dakota MAMOLA	103.1
4	71	Andrew REID	115.3	80	Dakota MAMOLA	101.7	7	Deane BROWN	102.8
5	28	Jon VINCENT	114.9	28	Jon VINCENT	100.9	28	Jon VINCENT	102.5
6	80	Dakota MAMOLA	114.7	98	Wayne RYAN	100.9	1	James LODGE	102.3
7	98	Wayne RYAN	114.5	99	Kyle RYDE	100.0	10	Peter SUTHERLAND	102.3
8	14	Lee JACKSON	114.1	89	Fraser ROGERS	99.9	17	John McPHEE	102.3
9	2	Nigel PERCY	113.6	10	Peter SUTHERLAND	99.4	98	Wayne RYAN	102.3
10	7	Deane BROWN	113.2	2	Nigel PERCY	99.1	2	Nigel PERCY	101.2
11	10	Peter SUTHERLAND	113.2	3	James FORD	99.1	99	Kyle RYDE	101.1
12	94	Sam HORNSEY	113.2	12	Edward RENDELL	99.0	26	Richard FERGUSON	100.8
13	27	Catherine GREEN	112.6	27	Catherine GREEN	98.7	27	Catherine GREEN	100.3
14	11	Tom WEEDEN	112.4	11	Tom WEEDEN	98.5	11	Tom WEEDEN	100.2
15	12	Edward RENDELL	112.4	26	Richard FERGUSON	98.1	35	Elliot LODGE	100.2
16	16	Shaun HORSMAN	112.0	91	Ian STANFORD	98.1	69	Joshua HARLAND	99.9
17	44	Matthew DAVIES	111.7	13	Rob GUIVER	98.0	29	Tarran MACKENZIE	99.7
18	35	Elliot LODGE	111.5	7	Deane BROWN	97.8	71	Andrew REID	99.7
19	26	Richard FERGUSON	111.3	94	Sam HORNSEY	97.7	91	Ian STANFORD	99.6
20	24	Ben BARRETT	111.1	24	Ben BARRETT	97.5	12	Edward RENDELL	99.3
21	99	Kyle RYDE	111.1	35	Elliot LODGE	97.5	94	Sam HORNSEY	99.0
22	3	James FORD	110.9	69	Joshua HARLAND	97.3	24	Ben BARRETT	98.8
23	25	Neil DURHAM	110.7	71	Andrew REID	97.0	44	Matthew DAVIES	98.7
24	29	Tarran MACKENZIE	110.7	29	Tarran MACKENZIE	96.4	16	Shaun HORSMAN	98.4
25	91	Ian STANFORD	110.7	34	Arnie SHELTON	95.9	3	James FORD	98.3
26	13	Rob GUIVER	110.6	57	Simon LOW	95.9	13	Rob GUIVER	97.8
27	34	Arnie SHELTON	110.0	22	Matthew PAULO	95.6	57	Simon LOW	97.7
28	22	Matthew PAULO	109.8	44	Matthew DAVIES	95.6	25	Neil DURHAM	97.4
29	69	Joshua HARLAND	109.3	25	Neil DURHAM	95.5	22	Matthew PAULO	97.1
30	33	Gary WINFIELD	109.1	16	Shaun HORSMAN	95.3	34	Arnie SHELTON	97.0
31	32	Stuart WILSON	108.2	33	Gary WINFIELD	95.3	33	Gary WINFIELD	96.8
32	21	Harry STAFFORD	108.1	21	Harry STAFFORD	95.2	32	Stuart WILSON	96.4
33	57	Simon LOW	106.4	32	Stuart WILSON	94.3	97	Sammi TASKER	96.3
34	88	Dan MORETON	105.4	88	Dan MORETON	93.5	21	Harry STAFFORD	94.7
35	97	Sammi TASKER	100.6	97	Sammi TASKER	90.0	88	Dan MORETON	92.8

Weather / Track : Cloudy / Dry

Croft
Circuit Length = 2.1250 miles
Start: 12:05 End: 12:26

MCRCB BULLETIN TK012

2010 SpeedyRetail.com British 125GP Championship & ACU Academy Cup

FREE PRACTICE 1 - BEST SECTOR TIMES

SECTOR 1			SECTOR 2			SECTOR 3			IDEAL / BEST COMPARISON						
POS	NO	NAME	TIME	NO	NAME	TIME	NO	NAME	TIME	POS	NO	NAME	IDEAL	BEST	DIFF
1	10	SUTHERLAND	28.211	1	LODGE	37.927	28	VINCENT	25.649	1	28	VINCENT	1:32.033	1:32.402	0.369
2	3	FORD	28.355	28	VINCENT	37.995	89	ROGERS	25.664	2	10	SUTHERLAND	1:32.325	1:32.529	0.204
3	17	McPHEE	28.387	13	GUIVER	37.999	10	SUTHERLAND	25.773	3	1	LODGE	1:32.659	1:32.659	0.000
4	28	VINCENT	28.389	10	SUTHERLAND	38.341	3	FORD	25.835	4	3	FORD	1:32.682	1:32.682	0.000
5	71	REID	28.389	71	REID	38.398	98	RYAN	25.886	5	13	GUIVER	1:32.753	1:32.755	0.002
6	1	LODGE	28.462	2	PERCY	38.420	94	HORNSEY	26.059	6	71	REID	1:32.962	1:33.585	0.623
7	98	RYAN	28.505	99	RYDE	38.422	14	JACKSON	26.077	7	98	RYAN	1:33.098	1:33.098	0.000
8	13	GUIVER	28.629	3	FORD	38.492	13	GUIVER	26.125	8	2	PERCY	1:33.287	1:33.461	0.174
9	2	PERCY	28.640	14	JACKSON	38.499	99	RYDE	26.143	9	14	JACKSON	1:33.336	1:33.363	0.027
10	12	RENDELL	28.657	12	RENDELL	38.628	12	RENDELL	26.162	10	99	RYDE	1:33.408	1:33.408	0.000
11	14	JACKSON	28.760	98	RYAN	38.707	71	REID	26.175	11	12	RENDELL	1:33.447	1:33.856	0.409
12	89	ROGERS	28.776	17	McPHEE	38.742	2	PERCY	26.227	12	89	ROGERS	1:33.558	1:33.558	0.000
13	22	PAULO	28.833	94	HORNSEY	38.743	1	LODGE	26.270	13	94	HORNSEY	1:33.659	1:33.838	0.179
14	99	RYDE	28.843	89	ROGERS	39.118	22	PAULO	26.274	14	17	McPHEE	1:33.942	1:34.717	0.775
15	94	HORNSEY	28.857	11	WEEDEN	39.215	69	HARLAND	26.370	15	22	PAULO	1:34.415	1:35.817	1.402
16	80	MAMOLA	28.954	24	BARRETT	39.246	24	BARRETT	26.411	16	24	BARRETT	1:34.748	1:35.195	0.447
17	27	GREEN	29.026	22	PAULO	39.308	7	BROWN	26.492	17	80	MAMOLA	1:35.024	1:35.345	0.321
18	7	BROWN	29.063	80	MAMOLA	39.457	88	MORETON	26.546	18	11	WEEDEN	1:35.027	1:35.206	0.179
19	24	BARRETT	29.091	27	GREEN	39.572	33	WINFIELD	26.586	19	27	GREEN	1:35.458	1:35.684	0.226
20	11	WEEDEN	29.148	26	FERGUSON	39.683	80	MAMOLA	26.613	20	7	BROWN	1:35.701	1:35.701	0.000
21	26	FERGUSON	29.563	34	SHELTON	39.898	11	WEEDEN	26.664	21	26	FERGUSON	1:36.124	1:36.369	0.245
22	16	HORSMAN	29.799	32	WILSON	40.114	35	LODGE	26.671	22	88	MORETON	1:36.805	1:36.805	0.000
23	29	MACKENZIE	29.834	7	BROWN	40.146	17	McPHEE	26.813	23	34	SHELTON	1:36.872	1:37.211	0.339
24	91	STANFORD	29.862	88	MORETON	40.269	27	GREEN	26.860	24	69	HARLAND	1:36.978	1:37.005	0.027
25	88	MORETON	29.990	91	STANFORD	40.291	25	DURHAM	26.873	25	32	WILSON	1:37.400	1:37.424	0.024
26	34	SHELTON	30.020	69	HARLAND	40.349	26	FERGUSON	26.878	26	35	LODGE	1:37.412	1:37.826	0.414
27	35	LODGE	30.122	25	DURHAM	40.561	34	SHELTON	26.954	27	91	STANFORD	1:37.461	1:37.461	0.000
28	32	WILSON	30.132	35	LODGE	40.619	44	DAVIES	27.040	28	25	DURHAM	1:37.644	1:37.857	0.213
29	33	WINFIELD	30.148	29	MACKENZIE	40.958	29	MACKENZIE	27.080	29	33	WINFIELD	1:37.694	1:37.708	0.014
30	25	DURHAM	30.210	33	WINFIELD	40.960	57	LOW	27.100	30	29	MACKENZIE	1:37.872	1:38.114	0.242
31	69	HARLAND	30.259	21	STAFFORD	41.015	32	WILSON	27.154	31	16	HORSMAN	1:39.196	1:40.115	0.919
32	44	DAVIES	30.454	16	HORSMAN	41.458	91	STANFORD	27.308	32	44	DAVIES	1:39.216	1:40.299	1.083
33	21	STAFFORD	30.590	44	DAVIES	41.722	16	HORSMAN	27.939	33	57	LOW	1:39.695	1:40.628	0.933
34	57	LOW	30.805	57	LOW	41.790	21	STAFFORD	28.465	34	21	STAFFORD	1:40.070	1:40.102	0.032
35	97	TASKER	32.762	97	TASKER	45.945	97	TASKER	30.125	35	97	TASKER	1:48.832	1:49.121	0.289

Perfect Lap 1:31.787

Weather / Track : Cloudy / Dry

Croft
Circuit Length = 2.1250 miles
Start: 12:05 End: 12:26

2010 SpeedyRetail.com British 125GP Championship & ACU Academy Cup
FREE PRACTICE 2 - CLASSIFICATION

POS	NO	CL	NAME	ENTRY	TIME	ON	LAPS	GAP	DIFF	MPH
1	1		James LODGE	Honda - RS Racing / Earnshaws M'cycles	1:29.094	8	8			85.86
2	2		Nigel PERCY	Honda - Team Repli-Cast UK Racing	1:29.651	11	11	0.557	0.557	85.33
3	17	C	John McPHEE	Honda - KRP/Bradley Smith Racing	1:29.893	10	11	0.799	0.242	85.10
4	7	C	Deane BROWN	Honda - Colin Appleyard / Macadam Racing	1:30.165	6	7	1.071	0.272	84.84
5	13		Rob GUIVER	Honda - SP125 / Brookhouse Garage Racing	1:30.291	6	9	1.197	0.126	84.72
6	77		Taylor MACKENZIE	Honda - KRP Node 4 MMCG	1:30.504	10	11	1.410	0.213	84.52
7	12		Edward RENDELL	Honda - Banks Racing / Breadline Racing	1:30.514	12	13	1.420	0.010	84.51
8	14	C	Lee JACKSON	Honda - Team Jackson Racing	1:30.722	11	12	1.628	0.208	84.32
9	94	C	Sam HORNSEY	Honda - KRP / Bradley Smith Racing	1:30.851	11	11	1.757	0.129	84.20
10	28		Jon VINCENT	Honda - G R Formby Heavy Transport	1:31.089	5	7	1.995	0.238	83.98
11	71	C	Andrew REID	Honda - Team Aztec GP	1:31.295	5	8	2.201	0.206	83.79
12	24		Ben BARRETT	Honda - Lowerdale Autos / SP 125 Racing	1:31.323	13	13	2.229	0.028	83.76
13	16		Shaun HORSMAN	Honda - Symitry IT	1:31.459	9	9	2.365	0.136	83.64
14	10		Peter SUTHERLAND	Honda - Team Repli-Cast UK Racing	1:31.488	8	11	2.394	0.029	83.61
15	3		James FORD	Honda - E3 Motorsport	1:31.565	11	11	2.471	0.077	83.54
16	98	C	Wayne RYAN	Honda - KRP / Racing Steps Foundations	1:31.613	10	12	2.519	0.048	83.50
17	22		Matthew PAULO	Honda - Grant Racing	1:32.108	12	12	3.014	0.495	83.05
18	99	C	Kyle RYDE	Honda - Kyle Ryde Racing	1:32.155	12	12	3.061	0.047	83.01
19	26	C	Richard FERGUSON	Honda - Team Ferguson Racing	1:32.237	11	12	3.143	0.082	82.93
20	27		Catherine GREEN	Honda - CG Racing	1:32.281	9	13	3.187	0.044	82.90
21	89	C	Fraser ROGERS	Honda - KRP / Racing Steps Foundations	1:32.615	3	7	3.521	0.334	82.60
22	44	C	Matthew DAVIES	Honda - SP125 / Mountain Motor Vehicles	1:32.772	11	12	3.678	0.157	82.46
23	35	C	Elliot LODGE	Honda - Spike Racing	1:33.213	10	12	4.119	0.441	82.07
24	11	C	Tom WEEDEN	Honda - Tom Weeden Racing	1:33.399	7	11	4.305	0.186	81.90
25	21	C	Harry STAFFORD	Honda - Team Aztec GP	1:33.574	11	11	4.480	0.175	81.75
26	57		Simon LOW	Honda - Team Shop4bikers / Dutch-2-UK R'g	1:34.067	9	11	4.973	0.493	81.32
27	91		Ian STANFORD	Honda - I Stanford Racing	1:34.369	10	10	5.275	0.302	81.06
28	34		Arnie SHELTON	Honda - Shelton Racing	1:34.375	13	13	5.281	0.006	81.06
29	69	C	Joshua HARLAND	Honda - Josh Harland Racing	1:34.826	9	11	5.732	0.451	80.67
30	32	C	Stuart WILSON	Honda - Wilson Racing	1:35.330	11	11	6.236	0.504	80.24
31	29	C	Tarran MACKENZIE	Honda - Grant Racing / Alan Duffus M/CS	1:35.430	13	13	6.336	0.100	80.16
32	88		Dan MORETON	Honda - SGR Racing	1:35.500	9	9	6.406	0.070	80.10
33	33	C	Gary WINFIELD	Honda - Oxford TAG Racing	1:37.478	3	3	8.384	1.978	78.48
34	97	C	Sammi TASKER	Honda - Team Tasker	1:37.710	11	11	8.616	0.232	78.29

QUALIFYING LAPTIME (110% of 1:29.094) = 1:38.003

DNQ	25		Neil DURHAM	Aprilia - Moto Strada	1:38.229	3	9	9.135	0.519	77.88
-----	----	--	--------------------	-----------------------	-----------------	---	---	--------------	-------	-------

Weather / Track : Cloudy / Dry

Croft
 Circuit Length = 2.1250 miles
 Start: 15:00 End: 15:21

MCRCB BULLETIN TK022

2010 SpeedyRetail.com British 125GP Championship & ACU Academy Cup

FREE PRACTICE 2 - SECTOR ANALYSIS

1	James LODGE	RS Racing / Earnshaws M'cycles								
1-	28.613 110.0	38.043 100.8	25.949 103.1	1:32.605	5-	27.415 <i>115.7</i>	37.076 100.8	24.971 <i>103.7</i>	1:29.462	
2-	27.848 110.2	37.499 98.8	25.042 102.6	1:30.389	6-	27.403 113.9	37.076 <i>101.5</i>	25.405 102.3	1:29.884	
3-	28.226 110.9	37.632 99.6	In	1:30.656 P	7-	27.515 112.8	<i>36.817</i> 101.4	25.197 102.9	1:29.529	
4-	Out 110.9	38.447 95.3	25.332 102.6	8:17.441	8-	<i>27.309</i> 112.2	37.046 101.4	<i>24.739</i> 102.0	1:29.094	
2	Nigel PERCY	Team Repli-Cast UK Racing								
1-	28.508 112.2	38.120 99.0	25.619 101.1	1:32.247	7-	27.784 110.0	37.641 98.3	25.515 101.1	1:30.940	
2-	28.176 110.9	37.473 98.3	25.313 101.8	1:30.962	8-	28.056 110.6	37.956 98.4	25.264 100.5	1:31.276	
3-	27.839 111.7	37.720 98.5	25.800 100.6	1:31.359	9-	27.708 <i>112.8</i>	38.440 98.4	25.558 101.8	1:31.706	
4-	28.446 110.0	37.472 98.1	26.121 99.9	1:32.039	10-	<i>27.585</i> 112.2	<i>36.862</i> 99.0	25.325 101.8	1:29.772	
5-	29.111 97.3	39.366 92.4	In	1:35.743 P	11-	27.599 109.1	37.060 <i>99.3</i>	<i>24.992</i> 102.0	1:29.651	
6-	Out 105.4	39.282 98.8	25.911 100.6	3:34.068						
3	James FORD	E3 Motorsport								
1-	31.075 93.1	43.792 78.4	In	1:43.096 P	7-	28.418 107.9	38.345 96.8	25.789 98.7	1:32.552	
2-	Out 105.4	39.716 95.2	26.541 96.7	2:25.236	8-	28.955 108.9	38.145 96.6	<i>25.647</i> 98.8	1:32.747	
3-	28.652 107.0	38.200 96.6	26.929 97.3	1:33.781	9-	<i>27.848</i> <i>109.7</i>	38.227 98.0	26.361 99.0	1:32.436	
4-	28.702 107.2	38.525 96.8	26.314 98.3	1:33.541	10-	29.356 107.0	38.650 <i>98.4</i>	25.867 <i>99.4</i>	1:33.873	
5-	29.200 100.9	40.274 90.0	In	1:36.121 P	11-	28.079 108.8	<i>37.651</i> 98.0	25.835 98.4	1:31.565	
6-	Out 99.1	39.390 95.1	26.273 98.1	2:27.838						
7	Deane BROWN	C Colin Appleyard / Macadam Racing								
1-	Out 114.1	41.584 96.8	25.964 <i>104.7</i>	1:39.316	5-	27.702 113.4	38.320 <i>101.1</i>	25.211 104.2	1:31.233	
2-	28.411 <i>114.3</i>	38.814 100.6	25.717 104.5	1:32.942	6-	<i>27.630</i> 111.7	<i>37.477</i> 99.4	25.058 100.8	1:30.165	
3-	28.052 114.1	38.753 100.5	25.231 103.6	1:32.036	7-	30.973 102.5	40.635 90.6	In	1:36.644 P	
4-	28.001 110.7	38.301 99.6	<i>25.024</i> 103.2	1:31.326						
10	Peter SUTHERLAND	Team Repli-Cast UK Racing								
1-	29.563 111.3	38.860 95.1	25.888 102.5	1:34.311	7-	28.601 110.7	38.359 90.8	25.524 101.5	1:32.484	
2-	28.996 108.4	38.915 97.0	25.672 <i>102.8</i>	1:33.583	8-	28.189 109.1	<i>38.076</i> 96.8	<i>25.223</i> 101.4	1:31.488	
3-	29.535 110.2	38.341 92.3	25.622 <i>102.8</i>	1:33.498	9-	28.195 109.3	38.576 <i>98.3</i>	25.791 100.6	1:32.562	
4-	28.208 110.7	38.170 <i>98.3</i>	25.568 102.3	1:31.946	10-	28.213 110.9	38.313 97.8	25.387 101.2	1:31.913	
5-	28.864 109.3	38.789 96.8	25.662 101.1	1:33.315	11-	28.578 103.1	40.673 91.9	In	1:36.788 P	
6-	<i>28.111</i> 112.6	38.788 <i>98.3</i>	26.336 100.3	1:33.235						
11	Tom WEEDEN	C Tom Weeden Racing								
1-	29.979 107.7	39.999 93.2	26.698 100.2	1:36.676	7-	28.828 109.7	38.779 95.2	25.792 100.2	1:33.399	
2-	29.149 108.8	39.326 <i>99.0</i>	26.368 101.4	1:34.843	8-	<i>28.738</i> 107.4	38.608 97.4	26.400 98.3	1:33.746	
3-	28.958 <i>110.0</i>	39.784 97.0	<i>25.663</i> 101.2	1:34.405	9-	31.785 108.6	<i>38.573</i> 98.1	In	1:36.041 P	
4-	29.161 106.7	39.377 97.1	25.931 100.6	1:34.469	10-	Out 108.2	38.911 93.9	27.234 99.9	2:57.943	
5-	28.997 109.5	39.349 96.1	26.020 100.3	1:34.366	11-	29.275 101.2	39.938 97.0	In	1:35.104 P	
6-	29.267 107.5	39.432 97.7	25.729 99.4	1:34.428						
12	Edward RENDELL	Banks Racing / Breadline Racing								
1-	Out 101.1	41.130 94.8	26.260 100.6	1:40.112	8-	28.288 109.7	37.666 97.4	25.164 99.7	1:31.118	
2-	28.989 106.2	38.994 93.2	25.486 100.2	1:33.469	9-	28.175 107.7	37.765 97.7	<i>24.846</i> 100.2	1:30.786	
3-	28.648 109.3	39.150 96.3	25.394 <i>101.4</i>	1:33.192	10-	28.347 109.3	37.658 97.8	25.095 99.7	1:31.100	
4-	28.912 110.2	38.611 98.0	25.714 100.5	1:33.237	11-	<i>27.895</i> <i>110.6</i>	37.581 <i>98.1</i>	25.617 99.9	1:31.093	
5-	28.403 108.1	38.775 97.3	25.335 99.6	1:32.513	12-	28.105 109.1	37.448 97.5	24.961 100.3	1:30.514	
6-	28.204 110.2	38.477 94.9	25.206 100.9	1:31.887	13-	28.327 108.1	<i>37.399</i> 98.0	24.880 99.9	1:30.606	
7-	28.675 <i>110.6</i>	39.041 96.6	25.679 100.5	1:33.395						
13	Rob GUIVER	SP125 / Brookhouse Garage Racing								
1-	Out 102.0	42.861 96.4	26.639 <i>100.6</i>	1:44.889	6-	27.757 107.7	<i>37.642</i> 98.0	<i>24.892</i> 99.6	1:30.291	
2-	29.068 107.2	39.595 96.7	26.404 99.0	1:35.067	7-	27.946 107.9	38.132 88.4	26.626 99.1	1:32.704	
3-	28.873 <i>109.8</i>	39.483 96.0	26.617 100.3	1:34.973	8-	<i>27.729</i> 108.9	37.816 98.0	25.174 100.3	1:30.719	
4-	28.792 107.0	38.488 96.4	25.059 99.0	1:32.339	9-	28.972 106.2	42.489 84.7	In	1:39.647 P	
5-	28.183 107.2	37.713 <i>98.7</i>	25.436 99.3	1:31.332						

Weather / Track : Cloudy / Dry

Croft
Circuit Length = 2.1250 miles
Start: 15:00 End: 15:21

MCRCB BULLETIN TK022

2010 SpeedyRetail.com British 125GP Championship & ACU Academy Cup

FREE PRACTICE 2 - SECTOR ANALYSIS

14	Lee JACKSON	C Team Jackson Racing										
1-	29.152 <i>112.0</i>	38.931 97.7	25.950 <i>103.7</i>	1:34.033	7-	28.534 108.6	38.329 99.6	25.748 101.5	1:32.611			
2-	28.697 <i>112.0</i>	39.160 100.5	25.644 102.9	1:33.501	8-	28.325 110.6	37.934 99.6	25.274 102.1	1:31.533			
3-	28.586 110.0	38.507 99.7	25.410 102.3	1:32.503	9-	28.134 110.9	37.679 99.0	25.404 102.1	1:31.217			
4-	28.357 110.7	38.335 100.5	25.708 102.3	1:32.400	10-	<i>28.102</i> 109.8	37.753 100.9	25.453 102.5	1:31.308			
5-	28.960 110.2	38.642 100.0	In	1:32.005 P	11-	28.192 110.2	<i>37.533</i> 100.6	<i>24.997</i> 102.8	1:30.722			
6-	Out 108.9	38.782 99.0	25.821 102.5	2:25.404	12-	28.282 111.1	37.638 <i>101.8</i>	25.263 101.4	1:31.183			
16	Shaun HORSMAN	Symity IT										
1-	29.553 106.0	39.563 95.3	26.109 99.4	1:35.225	6-	28.636 106.5	37.986 97.5	In	1:32.115 P			
2-	28.969 106.7	40.212 97.0	25.715 99.0	1:34.896	7-	Out 103.9	39.902 94.4	25.933 98.3	6:31.043			
3-	28.883 104.9	38.940 96.6	25.444 99.9	1:33.267	8-	28.520 107.7	37.913 <i>98.4</i>	<i>25.159</i> <i>100.3</i>	1:31.592			
4-	29.326 103.4	38.740 97.4	26.877 97.8	1:34.943	9-	28.288 107.0	<i>37.688</i> <i>98.4</i>	25.483 99.3	1:31.459			
5-	<i>28.276</i> 106.4	38.266 96.7	25.289 98.5	1:31.831								
17	John McPHEE	C KRP/Bradley Smith Racing										
1-	28.750 110.9	38.970 100.2	25.566 102.8	1:33.286	7-	32.146 109.3	48.118 75.6	In	1:46.558 P			
2-	28.372 110.6	37.810 99.7	25.292 103.4	1:31.474	8-	Out 110.2	38.681 97.1	25.459 102.3	3:08.911			
3-	28.164 109.7	38.157 96.8	26.310 100.6	1:32.631	9-	27.798 114.3	37.273 100.6	24.969 103.2	1:30.040			
4-	28.182 110.7	39.527 95.7	26.191 102.5	1:33.900	10-	27.700 <i>115.1</i>	37.288 101.1	<i>24.905</i> <i>103.7</i>	1:29.893			
5-	28.107 111.1	37.803 99.1	26.386 101.7	1:32.296	11-	<i>27.608</i> 112.8	<i>36.823</i> <i>101.2</i>	In	1:34.290 P			
6-	28.069 103.9	42.406 90.1	29.551 96.6	1:40.026								
21	Harry STAFFORD	C Team Aztec GP										
1-	Out 102.1	43.050 89.7	28.097 <i>98.5</i>	1:47.651	7-	Out 108.9	39.902	25.877 98.3	4:45.004			
2-	30.188 103.7	41.804 89.4	26.651 97.1	1:38.643	8-	<i>28.540</i> <i>109.3</i>	39.422 93.6	25.931 97.0	1:33.893			
3-	29.236 106.9	40.960	26.576 <i>98.5</i>	1:36.772	9-	28.671 <i>109.3</i>	39.262	25.894 97.8	1:33.827			
4-	28.997 106.4	39.576 96.0	25.847 97.8	1:34.420	10-	29.081 107.4	39.355 <i>96.4</i>	26.012 97.7	1:34.448			
5-	28.875 108.6	39.362	26.049 97.7	1:34.286	11-	28.671 108.9	<i>39.198</i>	<i>25.705</i> 98.0	1:33.574			
6-	29.956 100.3	40.787 90.4	In	1:37.336 P								
22	Matthew PAULO	Grant Racing										
1-	29.697 106.7	40.265 92.9	26.189 <i>98.7</i>	1:36.151	7-	28.754 107.5	39.120 92.9	26.667 96.3	1:34.541			
2-	29.937 105.8	40.520 93.3	26.546 96.8	1:37.003	8-	28.808 107.7	38.506 95.7	<i>25.464</i> 97.0	1:32.778			
3-	29.217 105.5	39.546 94.7	26.316 95.9	1:35.079	9-	29.612 107.5	38.817 95.2	25.801 97.0	1:34.230			
4-	29.100 104.9	39.109 94.7	26.203 95.9	1:34.412	10-	28.816 107.9	38.598 94.4	26.246 96.3	1:33.660			
5-	29.105 104.9	39.469 93.3	26.024 97.0	1:34.598	11-	28.621 <i>108.1</i>	38.246 <i>97.0</i>	25.675 96.7	1:32.542			
6-	28.973 106.9	39.542 94.7	25.661 96.3	1:34.176	12-	<i>28.552</i> 107.0	<i>37.979</i> 96.3	25.577 97.4	1:32.108			
24	Ben BARRETT	Lowerdale Autos / SP 125 Racing										
1-	Out 105.8	42.758 93.9	27.417 99.9	1:43.603	8-	28.798 107.7	38.925 95.7	25.744 99.7	1:33.467			
2-	29.895 105.5	40.770 94.4	27.085 99.7	1:37.750	9-	28.865 107.2	39.012 96.3	25.658 99.6	1:33.535			
3-	29.183 105.8	40.335 95.1	26.252 101.1	1:35.770	10-	28.584 107.7	38.823 96.4	25.756 99.4	1:33.163			
4-	29.174 <i>110.9</i>	40.440 97.3	26.620 98.8	1:36.234	11-	29.167 108.4	38.560 96.1	25.554 100.5	1:33.281			
5-	29.049 105.8	39.475 95.3	25.842 99.4	1:34.366	12-	28.165 109.7	38.136 <i>98.1</i>	25.168 <i>101.4</i>	1:31.469			
6-	28.930 108.2	39.567 95.6	26.167 99.4	1:34.664	13-	<i>28.076</i> 108.8	<i>38.126</i> <i>98.1</i>	<i>25.121</i> 100.9	1:31.323			
7-	28.916 107.9	39.054 96.3	25.688 99.3	1:33.658								
25	Neil DURHAM	Moto Strada										
1-	Out 91.3	45.544 91.9	27.530 <i>99.7</i>	1:51.518	6-	Out 107.5	41.511 91.3	<i>26.490</i> 96.0	7:27.805			
2-	30.584 106.5	42.780 92.9	27.207 98.1	1:40.571	7-	30.666 106.0	43.184 94.8	26.543 95.2	1:40.393			
3-	<i>30.217</i> <i>107.9</i>	<i>41.398</i> 93.2	26.614 96.7	1:38.229	8-	31.392 96.6	42.937 <i>95.3</i>	27.076 95.3	1:41.405			
4-	31.283 101.5	42.643 91.6	28.219 92.4	1:42.145	9-	32.034 102.0	43.436 93.5	In	1:43.315 P			
5-	35.366 87.6	42.867 95.1	In	1:44.356 P								
26	Richard FERGUSON	C Team Ferguson Racing										
1-	29.942 109.7	41.543 91.6	26.543 102.5	1:38.028	7-	28.951 <i>110.9</i>	38.758 98.0	26.007 101.4	1:33.716			
2-	29.130 107.7	39.681 96.3	26.290 102.5	1:35.101	8-	28.725 <i>110.9</i>	39.092 98.5	25.979 101.7	1:33.796			
3-	29.566 109.5	40.252 95.7	25.756 <i>102.9</i>	1:35.574	9-	28.872 110.4	38.358 98.8	25.415 102.1	1:32.645			
4-	29.017 108.6	39.353 97.7	26.279 100.2	1:34.649	10-	28.661 110.6	38.527 98.8	25.407 101.8	1:32.595			
5-	29.224 108.1	38.996 97.7	26.090 102.5	1:34.310	11-	<i>28.602</i> 109.7	<i>38.203</i> <i>99.1</i>	25.432 102.1	1:32.237			
6-	29.108 109.8	39.639 98.3	25.882 101.8	1:34.629	12-	28.883 108.2	38.449 98.7	<i>25.315</i> 101.8	1:32.647			

Croft
Circuit Length = 2.1250 miles
Start: 15:00 End: 15:21

Weather / Track : Cloudy / Dry

MCRCB BULLETIN TK022

2010 SpeedyRetail.com British 125GP Championship & ACU Academy Cup

FREE PRACTICE 2 - SECTOR ANALYSIS

27	Catherine GREEN		CG Racing												
1-	Out	104.5	44.453	93.9	26.598	<i>102.6</i>	1:46.208	8-	28.506	108.4	38.513	97.7	<i>25.554</i>	101.4	1:32.573
2-	29.561	111.1	41.680	91.8	26.351	101.4	1:37.592	9-	<i>28.283</i>	110.4	<i>38.303</i>	98.7	25.695	102.3	1:32.281
3-	28.969	110.9	41.001	93.6	26.676	101.7	1:36.646	10-	28.608	110.2	38.443	98.3	25.840	101.5	1:32.891
4-	29.168	106.2	40.376	95.9	In		1:34.426	P 11-	28.416	<i>112.2</i>	39.084	<i>99.0</i>	26.249	101.4	1:33.749
5-	Out	106.9	39.594	96.6	26.480	101.2	2:12.344	12-	29.528	108.9	38.676	98.7	25.697	101.8	1:33.901
6-	28.983	108.2	38.832	97.4	26.106	101.4	1:33.921	13-	28.336	109.7	38.353	98.8	25.622	101.2	1:32.311
7-	28.912	108.9	38.586	98.8	26.159	101.2	1:33.657								
28	Jon VINCENT		G R Formby Heavy Transport												
1-	Out	98.5	42.187	94.7	26.659	<i>102.3</i>	1:47.307	5-	<i>28.148</i>	108.1	<i>37.761</i>	97.5	<i>25.180</i>	101.7	1:31.089
2-	28.792	<i>112.2</i>	39.968	93.2	25.590	101.7	1:34.350	6-	28.188	107.0	37.822	97.5	25.257	101.5	1:31.267
3-	28.339	108.8	39.402	97.5	25.620	102.1	1:33.361	7-	29.401	96.8	40.713	87.3	In		1:36.468
4-	28.358	107.7	38.475	<i>99.0</i>	25.238	101.8	1:32.071								
29	Tarran MACKENZIE		C Grant Racing / Alan Duffus M/CS												
1-	Out	95.3	45.599	86.9	27.573	<i>102.9</i>	1:51.987	8-	30.312	104.0	41.224	94.5	26.828	99.4	1:38.364
2-	30.369	106.9	41.948	90.9	27.394	100.3	1:39.711	9-	29.622	106.5	40.425	95.6	26.234	99.7	1:36.281
3-	30.191	108.1	41.828	92.3	26.869	101.1	1:38.888	10-	29.826	107.0	40.056	94.5	26.254	100.3	1:36.136
4-	30.148	105.5	42.660	94.9	27.163	99.7	1:39.971	11-	29.760	107.0	40.078	96.6	26.944	99.4	1:36.782
5-	30.802	103.2	41.774	94.8	26.894	99.3	1:39.470	12-	29.822	108.1	40.782	<i>96.7</i>	26.546	100.8	1:37.150
6-	29.927	107.2	40.586	95.2	26.617	100.6	1:37.130	13-	<i>29.199</i>	<i>108.2</i>	<i>40.020</i>	96.1	<i>26.211</i>	99.4	1:35.430
7-	29.825	106.4	40.315	95.6	26.781	99.6	1:36.921								
32	Stuart WILSON		C Wilson Racing												
1-	Out	102.6	41.611	94.1	26.713	97.4	1:39.220	7-	29.907	<i>107.2</i>	40.068	93.9	26.465	<i>98.0</i>	1:36.440
2-	30.114	103.1	40.437	<i>96.3</i>	<i>26.165</i>	97.0	1:36.716	8-	<i>29.145</i>	104.0	39.925	95.2	26.489	96.4	1:35.559
3-	29.644	104.0	40.048	94.1	26.261	96.6	1:35.953	9-	29.610	105.4	40.975	91.1	In		1:36.772
4-	29.416	104.0	40.048	94.9	26.767	97.0	1:36.231	10-	Out	98.1	41.140	95.1	26.332	96.7	2:37.224
5-	29.844	102.8	41.191	93.6	In		1:37.527	P 11-	29.493	103.7	<i>39.615</i>	95.5	26.222	96.7	1:35.330
6-	Out	105.2	40.356	94.3	27.139	96.4	2:16.878								
33	Gary WINFIELD		C Oxford TAG Racing												
1-	Out	96.6	44.288	92.3	27.002	<i>100.2</i>	1:47.003	3-	29.762	103.1	41.055	92.4	26.661	96.0	1:37.478
2-	30.329	<i>104.7</i>	40.922	92.1	<i>26.251</i>	97.0	1:37.502								
34	Arnie SHELTON		Shelton Racing												
1-	Out	105.4	42.972	92.6	27.314	<i>98.8</i>	1:45.402	8-	29.635	106.4	39.872	94.8	<i>26.125</i>	97.4	1:35.632
2-	30.016	108.8	41.347	92.1	27.886	98.3	1:39.249	9-	29.461	106.2	40.038	96.0	26.927	97.3	1:36.426
3-	29.400	106.9	40.100	92.2	26.511	97.7	1:36.011	10-	30.268	<i>110.2</i>	39.155	95.3	26.150	97.3	1:35.573
4-	29.707	104.9	39.733	92.1	26.711	96.3	1:36.151	11-	29.091	107.4	39.261	94.8	26.125	97.1	1:34.477
5-	29.636	104.5	40.283	93.2	27.103	96.1	1:37.022	12-	29.216	106.2	39.966	<i>96.6</i>	26.348	98.1	1:35.530
6-	29.750	106.7	40.153	93.7	26.680	97.3	1:36.583	13-	<i>29.035</i>	108.1	<i>39.037</i>	96.1	26.303	97.0	1:34.375
7-	29.569	105.2	39.665	95.5	26.786	97.3	1:36.020								
35	Elliot LODGE		C Spike Racing												
1-	30.055	108.8	40.946	94.8	26.276	<i>101.8</i>	1:37.277	7-	29.003	109.7	39.070	96.6	25.715	100.0	1:33.788
2-	29.658	106.5	39.855	94.7	25.679	100.8	1:35.192	8-	28.975	108.8	39.550	<i>97.8</i>	25.842	<i>101.8</i>	1:34.367
3-	29.350	106.5	39.790	95.7	25.740	101.4	1:34.880	9-	29.129	110.2	<i>38.721</i>	96.7	<i>25.432</i>	100.8	1:33.282
4-	29.820	106.2	39.782	96.4	25.941	99.4	1:35.543	10-	<i>28.602</i>	<i>110.6</i>	38.887	96.8	25.724	99.7	1:33.213
5-	29.281	107.4	39.612	94.8	26.401	100.0	1:35.294	11-	29.036	107.7	38.869	96.6	25.453	101.2	1:33.358
6-	28.999	108.4	39.830	96.4	25.628	100.9	1:34.457	12-	28.998	107.4	39.053	96.0	25.559	100.5	1:33.610
44	Matthew DAVIES		C SP125 / Mountain Motor Vehicles												
1-	Out	107.4	42.160	94.8	26.371	101.1	1:53.128	7-	28.882	112.6	39.180	96.8	25.874	101.2	1:33.936
2-	29.365	110.7	40.771	95.2	26.337	100.5	1:36.473	8-	28.875	111.8	38.839	98.0	25.550	101.5	1:33.264
3-	29.149	112.2	40.252	96.0	26.301	101.1	1:35.702	9-	28.669	113.4	38.753	98.5	25.375	101.7	1:32.797
4-	29.520	110.7	39.784	98.0	25.924	100.8	1:35.228	10-	<i>28.514</i>	113.6	39.272	98.1	25.552	100.2	1:33.338
5-	28.988	<i>114.1</i>	39.664	96.8	25.908	100.9	1:34.560	11-	28.724	113.4	38.992	98.5	<i>25.056</i>	<i>102.5</i>	1:32.772
6-	29.025	112.2	39.330	97.8	25.690	101.4	1:34.045	12-	29.473	<i>114.1</i>	<i>38.670</i>	<i>100.0</i>	25.246	101.7	1:33.389

Weather / Track : Cloudy / Dry

Croft
Circuit Length = 2.1250 miles
Start: 15:00 End: 15:21

MCRCB BULLETIN TK022

2010 SpeedyRetail.com British 125GP Championship & ACU Academy Cup FREE PRACTICE 2 - SECTOR ANALYSIS

57	Simon LOW		Team Shop4bikers / Dutch-2-UK R'g												
1-	Out	105.0	41.851	92.2	26.868	<i>99.1</i>	1:43.160	7-	29.673	105.0	39.972	95.9	26.026	97.3	1:35.671
2-	29.561	106.5	40.321	95.9	26.091	98.4	1:35.973	8-	29.749	106.5	39.638	96.0	26.155	97.7	1:35.542
3-	30.570	104.4	41.749	95.3	In		1:36.789 P	9-	<i>29.130</i>	<i>108.8</i>	<i>39.186</i>	<i>96.1</i>	<i>25.751</i>	98.5	1:34.067
4-	Out	99.9	42.418	91.2	27.459	95.9	4:18.054	10-	29.377	105.7	39.855	94.9	25.752	98.7	1:34.984
5-	30.214	104.7	40.282	94.8	26.521	97.1	1:37.017	11-	29.132	106.5	39.855	95.7	25.812	97.5	1:34.799
6-	29.474	106.7	39.899	95.2	25.811	98.4	1:35.184								
69	Joshua HARLAND		C Josh Harland Racing												
1-	Out	101.8	45.345	90.7	27.935	99.3	1:47.874	7-	Out	103.2	41.236	95.3	26.742	97.5	3:32.299
2-	31.741	103.2	42.302	94.7	26.802	99.3	1:40.845	8-	30.471	108.2	39.954	96.6	25.908	99.9	1:36.333
3-	31.046	103.1	40.854	95.3	26.871	<i>100.5</i>	1:38.771	9-	<i>29.263</i>	<i>108.9</i>	39.684	95.7	25.879	99.1	1:34.826
4-	30.329	104.7	41.188	95.7	26.562	99.3	1:38.079	10-	29.732	106.5	39.815	<i>97.1</i>	26.091	<i>100.5</i>	1:35.638
5-	30.572	106.0	40.267	94.5	<i>25.842</i>	99.4	1:36.681	11-	29.623	106.0	<i>39.298</i>	96.8	In		1:37.200 P
6-	30.041	106.0	41.226	87.5	In		1:38.414 P								
71	Andrew REID		C Team Aztec GP												
1-	28.843	108.4	38.692	96.4	25.805	93.7	1:33.340	5-	<i>28.052</i>	<i>111.1</i>	<i>37.987</i>	95.1	25.256	<i>100.3</i>	1:31.295
2-	29.151	108.4	38.762		25.579	99.6	1:33.492	6-	28.380	110.4	38.320	95.9	<i>25.212</i>	99.9	1:31.912
3-	28.507	108.1	38.544		25.539	99.4	1:32.590	7-	28.086	110.0	38.064		25.381	99.7	1:31.531
4-	28.286	110.4	38.486	<i>96.7</i>	25.658	99.7	1:32.430	8-	28.120	108.9	38.658	<i>96.7</i>	In		1:33.667 P
77	Taylor MACKENZIE		KRP Node 4 MMCG												
1-	28.732	113.4	38.639	99.1	25.841	103.6	1:33.212	7-	28.067	113.0	38.902	100.5	25.414	103.7	1:32.383
2-	29.335	108.2	38.538	99.3	25.664	105.0	1:33.537	8-	27.753	114.9	37.819	<i>100.8</i>	25.376	104.2	1:30.948
3-	28.547	112.2	38.617	100.2	In		1:36.803 P	9-	<i>27.663</i>	<i>115.9</i>	38.225	100.3	<i>25.075</i>	103.6	1:30.963
4-	Out	108.2	41.372	95.3	27.152	102.3	3:37.075	10-	27.816	113.7	<i>37.495</i>	100.3	25.193	103.7	1:30.504
5-	28.301	113.0	38.593	99.4	25.882	<i>105.7</i>	1:32.776	11-	28.500	109.8	38.126	98.8	25.638	103.2	1:32.264
6-	27.876	114.1	37.960	100.3	25.446	104.4	1:31.282								
88	Dan MORETON		SGR Racing												
1-	30.451	<i>104.2</i>	41.648	88.8	26.833	94.5	1:38.932	6-	29.741	101.5	<i>39.635</i>	93.2	In		1:34.813 P
2-	30.360	101.4	41.243	92.7	27.017	91.9	1:38.620	7-	Out	98.1	40.304	92.1	In		2:23.321 P
3-	30.196	100.8	40.454	93.6	26.491	94.0	1:37.141	8-	Out	102.6	40.774	94.1	26.057	<i>95.5</i>	5:34.343
4-	29.488	101.2	39.829	93.7	26.363	93.5	1:35.680	9-	29.479	101.2	40.035	<i>94.7</i>	<i>25.986</i>	<i>95.5</i>	1:35.500
5-	<i>29.433</i>	103.4	39.978	92.8	26.850	90.2	1:36.261								
89	Fraser ROGERS		C KRP / Racing Steps Foundations												
1-	29.248	<i>114.9</i>	39.155	99.9	25.389	104.5	1:33.792	5-	29.205	111.1	39.042	98.7	25.293	103.7	1:33.540
2-	28.733	113.4	39.072	98.7	25.479	<i>105.0</i>	1:33.284	6-	<i>28.470</i>	113.2	38.837	99.3	26.651	103.6	1:33.958
3-	28.668	112.6	<i>38.734</i>	100.5	<i>25.213</i>	103.6	1:32.615	7-	28.546	113.2	52.734	82.6	In		1:51.250 P
4-	28.652	112.0	38.765	<i>100.8</i>	25.396	104.4	1:32.813								
91	Ian STANFORD		I Stanford Racing												
1-	30.123	107.2	40.756	94.1	26.668	100.2	1:37.547	6-	Out	101.1	46.689	92.9	29.744	94.7	5:16.971
2-	29.884	107.9	40.451	94.1	26.297	99.4	1:36.632	7-	29.970	<i>108.6</i>	39.563	94.4	26.359	98.1	1:35.892
3-	29.352	106.2	40.226	92.7	26.692	<i>100.5</i>	1:36.270	8-	29.386	106.5	39.813	95.1	<i>26.195</i>	100.3	1:35.394
4-	29.429	107.0	39.632	95.5	26.373	99.3	1:35.434	9-	29.115	107.5	39.325	95.6	26.417	99.1	1:34.857
5-	29.408	107.5	39.888	93.5	In		1:37.576 P	10-	<i>29.040</i>	108.2	<i>39.130</i>	<i>96.1</i>	26.199	99.7	1:34.369
94	Sam HORNSEY		C KRP / Bradley Smith Racing												
1-	29.089	110.2	39.723	97.1	25.970	100.2	1:34.782	7-	Out	108.9	39.586	95.7	25.962	99.6	4:14.005
2-	28.430	110.4	38.363	96.3	25.521	100.9	1:32.314	8-	28.352	112.6	38.131	97.8	25.457	100.6	1:31.940
3-	28.446	110.6	38.417	97.7	25.308	100.8	1:32.171	9-	28.091	110.2	37.854	<i>99.3</i>	25.329	<i>101.7</i>	1:31.274
4-	28.086	112.6	38.149	97.8	25.566	100.9	1:31.801	10-	28.145	111.7	38.666	95.3	<i>25.129</i>	100.8	1:31.940
5-	28.539	112.8	39.003	96.3	25.647	99.3	1:33.189	11-	<i>28.048</i>	110.6	<i>37.558</i>	98.5	25.245	100.5	1:30.851
6-	28.146	<i>113.6</i>	38.603	97.5	In		1:31.776 P								
97	Sammi TASKER		C Team Tasker												
1-	Out	82.3	48.912	82.1	30.004	94.9	1:55.655	7-	29.883	108.2	41.346	<i>96.0</i>	27.459	<i>100.9</i>	1:38.688
2-	31.539	105.2	43.418	92.9	28.084	100.6	1:43.041	8-	30.031	107.5	41.548	92.1	27.894	99.0	1:39.473

Weather / Track : Cloudy / Dry

Croft
Circuit Length = 2.1250 miles
Start: 15:00 End: 15:21

MCRCB BULLETIN TK022

2010 SpeedyRetail.com British 125GP Championship & ACU Academy Cup

FREE PRACTICE 2 - SECTOR ANALYSIS

3 -	30.700	106.5	42.880	92.8	27.758	100.2	1:41.338	9 -	<i>29.838</i>	<i>108.9</i>	41.412	95.1	In	1:38.326	P		
4 -	29.966	107.4	42.226	94.7	29.356	98.1	1:41.548	10 -	Out	104.7	41.188	93.9	27.548	100.3	3:54.052		
5 -	30.228	106.9	41.831	93.5	27.947	99.7	1:40.006	11 -	30.033	107.7	<i>40.484</i>	94.4	<i>27.193</i>	99.6	1:37.710		
6 -	30.900	103.1	41.731	94.7	27.813	100.2	1:40.444										
98	Wayne RYAN														C	KRP / Racing Steps Foundations	
1 -	29.541	112.0	39.264	97.3	25.785	103.2	1:34.590	7 -	28.393	111.7	38.164	100.9	25.351	102.3	1:31.908		
2 -	28.711	111.5	39.433	99.3	25.584	102.6	1:33.728	8 -	28.357	110.9	38.373	100.6	25.306	102.5	1:32.036		
3 -	28.480	110.7	38.339	100.9	25.471	103.6	1:32.290	9 -	28.332	112.4	38.610	<i>101.1</i>	25.909	102.0	1:32.851		
4 -	28.758	112.2	38.624	99.6	25.376	103.1	1:32.758	10 -	28.378	<i>112.8</i>	<i>38.096</i>	98.7	<i>25.139</i>	<i>103.7</i>	1:31.613		
5 -	29.318	111.1	38.508	100.9	25.585	103.2	1:33.411	11 -	28.272	110.2	38.418	99.9	25.251	102.8	1:31.941		
6 -	28.637	112.2	38.614	100.3	26.115	102.9	1:33.366	12 -	<i>28.268</i>	111.5	38.226	100.3	25.143	102.5	1:31.637		
99	Kyle RYDE														C	Kyle Ryde Racing	
1 -	Out	91.2	44.243	84.2	27.746	92.2	1:49.140	7 -	28.906	108.4	38.695	95.9	25.973	98.4	1:33.574		
2 -	31.197	96.3	42.374	89.2	27.375	95.2	1:40.946	8 -	29.619	105.0	39.341	94.1	In		1:35.239	P	
3 -	30.359	101.1	40.075	92.4	26.406	96.7	1:36.840	9 -	Out	105.4	39.213	98.3	25.517	100.3	3:36.257		
4 -	29.708	102.8	39.381	95.9	27.345	95.2	1:36.434	10 -	29.073	108.1	39.373	<i>98.7</i>	26.641	100.6	1:35.087		
5 -	28.761	106.5	38.650	97.0	26.052	100.8	1:33.463	11 -	29.499	106.7	40.894	94.8	26.123	<i>102.5</i>	1:36.516		
6 -	28.727	<i>111.5</i>	39.536	97.0	26.752	100.9	1:35.015	12 -	<i>28.496</i>	107.9	<i>38.149</i>	98.5	<i>25.510</i>	100.5	1:32.155		

Weather / Track : Cloudy / Dry

Croft
Circuit Length = 2.1250 miles
Start: 15:00 End: 15:21

MCRCB BULLETIN TK023

2010 SpeedyRetail.com British 125GP Championship & ACU Academy Cup

FREE PRACTICE 2 - SPEED TRAPS

SECTOR 1				SECTOR 2			FINISH LINE			
POS	NO	NAME	MPH	NO	NAME	MPH	NO	NAME	MPH	
1	77	Taylor MACKENZIE	115.9	14	Lee JACKSON	101.8	77	Taylor MACKENZIE	105.7	
2	1	James LODGE	115.7	1	James LODGE	101.5	89	Fraser ROGERS	105.0	
3	17	John McPHEE	115.1	17	John McPHEE	101.2	7	Deane BROWN	104.7	
4	89	Fraser ROGERS	114.9	7	Deane BROWN	101.1	1	James LODGE	103.7	
5	7	Deane BROWN	114.3	98	Wayne RYAN	101.1	14	Lee JACKSON	103.7	
6	10	Peter SUTHERLAND	114.1	77	Taylor MACKENZIE	100.8	17	John McPHEE	103.7	
7	44	Matthew DAVIES	114.1	89	Fraser ROGERS	100.8	98	Wayne RYAN	103.7	
8	94	Sam HORNSEY	113.6	44	Matthew DAVIES	100.0	26	Richard FERGUSON	102.9	
9	2	Nigel PERCY	112.8	2	Nigel PERCY	99.3	29	Tarran MACKENZIE	102.9	
10	98	Wayne RYAN	112.8	94	Sam HORNSEY	99.3	10	Peter SUTHERLAND	102.8	
11	27	Catherine GREEN	112.2	26	Richard FERGUSON	99.1	27	Catherine GREEN	102.6	
12	28	Jon VINCENT	112.2	11	Tom WEEDEN	99.0	2	Nigel PERCY	102.5	
13	14	Lee JACKSON	112.0	27	Catherine GREEN	99.0	44	Matthew DAVIES	102.5	
14	99	Kyle RYDE	111.5	28	Jon VINCENT	99.0	99	Kyle RYDE	102.5	
15	71	Andrew REID	111.1	13	Rob GUIVER	98.7	28	Jon VINCENT	102.3	
16	24	Ben BARRETT	110.9	99	Kyle RYDE	98.7	11	Tom WEEDEN	102.0	
17	26	Richard FERGUSON	110.9	3	James FORD	98.4	35	Elliot LODGE	101.8	
18	12	Edward RENDELL	110.6	16	Shaun HORSMAN	98.4	94	Sam HORNSEY	101.7	
19	35	Elliot LODGE	110.6	10	Peter SUTHERLAND	98.3	12	Edward RENDELL	101.4	
20	34	Arnie SHELTON	110.2	12	Edward RENDELL	98.1	24	Ben BARRETT	101.4	
21	11	Tom WEEDEN	110.0	24	Ben BARRETT	98.1	97	Sammi TASKER	100.9	
22	13	Rob GUIVER	109.8	35	Elliot LODGE	97.8	13	Rob GUIVER	100.6	
23	3	James FORD	109.7	69	Joshua HARLAND	97.1	69	Joshua HARLAND	100.5	
24	21	Harry STAFFORD	109.3	22	Matthew PAULO	97.0	91	Ian STANFORD	100.5	
25	16	Shaun HORSMAN	108.9	29	Tarran MACKENZIE	96.7	16	Shaun HORSMAN	100.3	
26	69	Joshua HARLAND	108.9	71	Andrew REID	96.7	71	Andrew REID	100.3	
27	97	Sammi TASKER	108.9	34	Arnie SHELTON	96.6	33	Gary WINFIELD	100.2	
28	57	Simon LOW	108.8	21	Harry STAFFORD	96.4	3	James FORD	99.4	
29	91	Ian STANFORD	108.6	32	Stuart WILSON	96.3	25	Neil DURHAM	99.1	
30	29	Tarran MACKENZIE	108.2	57	Simon LOW	96.1	57	Simon LOW	99.1	
31	22	Matthew PAULO	108.1	91	Ian STANFORD	96.1	34	Arnie SHELTON	98.8	
32	25	Neil DURHAM	107.9	97	Sammi TASKER	96.0	21	Harry STAFFORD	98.5	
33	32	Stuart WILSON	107.2	25	Neil DURHAM	95.3	22	Matthew PAULO	98.1	
34	33	Gary WINFIELD	104.7	33	Gary WINFIELD	95.2	32	Stuart WILSON	98.0	
35	88	Dan MORETON	104.2	88	Dan MORETON	94.7	88	Dan MORETON	95.5	

Weather / Track : Cloudy / Dry

Croft
Circuit Length = 2.1250 miles
Start: 15:00 End: 15:21

MCRCB BULLETIN TK024

2010 SpeedyRetail.com British 125GP Championship & ACU Academy Cup

FREE PRACTICE 2 - BEST SECTOR TIMES

SECTOR 1			SECTOR 2			SECTOR 3			IDEAL / BEST COMPARISON						
POS	NO	NAME	TIME	NO	NAME	TIME	NO	NAME	TIME	POS	NO	NAME	IDEAL	BEST	DIFF
1	1	LODGE	27.309	1	LODGE	36.817	1	LODGE	24.739	1	1	LODGE	1:28.865	1:29.094	0.229
2	2	PERCY	27.585	17	McPHEE	36.823	12	RENDELL	24.846	2	17	McPHEE	1:29.336	1:29.893	0.557
3	17	McPHEE	27.608	2	PERCY	36.862	13	GUIVER	24.892	3	2	PERCY	1:29.439	1:29.651	0.212
4	7	BROWN	27.630	12	RENDELL	37.399	17	McPHEE	24.905	4	7	BROWN	1:30.131	1:30.165	0.034
5	77	MACKENZIE	27.663	7	BROWN	37.477	2	PERCY	24.992	5	12	RENDELL	1:30.140	1:30.514	0.374
6	13	GUIVER	27.729	77	MACKENZIE	37.495	14	JACKSON	24.997	6	77	MACKENZIE	1:30.233	1:30.504	0.271
7	3	FORD	27.848	14	JACKSON	37.533	7	BROWN	25.024	7	13	GUIVER	1:30.263	1:30.291	0.028
8	12	RENDELL	27.895	94	HORNSEY	37.558	44	DAVIES	25.056	8	14	JACKSON	1:30.632	1:30.722	0.090
9	94	HORNSEY	28.048	13	GUIVER	37.642	77	MACKENZIE	25.075	9	94	HORNSEY	1:30.735	1:30.851	0.116
10	71	REID	28.052	3	FORD	37.651	24	BARRETT	25.121	10	28	VINCENT	1:31.089	1:31.089	0.000
11	24	BARRETT	28.076	16	HORSMAN	37.688	94	HORNSEY	25.129	11	16	HORSMAN	1:31.123	1:31.459	0.336
12	14	JACKSON	28.102	28	VINCENT	37.761	98	RYAN	25.139	12	3	FORD	1:31.146	1:31.565	0.419
13	10	SUTHERLAND	28.111	22	PAULO	37.979	16	HORSMAN	25.159	13	71	REID	1:31.251	1:31.295	0.044
14	28	VINCENT	28.148	71	REID	37.987	28	VINCENT	25.180	14	24	BARRETT	1:31.323	1:31.323	0.000
15	98	RYAN	28.268	10	SUTHERLAND	38.076	71	REID	25.212	15	10	SUTHERLAND	1:31.410	1:31.488	0.078
16	16	HORSMAN	28.276	98	RYAN	38.096	89	ROGERS	25.213	16	98	RYAN	1:31.503	1:31.613	0.110
17	27	GREEN	28.283	24	BARRETT	38.126	10	SUTHERLAND	25.223	17	22	PAULO	1:31.995	1:32.108	0.113
18	89	ROGERS	28.470	99	RYDE	38.149	26	FERGUSON	25.315	18	26	FERGUSON	1:32.120	1:32.237	0.117
19	99	RYDE	28.496	26	FERGUSON	38.203	35	LODGE	25.432	19	27	GREEN	1:32.140	1:32.281	0.141
20	44	DAVIES	28.514	27	GREEN	38.303	22	PAULO	25.464	20	99	RYDE	1:32.155	1:32.155	0.000
21	21	STAFFORD	28.540	11	WEEDEN	38.573	99	RYDE	25.510	21	44	DAVIES	1:32.240	1:32.772	0.532
22	22	PAULO	28.552	44	DAVIES	38.670	27	GREEN	25.554	22	89	ROGERS	1:32.417	1:32.615	0.198
23	26	FERGUSON	28.602	35	LODGE	38.721	3	FORD	25.647	23	35	LODGE	1:32.755	1:33.213	0.458
24	35	LODGE	28.602	89	ROGERS	38.734	11	WEEDEN	25.663	24	11	WEEDEN	1:32.974	1:33.399	0.425
25	11	WEEDEN	28.738	34	SHELTON	39.037	21	STAFFORD	25.705	25	21	STAFFORD	1:33.443	1:33.574	0.131
26	34	SHELTON	29.035	91	STANFORD	39.130	57	LOW	25.751	26	57	LOW	1:34.067	1:34.067	0.000
27	91	STANFORD	29.040	57	LOW	39.186	69	HARLAND	25.842	27	34	SHELTON	1:34.197	1:34.375	0.178
28	57	LOW	29.130	21	STAFFORD	39.198	88	MORETON	25.986	28	91	STANFORD	1:34.365	1:34.369	0.004
29	32	WILSON	29.145	69	HARLAND	39.298	34	SHELTON	26.125	29	69	HARLAND	1:34.403	1:34.826	0.423
30	29	MACKENZIE	29.199	32	WILSON	39.615	32	WILSON	26.165	30	32	WILSON	1:34.925	1:35.330	0.405
31	69	HARLAND	29.263	88	MORETON	39.635	91	STANFORD	26.195	31	88	MORETON	1:35.054	1:35.500	0.446
32	88	MORETON	29.433	33	WINFIELD	39.922	29	MACKENZIE	26.211	32	29	MACKENZIE	1:35.430	1:35.430	0.000
33	33	WINFIELD	29.625	29	MACKENZIE	40.020	33	WINFIELD	26.251	33	33	WINFIELD	1:35.798	1:37.478	1.680
34	97	TASKER	29.838	97	TASKER	40.484	25	DURHAM	26.490	34	97	TASKER	1:37.515	1:37.710	0.195
35	25	DURHAM	30.217	25	DURHAM	41.398	97	TASKER	27.193	35	25	DURHAM	1:38.105	1:38.229	0.124

Perfect Lap 1:28.865


Weather / Track : Cloudy / Dry

Croft
Circuit Length = 2.1250 miles
Start: 15:00 End: 15:21

MCRCB BULLETIN TK029

**2010 SpeedyRetail.com British 125GP Championship & ACU Academy Cup
RACE 1 - PROVISIONAL GRID (KNOCKHILL RACE)**

ROW 8	97 Sammi TASKER			
ROW 7	29 Tarran MACKENZIE	69 Joshua HARLAND	25 Neil DURHAM	32 Stuart WILSON
ROW 6	35 Elliot LODGE	33 Gary WINFIELD	26 Richard FERGUSON	24 Ben BARRETT
ROW 5	91 Ian STANFORD	11 Tom WEEDEN	98 Wayne RYAN	22 Matthew PAULO
ROW 4	12 Edward RENDELL	28 Jon VINCENT	16 Shaun HORSMAN	21 Harry STAFFORD
ROW 3	14 Lee JACKSON	71 Andrew REID	2 Nigel PERCY	44 Matthew DAVIES
ROW 2	10 Peter SUTHERLAND	94 Sam HORNSEY	13 Rob GUIVER	77 Taylor MACKENZIE
ROW 1	89 Fraser ROGERS	7 Deane BROWN	1 James LODGE	17 John McPHEE
Pole				



Croft
Circuit Length = 2.1250 miles

Race Director :	Stewards :	Timekeeper :
-----------------	------------	--------------

2010 SpeedyRetail.com British 125GP Championship & ACU Academy Cup
QUALIFYING 1 - CLASSIFICATION

POS	NO	CL	NAME	ENTRY	TIME	ON	LAPS	GAP	DIFF	MPH
1	1		James LODGE	Honda - RS Racing / Earnshaws M'cycles	1:34.043	13	13			81.34
2	17	C	John McPHEE	Honda - KRP/Bradley Smith Racing	1:35.240	14	14	1.197	1.197	80.32
3	71	C	Andrew REID	Honda - Team Aztec GP	1:35.298	13	13	1.255	0.058	80.27
4	13		Rob GUIVER	Honda - SP125 / Brookhouse Garage Racing	1:35.448	15	15	1.405	0.150	80.14
5	89	C	Fraser ROGERS	Honda - KRP / Racing Steps Foundations	1:35.567	14	14	1.524	0.119	80.04
6	99	C	Kyle RYDE	Honda - Kyle Ryde Racing	1:35.630	14	14	1.587	0.063	79.99
7	77		Taylor MACKENZIE	Honda - KRP Node 4 MMCG	1:35.742	14	14	1.699	0.112	79.90
8	44	C	Matthew DAVIES	Honda - SP125 / Mountain Motor Vehicles	1:36.593	13	14	2.550	0.851	79.19
9	7	C	Deane BROWN	Honda - Colin Appleyard / Macadam Racing	1:36.726	14	14	2.683	0.133	79.09
10	2		Nigel PERCY	Honda - Team Repli-Cast UK Racing	1:36.741	14	14	2.698	0.015	79.07
11	12		Edward RENDELL	Honda - Banks Racing / Breadline Racing	1:36.844	13	14	2.801	0.103	78.99
12	16		Shaun HORSMAN	Honda - Symitry IT	1:37.551	13	13	3.508	0.707	78.42
13	28		Jon VINCENT	Honda - G R Formby Heavy Transport	1:37.608	14	14	3.565	0.057	78.37
14	14	C	Lee JACKSON	Honda - Team Jackson Racing	1:37.684	10	14	3.641	0.076	78.31
15	11	C	Tom WEEDEN	Honda - Tom Weeden Racing	1:38.169	14	15	4.126	0.485	77.92
16	94	C	Sam HORNSEY	Honda - KRP / Bradley Smith Racing	1:38.503	14	14	4.460	0.334	77.66
17	21	C	Harry STAFFORD	Honda - Team Aztec GP	1:38.640	9	9	4.597	0.137	77.55
18	98	C	Wayne RYAN	Honda - KRP / Racing Steps Foundations	1:38.953	6	6	4.910	0.313	77.31
19	35	C	Elliot LODGE	Honda - Spike Racing	1:39.502	15	15	5.459	0.549	76.88
20	22		Matthew PAULO	Honda - Grant Racing	1:39.676	13	13	5.633	0.174	76.74
21	3		James FORD	Honda - E3 Motorsport	1:39.954	12	12	5.911	0.278	76.53
22	57		Simon LOW	Honda - Team Shop4bikers / Dutch-2-UK R'g	1:40.130	13	13	6.087	0.176	76.40
23	10		Peter SUTHERLAND	Honda - Team Repli-Cast UK Racing	1:40.212	5	5	6.169	0.082	76.33
24	26	C	Richard FERGUSON	Honda - Team Ferguson Racing	1:40.705	13	13	6.662	0.493	75.96
25	27		Catherine GREEN	Honda - CG Racing	1:41.450	15	15	7.407	0.745	75.40
26	24		Ben BARRETT	Honda - Lowerdale Autos / SP 125 Racing	1:41.544	13	15	7.501	0.094	75.33
27	33	C	Gary WINFIELD	Honda - Oxford TAG Racing	1:41.552	14	14	7.509	0.008	75.33
28	29	C	Tarran MACKENZIE	Honda - Grant Racing / Alan Duffus M/CS	1:41.601	14	15	7.558	0.049	75.29
29	69	C	Joshua HARLAND	Honda - Josh Harland Racing	1:41.795	9	9	7.752	0.194	75.15
30	91		Ian STANFORD	Honda - I Stanford Racing	1:43.045	12	14	9.002	1.250	74.24
31	32	C	Stuart WILSON	Honda - Wilson Racing	1:43.089	11	11	9.046	0.044	74.20
32	25		Neil DURHAM	Aprilia - Moto Strada	1:43.326	13	14	9.283	0.237	74.03
QUALIFYING LAPTIME (110% of 1:34.043) = 1:43.447										
DNQ	34		Arnie SHELTON	Honda - Shelton Racing	1:45.477	11	11	11.434	2.151	72.52
DNQ	88		Dan MORETON	Honda - SGR Racing	1:45.562	8	8	11.519	0.085	72.47
DNQ	97	C	Sammi TASKER	Honda - Team Tasker	1:46.227	12	12	12.184	0.665	72.01

Weather / Track : Cloudy / Wet
 These results are provisional until the conclusion of any judicial and technical matters.

Croft
 Circuit Length = 2.1250 miles
 Start: 09:30 End: 09:57

Race Director :	Stewards :	Timekeeper :

MCRCB BULLETIN TK035

2010 SpeedyRetail.com British 125GP Championship & ACU Academy Cup

QUALIFYING 1 - SECTOR ANALYSIS

1	James LODGE						RS Racing / Earnshaws M'cycles								
1-	Out	105.7	45.577	91.3	29.622	99.6	1:52.335	8-	29.331	112.2	39.508	98.8	26.501	99.3	1:35.340
2-	31.207	110.9	42.108	97.0	27.860	100.3	1:41.175	9-	29.147	113.6	39.467	97.5	26.541	100.3	1:35.155
3-	30.321	112.4	41.092	97.0	27.381	99.7	1:38.794	10-	29.088	112.2	39.441	98.5	In		1:38.067 P
4-	30.576	112.6	41.537	96.4	27.521	99.4	1:39.634	11-	Out	111.7	40.659	96.6	28.240	100.8	4:12.043
5-	29.952	113.2	40.300	99.0	27.153	100.0	1:37.405	12-	31.500	113.0	39.810	97.7	26.617	100.2	1:37.927
6-	29.571	113.9	40.733	97.8	26.946	100.0	1:37.250	13-	<i>29.040</i>	<i>114.1</i>	<i>38.849</i>	98.7	<i>26.154</i>	<i>101.2</i>	1:34.043
7-	29.955	113.2	39.680	<i>99.6</i>	26.358	101.1	1:35.993								
2	Nigel PERCY						Team Repli-Cast UK Racing								
1-	31.110	110.9	43.325	95.1	28.726	99.9	1:43.161	8-	30.783	108.6	41.065	94.5	27.851	100.5	1:39.699
2-	32.075	109.8	41.650	95.7	28.809	100.8	1:42.534	9-	32.467	103.6	42.038	95.3	28.662	100.5	1:43.167
3-	31.056	108.9	41.516	95.7	27.993	99.0	1:40.565	10-	31.148	107.2	41.784	94.8	27.637	100.5	1:40.569
4-	30.301	110.7	41.825	95.5	28.303	100.6	1:40.429	11-	30.231	109.3	40.568	95.6	27.488	100.5	1:38.287
5-	30.216	<i>112.6</i>	41.644	95.7	28.467	100.3	1:40.327	12-	30.006	109.1	41.532	<i>96.4</i>	27.448	100.3	1:38.986
6-	31.076	110.9	40.985	94.3	28.846	100.0	1:40.907	13-	<i>29.819</i>	109.3	40.248	94.9	27.560	100.8	1:37.627
7-	30.949	110.4	50.761	70.9	31.909	98.8	1:53.619	14-	29.849	109.1	<i>39.805</i>	96.1	<i>27.087</i>	<i>100.9</i>	1:36.741
3	James FORD						E3 Motorsport								
1-	33.020	106.5	45.465	87.0	In		1:50.136 P	7-	30.623	107.7	41.190	93.6	28.307	96.3	1:40.120
2-	Out	103.2	44.634	91.4	30.456	93.6	2:30.159	8-	31.190	100.5	44.428	83.0	In		1:45.718 P
3-	31.757	106.2	42.576	93.3	28.755	95.3	1:43.088	9-	Out	99.4	46.024	82.5	30.034	94.9	3:27.062
4-	31.097	106.4	42.134	<i>94.1</i>	28.703	95.3	1:41.934	10-	31.982	99.0	45.117	90.8	28.817	96.0	1:45.916
5-	30.764	106.9	41.875	93.5	28.747	95.5	1:41.386	11-	<i>30.438</i>	<i>108.1</i>	42.489	93.1	28.301	95.5	1:41.228
6-	30.611	107.7	41.734	93.5	28.439	95.3	1:40.784	12-	30.648	107.7	<i>41.153</i>	93.5	<i>28.153</i>	<i>97.0</i>	1:39.954
7	Deane BROWN						C Colin Appleyard / Macadam Racing								
1-	Out	100.3	49.371	90.8	30.073	100.0	2:00.240	8-	30.961	112.0	46.727	77.3	In		1:47.447 P
2-	33.177	110.0	45.319	93.5	28.652	101.5	1:47.148	9-	Out	105.4	49.590	70.3	30.257	99.7	3:43.751
3-	32.131	111.3	43.726	94.5	28.355	100.8	1:44.212	10-	33.788	74.6	58.528	56.3	31.193	100.5	2:03.509
4-	31.216	112.4	42.473	96.3	27.811	102.0	1:41.500	11-	31.027	110.6	41.065	96.6	27.147	101.2	1:39.239
5-	30.764	<i>114.1</i>	42.082	96.0	27.331	<i>102.6</i>	1:40.177	12-	30.019	113.0	40.802	97.0	26.868	<i>102.6</i>	1:37.689
6-	30.688	<i>114.1</i>	41.735	96.3	27.594	99.1	1:40.017	13-	30.776	112.6	41.004	96.6	<i>26.657</i>	101.8	1:38.437
7-	31.001	112.0	41.634	95.7	27.750	101.5	1:40.385	14-	<i>29.713</i>	112.0	<i>40.299</i>	<i>97.4</i>	26.714	101.8	1:36.726
10	Peter SUTHERLAND						Team Repli-Cast UK Racing								
1-	Out	95.2	48.491	91.3	31.813	92.6	2:01.710	4-	30.750	<i>112.0</i>	43.797	93.6	28.227	<i>100.5</i>	1:42.774
2-	33.755	103.7	45.537	94.4	28.992	99.4	1:48.284	5-	<i>30.594</i>	111.5	41.934	<i>95.6</i>	<i>27.684</i>	100.2	1:40.212
3-	31.242	110.0	42.782	94.1	29.467	100.3	1:43.491								
11	Tom WEEDEN						C Tom Weeden Racing								
1-	Out	100.6	50.335	90.6	31.592	97.5	2:04.302	9-	30.510	108.8	41.526	94.7	27.579	99.0	1:39.615
2-	33.460	107.4	45.482	88.9	29.794	96.6	1:48.736	10-	30.888	104.9	41.569	95.5	27.781	99.3	1:40.238
3-	32.205	107.5	43.239	92.7	28.829	98.5	1:44.273	11-	31.119	106.2	42.304	94.0	27.635	99.3	1:41.058
4-	31.351	108.6	42.814	96.0	28.769	98.0	1:42.934	12-	30.865	106.9	41.047	95.7	27.453	99.6	1:39.365
5-	30.998	107.2	42.285	94.7	28.019	98.7	1:41.302	13-	30.521	107.0	41.168	95.6	27.892	99.6	1:39.581
6-	30.787	108.6	42.010	96.1	29.098	98.3	1:41.895	14-	<i>29.769</i>	108.6	40.864	<i>97.5</i>	27.536	<i>99.7</i>	1:38.169
7-	30.885	<i>109.8</i>	42.679	96.3	28.482	95.3	1:42.046	15-	30.484	107.0	<i>40.656</i>	97.3	<i>27.451</i>	<i>99.7</i>	1:38.591
8-	30.680	109.7	41.713	90.8	28.181	<i>99.7</i>	1:40.574								
12	Edward RENDELL						Banks Racing / Breadline Racing								
1-	Out	104.5	46.149	91.7	30.251	95.6	1:53.733	8-	30.277	111.3	40.742	<i>96.8</i>	28.422	97.1	1:39.441
2-	32.269	107.0	44.198	93.9	30.065	98.3	1:46.532	9-	30.329	111.5	41.388	93.7	In		1:39.760 P
3-	31.542	110.0	42.542	94.0	28.241	98.1	1:42.325	10-	Out	103.1	42.158	93.1	27.529	98.3	3:43.812
4-	31.020	110.6	42.843	94.4	28.575	98.3	1:42.438	11-	31.303	109.7	40.024	95.3	27.900	98.4	1:39.227
5-	30.784	110.0	41.565	94.1	27.335	97.7	1:39.684	12-	31.006	109.7	40.040	94.7	26.718	98.4	1:37.764
6-	30.478	110.9	42.231	94.9	28.590	96.6	1:41.299	13-	<i>29.732</i>	<i>112.6</i>	40.426	95.6	<i>26.686</i>	<i>99.4</i>	1:36.844
7-	31.025	109.3	41.305	95.3	28.478	98.3	1:40.808	14-	30.897	108.2	<i>39.674</i>	94.7	26.857	98.0	1:37.428
13	Rob GUIVER						SP125 / Brookhouse Garage Racing								
1-	Out	97.4	48.215	89.8	31.105	96.3	1:59.466	9-	30.188	108.9	40.428	97.1	27.289	97.8	1:37.905
2-	33.736	107.2	45.206	92.2	29.800	96.8	1:48.742	10-	29.796	109.3	40.034	97.5	27.414	98.8	1:37.244

Weather / Track : Cloudy / Wet

Croft
Circuit Length = 2.1250 miles
Start: 09:30 End: 09:57

2010 SpeedyRetail.com British 125GP Championship & ACU Academy Cup

QUALIFYING 1 - SECTOR ANALYSIS

3-	32.376	105.5	43.906	92.1	28.722	99.0	1:45.004	11-	30.086	109.1	42.321	91.6	29.285	98.0	1:41.692
4-	31.252	109.3	42.979	96.0	28.229	98.0	1:42.460	12-	29.565	108.9	39.804	96.3	27.374	99.4	1:36.743
5-	31.525	109.5	41.834	95.2	28.985	95.9	1:42.344	13-	29.607	<i>112.2</i>	39.865	97.1	26.946	99.3	1:36.418
6-	30.962	110.0	42.608	93.6	29.330	97.1	1:42.900	14-	29.344	109.1	<i>39.478</i>	<i>97.8</i>	26.834	98.1	1:35.656
7-	31.622	110.0	41.765	93.3	28.766	98.4	1:42.153	15-	<i>29.217</i>	109.5	39.665	97.7	<i>26.566</i>	<i>99.6</i>	1:35.448
8-	30.487	111.7	41.821	96.1	27.771	98.4	1:40.079								
14	Lee JACKSON							C	Team Jackson Racing						
1-	32.540	108.2	44.884	95.6	29.546	100.2	1:46.970	8-	30.036	110.4	41.020	<i>99.0</i>	27.139	101.8	1:38.195
2-	31.913	108.2	45.465	92.2	28.436	100.8	1:45.814	9-	30.011	110.2	41.180	98.1	27.523	99.9	1:38.714
3-	31.036	109.7	43.258	95.6	28.164	98.3	1:42.458	10-	<i>29.852</i>	109.8	40.776	97.5	<i>27.056</i>	<i>102.1</i>	1:37.684
4-	30.824	109.5	42.344	95.9	28.092	98.3	1:41.260	11-	30.499	109.7	<i>40.600</i>	95.7	27.260	100.6	1:38.359
5-	31.111	109.1	41.831	95.3	27.931	100.6	1:40.873	12-	39.245	107.9	42.338	96.6	28.232	101.5	1:49.815
6-	30.539	<i>110.6</i>	41.520	95.7	28.230	99.9	1:40.289	13-	30.599	110.2	40.761	97.0	27.461	100.2	1:38.821
7-	30.788	109.1	42.392	98.3	27.347	101.2	1:40.527	14-	30.195	108.9	40.874	96.4	27.311	101.2	1:38.380
16	Shaun HORSMAN							C	Symtry IT						
1-	33.702	105.2	45.776	88.7	29.550	97.4	1:49.028	8-	31.527	94.8	45.006	89.4	In		1:44.991 P
2-	32.161	106.5	43.605	93.5	29.651	96.7	1:45.417	9-	Out	94.1	44.535	90.7	28.441	97.3	3:56.724
3-	31.658	108.4	43.892	92.4	28.500	98.3	1:44.050	10-	32.192	104.0	42.778	93.3	27.586	<i>97.7</i>	1:42.556
4-	31.986	108.8	42.722	94.0	28.392	98.0	1:43.100	11-	30.524	108.4	41.323	94.1	27.216	<i>98.7</i>	1:39.063
5-	31.104	108.9	43.946	91.7	29.048	96.0	1:44.098	12-	30.496	108.2	41.057	94.5	28.456	98.1	1:40.009
6-	31.733	<i>110.0</i>	42.801	93.6	28.166	97.8	1:42.700	13-	<i>30.268</i>	107.9	<i>40.234</i>	<i>95.5</i>	<i>27.049</i>	98.3	1:37.551
7-	30.869	108.4	42.140	94.7	27.635	<i>98.7</i>	1:40.644								
17	John McPHEE							C	KRP/Bradley Smith Racing						
1-	31.020	112.2	41.535	98.7	28.302	101.1	1:40.857	8-	29.637	112.8	39.425	100.0	26.734	102.0	1:35.796
2-	29.956	113.4	40.805	99.0	27.593	101.7	1:38.354	9-	29.532	113.0	39.424	100.5	26.675	102.3	1:35.631
3-	29.914	113.0	40.038	99.6	27.387	102.0	1:37.339	10-	30.167	111.5	42.171	90.2	In		1:46.596 P
4-	30.154	112.4	40.683	99.1	27.879	102.9	1:38.716	11-	Out	97.4	42.643	96.1	27.167	102.3	3:21.721
5-	31.201	113.0	43.171	94.7	27.971	101.4	1:42.343	12-	<i>29.285</i>	113.9	39.478	99.9	26.627	103.6	1:35.390
6-	29.791	114.7	41.139	90.8	28.993	101.5	1:39.923	13-	29.454	113.7	40.525	98.4	27.473	102.1	1:37.452
7-	29.769	113.0	39.995	99.9	26.946	102.0	1:36.710	14-	29.810	<i>115.3</i>	<i>38.864</i>	<i>100.8</i>	<i>26.566</i>	<i>103.7</i>	1:35.240
21	Harry STAFFORD							C	Team Aztec GP						
1-	33.342	106.4	45.892		30.274	93.5	1:49.508	6-	30.884	109.7	41.847	95.9	27.697	98.4	1:40.428
2-	32.209	107.7	45.228	92.9	29.104	96.8	1:46.541	7-	30.434	111.8	41.777	95.6	28.600	95.5	1:40.811
3-	31.773	108.6	44.298		28.765	97.5	1:44.836	8-	30.203	111.7	42.128	95.2	<i>27.177</i>	98.4	1:39.508
4-	31.192	109.1	42.510	94.5	27.856	97.4	1:41.558	9-	<i>29.944</i>	112.8	<i>41.284</i>	<i>96.7</i>	27.412	99.0	1:38.640
5-	31.065	<i>113.0</i>	42.360		27.731	<i>99.3</i>	1:41.156								
22	Matthew PAULO							C	Grant Racing						
1-	33.355	106.2	44.741	90.7	29.669	95.1	1:47.765	8-	31.364	107.0	42.735	92.3	28.108	97.1	1:42.207
2-	32.407	106.5	45.508	90.0	30.002	94.7	1:47.917	9-	31.921	107.0	43.366	91.3	28.074	97.0	1:43.361
3-	32.951	107.4	43.542	91.6	28.713	90.9	1:45.206	10-	31.803	<i>108.2</i>	43.310	92.9	28.387	95.6	1:43.500
4-	32.165	107.2	43.458	91.2	28.259	97.1	1:43.882	11-	32.048	107.5	42.904	92.9	28.123	<i>98.1</i>	1:43.075
5-	31.921	104.5	43.207	91.8	29.281	94.3	1:44.409	12-	31.297	107.5	41.721	92.3	27.663	97.7	1:40.681
6-	32.894	107.4	44.149	89.8	In		1:45.052 P	13-	<i>30.624</i>	107.9	<i>41.582</i>	<i>93.3</i>	<i>27.470</i>	95.9	1:39.676
7-	Out	105.4	44.074	91.3	28.468	96.4	3:38.755								
24	Ben BARRETT							C	Lowerdale Autos / SP 125 Racing						
1-	Out	102.9	49.224	91.3	30.761	96.7	2:00.975	9-	31.448	106.9	42.956	92.9	28.329	97.5	1:42.733
2-	33.400	107.7	46.029	92.8	29.653	97.3	1:49.082	10-	31.547	106.5	43.462	93.2	28.518	97.4	1:43.527
3-	32.014	<i>108.1</i>	44.181	92.7	29.429	97.1	1:45.624	11-	31.561	107.9	43.248	93.2	28.032	97.7	1:42.841
4-	31.784	106.7	43.526	<i>95.7</i>	28.980	97.7	1:44.290	12-	31.133	107.0	42.652	94.1	<i>27.882</i>	97.7	1:41.667
5-	31.317	107.7	43.113	94.1	28.541	97.0	1:42.971	13-	<i>30.848</i>	106.9	42.813	93.2	27.883	98.1	1:41.544
6-	31.282	107.2	42.570	93.6	28.207	<i>98.5</i>	1:42.059	14-	31.073	107.4	<i>42.119</i>	94.9	28.843	97.1	1:42.035
7-	31.466	107.7	43.382	93.9	28.106	98.0	1:42.954	15-	31.438	106.0	43.310	92.4	In		1:46.103 P
8-	31.543	107.9	43.832	92.9	29.253	97.1	1:44.628								
25	Neil DURHAM							C	Moto Strada						
1-	Out	94.8	48.859	90.4	31.834	93.6	2:00.532	8-	<i>31.662</i>	<i>110.0</i>	43.461	92.6	28.772	96.8	1:43.895
2-	34.357	106.9	46.688	91.1	29.127	96.6	1:50.172	9-	31.998	109.1	44.064	91.4	28.419	96.4	1:44.481

Weather / Track : Cloudy / Wet

Croft
Circuit Length = 2.1250 miles
Start: 09:30 End: 09:57

MCRCB BULLETIN TK035

**2010 SpeedyRetail.com British 125GP Championship & ACU Academy Cup
QUALIFYING 1 - SECTOR ANALYSIS**

3-	33.026	107.0	45.425	91.1	29.831	95.1	1:48.282	10-	31.891	108.6	43.622	92.2	28.215	97.1	1:43.728	
4-	33.172	107.9	44.809	91.3	28.972	<i>97.3</i>	1:46.953	11-	32.016	107.9	43.630	93.6	<i>28.142</i>	96.6	1:43.788	
5-	32.258	109.7	44.282	91.2	28.492	96.3	1:45.032	12-	32.014	107.0	43.340	93.5	28.169	95.6	1:43.523	
6-	31.954	108.6	44.048	92.6	28.682	97.0	1:44.684	13-	31.774	108.1	<i>43.281</i>	93.5	28.271	96.1	1:43.326	
7-	31.913	108.9	43.560	<i>94.7</i>	28.534	95.6	1:44.007	14-	32.591	104.7	45.678	66.8	In		1:52.401 P	
26	Richard FERGUSON			C Team Ferguson Racing												
1-	Out	94.1	53.329	80.1	34.515	91.3	2:11.996	8-	32.588	106.2	44.104	93.5	29.170	98.8	1:45.862	
2-	37.261	96.6	50.886	79.6	33.522	95.5	2:01.669	9-	32.248	107.0	43.537	92.8	29.273	98.8	1:45.058	
3-	35.595	104.4	47.644	86.0	31.681	97.0	1:54.920	10-	32.411	106.4	43.333	93.1	29.080	98.7	1:44.824	
4-	34.110	105.4	45.932	92.1	29.808	97.8	1:49.850	11-	32.342	107.2	42.921	94.0	28.557	99.4	1:43.820	
5-	33.088	107.0	45.210	91.7	30.085	97.7	1:48.383	12-	31.997	<i>108.6</i>	42.598	94.4	28.327	99.7	1:42.922	
6-	33.329	106.9	44.664	92.1	In		1:49.558 P	13-	<i>31.023</i>	107.9	<i>41.628</i>	<i>95.2</i>	<i>28.054</i>	<i>99.9</i>	1:40.705	
7-	Out	105.0	45.178	92.2	29.580	98.8	3:32.472									
27	Catherine GREEN			CG Racing												
1-	Out	95.2	48.055	91.6	31.392	99.6	1:58.356	9-	31.223	110.2	42.414	93.1	29.136	99.6	1:42.773	
2-	34.357	103.1	46.087	90.2	31.193	100.0	1:51.637	10-	31.193	110.0	42.757	92.7	29.082	100.0	1:43.032	
3-	32.528	107.7	43.820	<i>94.7</i>	30.053	99.9	1:46.401	11-	31.383	109.5	43.677	92.9	29.161	99.6	1:44.221	
4-	32.159	110.6	44.452	90.8	30.847	99.4	1:47.458	12-	31.173	109.7	42.685	94.0	28.833	100.3	1:42.691	
5-	31.761	110.9	43.781	92.9	30.007	98.8	1:45.549	13-	30.853	111.3	42.337	93.9	28.996	<i>100.6</i>	1:42.186	
6-	31.693	110.2	43.304	92.1	29.894	99.1	1:44.891	14-	<i>30.802</i>	110.7	42.328	93.2	29.882	98.5	1:43.012	
7-	32.275	109.5	43.324	<i>94.7</i>	29.639	99.7	1:45.238	15-	30.903	<i>111.8</i>	<i>41.841</i>	93.7	<i>28.706</i>	100.0	1:41.450	
8-	31.408	110.2	43.000	93.1	29.524	99.6	1:43.932									
28	Jon VINCENT			G R Formby Heavy Transport												
1-	Out	95.1	48.312	88.1	31.128	98.0	1:59.488	8-	30.716	109.1	42.448	86.3	In		1:40.129 P	
2-	33.508	107.4	44.067	94.1	29.079	100.9	1:46.654	9-	Out	101.2	43.967	92.8	28.092	98.7	4:02.889	
3-	32.222	108.2	44.244	93.5	28.961	100.3	1:45.427	10-	32.145	104.9	44.059	90.2	28.253	99.9	1:44.457	
4-	32.194	107.9	44.278	92.1	28.717	99.6	1:45.189	11-	31.600	105.5	41.911	94.8	27.579	100.2	1:41.090	
5-	31.104	109.3	43.087	92.6	28.116	100.0	1:42.307	12-	30.838	108.4	41.619	95.6	27.134	100.9	1:39.591	
6-	31.224	108.9	43.529	94.8	28.023	99.6	1:42.776	13-	30.957	109.3	41.269	<i>97.0</i>	28.583	101.1	1:40.809	
7-	31.403	108.1	41.672	94.4	27.756	99.9	1:40.831	14-	<i>30.440</i>	<i>110.4</i>	<i>40.262</i>	<i>97.0</i>	<i>26.906</i>	<i>101.4</i>	1:37.608	
29	Tarran MACKENZIE			C Grant Racing / Alan Duffus M/CS												
1-	Out	89.7	51.629	87.4	31.993	98.8	2:07.405	9-	30.828	109.3	42.348	<i>96.0</i>	29.016	99.3	1:42.192	
2-	33.262	105.4	45.762	91.8	31.419	97.4	1:50.443	10-	31.375	108.8	43.283	94.3	28.553	100.6	1:43.211	
3-	32.866	108.2	43.759	93.5	28.971	99.9	1:45.596	11-	31.640	108.1	42.820	95.2	28.717	<i>100.9</i>	1:43.177	
4-	32.095	109.1	43.449	93.6	28.567	99.9	1:44.111	12-	31.232	108.1	42.181	94.3	28.273	99.0	1:41.686	
5-	30.845	<i>110.7</i>	44.763	92.6	28.467	99.6	1:44.075	13-	31.372	108.6	42.362	92.8	28.874	99.0	1:42.608	
6-	31.771	107.4	43.783	93.9	29.203	99.6	1:44.757	14-	30.879	109.1	42.327	94.9	28.395	99.7	1:41.601	
7-	31.475	110.0	42.647	93.6	<i>28.171</i>	100.0	1:42.293	15-	31.143	107.9	<i>42.168</i>	95.1	28.432	100.6	1:41.743	
8-	<i>30.788</i>	108.8	42.682	94.5	28.850	99.0	1:42.320									
32	Stuart WILSON			C Wilson Racing												
1-	Out	101.4	48.109	86.8	In		1:53.004 P	7-	31.945	106.0	43.592	90.3	29.045	94.8	1:44.582	
2-	Out	101.7	46.711	87.0	30.438	94.1	2:36.832	8-	32.036	<i>106.7</i>	<i>42.603</i>	90.7	28.811	95.7	1:43.450	
3-	33.529	105.2	44.114	88.9	In		1:45.586 P	9-	31.942	106.4	43.143	90.1	29.037	94.9	1:44.122	
4-	Out	105.7	43.983	89.8	29.997	95.5	2:22.195	10-	32.308	104.9	42.672	90.8	28.808	95.2	1:43.788	
5-	32.665	104.9	43.299	<i>91.2</i>	29.499	94.7	1:45.463	11-	<i>31.597</i>	106.2	42.888	89.2	<i>28.604</i>	95.5	1:43.089	
6-	31.905	106.2	43.110	<i>91.2</i>	28.674	<i>95.9</i>	1:43.689									
33	Gary WINFIELD			C Oxford TAG Racing												
1-	Out	101.5	50.964	90.3	31.399	94.7	2:03.903	8-	31.981	104.4	43.468	92.2	29.442	95.2	1:44.891	
2-	35.221	102.6	47.755	89.2	30.992	94.0	1:53.968	9-	31.858	103.4	43.473	92.1	29.059	95.1	1:44.390	
3-	34.098	102.5	48.174	82.8	In		1:57.471 P	10-	31.819	102.6	43.475	91.7	28.880	94.3	1:44.174	
4-	Out	101.8	46.142	89.0	30.836	94.4	2:57.938	11-	31.884	105.2	42.387	92.1	28.521	<i>95.6</i>	1:42.792	
5-	32.941	104.0	44.934	90.3	29.904	94.5	1:47.779	12-	31.141	<i>106.4</i>	<i>42.119</i>	93.1	29.071	95.3	1:42.331	
6-	32.571	103.7	44.319	91.9	29.632	95.5	1:46.522	13-	31.102	104.9	42.344	92.2	28.143	95.5	1:41.589	
7-	31.973	104.4	44.449	91.1	29.437	94.3	1:45.859	14-	<i>30.935</i>	105.5	42.517	<i>93.2</i>	<i>28.100</i>	94.4	1:41.552	
34	Arnie SHELTON			Shelton Racing												
1-	Out	102.8	49.624	86.9	In		1:57.629 P	7-	32.810	105.4	44.138	<i>92.3</i>	30.697	93.9	1:47.645	

Weather / Track : Cloudy / Wet

Croft
Circuit Length = 2.1250 miles
Start: 09:30 End: 09:57

2010 SpeedyRetail.com British 125GP Championship & ACU Academy Cup

QUALIFYING 1 - SECTOR ANALYSIS

2-	Out	104.0	47.268	88.3	31.914	95.3	3:07.555	8-	<i>32.326</i>	105.4	44.315	82.4	In		1:47.071	P	
3-	34.266	106.0	46.086	89.8	30.832	94.5	1:51.184	9-	Out	105.0	45.121	88.7	30.301	94.1	4:56.786		
4-	33.537	<i>107.2</i>	45.816	90.1	30.091	94.8	1:49.444	10-	32.557	106.0	43.409	89.5	29.615	93.9	1:45.581		
5-	34.024	105.0	45.059	<i>92.3</i>	31.176	93.3	1:50.259	11-	32.917	106.4	<i>43.081</i>	90.2	<i>29.479</i>	<i>95.7</i>	1:45.477		
6-	33.420	106.7	44.124	<i>92.3</i>	30.235	94.1	1:47.779										
35	Elliot LODGE						C	Spike Racing									
1-	Out	99.7	47.932	91.2	31.862	97.8	1:59.000	9-	30.942	107.4	42.194	94.1	28.218	98.8	1:41.354		
2-	33.183	<i>110.2</i>	45.029	<i>96.0</i>	29.860	99.0	1:48.072	10-	30.902	108.8	42.122	95.6	27.608	98.3	1:40.632		
3-	32.015	109.1	44.224	95.6	29.577	99.3	1:45.816	11-	31.179	108.1	42.031	95.5	27.829	98.8	1:41.039		
4-	31.782	109.5	44.180	95.3	28.926	99.0	1:44.888	12-	31.011	108.8	42.298	93.1	27.553	99.4	1:40.862		
5-	31.310	110.0	43.019	94.4	28.514	98.8	1:42.843	13-	<i>30.737</i>	108.4	42.315	93.5	27.577	98.5	1:40.629		
6-	31.426	109.3	43.441	93.9	28.718	<i>99.7</i>	1:43.585	14-	30.746	108.6	41.760	94.4	27.495	98.3	1:40.001		
7-	31.214	109.5	42.809	94.5	28.152	98.8	1:42.175	15-	30.782	107.7	<i>41.506</i>	94.5	<i>27.214</i>	99.1	1:39.502		
8-	30.881	110.0	42.819	94.7	27.991	98.8	1:41.691										
44	Matthew DAVIES						C	SP125 / Mountain Motor Vehicles									
1-	Out	103.9	49.114	90.7	31.678	95.7	2:01.917	8-	30.582	111.8	42.553	96.0	27.309	99.9	1:40.444		
2-	34.658	108.2	46.257	91.8	29.112	98.1	1:50.027	9-	30.150	109.7	41.414	96.3	26.820	99.6	1:38.384		
3-	32.243	110.9	44.596	92.3	In		1:44.313	P	10-	<i>29.698</i>	111.5	40.687	96.4	26.667	99.9	1:37.052	
4-	Out	110.7	43.847	94.7	28.397	97.5	3:02.771		11-	29.773	111.5	40.765	96.8	26.735	100.0	1:37.273	
5-	31.292	109.5	42.895	93.7	27.896	99.0	1:42.083	12-	30.927	112.4	41.523	<i>97.4</i>	26.615	<i>100.8</i>	1:39.065		
6-	30.874	112.2	41.955	94.9	28.027	99.3	1:40.856	13-	29.740	<i>113.0</i>	40.448	96.6	<i>26.405</i>	99.6	1:36.593		
7-	30.334	112.4	42.053	95.3	27.253	100.0	1:39.640	14-	29.802	112.2	<i>40.299</i>	96.8	27.367	96.1	1:37.468		
57	Simon LOW						C	Team Shop4bikers / Dutch-2-UK R'g									
1-	Out	101.2	47.764	89.4	32.487	92.6	2:00.076	8-	32.280	105.4	44.288	91.3	28.559	96.4	1:45.127		
2-	35.627	100.6	46.665	91.7	In		1:50.677	P	9-	32.346	105.8	42.588	92.9	27.891	96.1	1:42.825	
3-	Out	102.6	47.190	90.1	29.670	96.4	2:32.109		10-	31.683	105.2	42.096	94.7	<i>27.524</i>	97.5	1:41.303	
4-	33.244	106.7	45.288	91.4	29.232	96.1	1:47.764	11-	31.254	106.4	42.314	89.6	27.912	<i>97.7</i>	1:41.480		
5-	33.064	105.5	44.694	90.9	29.314	96.3	1:47.072	12-	31.620	<i>106.9</i>	42.530	<i>95.2</i>	27.756	96.8	1:41.906		
6-	32.894	105.5	44.412	90.1	In		1:46.313	P	13-	<i>31.184</i>	106.4	<i>41.422</i>	93.9	27.524	96.6	1:40.130	
7-	Out	72.2	46.089	91.4	29.431	96.4	4:07.456										
69	Joshua HARLAND						C	Josh Harland Racing									
1-	Out	90.6	51.693	88.2	31.510	97.3	2:04.490	6-	32.258	106.7	43.074	<i>95.7</i>	28.370	98.1	1:43.702		
2-	34.907	97.1	48.575	87.8	30.977	98.4	1:54.459	7-	31.488	<i>107.0</i>	43.093	95.1	28.095	97.8	1:42.676		
3-	33.926	104.4	46.978	92.3	In		1:51.572	P	8-	31.623	106.0	42.819	94.9	<i>27.849</i>	<i>98.8</i>	1:42.291	
4-	Out	96.8	46.925	90.3	30.218	96.7	2:49.537		9-	<i>31.112</i>	106.7	<i>42.364</i>	94.8	28.319	98.1	1:41.795	
5-	33.492	105.4	45.265	93.5	29.037	98.1	1:47.794										
71	Andrew REID						C	Team Aztec GP									
1-	30.870	106.0	41.777	94.7	28.008	96.4	1:40.655	8-	30.140	106.7	41.032	<i>95.9</i>	In		1:40.921	P	
2-	30.287	106.4	41.344	94.7	27.543	97.0	1:39.174	9-	Out	92.2	49.619	71.4	34.184	97.8	4:53.230		
3-	29.857	108.4	40.340	95.5	27.048	98.0	1:37.245	10-	29.336	110.7	39.284		26.801	98.0	1:35.421		
4-	31.770	107.7	39.865		27.350	97.0	1:38.985	11-	31.554	98.0	41.140		26.657	<i>99.6</i>	1:39.351		
5-	30.751	107.5	41.793		39.475	98.4	1:52.019	12-	<i>28.952</i>	<i>110.9</i>	39.699	<i>95.9</i>	27.360	99.0	1:36.011		
6-	30.845	109.5	40.069	95.2	27.166	97.8	1:38.080	13-	29.730	109.3	<i>39.163</i>		<i>26.405</i>	98.7	1:35.298		
7-	29.800	108.9	39.713	94.8	26.845	97.7	1:36.358										
77	Taylor MACKENZIE						C	KRP Node 4 MMCG									
1-	32.115	112.4	44.841	95.5	29.267	102.5	1:46.223	8-	29.644	<i>116.7</i>	42.126	98.3	27.718	102.6	1:39.488		
2-	31.612	99.1	43.899	97.4	28.234	102.5	1:43.745	9-	29.552	113.7	40.922	96.4	26.691	103.1	1:37.165		
3-	30.879	113.2	41.727	97.5	27.856	101.8	1:40.462	10-	29.574	113.9	40.619	98.5	26.711	103.7	1:36.904		
4-	30.790	114.3	42.050	97.4	27.493	102.3	1:40.333	11-	29.595	113.6	40.642	99.3	26.764	103.6	1:37.001		
5-	30.176	114.1	41.706	96.8	27.633	101.7	1:39.515	12-	31.239	111.1	41.019	99.6	26.725	<i>104.0</i>	1:38.983		
6-	29.956	114.5	41.319	95.7	27.577	102.3	1:38.852	13-	29.518	114.7	40.095	98.7	26.490	103.6	1:36.103		
7-	29.927	114.5	40.946	98.7	27.562	100.0	1:38.435	14-	<i>29.401</i>	113.6	<i>39.892</i>	<i>99.9</i>	<i>26.449</i>	102.3	1:35.742		
88	Dan MORETON						C	SGR Racing									
1-	35.051	101.7	48.980	86.8	In		1:55.304	P	5-	Out	100.3	44.884	89.0	29.616	<i>94.9</i>	5:47.699	
2-	Out	102.1	47.107	89.2	31.311	94.5	6:49.292		6-	<i>32.166</i>	102.9	<i>44.362</i>	<i>89.7</i>	29.458	94.5	1:45.986	
3-	33.682	<i>105.2</i>	46.267	87.5	30.409	94.1	1:50.358	7-	32.247	102.5	44.558	86.8	29.173	94.7	1:45.978		

Weather / Track : Cloudy / Wet

Croft
Circuit Length = 2.1250 miles
Start: 09:30 End: 09:57

2010 SpeedyRetail.com British 125GP Championship & ACU Academy Cup

QUALIFYING 1 - SECTOR ANALYSIS

4 -	33.156	102.3	45.528	86.9	In	1:49.283	P	8 -	32.300	102.1	44.423	89.2	<i>28.839</i>	94.4	1:45.562	
89	Fraser ROGERS			C KRP / Racing Steps Foundations												
1 -	33.067	111.1	45.501	95.2	29.259	101.7	1:47.827	8 -	30.254	112.0	41.176	97.7	26.839	102.1	1:38.269	
2 -	31.999	112.4	45.075	94.5	28.281	101.4	1:45.355	9 -	30.169	112.6	41.151	97.7	26.852	101.8	1:38.172	
3 -	31.649	111.8	43.557	95.1	27.658	100.9	1:42.864	10 -	29.966	111.8	40.739	98.4	26.732	<i>102.5</i>	1:37.437	
4 -	31.393	112.4	42.673	96.3	27.943	101.4	1:42.009	11 -	29.753	112.6	40.479	98.3	26.423	102.0	1:36.655	
5 -	31.362	111.8	41.986	97.5	27.826	101.1	1:41.174	12 -	29.561	113.2	40.248	98.5	26.825	100.3	1:36.634	
6 -	30.379	<i>112.9</i>	41.674	97.5	27.888	101.5	1:39.941	13 -	30.208	112.0	40.632	97.3	26.584	101.1	1:37.424	
7 -	30.927	112.4	41.873	97.4	27.124	101.5	1:39.924	14 -	<i>29.398</i>	112.8	<i>39.864</i>	<i>98.8</i>	<i>26.305</i>	101.5	1:35.567	
91	Ian STANFORD			I Stanford Racing												
1 -	Out	84.4	53.567	77.4	36.257	74.2	2:10.814	8 -	32.347	108.4	45.675	91.6	28.925	98.0	1:46.947	
2 -	38.553	89.5	50.704	79.5	35.544	79.9	2:04.801	9 -	31.910	108.2	44.314	92.4	29.120	98.8	1:45.344	
3 -	37.987	89.7	49.909	82.3	31.951	96.3	1:59.847	10 -	31.791	<i>109.1</i>	44.209	92.3	28.746	98.3	1:44.746	
4 -	34.253	101.8	47.233	89.1	30.297	97.4	1:51.783	11 -	31.572	108.1	43.268	92.8	28.599	<i>99.3</i>	1:43.439	
5 -	33.354	107.7	46.028	91.1	30.261	97.7	1:49.643	12 -	<i>31.348</i>	<i>109.1</i>	43.292	93.2	<i>28.405</i>	99.0	1:43.045	
6 -	32.944	108.6	45.498	92.4	30.094	98.1	1:48.536	13 -	31.502	108.8	43.437	<i>93.6</i>	28.471	98.8	1:43.410	
7 -	32.852	108.4	44.697	92.6	29.372	98.7	1:46.921	14 -	31.516	108.8	<i>43.140</i>	92.8	28.440	98.8	1:43.096	
94	Sam HORNSEY			C KRP / Bradley Smith Racing												
1 -	33.260	110.4	44.828	95.2	29.775	100.0	1:47.863	8 -	30.894	112.4	41.378	95.9	27.803	100.6	1:40.075	
2 -	31.852	111.5	44.231	95.6	29.886	101.1	1:45.969	9 -	30.395	112.2	41.236	95.7	27.546	100.2	1:39.177	
3 -	31.701	112.2	43.659	95.1	28.526	99.9	1:43.886	10 -	32.228	108.8	41.039	95.7	27.883	99.4	1:41.150	
4 -	30.855	113.0	42.047	95.1	28.557	100.3	1:41.459	11 -	30.426	111.7	41.106	96.1	28.072	100.5	1:39.604	
5 -	31.308	112.8	41.960	96.0	28.111	100.6	1:41.379	12 -	30.872	110.6	<i>40.488</i>	<i>97.7</i>	<i>27.489</i>	101.1	1:38.849	
6 -	30.385	112.6	41.671	94.9	28.025	<i>102.0</i>	1:40.081	13 -	30.714	113.2	40.706	95.9	27.518	100.6	1:38.938	
7 -	30.632	112.6	41.407	96.3	28.135	100.2	1:40.174	14 -	<i>30.053</i>	<i>114.1</i>	40.820	96.7	27.630	101.2	1:38.503	
97	Sammi TASKER			C Team Tasker												
1 -	Out	97.1	49.261	87.7	32.109	96.4	2:04.543	7 -	33.583	106.0	45.893	88.1	30.042	97.5	1:49.518	
2 -	34.993	105.5	48.163	88.4	31.958	97.1	1:55.114	8 -	33.433	106.2	44.851	90.1	30.073	97.3	1:48.357	
3 -	33.978	107.4	46.823	88.0	32.255	95.6	1:53.056	9 -	34.066	102.8	46.045	88.0	29.888	96.8	1:49.999	
4 -	34.206	106.7	47.056	87.8	30.735	97.3	1:51.997	10 -	33.357	106.0	45.984	90.8	29.582	<i>98.3</i>	1:48.923	
5 -	34.392	106.7	46.242	89.0	In		1:52.959	P	11 -	33.204	106.2	45.395	90.8	<i>29.348</i>	97.1	1:47.947
6 -	Out	104.7	46.250	88.9	30.768	97.0	3:54.848	12 -	32.832	<i>108.1</i>	<i>44.043</i>	<i>92.2</i>	29.352	97.7	1:46.227	
98	Wayne RYAN			C KRP / Racing Steps Foundations												
1 -	33.201	109.5	45.070	94.0	28.968	99.0	1:47.239	4 -	31.184	112.0	41.735	<i>97.4</i>	27.617	100.3	1:40.536	
2 -	32.563	109.3	43.367	95.9	28.318	99.9	1:44.248	5 -	30.660	112.4	42.309	96.3	27.515	99.4	1:40.484	
3 -	31.433	110.0	42.297	97.3	28.102	99.1	1:41.832	6 -	30.339	111.7	41.344	97.3	<i>27.270</i>	<i>101.1</i>	1:38.953	
99	Kyle RYDE			C Kyle Ryde Racing												
1 -	Out	102.8	50.533	88.1	32.078	97.3	2:02.723	8 -	30.311	<i>112.0</i>	41.280	97.7	28.092	<i>101.1</i>	1:39.683	
2 -	33.699	107.2	46.067	93.3	30.149	97.8	1:49.915	9 -	30.782	110.9	40.483	97.1	27.132	99.9	1:38.397	
3 -	32.500	108.1	43.994	94.0	28.845	98.8	1:45.339	10 -	30.037	108.6	40.032	97.3	26.848	100.9	1:36.917	
4 -	31.853	110.0	42.116	96.3	28.562	99.1	1:42.531	11 -	32.885	93.7	46.435	92.3	In		1:50.807	
5 -	31.054	110.0	41.823	96.4	28.306	98.0	1:41.183	12 -	Out	106.9	42.049	97.4	27.379	100.5	2:39.527	
6 -	30.650	110.7	41.476	95.3	28.033	99.7	1:40.159	13 -	30.130	109.5	40.079	97.5	26.713	100.8	1:36.922	
7 -	31.370	110.7	41.537	97.1	27.827	99.6	1:40.734	14 -	<i>29.708</i>	109.3	<i>39.426</i>	<i>98.4</i>	<i>26.496</i>	<i>101.1</i>	1:35.630	

Weather / Track : Cloudy / Wet

Croft
Circuit Length = 2.1250 miles
Start: 09:30 End: 09:57

MCRCB BULLETIN TK036**2010 SpeedyRetail.com British 125GP Championship & ACU Academy Cup****QUALIFYING 1 - SPEED TRAPS**

SECTOR 1				SECTOR 2			FINISH LINE			
POS	NO	NAME	MPH	NO	NAME	MPH	NO	NAME	MPH	
1	77	Taylor MACKENZIE	116.1	17	John McPHEE	100.8	77	Taylor MACKENZIE	104.0	
2	17	John McPHEE	115.3	77	Taylor MACKENZIE	99.9	17	John McPHEE	103.7	
3	1	James LODGE	114.1	1	James LODGE	99.6	7	Deane BROWN	102.6	
4	7	Deane BROWN	114.1	14	Lee JACKSON	99.0	89	Fraser ROGERS	102.5	
5	94	Sam HORNSEY	114.1	89	Fraser ROGERS	98.8	14	Lee JACKSON	102.1	
6	89	Fraser ROGERS	113.9	99	Kyle RYDE	98.4	94	Sam HORNSEY	102.0	
7	21	Harry STAFFORD	113.0	13	Rob GUIVER	97.8	28	Jon VINCENT	101.4	
8	44	Matthew DAVIES	113.0	94	Sam HORNSEY	97.7	1	James LODGE	101.2	
9	98	Wayne RYAN	113.0	11	Tom WEEDEN	97.5	98	Wayne RYAN	101.1	
10	2	Nigel PERCY	112.6	7	Deane BROWN	97.4	99	Kyle RYDE	101.1	
11	12	Edward RENDELL	112.6	44	Matthew DAVIES	97.4	2	Nigel PERCY	100.9	
12	13	Rob GUIVER	112.2	98	Wayne RYAN	97.4	29	Tarran MACKENZIE	100.9	
13	10	Peter SUTHERLAND	112.0	28	Jon VINCENT	97.0	44	Matthew DAVIES	100.8	
14	99	Kyle RYDE	112.0	12	Edward RENDELL	96.8	27	Catherine GREEN	100.6	
15	27	Catherine GREEN	111.8	21	Harry STAFFORD	96.7	10	Peter SUTHERLAND	100.5	
16	71	Andrew REID	110.9	2	Nigel PERCY	96.4	26	Richard FERGUSON	99.9	
17	29	Tarran MACKENZIE	110.7	29	Tarran MACKENZIE	96.0	11	Tom WEEDEN	99.7	
18	14	Lee JACKSON	110.6	35	Elliot LODGE	96.0	35	Elliot LODGE	99.7	
19	28	Jon VINCENT	110.4	71	Andrew REID	95.9	13	Rob GUIVER	99.6	
20	35	Elliot LODGE	110.2	24	Ben BARRETT	95.7	71	Andrew REID	99.6	
21	16	Shaun HORSMAN	110.0	69	Joshua HARLAND	95.7	12	Edward RENDELL	99.4	
22	25	Neil DURHAM	110.0	10	Peter SUTHERLAND	95.6	21	Harry STAFFORD	99.3	
23	11	Tom WEEDEN	109.8	16	Shaun HORSMAN	95.5	91	Ian STANFORD	99.3	
24	91	Ian STANFORD	109.1	26	Richard FERGUSON	95.2	69	Joshua HARLAND	98.8	
25	26	Richard FERGUSON	108.6	57	Simon LOW	95.2	16	Shaun HORSMAN	98.7	
26	22	Matthew PAULO	108.2	25	Neil DURHAM	94.7	24	Ben BARRETT	98.5	
27	3	James FORD	108.1	3	James FORD	94.1	97	Sammi TASKER	98.3	
28	24	Ben BARRETT	108.1	27	Catherine GREEN	94.1	22	Matthew PAULO	98.1	
29	97	Sammi TASKER	108.1	91	Ian STANFORD	93.6	57	Simon LOW	97.7	
30	34	Arnie SHELTON	107.2	22	Matthew PAULO	93.3	25	Neil DURHAM	97.3	
31	69	Joshua HARLAND	107.0	33	Gary WINFIELD	93.2	3	James FORD	97.0	
32	57	Simon LOW	106.9	34	Arnie SHELTON	92.3	32	Stuart WILSON	95.9	
33	32	Stuart WILSON	106.7	97	Sammi TASKER	92.2	34	Arnie SHELTON	95.7	
34	33	Gary WINFIELD	106.4	32	Stuart WILSON	91.2	33	Gary WINFIELD	95.6	
35	88	Dan MORETON	105.2	88	Dan MORETON	89.7	88	Dan MORETON	94.9	

Weather / Track : Cloudy / Wet

Croft
Circuit Length = 2.1250 miles
Start: 09:30 End: 09:57

MCRCB BULLETIN TK037

2010 SpeedyRetail.com British 125GP Championship & ACU Academy Cup

QUALIFYING 1 - BEST SECTOR TIMES

SECTOR 1			SECTOR 2			SECTOR 3			IDEAL / BEST COMPARISON						
POS	NO	NAME	TIME	NO	NAME	TIME	NO	NAME	TIME	POS	NO	NAME	IDEAL	BEST	DIFF
1	71	REID	28.952	1	LODGE	38.849	1	LODGE	26.154	1	1	LODGE	1:34.043	1:34.043	0.000
2	1	LODGE	29.040	17	McPHEE	38.864	89	ROGERS	26.305	2	71	REID	1:34.520	1:35.298	0.778
3	13	GUIVER	29.217	71	REID	39.163	44	DAVIES	26.405	3	17	McPHEE	1:34.715	1:35.240	0.525
4	17	McPHEE	29.285	99	RYDE	39.426	71	REID	26.405	4	13	GUIVER	1:35.261	1:35.448	0.187
5	89	ROGERS	29.398	13	GUIVER	39.478	77	MACKENZIE	26.449	5	89	ROGERS	1:35.567	1:35.567	0.000
6	77	MACKENZIE	29.401	12	RENDELL	39.674	99	RYDE	26.496	6	99	RYDE	1:35.630	1:35.630	0.000
7	44	DAVIES	29.698	2	PERCY	39.805	13	GUIVER	26.566	7	77	MACKENZIE	1:35.742	1:35.742	0.000
8	99	RYDE	29.708	89	ROGERS	39.864	17	McPHEE	26.566	8	12	RENDELL	1:36.092	1:36.844	0.752
9	7	BROWN	29.713	77	MACKENZIE	39.892	7	BROWN	26.657	9	44	DAVIES	1:36.402	1:36.593	0.191
10	12	RENDELL	29.732	16	HORSMAN	40.234	12	RENDELL	26.686	10	7	BROWN	1:36.669	1:36.726	0.057
11	11	WEEDEN	29.769	28	VINCENT	40.262	28	VINCENT	26.906	11	2	PERCY	1:36.711	1:36.741	0.030
12	2	PERCY	29.819	7	BROWN	40.299	16	HORSMAN	27.049	12	14	JACKSON	1:37.508	1:37.684	0.176
13	14	JACKSON	29.852	44	DAVIES	40.299	14	JACKSON	27.056	13	16	HORSMAN	1:37.551	1:37.551	0.000
14	21	STAFFORD	29.944	94	HORNSEY	40.488	2	PERCY	27.087	14	28	VINCENT	1:37.608	1:37.608	0.000
15	94	HORNSEY	30.053	14	JACKSON	40.600	21	STAFFORD	27.177	15	11	WEEDEN	1:37.876	1:38.169	0.293
16	98	RYAN	30.104	98	RYAN	40.612	35	LODGE	27.214	16	98	RYAN	1:37.986	1:38.953	0.967
17	16	HORSMAN	30.268	11	WEEDEN	40.656	98	RYAN	27.270	17	94	HORNSEY	1:38.030	1:38.503	0.473
18	3	FORD	30.438	10	SUTHERLAND	40.683	11	WEEDEN	27.451	18	21	STAFFORD	1:38.405	1:38.640	0.235
19	28	VINCENT	30.440	3	FORD	41.153	22	PAULO	27.470	19	10	SUTHERLAND	1:38.961	1:40.212	1.251
20	10	SUTHERLAND	30.594	21	STAFFORD	41.284	94	HORNSEY	27.489	20	35	LODGE	1:39.457	1:39.502	0.045
21	22	PAULO	30.624	57	LOW	41.422	57	LOW	27.524	21	22	PAULO	1:39.676	1:39.676	0.000
22	35	LODGE	30.737	35	LODGE	41.506	10	SUTHERLAND	27.684	22	3	FORD	1:39.744	1:39.954	0.210
23	29	MACKENZIE	30.788	22	PAULO	41.582	69	HARLAND	27.849	23	57	LOW	1:40.130	1:40.130	0.000
24	27	GREEN	30.802	26	FERGUSON	41.628	24	BARRETT	27.882	24	26	FERGUSON	1:40.705	1:40.705	0.000
25	24	BARRETT	30.848	27	GREEN	41.841	26	FERGUSON	28.054	25	24	BARRETT	1:40.849	1:41.544	0.695
26	33	WINFIELD	30.935	24	BARRETT	42.119	33	WINFIELD	28.100	26	29	MACKENZIE	1:41.127	1:41.601	0.474
27	26	FERGUSON	31.023	33	WINFIELD	42.119	25	DURHAM	28.142	27	33	WINFIELD	1:41.154	1:41.552	0.398
28	69	HARLAND	31.112	29	MACKENZIE	42.168	3	FORD	28.153	28	69	HARLAND	1:41.325	1:41.795	0.470
29	57	LOW	31.184	69	HARLAND	42.364	29	MACKENZIE	28.171	29	27	GREEN	1:41.349	1:41.450	0.101
30	91	STANFORD	31.348	32	WILSON	42.603	91	STANFORD	28.405	30	32	WILSON	1:42.804	1:43.089	0.285
31	32	WILSON	31.597	34	SHELTON	43.081	32	WILSON	28.604	31	91	STANFORD	1:42.893	1:43.045	0.152
32	25	DURHAM	31.662	91	STANFORD	43.140	27	GREEN	28.706	32	25	DURHAM	1:43.085	1:43.326	0.241
33	88	MORETON	32.166	25	DURHAM	43.281	88	MORETON	28.839	33	34	SHELTON	1:44.886	1:45.477	0.591
34	34	SHELTON	32.326	97	TASKER	44.043	97	TASKER	29.348	34	88	MORETON	1:45.367	1:45.562	0.195
35	97	TASKER	32.759	88	MORETON	44.362	34	SHELTON	29.479	35	97	TASKER	1:46.150	1:46.227	0.077
										Perfect Lap		1:33.955			

Weather / Track : Cloudy / Wet

Croft
Circuit Length = 2.1250 miles
Start: 09:30 End: 09:57

2010 SpeedyRetail.com British 125GP Championship & ACU Academy Cup
QUALIFYING 2 - COMBINED CLASSIFICATION

POS	NO	CL	NAME	ENTRY	FIRST		SECOND		GAP	DIFF
					TIME	LAPS	TIME	LAPS		
1	1		James LODGE	Honda - RS Racing / Earnshaws M'cycles	1:34.043	13	1:28.380	15		
2	7	C	Deane BROWN	Honda - Colin Appleyard / Macadam Racing	1:36.726	14	1:28.809	13	0.429	0.429
3	28		Jon VINCENT	Honda - G R Formby Heavy Transport	1:37.608	14	1:29.105	16	0.725	0.296
4	77		Taylor MACKENZIE	Honda - KRP Node 4 MMCG	1:35.742	14	1:29.306	13	0.926	0.201
5	71	C	Andrew REID	Honda - Team Aztec GP	1:35.298	13	1:29.458	13	1.078	0.152
6	17	C	John McPHEE	Honda - KRP/Bradley Smith Racing	1:35.240	14	1:29.494	13	1.114	0.036
7	12		Edward RENDELL	Honda - Banks Racing / Breadline Racing	1:36.844	14	1:29.663	17	1.283	0.169
8	94	C	Sam HORNSEY	Honda - KRP / Bradley Smith Racing	1:38.503	14	1:30.120	14	1.740	0.457
9	2		Nigel PERCY	Honda - Team Repli-Cast UK Racing	1:36.741	14	1:30.371	15	1.991	0.251
10	16		Shaun HORSMAN	Honda - Symtry IT	1:37.551	13	1:30.489	14	2.109	0.118
11	44	C	Matthew DAVIES	Honda - SP125 / Mountain Motor Vehicles	1:36.593	14	1:30.513	14	2.133	0.024
12	10		Peter SUTHERLAND	Honda - Team Repli-Cast UK Racing	1:40.212	5	1:30.761	14	2.381	0.248
13	14	C	Lee JACKSON	Honda - Team Jackson Racing	1:37.684	14	1:30.777	16	2.397	0.016
14	27		Catherine GREEN	Honda - CG Racing	1:41.450	15	1:30.983	16	2.603	0.206
15	24		Ben BARRETT	Honda - Lowerdale Autos / SP 125 Racing	1:41.544	15	1:31.347	17	2.967	0.364
16	89	C	Fraser ROGERS	Honda - KRP / Racing Steps Foundations	1:35.567	14	1:31.357	7	2.977	0.010
17	99	C	Kyle RYDE	Honda - Kyle Ryde Racing	1:35.630	14	1:31.414	13	3.034	0.057
18	13		Rob GUIVER	Honda - SP125 / Brookhouse Garage Racing	1:35.448	15	1:31.414	4	3.034	0.000
19	22		Matthew PAULO	Honda - Grant Racing	1:39.676	13	1:31.795	16	3.415	0.381
20	35	C	Elliot LODGE	Honda - Spike Racing	1:39.502	15	1:31.879	17	3.499	0.084
21	98	C	Wayne RYAN	Honda - KRP / Racing Steps Foundations	1:38.953	6	1:32.065	15	3.685	0.186
22	57		Simon LOW	Honda - Team Shop4bikers / Dutch-2-UK R'g	1:40.130	13	1:32.081	8	3.701	0.016
23	21	C	Harry STAFFORD	Honda - Team Aztec GP	1:38.640	9	1:32.126	12	3.746	0.045
24	34		Arnie SHELTON	Honda - Shelton Racing	1:45.477	11	1:32.473	16	4.093	0.347
25	26	C	Richard FERGUSON	Honda - Team Ferguson Racing	1:40.705	13	1:32.647	14	4.267	0.174
26	88		Dan MORETON	Honda - SGR Racing	1:45.562	8	1:33.079	12	4.699	0.432
27	3		James FORD	Honda - E3 Motorsport	1:39.954	12	1:33.095	15	4.715	0.016
28	11	C	Tom WEEDEN	Honda - Tom Weeden Racing	1:38.169	15	1:33.119	14	4.739	0.024
29	32	C	Stuart WILSON	Honda - Wilson Racing	1:43.089	11	1:33.502	13	5.122	0.383
30	33	C	Gary WINFIELD	Honda - Oxford TAG Racing	1:41.552	14	1:33.563	15	5.183	0.061
31	91		Ian STANFORD	Honda - I Stanford Racing	1:43.045	14	1:33.873	9	5.493	0.310
32	69	C	Joshua HARLAND	Honda - Josh Harland Racing	1:41.795	9	1:34.296	10	5.916	0.423
33	29	C	Tarran MACKENZIE	Honda - Grant Racing / Alan Duffus M/CS	1:41.601	15	1:36.105	14	7.725	1.809
34	97	C	Sammi TASKER	Honda - Team Tasker	1:46.227	12	1:36.370	15	7.990	0.265
35	25		Neil DURHAM	Aprilia - Moto Strada	1:43.326	14	1:36.713	11	8.333	0.343

Weather / Track : Bright / Dry
 These results are provisional until the conclusion of any judicial and technical matters.

Croft
 Circuit Length = 2.1250 miles
 Start: 13:34 End: 14:02

Race Director :	Stewards :	Timekeeper :
-----------------	------------	--------------

2010 SpeedyRetail.com British 125GP Championship & ACU Academy Cup
QUALIFYING 2 - CLASSIFICATION

POS	NO	CL	NAME	ENTRY	TIME	ON	LAPS	GAP	DIFF	MPH
1	1		James LODGE	Honda - RS Racing / Earnshaws M'cycles	1:28.380	13	15			86.55
2	7	C	Deane BROWN	Honda - Colin Appleyard / Macadam Racing	1:28.809	12	13	0.429	0.429	86.14
3	28		Jon VINCENT	Honda - G R Formby Heavy Transport	1:29.105	14	16	0.725	0.296	85.85
4	77		Taylor MACKENZIE	Honda - KRP Node 4 MMCG	1:29.306	12	13	0.926	0.201	85.66
5	71	C	Andrew REID	Honda - Team Aztec GP	1:29.458	11	13	1.078	0.152	85.51
6	17	C	John McPHEE	Honda - KRP/Bradley Smith Racing	1:29.494	12	13	1.114	0.036	85.48
7	12		Edward RENDELL	Honda - Banks Racing / Breadline Racing	1:29.663	13	17	1.283	0.169	85.32
8	94	C	Sam HORNSEY	Honda - KRP / Bradley Smith Racing	1:30.120	7	14	1.740	0.457	84.88
9	2		Nigel PERCY	Honda - Team Repli-Cast UK Racing	1:30.371	8	15	1.991	0.251	84.65
10	16		Shaun HORSMAN	Honda - Symity IT	1:30.489	7	14	2.109	0.118	84.54
11	44	C	Matthew DAVIES	Honda - SP125 / Mountain Motor Vehicles	1:30.513	13	14	2.133	0.024	84.51
12	10		Peter SUTHERLAND	Honda - Team Repli-Cast UK Racing	1:30.761	14	14	2.381	0.248	84.28
13	14	C	Lee JACKSON	Honda - Team Jackson Racing	1:30.777	7	16	2.397	0.016	84.27
14	27		Catherine GREEN	Honda - CG Racing	1:30.983	16	16	2.603	0.206	84.08
15	24		Ben BARRETT	Honda - Lowerdale Autos / SP 125 Racing	1:31.347	16	17	2.967	0.364	83.74
16	89	C	Fraser ROGERS	Honda - KRP / Racing Steps Foundations	1:31.357	6	7	2.977	0.010	83.73
17	99	C	Kyle RYDE	Honda - Kyle Ryde Racing	1:31.414	9	13	3.034	0.057	83.68
18	13		Rob GUIVER	Honda - SP125 / Brookhouse Garage Racing	1:31.414	4	4	3.034	0.000	83.68
19	22		Matthew PAULO	Honda - Grant Racing	1:31.795	13	16	3.415	0.381	83.33
20	35	C	Elliot LODGE	Honda - Spike Racing	1:31.879	10	17	3.499	0.084	83.26
21	98	C	Wayne RYAN	Honda - KRP / Racing Steps Foundations	1:32.065	5	15	3.685	0.186	83.09
22	57		Simon LOW	Honda - Team Shop4bikers / Dutch-2-UK R'g	1:32.081	6	8	3.701	0.016	83.08
23	21	C	Harry STAFFORD	Honda - Team Aztec GP	1:32.126	7	12	3.746	0.045	83.03
24	34		Arnie SHELTON	Honda - Shelton Racing	1:32.473	14	16	4.093	0.347	82.72
25	26	C	Richard FERGUSON	Honda - Team Ferguson Racing	1:32.647	12	14	4.267	0.174	82.57
26	88		Dan MORETON	Honda - SGR Racing	1:33.079	8	12	4.699	0.432	82.18
27	3		James FORD	Honda - E3 Motorsport	1:33.095	11	15	4.715	0.016	82.17
28	11	C	Tom WEEDEN	Honda - Tom Weeden Racing	1:33.119	8	14	4.739	0.024	82.15
29	32	C	Stuart WILSON	Honda - Wilson Racing	1:33.502	13	13	5.122	0.383	81.81
30	33	C	Gary WINFIELD	Honda - Oxford TAG Racing	1:33.563	15	15	5.183	0.061	81.76
31	91		Ian STANFORD	Honda - I Stanford Racing	1:33.873	6	9	5.493	0.310	81.49
32	69	C	Joshua HARLAND	Honda - Josh Harland Racing	1:34.296	6	10	5.916	0.423	81.12
33	29	C	Tarran MACKENZIE	Honda - Grant Racing / Alan Duffus M/CS	1:36.105	14	14	7.725	1.809	79.60
34	97	C	Sammi TASKER	Honda - Team Tasker	1:36.370	6	15	7.990	0.265	79.38
35	25		Neil DURHAM	Aprilia - Moto Strada	1:36.713	8	11	8.333	0.343	79.10

QUALIFYING LAPTIME (110% of 1:28.380) = 1:37.218

Weather / Track : Bright / Dry
 These results are provisional until the conclusion of any judicial and technical matters.

Croft
 Circuit Length = 2.1250 miles
 Start: 13:34 End: 14:02

Race Director :	Stewards :	Timekeeper :

MCRCB BULLETIN TK057

2010 SpeedyRetail.com British 125GP Championship & ACU Academy Cup

QUALIFYING 2 - SECTOR ANALYSIS

1	James LODGE						RS Racing / Earnshaws M'cycles								
1-	28.358	117.7	39.144	101.2	26.723	100.5	1:34.225	9-	27.562	111.5	36.617	101.5	25.012	102.3	1:29.191
2-	28.279	115.1	38.350	101.4	25.308	103.1	1:31.937	10-	27.838	111.7	37.520	99.6	25.214	102.1	1:30.572
3-	27.426	116.7	37.039	100.3	24.758	103.2	1:29.223	11-	27.308	113.7	36.548	101.4	24.744	102.8	1:28.600
4-	28.318	106.4	38.772	96.6	In		1:33.447 P	12-	27.518	113.2	36.683	102.5	24.772	102.3	1:28.973
5-	Out	110.0	37.687	99.3	25.434	102.1	3:45.677	13-	27.366	114.3	36.435	101.2	24.579	103.7	1:28.380
6-	28.153	112.0	36.926	101.5	24.815	102.1	1:29.894	14-	28.700	111.7	38.214	101.2	25.857	98.3	1:32.771
7-	27.687	112.2	36.644	101.4	25.067	100.2	1:29.398	15-	46.795	64.3	46.880	83.9	In		2:02.174 P
8-	27.509	112.2	37.608	97.1	25.175	102.5	1:30.292								
2	Nigel PERCY						Team Repli-Cast UK Racing								
1-	28.740	111.5	39.123	98.5	26.583	101.4	1:34.446	9-	27.973	109.7	42.108	78.5	28.333	100.8	1:38.414
2-	28.876	109.8	38.607	98.3	25.980	103.4	1:33.463	10-	28.472	107.9	37.957	98.4	25.675	101.8	1:32.104
3-	28.077	110.4	38.021	98.3	26.142	101.8	1:32.240	11-	28.355	109.7	37.200	97.1	25.887	102.5	1:31.442
4-	28.604	109.8	37.332	98.4	25.920	101.5	1:31.856	12-	27.868	114.3	37.336	98.4	In		1:32.895 P
5-	28.164	108.8	37.341	99.4	25.678	100.8	1:31.183	13-	Out	106.7	42.737	74.9	28.752	100.6	3:14.768
6-	28.021	109.8	37.598	99.0	25.808	101.4	1:31.427	14-	28.331	110.6	38.090	99.7	26.202	101.1	1:32.623
7-	27.889	112.6	38.207	99.7	25.663	102.6	1:31.759	15-	28.218	111.5	37.267	100.2	25.600	101.1	1:31.085
8-	27.839	112.2	37.182	98.1	25.350	101.8	1:30.371								
3	James FORD						E3 Motorsport								
1-	Out	106.9	42.594	89.8	29.210	96.3	1:45.880	9-	29.204	107.7	38.513	97.1	26.138	98.4	1:33.855
2-	30.015	108.1	40.318	95.5	27.291	98.4	1:37.624	10-	30.693	102.0	39.191	97.0	26.648	99.3	1:36.532
3-	29.300	108.4	40.532	86.9	In		1:39.359 P	11-	28.279	109.7	38.191	97.3	26.625	99.0	1:33.095
4-	Out	104.9	41.363	92.1	27.372	96.0	2:23.134	12-	29.196	100.0	41.215	93.9	27.074	98.3	1:37.485
5-	28.996	107.7	38.581	96.6	26.408	98.3	1:33.985	13-	29.397	105.4	39.111	96.0	26.367	98.3	1:34.875
6-	28.702	107.5	38.821	95.9	26.416	97.5	1:33.939	14-	29.035	107.7	38.816	96.7	26.667	97.3	1:34.518
7-	28.793	107.4	40.182	88.3	In		1:35.248 P	15-	28.784	108.9	39.473	84.1	In		1:36.421 P
8-	Out	95.9	47.167	80.3	27.432	98.4	3:14.551								
7	Deane BROWN						C Colin Appleyard / Macadam Racing								
1-	28.266	116.9	39.377	102.0	26.121	104.4	1:33.764	8-	27.965	113.9	37.141	101.8	24.589	104.0	1:29.695
2-	28.115	114.5	37.859	102.0	25.147	103.6	1:31.121	9-	27.517	113.7	36.957	102.3	25.570	102.8	1:30.044
3-	27.553	113.0	37.464	100.2	24.965	103.9	1:29.982	10-	27.482	113.6	37.068	96.8	27.159	102.8	1:31.709
4-	27.473	113.4	37.192	101.8	25.052	103.1	1:29.717	11-	27.444	114.3	37.768	100.9	24.660	104.0	1:29.872
5-	29.364	100.9	41.128	90.8	In		1:36.047 P	12-	27.404	112.4	36.842	102.1	24.563	103.7	1:28.809
6-	Out	109.7	38.962	100.2	25.152	102.3	4:46.891	13-	27.327	113.9	1:16.821	88.3	In		2:11.013 P
7-	27.837	113.0	37.330	95.2	24.735	105.4	1:29.902								
10	Peter SUTHERLAND						Team Repli-Cast UK Racing								
1-	29.070	112.0	38.964	98.0	26.257	101.4	1:34.291	8-	28.509	111.1	38.439	96.8	25.585	101.7	1:32.533
2-	28.902	111.3	39.159	93.2	25.718	102.9	1:33.779	9-	28.399	107.4	39.080	95.5	25.925	100.8	1:33.404
3-	28.324	111.7	38.289	96.3	25.980	101.7	1:32.593	10-	28.366	109.5	38.879	94.7	In		1:32.305 P
4-	28.574	111.3	38.080	95.1	25.532	100.8	1:32.186	11-	Out	110.0	40.753	89.7	26.828	96.8	3:45.567
5-	28.365	111.3	50.212	52.4	32.196	100.0	1:50.773	12-	28.738	110.2	38.651	96.6	25.557	100.3	1:32.946
6-	28.676	111.3	38.416	95.9	25.945	99.9	1:33.037	13-	27.989	112.2	37.738	97.5	25.337	101.1	1:31.064
7-	28.373	111.1	38.020	96.8	25.607	100.9	1:32.000	14-	28.065	111.3	37.419	99.9	25.277	100.8	1:30.761
11	Tom WEEDEN						C Tom Weeden Racing								
1-	Out	106.9	42.073	95.3	28.088	98.3	1:43.875	8-	28.666	106.0	38.707	99.0	25.746	100.2	1:33.119
2-	30.241	107.4	39.992	96.7	26.663	98.8	1:36.896	9-	29.382	104.4	39.184	95.6	In		1:38.675 P
3-	29.170	106.9	39.684	94.7	26.179	99.3	1:35.033	10-	Out	105.2	39.973	96.8	26.998	97.4	3:20.091
4-	28.822	107.0	39.529	96.1	26.676	98.3	1:35.027	11-	29.278	105.5	39.128	95.3	27.646	98.3	1:36.052
5-	29.359	107.9	39.249	97.1	26.304	98.0	1:34.912	12-	29.080	106.4	38.854	96.3	26.120	98.0	1:34.054
6-	28.821	108.1	39.121	99.0	26.133	98.1	1:34.075	13-	29.164	104.7	39.142	96.0	25.737	97.5	1:34.043
7-	28.636	110.0	38.993	97.7	25.910	99.4	1:33.539	14-	28.941	106.5	39.528	96.1	In		1:39.579 P
12	Edward RENDELL						Banks Racing / Breadline Racing								
1-	Out	103.1	40.319	94.3	27.220	97.3	1:39.321	10-	28.015	108.8	37.113	98.1	25.497	99.9	1:30.625
2-	29.137	108.4	38.495	97.0	25.607	99.9	1:33.239	11-	28.390	109.5	37.297	98.0	24.860	100.3	1:30.547
3-	28.616	108.2	38.067	97.3	25.398	100.8	1:32.081	12-	28.042	108.8	37.213	99.6	25.536	99.9	1:30.791
4-	28.426	108.8	38.741	97.3	25.655	99.6	1:32.822	13-	27.874	109.3	36.955	99.3	24.834	98.7	1:29.663

Weather / Track : Bright / Dry

Circuit Length = 2.1250 miles
Start: 13:34 End: 14:02

MCRCB BULLETIN TK057

2010 SpeedyRetail.com British 125GP Championship & ACU Academy Cup

QUALIFYING 2 - SECTOR ANALYSIS

5-	28.462	108.6	37.579	97.5	25.584	100.0	1:31.625	14-	27.891	109.8	<i>36.934</i>	98.4	25.236	<i>101.4</i>	1:30.061
6-	28.197	108.1	37.631	98.0	25.200	100.2	1:31.028	15-	28.760	110.2	37.882	98.8	<i>24.831</i>	99.7	1:31.473
7-	28.150	110.6	38.819	96.7	26.108	99.9	1:33.077	16-	<i>27.756</i>	<i>110.7</i>	37.527	<i>99.6</i>	25.615	99.1	1:30.898
8-	27.971	109.7	37.249	98.5	24.891	100.0	1:30.111	17-	29.907	89.5	40.032	81.8	In		1:40.353 P
9-	28.656	106.5	37.323	98.1	24.889	100.0	1:30.868								
13	Rob GUIVER SP125 / Brookhouse Garage Racing														
1-	Out	108.9	40.071	96.7	26.306	100.2	1:39.817	3-	28.613	110.6	<i>37.808</i>	<i>99.6</i>	25.467	<i>102.3</i>	1:31.888
2-	28.820	109.3	37.945	97.4	<i>25.447</i>	101.4	1:32.212	4-	<i>28.070</i>	<i>111.1</i>	37.881	99.3	25.463	100.3	1:31.414
14	Lee JACKSON C Team Jackson Racing														
1-	Out	108.8	41.067	98.5	27.262	103.1	1:41.860	9-	28.210	109.7	38.049	92.7	In		1:32.410 P
2-	29.025	110.7	38.690	99.1	26.091	103.6	1:33.806	10-	Out	108.8	38.463	99.6	25.972	102.5	2:54.571
3-	28.449	110.9	37.813	100.8	25.921	103.2	1:32.183	11-	28.212	110.7	37.715	99.7	25.360	102.5	1:31.287
4-	27.956	111.3	37.960	99.3	25.507	<i>104.2</i>	1:31.423	12-	28.031	111.1	37.735	101.2	25.489	102.8	1:31.255
5-	27.891	110.7	37.574	99.6	25.892	102.9	1:31.357	13-	28.072	110.6	39.055	91.3	26.180	102.5	1:33.307
6-	28.123	<i>112.8</i>	37.507	99.3	25.154	103.7	1:30.784	14-	28.059	111.1	37.610	100.5	25.406	102.3	1:31.075
7-	<i>27.775</i>	112.0	<i>37.346</i>	<i>102.0</i>	25.656	102.5	1:30.777	15-	28.125	111.7	37.741	99.9	25.891	102.8	1:31.757
8-	27.836	112.0	37.984	101.7	25.400	103.4	1:31.220	16-	28.034	111.7	37.690	101.1	<i>25.080</i>	102.1	1:30.804
16	Shaun HORSMAN Symity IT														
1-	Out	105.8	40.817	94.3	26.860	97.3	1:41.096	8-	28.778	104.2	38.969	93.7	In		1:32.923 P
2-	28.764	110.4	39.001	97.0	26.208	98.7	1:33.973	9-	Out	97.7	39.896	93.1	25.664	99.7	5:19.464
3-	28.175	107.7	39.183	94.8	25.797	99.9	1:33.155	10-	28.440	106.7	38.557	95.3	25.990	99.6	1:32.987
4-	28.220	107.5	38.140	96.1	25.758	98.8	1:32.118	11-	27.886	110.0	38.354	99.3	25.102	100.2	1:31.342
5-	28.136	106.9	38.122	94.8	25.305	99.4	1:31.563	12-	27.747	110.6	<i>37.239</i>	99.7	25.894	<i>100.5</i>	1:30.880
6-	28.088	107.4	37.761	97.5	25.053	99.9	1:30.902	13-	28.319	110.2	38.201	<i>100.8</i>	26.470	98.1	1:32.990
7-	27.785	107.9	37.691	97.1	25.013	99.7	1:30.489	14-	<i>27.538</i>	<i>111.3</i>	38.125	99.3	<i>24.962</i>	99.1	1:30.625
17	John McPHEE C KRP/Bradley Smith Racing														
1-	28.820	113.7	39.862	98.7	25.786	104.2	1:34.468	8-	28.525	108.9	39.025	98.4	In		1:32.186 P
2-	28.173	113.4	38.341	100.8	25.708	105.4	1:32.222	9-	Out	107.0	46.931	84.3	26.307	103.6	5:16.367
3-	28.069	113.4	38.145	100.3	25.352	104.0	1:31.566	10-	28.520	112.6	39.741	101.5	25.062	103.9	1:33.323
4-	28.103	114.3	37.464	102.0	25.587	104.4	1:31.154	11-	27.837	113.7	37.346	101.7	25.717	<i>105.8</i>	1:30.900
5-	28.194	112.6	37.464	101.2	24.832	105.2	1:30.490	12-	27.778	112.2	37.121	101.8	<i>24.595</i>	104.5	1:29.494
6-	<i>27.719</i>	<i>114.9</i>	37.118	100.9	25.119	104.2	1:29.956	13-	28.995	113.7	<i>36.986</i>	<i>102.9</i>	24.787	103.7	1:30.768
7-	28.046	113.9	37.957	101.7	25.266	103.2	1:31.269								
21	Harry STAFFORD C Team Aztec GP														
1-	29.507	104.7	40.168	<i>96.6</i>	26.974	96.6	1:36.649	7-	28.551	105.7	<i>38.228</i>	95.1	<i>25.347</i>	<i>98.1</i>	1:32.126
2-	29.279	107.5	39.240	94.3	26.186	96.1	1:34.705	8-	29.562	104.9	39.472	93.2	In		1:34.980 P
3-	<i>28.485</i>	<i>107.9</i>	39.111	93.9	26.190	96.3	1:33.786	9-	Out	100.8	38.870	93.9	27.610	97.8	3:17.342
4-	29.275	104.4	39.538	92.8	In		1:34.490 P	10-	28.839	104.9	38.657	91.4	In		1:33.824 P
5-	Out	106.9	38.724	95.6	26.050	96.3	4:24.267	11-	Out	106.7	38.563	91.7	In		1:54.129 P
6-	28.847	105.2	38.551	95.5	25.353	97.5	1:32.751	12-	Out	105.4	39.560	94.5	25.682	96.1	2:40.247
22	Matthew PAULO Grant Racing														
1-	29.890	108.8	39.746	94.3	26.245	<i>98.8</i>	1:35.881	9-	28.583	108.2	39.071	96.0	<i>25.179</i>	98.1	1:32.833
2-	29.202	108.1	39.382	94.3	26.237	97.4	1:34.821	10-	28.486	108.4	38.366	97.3	25.967	96.8	1:32.819
3-	29.041	108.8	39.036	95.9	25.893	97.5	1:33.970	11-	28.546	109.1	38.267	<i>97.4</i>	25.483	97.4	1:32.296
4-	28.999	<i>109.5</i>	39.162	94.9	25.977	98.4	1:34.138	12-	28.493	109.1	38.209	96.4	25.420	97.4	1:32.122
5-	28.591	108.9	38.953	95.1	25.910	96.0	1:33.454	13-	<i>28.340</i>	108.6	<i>38.190</i>	97.0	25.265	97.5	1:31.795
6-	28.853	109.3	38.737	96.4	25.754	97.1	1:33.344	14-	29.140	106.2	39.179	97.3	25.793	98.3	1:34.112
7-	28.696	108.9	38.571	97.1	25.406	97.5	1:32.673	15-	29.063	109.1	39.046	96.0	26.144	94.9	1:34.253
8-	28.785	107.9	38.291	96.6	25.293	98.1	1:32.369	16-	33.677	97.0	43.063	89.6	In		1:50.685 P
24	Ben BARRETT Lowerdale Autos / SP 125 Racing														
1-	Out	106.2	41.344	95.9	27.060	<i>101.4</i>	1:43.211	10-	28.401	107.5	38.372	97.8	25.431	100.3	1:32.204
2-	29.164	<i>111.5</i>	40.316	97.3	27.153	99.7	1:36.633	11-	28.686	109.8	38.260	98.7	25.789	101.1	1:32.735
3-	29.040	107.9	38.881	97.3	25.661	100.6	1:33.582	12-	28.287	109.7	38.511	98.7	25.636	100.8	1:32.434
4-	28.414	108.1	38.640	96.3	25.488	100.2	1:32.542	13-	28.497	110.0	38.306	98.1	25.532	100.6	1:32.335
5-	28.385	109.7	38.349	97.7	25.873	99.9	1:32.607	14-	28.154	111.1	38.389	98.0	25.416	<i>101.4</i>	1:31.959
6-	28.552	109.7	39.033	96.6	25.443	99.9	1:33.028	15-	28.356	110.0	38.901	<i>99.4</i>	25.394	100.3	1:32.651

Weather / Track : Bright / Dry

Croft
Circuit Length = 2.1250 miles
Start: 13:34 End: 14:02

MCRCB BULLETIN TK057

2010 SpeedyRetail.com British 125GP Championship & ACU Academy Cup

QUALIFYING 2 - SECTOR ANALYSIS

7-	28.529	108.8	38.415	96.6	<i>25.288</i>	100.3	1:32.232	16-	<i>28.046</i>	109.5	<i>38.012</i>	98.3	25.289	100.8	1:31.347
8-	28.435	107.9	38.063	97.7	25.379	100.5	1:31.877	17-	32.433	100.6	43.887	77.0	In		1:52.445 P
9-	28.466	107.0	38.243	97.1	25.395	100.3	1:32.104								
25	Neil DURHAM			Moto Strada											
1-	Out	101.8	43.468	93.1	27.411	98.7	1:47.752	7-	Out	106.5	41.243	94.8	<i>26.391</i>	98.0	5:39.278
2-	30.964	107.2	41.367	93.9	26.639	97.7	1:38.970	8-	29.505	106.9	40.733	<i>96.4</i>	26.475	97.5	1:36.713
3-	30.514	107.0	42.042	87.6	26.465	98.0	1:39.021	9-	<i>29.430</i>	<i>108.8</i>	40.897	88.2	In		1:36.102 P
4-	30.218	107.2	41.594	94.7	27.106	98.0	1:38.918	10-	Out	60.3	44.436	90.9	In		2:51.180 P
5-	30.106	107.4	41.408	94.5	26.505	<i>99.3</i>	1:38.019	11-	Out	47.1	In		In		4:12.396 P
6-	29.977	107.9	<i>40.492</i>	94.8	In		1:35.762 P								
26	Richard FERGUSON			C Team Ferguson Racing											
1-	29.660	109.3	44.701	85.4	28.980	100.8	1:43.341	8-	29.019	107.5	38.663	98.1	26.013	102.3	1:33.695
2-	29.768	109.1	39.544	93.2	26.425	102.1	1:35.737	9-	29.006	108.2	39.001	97.7	25.909	101.8	1:33.916
3-	29.226	108.8	39.782	97.1	26.521	100.5	1:35.529	10-	28.976	108.8	38.587	98.7	<i>25.591</i>	101.8	1:33.154
4-	30.277	108.6	39.070	97.0	25.951	101.2	1:35.298	11-	28.826	110.0	42.600	<i>99.0</i>	25.795	100.6	1:37.221
5-	29.239	105.4	38.982	97.7	26.187	101.1	1:34.408	12-	<i>28.595</i>	109.7	<i>38.455</i>	98.3	25.597	101.1	1:32.647
6-	29.116	109.7	39.496	97.0	26.197	101.4	1:34.809	13-	28.785	<i>111.1</i>	38.818	98.8	25.963	99.9	1:33.566
7-	29.105	108.6	38.728	98.8	25.989	<i>103.1</i>	1:33.822	14-	28.771	110.2	38.576	98.3	25.970	100.8	1:33.317
27	Catherine GREEN			CG Racing											
1-	Out	89.4	43.420	93.6	27.749	101.5	1:45.211	9-	28.471	109.1	38.444	97.8	26.143	101.4	1:33.058
2-	30.217	110.4	40.436	96.3	27.617	101.8	1:38.270	10-	28.701	108.9	38.417	98.5	25.811	101.7	1:32.929
3-	29.237	111.3	40.460	96.8	27.492	<i>102.3</i>	1:37.189	11-	28.534	109.7	38.275	97.7	26.352	100.2	1:33.161
4-	29.085	<i>111.5</i>	42.002	82.0	In		1:38.714 P	12-	28.640	110.6	40.313	93.6	26.656	102.0	1:35.609
5-	Out	108.4	39.946	97.3	26.795	101.8	2:20.748	13-	28.410	110.4	39.676	96.6	26.013	101.4	1:34.099
6-	28.753	110.6	38.560	98.7	25.865	101.5	1:33.178	14-	28.306	110.6	37.661	98.7	25.654	101.5	1:31.621
7-	29.516	111.1	38.747	97.1	26.137	101.7	1:34.400	15-	28.095	110.9	38.030	98.7	25.526	101.2	1:31.651
8-	28.797	109.7	38.329	97.8	25.726	102.0	1:32.852	16-	<i>27.997</i>	111.1	<i>37.519</i>	<i>99.6</i>	<i>25.467</i>	101.8	1:30.983
28	Jon VINCENT			G R Formby Heavy Transport											
1-	Out	99.0	42.711	92.7	27.811	100.3	1:45.566	9-	28.725	107.2	37.936	100.0	24.925	102.1	1:31.586
2-	29.549	<i>112.0</i>	40.717	97.1	26.358	102.6	1:36.624	10-	28.923	103.9	39.631	89.6	In		1:34.121 P
3-	29.920	111.7	39.215	98.5	25.745	101.8	1:34.880	11-	Out	94.7	44.101	88.5	30.124	88.1	2:42.249
4-	28.267	109.7	38.168	100.3	25.438	102.8	1:31.873	12-	29.436	108.6	38.525	93.1	26.762	101.7	1:34.723
5-	29.356	111.1	37.835	99.7	25.253	100.9	1:32.444	13-	28.278	110.7	38.250	99.3	24.844	<i>102.9</i>	1:31.372
6-	28.424	109.8	37.675	98.5	25.532	101.2	1:31.631	14-	<i>27.550</i>	110.7	<i>36.931</i>	<i>100.6</i>	<i>24.624</i>	102.0	1:29.105
7-	27.908	110.4	37.622	99.1	25.267	101.1	1:30.797	15-	27.633	111.3	37.660	<i>100.6</i>	25.750	100.8	1:31.043
8-	28.065	109.5	37.747	99.4	24.892	101.8	1:30.704	16-	28.093	110.0	38.554	97.8	In		1:34.513 P
29	Tarran MACKENZIE			C Grant Racing / Alan Duffus M/CS											
1-	33.054	98.5	41.945	95.6	27.852	101.8	1:42.851	8-	29.507	107.2	40.963	96.0	26.761	100.9	1:37.231
2-	29.466	108.9	40.422	95.6	27.285	<i>102.1</i>	1:37.173	9-	31.147	98.7	41.364	92.3	In		1:43.932 P
3-	<i>29.443</i>	<i>110.2</i>	41.250	<i>98.3</i>	27.110	101.4	1:37.803	10-	Out	106.7	41.894	92.7	27.372	100.3	2:40.386
4-	29.665	110.0	<i>39.810</i>	97.0	26.987	101.2	1:36.462	11-	29.762	109.1	40.825	97.7	27.067	101.5	1:37.654
5-	29.609	108.8	40.138	97.3	26.777	100.9	1:36.524	12-	29.820	107.4	41.036	93.5	27.048	100.6	1:37.904
6-	29.603	108.6	40.132	95.1	27.196	99.4	1:36.931	13-	29.703	108.9	40.111	98.0	<i>26.481</i>	101.5	1:36.295
7-	29.670	107.4	40.177	96.1	27.066	102.0	1:36.913	14-	29.593	108.8	39.991	97.8	26.521	101.7	1:36.105
32	Stuart WILSON			C Wilson Racing											
1-	Out	104.0	42.765	94.3	27.827	97.3	1:43.678	8-	29.363	105.8	39.762	95.1	26.049	98.7	1:35.174
2-	31.286	106.5	40.498	96.1	27.108	98.7	1:38.892	9-	<i>28.951</i>	106.9	39.505	95.5	26.090	98.4	1:34.546
3-	30.212	107.9	40.390	93.3	26.261	<i>98.8</i>	1:36.863	10-	29.514	106.0	40.315	94.5	In		1:35.155 P
4-	29.367	106.5	39.627	94.8	26.315	97.5	1:35.309	11-	Out	106.9	39.971	94.7	26.123	98.0	3:08.002
5-	29.184	106.9	39.563	94.1	In		1:34.186 P	12-	29.399	106.5	39.224	96.3	27.005	96.8	1:35.628
6-	Out	105.2	40.960	93.1	26.466	98.3	4:54.749	13-	28.957	<i>108.8</i>	<i>38.766</i>	<i>97.1</i>	<i>25.779</i>	98.1	1:33.502
7-	29.278	106.7	39.573	95.5	26.129	98.0	1:34.980								
33	Gary WINFIELD			C Oxford TAG Racing											
1-	Out	104.4	43.629	91.2	28.063	98.1	1:49.909	9-	29.290	103.9	41.954	83.1	In		1:38.769 P
2-	30.586	104.5	41.467	94.0	27.454	<i>98.4</i>	1:39.507	10-	Out	100.2	40.709	94.4	27.080	97.7	3:09.947
3-	29.862	104.4	40.852	93.6	27.172	97.4	1:37.886	11-	29.825	103.1	39.602	95.7	26.809	96.8	1:36.236

Croft
Circuit Length = 2.1250 miles
Start: 13:34 End: 14:02

Weather / Track : Bright / Dry

MCRCB BULLETIN TK057

2010 SpeedyRetail.com British 125GP Championship & ACU Academy Cup

QUALIFYING 2 - SECTOR ANALYSIS

4-	29.715	104.5	41.437	94.4	27.887	96.6	1:39.039	12-	29.568	103.1	39.941	95.3	26.247	96.8	1:35.756	
5-	29.747	104.2	40.334	93.7	26.691	97.4	1:36.772	13-	29.225	103.4	39.529	96.0	26.528	96.4	1:35.282	
6-	29.605	104.5	39.853	96.4	27.070	97.5	1:36.528	14-	29.353	102.8	39.218	96.8	26.190	96.6	1:34.761	
7-	29.583	104.7	39.602	96.0	27.042	95.7	1:36.227	15-	28.851	105.2	38.666	98.3	26.046	96.7	1:33.563	
8-	29.495	104.9	40.209	95.7	26.518	98.0	1:36.222									
34	Arnie SHELTON							Shelton Racing								
1-	Out	110.4	40.811	94.1	27.379	97.7	1:40.279	9-	28.948	106.4	38.366	96.0	25.772	97.7	1:33.086	
2-	30.019	104.5	39.489	95.2	26.832	98.0	1:36.340	10-	29.084	106.2	39.028	93.7	26.841	98.3	1:34.953	
3-	29.817	110.7	39.348	95.9	27.258	97.4	1:36.423	11-	28.567	107.7	38.317	95.1	25.710	97.8	1:32.594	
4-	29.367	105.4	40.174	87.8	27.087	97.0	1:36.628	12-	28.648	107.0	38.293	95.9	27.818	93.5	1:34.759	
5-	29.768	106.4	39.331	94.1	26.692	97.0	1:35.791	13-	29.884	102.5	44.266	94.3	26.990	96.4	1:41.140	
6-	28.888	106.5	38.962	95.1	26.375	97.1	1:34.225	14-	28.946	106.9	38.016	96.7	25.511	97.3	1:32.473	
7-	28.779	107.5	38.733	96.0	26.075	97.7	1:33.587	15-	28.859	106.7	38.207	97.1	27.825	93.7	1:34.891	
8-	28.704	107.5	38.803	95.5	26.026	97.0	1:33.533	16-	30.362	104.4	43.813	90.9	28.136	82.4	1:42.311	
35	Elliot LODGE							C Spike Racing								
1-	Out	106.9	40.743	93.6	27.373	100.5	1:42.098	10-	28.427	109.7	38.101	98.0	25.351	101.7	1:31.879	
2-	29.426	108.1	39.821	95.1	26.098	100.5	1:35.345	11-	28.497	109.1	38.181	98.5	25.612	100.6	1:32.290	
3-	29.259	107.4	39.525	96.1	25.976	101.1	1:34.760	12-	28.531	109.8	38.352	98.7	25.477	100.6	1:32.360	
4-	29.044	106.7	39.078	95.7	25.919	100.8	1:34.041	13-	28.771	109.5	38.179	97.5	25.210	100.9	1:32.160	
5-	28.947	108.4	38.816	96.1	25.677	99.7	1:33.440	14-	28.569	109.8	38.420	98.0	25.399	100.2	1:32.388	
6-	28.945	108.4	39.338	97.4	25.505	101.2	1:33.788	15-	29.019	110.9	38.699	99.4	25.455	101.8	1:33.173	
7-	28.505	112.0	38.590	97.1	25.301	101.1	1:32.396	16-	28.768	108.8	38.259	97.5	25.437	100.2	1:32.464	
8-	28.379	111.3	38.487	97.0	25.279	100.5	1:32.145	17-	31.709	104.9	58.272	48.8	In		2:00.259 P	
9-	28.543	109.5	38.023	97.4	25.326	101.2	1:31.892									
44	Matthew DAVIES							C SP125 / Mountain Motor Vehicles								
1-	Out	104.9	43.695	88.8	28.311	98.7	1:57.258	8-	31.002	102.0	45.153	74.6	In		1:44.993 P	
2-	30.602	108.9	41.498	94.3	In		1:39.159 P	9-	Out	97.8	41.505	84.5	26.220	99.9	2:38.467 P	
3-	Out	109.3	40.380	95.3	26.265	99.7	2:46.843	10-	28.293	113.2	37.704	98.7	25.425	101.2	1:31.422	
4-	29.249	111.1	38.938	98.0	25.519	100.9	1:33.706	11-	27.764	114.9	38.917	97.8	26.527	100.2	1:33.208	
5-	28.784	112.2	38.558	98.3	25.515	99.6	1:32.857	12-	28.068	113.0	37.987	99.0	24.908	101.5	1:30.963	
6-	28.786	111.1	38.324	99.0	25.170	101.1	1:32.280	13-	28.135	113.0	37.533	98.1	24.845	101.8	1:30.513	
7-	28.448	111.5	38.031	98.7	25.285	100.9	1:31.764	14-	28.244	114.3	38.361	99.4	25.609	100.3	1:32.214	
57	Simon LOW							Team Shop4bikers / Dutch-2-UK R'g								
1-	Out	108.8	40.890	95.3	27.231	100.0	1:41.339	5-	28.992	108.6	38.637	97.8	25.778	98.4	1:33.407	
2-	29.051	110.0	39.513	96.0	26.338	99.4	1:34.902	6-	28.729	108.1	37.806	97.1	25.546	97.4	1:32.081	
3-	29.326	108.1	39.093	97.3	25.513	98.4	1:33.932	7-	28.424	108.2	39.556	96.4	In		1:33.339 P	
4-	28.977	107.5	38.924	96.3	25.759	98.1	1:33.660	8-	Out	103.1	39.822	96.0	25.927	97.1	5:47.857 P	
69	Joshua HARLAND							C Josh Harland Racing								
1-	Out	94.1	43.055	92.4	27.668	98.4	1:45.358	6-	29.148	105.8	39.258	94.0	25.890	96.6	1:34.296	
2-	30.920	103.9	41.460	91.8	26.695	99.0	1:39.075	7-	30.070	102.5	41.090	92.4	In		1:36.929 P	
3-	29.695	104.7	40.305	92.7	27.206	99.4	1:37.206	8-	Out	102.3	41.534	91.6	27.544	94.8	3:32.827 P	
4-	29.432	104.9	41.250	92.4	In		1:37.684 P	9-	30.282	101.7	40.197	93.5	In		1:36.707 P	
5-	Out	105.7	40.361	94.8	26.377	99.1	2:21.858	10-	Out	103.1	40.509	92.4	26.791	97.3	3:13.674 P	
71	Andrew REID							C Team Aztec GP								
1-	28.384	108.8	38.310	97.0	25.641	98.7	1:32.335	8-	28.097	109.1	37.339	98.3	24.841	99.0	1:30.277	
2-	28.336	108.1	37.848	97.8	25.290	99.0	1:31.474	9-	29.025	96.3	41.435	88.9	In		1:37.761 P	
3-	28.288	107.7	37.732	97.5	25.088	99.1	1:31.108	10-	Out	106.2	46.785	52.5	33.081	98.4	6:00.080	
4-	28.193	108.1	37.608	98.4	24.848	99.3	1:30.649	11-	27.716	109.8	37.094	98.3	24.648	99.1	1:29.458	
5-	27.878	110.2	37.498	98.4	24.575	100.3	1:29.951	12-	30.336	85.9	42.496	88.7	26.191	95.7	1:39.023	
6-	28.482	109.5	38.090	96.3	26.059	98.8	1:32.631	13-	29.343	105.7	37.670	95.2	25.204	98.7	1:32.217	
7-	28.694	108.9	37.243	97.3	25.243	97.4	1:31.180									
77	Taylor MACKENZIE							KRP Node 4 MMCG								
1-	Out	110.4	41.106	98.3	27.140	105.2	1:40.709	8-	27.239	116.9	37.296	100.9	24.954	104.9	1:29.489	
2-	28.196	117.7	39.775	97.4	26.514	104.2	1:34.485	9-	27.719	112.2	37.578	102.0	In		1:30.649 P	
3-	28.393	114.5	37.899	100.6	25.766	105.8	1:32.058	10-	Out	103.4	40.134	87.8	26.588	104.2	3:50.306 P	
4-	28.556	114.7	38.025	97.4	25.387	104.0	1:31.968	11-	27.928	116.1	37.118	101.4	25.425	105.5	1:30.471	

Weather / Track : Bright / Dry

Croft
Circuit Length = 2.1250 miles
Start: 13:34 End: 14:02

2010 SpeedyRetail.com British 125GP Championship & ACU Academy Cup

QUALIFYING 2 - SECTOR ANALYSIS

5-	27.952	115.5	37.859	99.6	25.338	104.5	1:31.149	12-	27.498	116.3	37.124	101.7	<i>24.684</i>	105.7	1:29.306		
6-	27.560	114.9	37.430	100.9	25.103	104.9	1:30.093	13-	27.612	116.1	37.388	101.7	25.244	104.9	1:30.244		
7-	27.650	115.3	37.234	99.4	25.031	105.4	1:29.915										
88	Dan MORETON SGR Racing																
1-	30.390	103.1	40.789	94.3	26.943	<i>97.1</i>	1:38.122	7-	28.762	<i>105.8</i>	<i>38.351</i>	96.4	26.142	95.7	1:33.255		
2-	29.838	103.2	40.052	94.7	26.468	96.3	1:36.358	8-	<i>28.727</i>	103.4	38.647	<i>96.7</i>	25.705	96.8	1:33.079		
3-	30.263	100.2	39.910	94.4	26.378	95.6	1:36.551	9-	29.225	103.9	38.599	95.5	26.069	95.9	1:33.893		
4-	29.827	104.2	39.277	94.3	26.142	95.7	1:35.246	10-	28.873	102.9	38.785	96.0	<i>25.556</i>	96.7	1:33.214		
5-	29.718	101.1	39.512	95.1	In		1:35.036	P	11-	28.938	104.0	38.640	95.5	26.699	96.0	1:34.277	
6-	Out	101.4	39.010	95.6	26.074	<i>97.1</i>	5:47.995	12-	29.365	100.0	40.782	90.4	In		1:35.694	P	
89	Fraser ROGERS C KRP / Racing Steps Foundations																
1-	29.152	114.5	39.326	99.6	25.711	103.2	1:34.189	5-	28.243	114.9	38.155	100.8	25.513	103.1	1:31.911		
2-	28.403	114.5	38.679	100.8	25.585	<i>104.9</i>	1:32.667	6-	28.155	<i>115.1</i>	<i>38.075</i>	100.5	<i>25.127</i>	103.9	1:31.357		
3-	<i>28.010</i>	<i>115.1</i>	38.142	100.0	25.691	102.0	1:31.843	7-	28.254	<i>115.1</i>	38.326	<i>100.9</i>	25.294	103.7	1:31.874		
4-	28.973	113.7	38.356	<i>100.9</i>	25.183	103.2	1:32.512										
91	Ian STANFORD I Stanford Racing																
1-	Out	101.5	43.586	91.8	28.196	100.0	1:48.054	6-	<i>29.090</i>	110.2	<i>38.691</i>	<i>96.6</i>	26.092	100.5	1:33.873		
2-	29.925	<i>110.9</i>	40.579	95.7	26.642	<i>101.7</i>	1:37.146	7-	29.794	103.2	47.650	73.7	In		1:51.104	P	
3-	29.809	108.4	39.493	95.6	26.273	101.5	1:35.575	8-	Out	105.0	50.726	61.1	32.233	98.3	7:48.231	P	
4-	29.131	108.9	39.258	95.6	<i>25.890</i>	100.5	1:34.279	9-	30.828	105.5	46.576	78.7	In		1:50.438	P	
5-	29.131	110.0	39.069	95.7	25.980	100.2	1:34.180										
94	Sam HORNSEY C KRP / Bradley Smith Racing																
1-	28.878	113.2	39.458	98.3	26.136	101.7	1:34.472	8-	27.695	111.3	38.016	99.4	24.978	102.9	1:30.689		
2-	28.342	113.6	38.576	98.8	25.787	102.9	1:32.705	9-	27.895	112.2	37.302	99.7	24.967	102.6	1:30.164		
3-	28.616	112.2	38.507	98.7	25.484	101.5	1:32.607	10-	27.653	113.4	38.153	99.3	<i>24.898</i>	<i>103.6</i>	1:30.704		
4-	28.796	110.9	38.406	95.6	In		1:32.591	P	11-	27.587	113.9	37.263	99.7	25.392	102.1	1:30.242	
5-	Out	112.6	38.647	97.4	25.480	102.9	2:17.012	12-	28.275	109.3	42.063	99.0	25.034	102.9	1:35.372		
6-	27.935	115.3	37.622	100.0	24.947	102.8	1:30.504	13-	<i>27.411</i>	<i>115.7</i>	37.574	99.7	25.479	103.2	1:30.464		
7-	27.693	113.9	<i>37.038</i>	<i>100.9</i>	25.389	<i>103.6</i>	1:30.120	14-	28.250	115.3	38.081	100.3	In		1:30.937	P	
97	Sammi TASKER C Team Tasker																
1-	Out	102.3	44.397	92.8	28.051	98.8	1:48.576	9-	29.433	108.2	40.955	95.9	26.642	99.4	1:37.030		
2-	29.990	107.7	40.782	95.7	27.980	99.0	1:38.752	10-	30.228	106.2	41.133	94.9	In		1:38.554	P	
3-	<i>29.278</i>	<i>109.8</i>	41.475	93.6	26.668	99.3	1:37.421	11-	Out	104.7	41.883	92.3	27.975	<i>100.3</i>	3:36.081		
4-	29.981	104.7	41.051	94.7	27.019	99.0	1:38.051	12-	29.465	106.9	40.469	94.8	27.255	98.7	1:37.189		
5-	29.815	107.9	40.581	94.9	27.516	98.8	1:37.912	13-	29.781	108.8	40.546	92.6	26.817	99.6	1:37.144		
6-	29.405	<i>109.8</i>	<i>40.386</i>	96.0	<i>26.579</i>	99.9	1:36.370	14-	29.348	108.9	40.395	<i>96.1</i>	27.128	99.0	1:36.871		
7-	29.363	107.2	40.435	94.9	27.361	99.1	1:37.159	15-	31.786	102.5	45.704	80.0	In		1:57.543	P	
8-	29.425	108.9	40.524	95.6	26.876	99.6	1:36.825										
98	Wayne RYAN C KRP / Racing Steps Foundations																
1-	29.222	<i>114.7</i>	39.335	100.6	26.041	<i>103.2</i>	1:34.598	9-	30.541	109.8	38.742	98.3	26.078	102.6	1:35.361		
2-	28.593	112.4	38.784	99.7	25.913	103.1	1:33.290	10-	28.439	110.7	38.210	100.2	25.591	103.1	1:32.240		
3-	28.327	112.4	38.111	99.3	25.829	102.1	1:32.267	11-	28.260	112.4	38.210	100.5	25.750	101.8	1:32.220		
4-	28.805	111.5	38.519	97.7	25.654	102.3	1:32.978	12-	29.758	111.3	38.724	99.7	In		1:33.890	P	
5-	28.392	111.3	38.152	<i>100.9</i>	<i>25.521</i>	102.9	1:32.065	13-	Out	111.3	38.456	99.6	25.728	102.6	2:08.365		
6-	<i>28.036</i>	113.0	38.165	92.6	26.186	101.7	1:32.387	14-	28.513	112.4	38.243	99.7	25.769	102.3	1:32.525		
7-	28.649	111.1	38.107	100.5	25.834	101.2	1:32.590	15-	28.299	113.4	39.050	100.2	25.799	101.7	1:33.148		
8-	28.593	111.8	<i>38.093</i>	100.2	26.000	102.6	1:32.686										
99	Kyle RYDE C Kyle Ryde Racing																
1-	29.056	108.8	38.845	98.4	26.827	100.8	1:34.728	8-	28.513	107.0	37.871	99.9	25.507	101.1	1:31.891		
2-	28.886	107.5	38.222	99.1	25.759	101.8	1:32.867	9-	28.504	107.7	<i>37.537</i>	100.2	25.379	101.1	1:31.414		
3-	28.640	108.4	38.062	97.8	25.544	101.8	1:32.246	10-	28.291	108.1	37.697	<i>100.9</i>	25.621	100.9	1:31.609		
4-	28.625	107.7	37.820	99.4	26.118	102.0	1:32.563	11-	28.259	108.1	40.250	87.2	In		1:37.153	P	
5-	28.227	<i>109.8</i>	37.654	100.6	25.712	<i>102.1</i>	1:31.593	12-	Out	102.5	40.018	95.7	27.903	96.6	3:12.344		
6-	<i>28.216</i>	108.8	39.884	95.1	In		1:35.653	P	13-	30.185	102.8	41.100	90.0	In		1:39.805	P
7-	Out	106.9	38.343	99.1	<i>25.362</i>	101.5	3:28.075										

Weather / Track : Bright / Dry

Croft
Circuit Length = 2.1250 miles
Start: 13:34 End: 14:02

MCRCB BULLETIN TK058

2010 SpeedyRetail.com British 125GP Championship & ACU Academy Cup

QUALIFYING 2 - SPEED TRAPS

SECTOR 1				SECTOR 2			FINISH LINE			
POS	NO	NAME	MPH	NO	NAME	MPH	NO	NAME	MPH	
1	1	James LODGE	117.7	17	John McPHEE	102.9	17	John McPHEE	105.8	
2	77	Taylor MACKENZIE	117.7	1	James LODGE	102.5	77	Taylor MACKENZIE	105.8	
3	7	Deane BROWN	116.9	7	Deane BROWN	102.3	7	Deane BROWN	105.4	
4	94	Sam HORNSEY	115.7	14	Lee JACKSON	102.0	89	Fraser ROGERS	104.9	
5	89	Fraser ROGERS	115.1	77	Taylor MACKENZIE	102.0	14	Lee JACKSON	104.2	
6	17	John McPHEE	114.9	89	Fraser ROGERS	100.9	1	James LODGE	103.7	
7	44	Matthew DAVIES	114.9	94	Sam HORNSEY	100.9	94	Sam HORNSEY	103.6	
8	98	Wayne RYAN	114.7	98	Wayne RYAN	100.9	2	Nigel PERCY	103.4	
9	2	Nigel PERCY	114.3	99	Kyle RYDE	100.9	98	Wayne RYAN	103.2	
10	14	Lee JACKSON	112.8	16	Shaun HORSMAN	100.8	26	Richard FERGUSON	103.1	
11	10	Peter SUTHERLAND	112.6	28	Jon VINCENT	100.6	10	Peter SUTHERLAND	102.9	
12	28	Jon VINCENT	112.0	2	Nigel PERCY	100.2	28	Jon VINCENT	102.9	
13	35	Elliot LODGE	112.0	10	Peter SUTHERLAND	99.9	13	Rob GUIVER	102.3	
14	24	Ben BARRETT	111.5	12	Edward RENDELL	99.6	27	Catherine GREEN	102.3	
15	27	Catherine GREEN	111.5	13	Rob GUIVER	99.6	29	Tarran MACKENZIE	102.1	
16	16	Shaun HORSMAN	111.3	27	Catherine GREEN	99.6	99	Kyle RYDE	102.1	
17	13	Rob GUIVER	111.1	24	Ben BARRETT	99.4	35	Elliot LODGE	101.8	
18	26	Richard FERGUSON	111.1	35	Elliot LODGE	99.4	44	Matthew DAVIES	101.8	
19	91	Ian STANFORD	110.9	44	Matthew DAVIES	99.4	91	Ian STANFORD	101.7	
20	12	Edward RENDELL	110.7	11	Tom WEEDEN	99.0	12	Edward RENDELL	101.4	
21	34	Arnie SHELTON	110.7	26	Richard FERGUSON	99.0	24	Ben BARRETT	101.4	
22	29	Tarran MACKENZIE	110.2	71	Andrew REID	98.4	16	Shaun HORSMAN	100.5	
23	71	Andrew REID	110.2	29	Tarran MACKENZIE	98.3	71	Andrew REID	100.3	
24	11	Tom WEEDEN	110.0	33	Gary WINFIELD	98.3	97	Sammi TASKER	100.3	
25	57	Simon LOW	110.0	57	Simon LOW	97.8	11	Tom WEEDEN	100.2	
26	97	Sammi TASKER	109.8	22	Matthew PAULO	97.4	57	Simon LOW	100.0	
27	99	Kyle RYDE	109.8	3	James FORD	97.3	69	Joshua HARLAND	99.4	
28	3	James FORD	109.7	32	Stuart WILSON	97.1	3	James FORD	99.3	
29	22	Matthew PAULO	109.5	34	Arnie SHELTON	97.1	25	Neil DURHAM	99.3	
30	25	Neil DURHAM	108.8	88	Dan MORETON	96.7	22	Matthew PAULO	98.8	
31	32	Stuart WILSON	108.8	21	Harry STAFFORD	96.6	32	Stuart WILSON	98.8	
32	21	Harry STAFFORD	107.9	91	Ian STANFORD	96.6	33	Gary WINFIELD	98.4	
33	69	Joshua HARLAND	105.8	25	Neil DURHAM	96.4	34	Arnie SHELTON	98.3	
34	88	Dan MORETON	105.8	97	Sammi TASKER	96.1	21	Harry STAFFORD	98.1	
35	33	Gary WINFIELD	105.2	69	Joshua HARLAND	94.8	88	Dan MORETON	97.1	

Weather / Track : Bright / Dry

Croft
Circuit Length = 2.1250 miles
Start: 13:34 End: 14:02

MCRCB BULLETIN TK059

2010 SpeedyRetail.com British 125GP Championship & ACU Academy Cup

QUALIFYING 2 - BEST SECTOR TIMES

SECTOR 1			SECTOR 2			SECTOR 3			IDEAL / BEST COMPARISON						
POS	NO	NAME	TIME	NO	NAME	TIME	NO	NAME	TIME	POS	NO	NAME	IDEAL	BEST	DIFF
1	77	MACKENZIE	27.239	1	LODGE	36.435	7	BROWN	24.563	1	1	LODGE	1:28.322	1:28.380	0.058
2	1	LODGE	27.308	77	MACKENZIE	36.841	71	REID	24.575	2	7	BROWN	1:28.732	1:28.809	0.077
3	7	BROWN	27.327	7	BROWN	36.842	1	LODGE	24.579	3	77	MACKENZIE	1:28.764	1:29.306	0.542
4	94	HORNSEY	27.411	28	VINCENT	36.931	17	McPHEE	24.595	4	28	VINCENT	1:29.105	1:29.105	0.000
5	16	HORSMAN	27.538	12	RENDELL	36.934	28	VINCENT	24.624	5	17	McPHEE	1:29.300	1:29.494	0.194
6	28	VINCENT	27.550	17	McPHEE	36.986	77	MACKENZIE	24.684	6	94	HORNSEY	1:29.347	1:30.120	0.773
7	71	REID	27.716	94	HORNSEY	37.038	12	RENDELL	24.831	7	71	REID	1:29.385	1:29.458	0.073
8	17	McPHEE	27.719	71	REID	37.094	44	DAVIES	24.845	8	12	RENDELL	1:29.521	1:29.663	0.142
9	12	RENDELL	27.756	2	PERCY	37.182	94	HORNSEY	24.898	9	16	HORSMAN	1:29.739	1:30.489	0.750
10	44	DAVIES	27.764	16	HORSMAN	37.239	16	HORSMAN	24.962	10	44	DAVIES	1:30.142	1:30.513	0.371
11	14	JACKSON	27.775	14	JACKSON	37.346	14	JACKSON	25.080	11	14	JACKSON	1:30.201	1:30.777	0.576
12	2	PERCY	27.839	10	SUTHERLAND	37.419	89	ROGERS	25.127	12	2	PERCY	1:30.371	1:30.371	0.000
13	10	SUTHERLAND	27.989	27	GREEN	37.519	22	PAULO	25.179	13	10	SUTHERLAND	1:30.685	1:30.761	0.076
14	27	GREEN	27.997	99	RYDE	37.531	35	LODGE	25.210	14	27	GREEN	1:30.983	1:30.983	0.000
15	89	ROGERS	28.010	44	DAVIES	37.533	10	SUTHERLAND	25.277	15	99	RYDE	1:31.109	1:31.414	0.305
16	98	RYAN	28.036	57	LOW	37.806	24	BARRETT	25.288	16	89	ROGERS	1:31.212	1:31.357	0.145
17	24	BARRETT	28.046	13	GUIVER	37.808	21	STAFFORD	25.347	17	13	GUIVER	1:31.325	1:31.414	0.089
18	13	GUIVER	28.070	24	BARRETT	38.012	2	PERCY	25.350	18	24	BARRETT	1:31.346	1:31.347	0.001
19	99	RYDE	28.216	34	SHELTON	38.016	99	RYDE	25.362	19	35	LODGE	1:31.612	1:31.879	0.267
20	3	FORD	28.279	35	LODGE	38.023	13	GUIVER	25.447	20	98	RYAN	1:31.650	1:32.065	0.415
21	22	PAULO	28.340	89	ROGERS	38.075	27	GREEN	25.467	21	22	PAULO	1:31.709	1:31.795	0.086
22	35	LODGE	28.379	98	RYAN	38.093	34	SHELTON	25.511	22	57	LOW	1:31.743	1:32.081	0.338
23	57	LOW	28.424	22	PAULO	38.190	57	LOW	25.513	23	21	STAFFORD	1:32.060	1:32.126	0.066
24	21	STAFFORD	28.485	3	FORD	38.191	98	RYAN	25.521	24	34	SHELTON	1:32.094	1:32.473	0.379
25	34	SHELTON	28.567	21	STAFFORD	38.228	88	MORETON	25.556	25	3	FORD	1:32.608	1:33.095	0.487
26	26	FERGUSON	28.595	88	MORETON	38.351	26	FERGUSON	25.591	26	88	MORETON	1:32.634	1:33.079	0.445
27	11	WEEDEN	28.636	26	FERGUSON	38.455	11	WEEDEN	25.737	27	26	FERGUSON	1:32.641	1:32.647	0.006
28	88	MORETON	28.727	33	WINFIELD	38.666	32	WILSON	25.779	28	11	WEEDEN	1:33.080	1:33.119	0.039
29	33	WINFIELD	28.851	91	STANFORD	38.691	69	HARLAND	25.890	29	32	WILSON	1:33.496	1:33.502	0.006
30	32	WILSON	28.951	11	WEEDEN	38.707	91	STANFORD	25.890	30	33	WINFIELD	1:33.563	1:33.563	0.000
31	91	STANFORD	29.090	32	WILSON	38.766	33	WINFIELD	26.046	31	91	STANFORD	1:33.671	1:33.873	0.202
32	69	HARLAND	29.148	69	HARLAND	39.258	3	FORD	26.138	32	69	HARLAND	1:34.296	1:34.296	0.000
33	97	TASKER	29.278	29	MACKENZIE	39.810	25	DURHAM	26.391	33	29	MACKENZIE	1:35.734	1:36.105	0.371
34	25	DURHAM	29.430	97	TASKER	40.386	29	MACKENZIE	26.481	34	97	TASKER	1:36.243	1:36.370	0.127
35	29	MACKENZIE	29.443	25	DURHAM	40.492	97	TASKER	26.579	35	25	DURHAM	1:36.313	1:36.713	0.400
													Perfect Lap	1:28.237	


Weather / Track : Bright / Dry

Croft
Circuit Length = 2.1250 miles
Start: 13:34 End: 14:02

2010 SpeedyRetail.com British 125GP Championship & ACU Academy Cup
RACE 1 - FINAL GRID (KNOCKHILL RACE)

ROW 8	97 Sammi TASKER			
ROW 7	29 Tarran MACKENZIE	69 Joshua HARLAND	25 Neil DURHAM	32 Stuart WILSON
ROW 6	35 Elliot LODGE	33 Gary WINFIELD	26 Richard FERGUSON	24 Ben BARRETT
ROW 5	91 Ian STANFORD	11 Tom WEEDEN	98 Wayne RYAN	22 Matthew PAULO
ROW 4	12 Edward RENDELL	28 Jon VINCENT	16 Shaun HORSMAN	21 Harry STAFFORD
ROW 3	14 Lee JACKSON	71 Andrew REID	2 Nigel PERCY	44 Matthew DAVIES
ROW 2	10 Peter SUTHERLAND	94 Sam HORNSEY	13 Rob GUIVER	77 Taylor MACKENZIE
ROW 1	89 Fraser ROGERS	7 Deane BROWN	1 James LODGE	17 John McPHEE

Pole



Croft
 Circuit Length = 2.1250 miles

Race Director :	Stewards :	Timekeeper :
-----------------	------------	--------------

MCRCB BULLETIN TK061

2010 SpeedyRetail.com British 125GP Championship & ACU Academy Cup

RACE 4 - PROVISIONAL GRID

ROW 9		1:36.713 25 Neil DURHAM	1:36.370 97 Sammi TASKER	1:36.105 29 Tarran MACKENZIE
ROW 8	1:34.296 69 Joshua HARLAND	1:33.873 91 Ian STANFORD	1:33.563 33 Gary WINFIELD	1:33.502 32 Stuart WILSON
ROW 7	1:33.119 11 Tom WEEDEN	1:33.095 3 James FORD	1:33.079 88 Dan MORETON	1:32.647 26 Richard FERGUSON
ROW 6	1:32.473 34 Arnie SHELTON	1:32.126 21 Harry STAFFORD	1:32.081 57 Simon LOW	1:32.065 98 Wayne RYAN
ROW 5	1:31.879 35 Elliot LODGE	1:31.795 22 Matthew PAULO	1:31.414 13 Rob GUIVER	1:31.414 99 Kyle RYDE
ROW 4	1:31.357 89 Fraser ROGERS	1:31.347 24 Ben BARRETT	1:30.983 27 Catherine GREEN	1:30.777 14 Lee JACKSON
ROW 3	1:30.761 10 Peter SUTHERLAND	1:30.513 44 Matthew DAVIES	1:30.489 16 Shaun HORSMAN	1:30.371 2 Nigel PERCY
ROW 2	1:30.120 94 Sam HORNSEY	1:29.663 12 Edward RENDELL	1:29.494 17 John McPHEE	1:29.458 71 Andrew REID
ROW 1	1:29.306 77 Taylor MACKENZIE	1:29.105 28 Jon VINCENT	1:28.809 7 Deane BROWN	1:28.380 1 James LODGE

Pole

Croft
Circuit Length = 2.1250 miles

Race Director :	Stewards :	Timekeeper :
-----------------	------------	--------------

2010 SpeedyRetail.com British 125GP Championship & ACU Academy Cup
RACE 1 - CLASSIFICATION

POS	NO	CL	NAME	ENTRY	LAPS	TIME	GAP	DIFF	MPH	BEST	ON
1	17	C	John McPHEE	Honda - KRP/Bradley Smith Racing	3	5:03.624			75.58	1:38.102	3
2	7	C	Deane BROWN	Honda - Colin Appleyard / Macadam Racing	3	5:04.002	0.378	0.378	75.49	1:38.796	3
3	13		Rob GUIVER	Honda - SP125 / Brookhouse Garage Racir	3	5:06.165	2.541	2.163	74.96	1:37.997	3
4	2		Nigel PERCY	Honda - Team Repli-Cast UK Racing	3	5:06.491	2.867	0.326	74.88	1:37.696	3
5	44	C	Matthew DAVIES	Honda - SP125 / Mountain Motor Vehicles	3	5:07.718	4.094	1.227	74.58	1:39.752	2
6	22		Matthew PAULO	Honda - Grant Racing	3	5:08.010	4.386	0.292	74.51	1:39.452	3
7	94	C	Sam HORNSEY	Honda - KRP / Bradley Smith Racing	3	5:09.756	6.132	1.746	74.09	1:39.812	3
8	10		Peter SUTHERLAND	Honda - Team Repli-Cast UK Racing	3	5:10.338	6.714	0.582	73.95	1:39.798	3
9	12		Edward RENDELL	Honda - Banks Racing / Breadline Racing	3	5:10.434	6.810	0.096	73.92	1:39.533	3
10	89	C	Fraser ROGERS	Honda - KRP / Racing Steps Foundations	3	5:11.125	7.501	0.691	73.76	1:39.002	3
11	21	C	Harry STAFFORD	Honda - Team Aztec GP	3	5:14.015	10.391	2.890	73.08	1:40.551	3
12	14	C	Lee JACKSON	Honda - Team Jackson Racing	3	5:14.672	11.048	0.657	72.93	1:41.058	3
13	28		Jon VINCENT	Honda - G R Formby Heavy Transport	3	5:15.841	12.217	1.169	72.66	1:42.332	2
14	77		Taylor MACKENZIE	Honda - KRP Node 4 MMCG	3	5:19.409	15.785	3.568	71.85	1:41.083	3
15	24		Ben BARRETT	Honda - Lowerdale Autos / SP 125 Racing	3	5:20.198	16.574	0.789	71.67	1:42.934	3
16	16		Shaun HORSMAN	Honda - Symitry IT	3	5:20.533	16.909	0.335	71.60	1:41.449	3
17	29	C	Tarran MACKENZIE	Honda - Grant Racing / Alan Duffus M/CS	3	5:21.373	17.749	0.840	71.41	1:42.913	3
18	25		Neil DURHAM	Aprilia - Moto Strada	3	5:23.680	20.056	2.307	70.90	1:43.513	2
19	98	C	Wayne RYAN	Honda - KRP / Racing Steps Foundations	3	5:26.188	22.564	2.508	70.35	1:42.993	3
20	71	C	Andrew REID	Honda - Team Aztec GP	3	5:27.462	23.838	1.274	70.08	1:43.327	3
21	33	C	Gary WINFIELD	Honda - Oxford TAG Racing	3	5:27.636	24.012	0.174	70.04	1:44.563	3
22	32	C	Stuart WILSON	Honda - Wilson Racing	3	5:28.996	25.372	1.360	69.75	1:45.225	3
23	97	C	Sammi TASKER	Honda - Team Tasker	3	5:31.449	27.825	2.453	69.24	1:46.815	2
NOT CLASSIFIED											
DNF	11	C	Tom WEEDEN	Honda - Tom Weeden Racing	3	5:15.375			72.77	1:40.739	2
DNF	35	C	Elliot LODGE	Honda - Spike Racing	3	5:18.964			71.95	1:42.273	3
DNF	1		James LODGE	Honda - RS Racing / Earnshaws M/cycles	2	3:26.166			74.21	1:39.463	2
DNF	26	C	Richard FERGUSON	Honda - Team Ferguson Racing	0						
DNF	91		Ian STANFORD	Honda - I Stanford Racing	0						
FASTEST LAP											
2			Nigel PERCY	Honda - Team Repli-Cast UK Racing	3	1:37.696			78.30 mph	126.01 kph	
17	C		John McPHEE	Honda - KRP/Bradley Smith Racing	3	1:38.102			77.98 mph	125.49 kph	

Race result declared as not possible to restart
 Half points awarded as per article E.1.10.1.2 (i)
 Weather / Track : Cloudy / Wet

These results are provisional until the conclusion of any judicial and technical matters.

Croft
 Circuit Length = 2.1250 miles
 Start: 17:41 End: 17:51

Race Director :	Stewards :	Timekeeper :
-----------------	------------	--------------

MCRCB BULLETIN TK095

2010 SpeedyRetail.com British 125GP Championship & ACU Academy Cup

RACE 1 - LAP CHART

Lap 1			Lap 2			Lap 3		
No	Behind	Laptime	No	Behind	Laptime	No	Behind	Laptime
7		1:46.194	7		1:39.012	17		1:38.102
71	0.138	1:46.332	17	0.316	1:38.569	7	0.378	1:38.796
1	0.509	1:46.703	1	0.960	1:39.463	13	2.541	1:37.997
17	0.759	1:46.953	44	2.375	1:39.752	2	2.867	1:37.696
44	1.635	1:47.829	13	2.962	1:39.565	44	4.094	1:40.137
13	2.409	1:48.603	22	3.352	1:39.767	22	4.386	1:39.452
22	2.597	1:48.791	2	3.589	1:39.353	94	6.132	1:39.812
94	2.959	1:49.153	94	4.738	1:40.791	10	6.714	1:39.798
2	3.248	1:49.442	10	5.334	1:40.699	12	6.810	1:39.533
10	3.647	1:49.841	12	5.695	1:40.609	89	7.501	1:39.002
12	4.098	1:50.292	89	6.917	1:40.574	21	10.391	1:40.551
28	4.514	1:50.708	28	7.834	1:42.332	14	11.048	1:41.058
14	4.677	1:50.871	21	8.258	1:40.937	11	11.751	1:40.853
89	5.355	1:51.549	14	8.408	1:42.743	28	12.217	1:42.801
21	6.333	1:52.527	11	9.316	1:40.739	35	15.340	1:42.273
24	7.068	1:53.262	35	11.485	1:43.110	77	15.785	1:41.083
35	7.387	1:53.581	24	12.058	1:44.002	24	16.574	1:42.934
11	7.589	1:53.783	77	13.120	1:41.880	16	16.909	1:41.449
29	8.703	1:54.897	29	13.254	1:43.563	29	17.749	1:42.913
25	9.076	1:55.270	25	13.577	1:43.513	25	20.056	1:44.897
77	10.252	1:56.446	16	13.878	1:42.199	98	22.564	1:42.993
16	10.691	1:56.885	33	17.867	1:46.112	71	23.838	1:43.327
33	10.767	1:56.961	98	17.989	1:45.242	33	24.012	1:44.563
97	11.380	1:57.574	32	18.565	1:45.856	32	25.372	1:45.225
32	11.721	1:57.915	71	18.929	1:57.803	97	27.825	1:47.060
98	11.759	1:57.953	97	19.183	1:46.815			

Weather / Track : Cloudy / Wet

Croft
Circuit Length = 2.1250 miles
Start: 17:41 End: 17:51

MCRCB BULLETIN TK096

2010 SpeedyRetail.com British 125GP Championship & ACU Academy Cup RACE 1 - POSITION CHART

No	Name	Pos	Laps		
			1	2	3
7	Deane BROWN	1	7	7	17
71	Andrew REID	2	71	17	7
1	James LODGE	3	1	1	13
17	John McPHEE	4	17	44	2
44	Matthew DAVIES	5	44	13	44
13	Rob GUIVER	6	13	22	22
22	Matthew PAULO	7	22	2	94
94	Sam HORNSEY	8	94	94	10
2	Nigel PERCY	9	2	10	12
10	Peter SUTHERLAND	10	10	12	89
12	Edward RENDELL	11	12	89	21
28	Jon VINCENT	12	28	28	14
14	Lee JACKSON	13	14	21	11
89	Fraser ROGERS	14	89	14	28
21	Harry STAFFORD	15	21	11	35
24	Ben BARRETT	16	24	35	77
35	Elliot LODGE	17	35	24	24
11	Tom WEEDEN	18	11	77	16
29	Tarran MACKENZIE	19	29	29	29
25	Neil DURHAM	20	25	25	25
77	Taylor MACKENZIE	21	77	16	98
16	Shaun HORSMAN	22	16	33	71
33	Gary WINFIELD	23	33	98	33
97	Sammi TASKER	24	97	32	32
32	Stuart WILSON	25	32	71	97
98	Wayne RYAN	26	98	97	

Weather / Track : Cloudy / Wet

Croft
Circuit Length = 2.1250 miles
Start: 17:41 End: 17:51

MCRCB BULLETIN TK097

2010 SpeedyRetail.com British 125GP Championship & ACU Academy Cup

RACE 1 - SECTOR ANALYSIS

1	James LODGE	RS Racing / Earnshaws M'cycles												
1-	112.8	42.660	93.7	<i>27.819</i>	100.3	1:46.703	2-	30.183	<i>113.7</i>	41.458	95.5	27.822	<i>100.5</i>	1:39.463
2	Nigel PERCY	Team Repli-Cast UK Racing												
1-	111.1	42.181	<i>96.8</i>	28.635	99.6	1:49.442	3-	<i>30.226</i>	110.0	<i>40.359</i>	95.9	<i>27.111</i>	<i>100.6</i>	1:37.696
2-	30.596	<i>112.2</i>	41.505	95.7	27.252	100.5	1:39.353							
7	Deane BROWN	C Colin Appleyard / Macadam Racing												
1-	109.7	42.509	91.4	27.592	100.6	1:46.194	3-	<i>30.385</i>	111.7	41.505	96.6	<i>26.906</i>	<i>102.5</i>	1:38.796
2-	30.629	110.9	<i>41.289</i>	94.8	27.094	101.8	1:39.012							
10	Peter SUTHERLAND	Team Repli-Cast UK Racing												
1-	110.9	43.998	<i>94.8</i>	28.427	<i>100.2</i>	1:49.841	3-	<i>30.301</i>	<i>111.3</i>	<i>41.158</i>	93.7	28.339	99.9	1:39.798
2-	30.646	111.1	41.873	93.9	<i>28.180</i>	99.9	1:40.699							
11	Tom WEEDEN	C Tom Weeden Racing												
1-	106.9	45.707	93.5	28.242	<i>98.3</i>	1:53.783	3-	<i>30.945</i>	108.6	41.805	<i>96.6</i>	28.103	<i>98.3</i>	1:40.853
2-	31.054	<i>109.1</i>	<i>41.785</i>	95.1	<i>27.900</i>	<i>98.3</i>	1:40.739							
12	Edward RENDELL	Banks Racing / Breadline Racing												
1-	110.9	43.631	94.1	28.604	98.7	1:50.292	3-	<i>30.707</i>	110.6	<i>41.014</i>	<i>95.5</i>	<i>27.812</i>	<i>100.2</i>	1:39.533
2-	30.988	109.8	41.787	94.3	27.834	99.4	1:40.609							
13	Rob GUIVER	SP125 / Brookhouse Garage Racing												
1-	110.9	42.822	96.7	28.266	<i>100.3</i>	1:48.603	3-	<i>30.131</i>	<i>112.2</i>	<i>40.705</i>	96.3	<i>27.161</i>	99.1	1:37.997
2-	30.359	110.9	41.272	96.6	27.934	99.1	1:39.565							
14	Lee JACKSON	C Team Jackson Racing												
1-	109.3	44.558	96.0	28.532	<i>102.3</i>	1:50.871	3-	<i>30.988</i>	109.7	<i>42.446</i>	96.6	<i>27.624</i>	101.5	1:41.058
2-	31.435	110.9	42.877	95.3	28.431	101.1	1:42.743							
16	Shaun HORSMAN	Symity IT												
1-	107.5	44.903	90.3	29.177	<i>98.5</i>	1:56.885	3-	<i>31.197</i>	108.8	<i>42.071</i>	92.4	28.181	98.3	1:41.449
2-	31.422	107.0	42.927	<i>92.8</i>	<i>27.850</i>	<i>98.5</i>	1:42.199							
17	John McPHEE	C KRP/Bradley Smith Racing												
1-	113.4	41.980	99.1	27.993	103.9	1:46.953	3-	<i>30.268</i>	<i>114.9</i>	40.782	97.8	<i>27.052</i>	102.9	1:38.102
2-	30.696	114.1	<i>40.727</i>	99.3	27.146	<i>104.2</i>	1:38.569							
21	Harry STAFFORD	C Team Aztec GP												
1-	107.2	44.324	93.1	29.060	95.2	1:52.527	3-	<i>30.863</i>	<i>107.5</i>	<i>42.161</i>	92.3	27.527	97.1	1:40.551
2-	31.164	<i>107.5</i>	42.372	93.5	<i>27.401</i>	<i>98.4</i>	1:40.937							
22	Matthew PAULO	Grant Racing												
1-	<i>109.5</i>	42.781	93.5	27.621	<i>98.1</i>	1:48.791	3-	<i>30.528</i>	108.8	<i>41.433</i>	94.1	27.491	<i>98.1</i>	1:39.452
2-	30.929	108.6	41.577	94.1	<i>27.261</i>	97.7	1:39.767							
24	Ben BARRETT	Lowerdale Autos / SP 125 Racing												
1-	107.9	45.159	92.6	28.862	98.4	1:53.262	3-	<i>31.394</i>	107.7	<i>43.205</i>	<i>93.1</i>	<i>28.335</i>	98.3	1:42.934
2-	31.520	<i>108.4</i>	43.696	91.9	28.786	<i>98.5</i>	1:44.002							
25	Neil DURHAM	Moto Strada												
1-	108.8	45.828	91.2	28.773	<i>98.7</i>	1:55.270	3-	33.782	109.8	<i>43.567</i>	92.6	<i>27.548</i>	98.3	1:44.897
2-	<i>31.532</i>	<i>111.1</i>	43.908	92.6	28.073	97.8	1:43.513							
26	Richard FERGUSON	C Team Ferguson Racing												

Weather / Track : Cloudy / Wet

Croft
Circuit Length = 2.1250 miles
Start: 17:41 End: 17:51

MCRCB BULLETIN TK097

2010 SpeedyRetail.com British 125GP Championship & ACU Academy Cup

RACE 1 - SECTOR ANALYSIS

28	Jon VINCENT	G R Formby Heavy Transport												
1-	109.3	44.180	93.9	<i>27.958</i>	<i>101.1</i>	1:50.708	3-	31.624	109.3	43.032	<i>95.6</i>	28.145	100.9	1:42.801
2-	<i>31.456</i>	108.6	<i>42.565</i>	92.6	28.311	100.0	1:42.332							
29	Tarran MACKENZIE	C Grant Racing / Alan Duffus M/CS												
1-	106.0	45.310	<i>94.9</i>	29.395	99.6	1:54.897	3-	<i>31.365</i>	108.2	<i>42.704</i>	93.9	<i>28.844</i>	100.9	1:42.913
2-	31.548	109.1	43.020	93.6	28.995	<i>101.1</i>	1:43.563							
32	Stuart WILSON	C Wilson Racing												
1-	105.8	46.220	91.4	30.261	95.9	1:57.915	3-	<i>32.319</i>	106.4	<i>43.890</i>	91.6	<i>29.016</i>	<i>96.6</i>	1:45.225
2-	32.374	<i>107.4</i>	44.130	<i>92.6</i>	29.352	95.6	1:45.856							
33	Gary WINFIELD	C Oxford TAG Racing												
1-	105.7	46.726	90.2	29.888	94.8	1:56.961	3-	<i>32.086</i>	<i>107.0</i>	<i>43.468</i>	<i>90.8</i>	<i>29.009</i>	<i>96.1</i>	1:44.563
2-	32.680	104.5	44.107	90.1	29.325	95.2	1:46.112							
35	Elliot LODGE	C Spike Racing												
1-	107.9	45.185	94.1	28.703	<i>99.9</i>	1:53.581	3-	<i>31.618</i>	106.0	<i>42.435</i>	<i>94.9</i>	28.220	99.4	1:42.273
2-	31.786	<i>109.7</i>	43.283	93.5	<i>28.041</i>	99.6	1:43.110							
44	Matthew DAVIES	C SP125 / Mountain Motor Vehicles												
1-	111.3	42.678	94.7	28.150	99.1	1:47.829	3-	30.559	111.7	41.994	94.7	<i>27.584</i>	99.1	1:40.137
2-	<i>30.288</i>	<i>112.8</i>	<i>41.535</i>	95.6	27.929	97.5	1:39.752							
71	Andrew REID	C Team Aztec GP												
1-	106.5	41.906	89.8	27.677	91.1	1:46.332	3-	32.954	107.2	42.719	91.8	<i>27.654</i>	<i>97.4</i>	1:43.327
2-	<i>31.300</i>	102.1	<i>41.121</i>	91.8	45.382	87.3	1:57.803							
77	Taylor MACKENZIE	KRP Node 4 MMCG												
1-	111.5	44.954	95.2	29.751	93.9	1:56.446	3-	<i>30.234</i>	112.8	<i>42.264</i>	94.5	<i>28.585</i>	<i>99.4</i>	1:41.083
2-	30.749	<i>113.4</i>	42.377	96.6	28.754	97.7	1:41.880							
89	Fraser ROGERS	C KRP / Racing Steps Foundations												
1-	110.7	43.825	<i>97.7</i>	28.609	100.2	1:51.549	3-	<i>30.403</i>	111.8	<i>41.080</i>	95.9	27.519	99.6	1:39.002
2-	30.982	<i>112.6</i>	42.159	95.6	<i>27.433</i>	100.8	1:40.574							
91	Ian STANFORD	I Stanford Racing												
94	Sam HORNSEY	C KRP / Bradley Smith Racing												
1-	108.9	43.146	95.2	29.055	<i>99.9</i>	1:49.153	3-	<i>30.342</i>	111.5	<i>41.503</i>	93.6	<i>27.967</i>	99.7	1:39.812
2-	30.684	<i>112.0</i>	41.980	<i>96.6</i>	28.127	99.1	1:40.791							
97	Sammi TASKER	C Team Tasker												
1-	103.6	46.676	92.1	29.929	98.4	1:57.574	3-	33.905	108.2	<i>43.989</i>	92.6	<i>29.166</i>	<i>98.8</i>	1:47.060
2-	<i>32.204</i>	<i>109.3</i>	44.871	<i>93.5</i>	29.740	98.3	1:46.815							
98	Wayne RYAN	C KRP / Racing Steps Foundations												
1-	111.3	46.651	93.3	30.065	100.9	1:57.953	3-	<i>31.539</i>	112.0	<i>42.799</i>	96.1	<i>28.655</i>	<i>101.1</i>	1:42.993
2-	31.915	107.5	44.262	95.2	29.065	100.9	1:45.242							

Weather / Track : Cloudy / Wet

Croft
Circuit Length = 2.1250 miles
Start: 17:41 End: 17:51

MCRCB BULLETIN TK098

2010 SpeedyRetail.com British 125GP Championship & ACU Academy Cup

RACE 1 - SPEED TRAPS

SECTOR 1				SECTOR 2			FINISH LINE		
POS	NO	NAME	MPH	NO	NAME	MPH	NO	NAME	MPH
1	17	John McPHEE	114.9	17	John McPHEE	100.2	17	John McPHEE	104.2
2	1	James LODGE	113.7	14	Lee JACKSON	97.5	7	Deane BROWN	102.5
3	77	Taylor MACKENZIE	113.4	1	James LODGE	97.4	14	Lee JACKSON	102.3
4	7	Deane BROWN	113.2	13	Rob GUIVER	97.4	89	Fraser ROGERS	101.2
5	98	Wayne RYAN	113.2	77	Taylor MACKENZIE	97.4	28	Jon VINCENT	101.1
6	44	Matthew DAVIES	112.8	89	Fraser ROGERS	97.1	29	Tarran MACKENZIE	101.1
7	89	Fraser ROGERS	112.6	2	Nigel PERCY	96.8	98	Wayne RYAN	101.1
8	2	Nigel PERCY	112.2	7	Deane BROWN	96.7	2	Nigel PERCY	100.6
9	13	Rob GUIVER	112.2	11	Tom WEEDEN	96.6	1	James LODGE	100.5
10	94	Sam HORNSEY	112.0	94	Sam HORNSEY	96.6	13	Rob GUIVER	100.3
11	12	Edward RENDELL	111.5	98	Wayne RYAN	96.4	10	Peter SUTHERLAND	100.2
12	14	Lee JACKSON	111.5	44	Matthew DAVIES	95.7	12	Edward RENDELL	100.2
13	10	Peter SUTHERLAND	111.3	28	Jon VINCENT	95.6	35	Elliot LODGE	99.9
14	25	Neil DURHAM	111.1	12	Edward RENDELL	95.5	94	Sam HORNSEY	99.9
15	29	Tarran MACKENZIE	110.0	29	Tarran MACKENZIE	94.9	44	Matthew DAVIES	99.6
16	16	Shaun HORSMAN	109.8	35	Elliot LODGE	94.9	77	Taylor MACKENZIE	99.4
17	35	Elliot LODGE	109.7	10	Peter SUTHERLAND	94.8	97	Sammi TASKER	98.8
18	22	Matthew PAULO	109.5	22	Matthew PAULO	94.8	25	Neil DURHAM	98.7
19	28	Jon VINCENT	109.5	21	Harry STAFFORD	94.1	16	Shaun HORSMAN	98.5
20	97	Sammi TASKER	109.3	71	Andrew REID	93.5	24	Ben BARRETT	98.5
21	11	Tom WEEDEN	109.1	97	Sammi TASKER	93.5	21	Harry STAFFORD	98.4
22	24	Ben BARRETT	108.4	24	Ben BARRETT	93.1	11	Tom WEEDEN	98.3
23	71	Andrew REID	108.2	25	Neil DURHAM	92.9	22	Matthew PAULO	98.1
24	21	Harry STAFFORD	107.5	16	Shaun HORSMAN	92.8	71	Andrew REID	97.4
25	32	Stuart WILSON	107.4	32	Stuart WILSON	92.6	32	Stuart WILSON	96.6
26	33	Gary WINFIELD	107.0	33	Gary WINFIELD	90.8	33	Gary WINFIELD	96.1

Weather / Track : Cloudy / Wet

Croft
Circuit Length = 2.1250 miles
Start: 17:41 End: 17:51

MCRCB BULLETIN TK099

2010 SpeedyRetail.com British 125GP Championship & ACU Academy Cup

RACE 1 - BEST SECTOR TIMES

SECTOR 1			SECTOR 2			SECTOR 3			IDEAL / BEST COMPARISON						
POS	NO	NAME	TIME	NO	NAME	TIME	NO	NAME	TIME	POS	NO	NAME	IDEAL	BEST	DIFF
1	1	LODGE	29.898	2	PERCY	40.359	7	BROWN	26.906	1	2	PERCY	1:37.696	1:37.696	0.000
2	13	GUIVER	30.131	13	GUIVER	40.705	17	McPHEE	27.052	2	13	GUIVER	1:37.997	1:37.997	0.000
3	2	PERCY	30.226	1	LODGE	40.721	2	PERCY	27.111	3	17	McPHEE	1:38.047	1:38.102	0.055
4	77	MACKENZIE	30.234	17	McPHEE	40.727	13	GUIVER	27.161	4	1	LODGE	1:38.438	1:39.463	1.025
5	17	McPHEE	30.268	12	RENDELL	41.014	22	PAULO	27.261	5	7	BROWN	1:38.580	1:38.796	0.216
6	44	DAVIES	30.288	89	ROGERS	41.080	21	STAFFORD	27.401	6	89	ROGERS	1:38.916	1:39.002	0.086
7	10	SUTHERLAND	30.301	71	REID	41.121	89	ROGERS	27.433	7	22	PAULO	1:39.222	1:39.452	0.230
8	94	HORNSEY	30.342	10	SUTHERLAND	41.158	25	DURHAM	27.548	8	44	DAVIES	1:39.407	1:39.752	0.345
9	7	BROWN	30.385	7	BROWN	41.289	44	DAVIES	27.584	9	12	RENDELL	1:39.533	1:39.533	0.000
10	89	ROGERS	30.403	22	PAULO	41.433	14	JACKSON	27.624	10	10	SUTHERLAND	1:39.639	1:39.798	0.159
11	22	PAULO	30.528	94	HORNSEY	41.503	71	REID	27.654	11	94	HORNSEY	1:39.812	1:39.812	0.000
12	12	RENDELL	30.707	44	DAVIES	41.535	12	RENDELL	27.812	12	71	REID	1:40.075	1:43.327	3.252
13	21	STAFFORD	30.863	11	WEEDEN	41.785	1	LODGE	27.819	13	21	STAFFORD	1:40.425	1:40.551	0.126
14	11	WEEDEN	30.945	16	HORSMAN	42.071	16	HORSMAN	27.850	14	11	WEEDEN	1:40.630	1:40.739	0.109
15	14	JACKSON	30.988	21	STAFFORD	42.161	11	WEEDEN	27.900	15	14	JACKSON	1:41.058	1:41.058	0.000
16	16	HORSMAN	31.197	77	MACKENZIE	42.264	28	VINCENT	27.958	16	77	MACKENZIE	1:41.083	1:41.083	0.000
17	71	REID	31.300	35	LODGE	42.435	94	HORNSEY	27.967	17	16	HORSMAN	1:41.118	1:41.449	0.331
18	29	MACKENZIE	31.365	14	JACKSON	42.446	35	LODGE	28.041	18	28	VINCENT	1:41.979	1:42.332	0.353
19	24	BARRETT	31.394	28	VINCENT	42.565	10	SUTHERLAND	28.180	19	35	LODGE	1:42.094	1:42.273	0.179
20	28	VINCENT	31.456	29	MACKENZIE	42.704	24	BARRETT	28.335	20	25	DURHAM	1:42.647	1:43.513	0.866
21	25	DURHAM	31.532	98	RYAN	42.799	77	MACKENZIE	28.585	21	29	MACKENZIE	1:42.913	1:42.913	0.000
22	98	RYAN	31.539	24	BARRETT	43.205	98	RYAN	28.655	22	24	BARRETT	1:42.934	1:42.934	0.000
23	35	LODGE	31.618	33	WINFIELD	43.468	29	MACKENZIE	28.844	23	98	RYAN	1:42.993	1:42.993	0.000
24	33	WINFIELD	32.086	25	DURHAM	43.567	33	WINFIELD	29.009	24	33	WINFIELD	1:44.563	1:44.563	0.000
25	97	TASKER	32.204	32	WILSON	43.890	32	WILSON	29.016	25	32	WILSON	1:45.225	1:45.225	0.000
26	32	WILSON	32.319	97	TASKER	43.989	97	TASKER	29.166	26	97	TASKER	1:45.359	1:46.815	1.456

Perfect Lap 1:37.163

Weather / Track : Cloudy / Wet

Croft
Circuit Length = 2.1250 miles
Start: 17:41 End: 17:51

MCRCB BULLETIN TK100**2010 SpeedyRetail.com British 125GP Championship & ACU Academy Cup****RIDERS POINTS AFTER ROUND 9**

	TOTAL	GAP	DIFF	5th April Brands Hatch - Indy	18th April Thruxton	3rd May Oulton Park	23rd May Cadwell Park	27th June Mallory Park	18th July Snetterton	8th August Brands Hatch - GP	30th August Cadwell Park	11th September Croft (Knockhill Race)	12th September Croft	26th September Silverstone	10th October Oulton Park
Rob GUIVER	118			20		16	16		25	8	25	8			
James LODGE	116	2		25	25	25		16		25					
John McPHEE	84.5	33.5	31.5	13	6		10	7		16	20	12.5			
Taylor MACKENZIE	81	37	3.5		13	13	25	9		20		1			
Deane BROWN	80	38	1			20	20	20		10		10			
Sam HORNSEY	60.5	57.5	19.5	5		4	1	13	16	7	10	4.5			
Fraser ROGERS	55	63	5.5	16	10		13			13		3			
Philip WAKEFIELD	53	65	2	7	7	5	8	10	11	5					
Lee JACKSON	43	75	10	2	3	2	5	11	8	1	9	2			
Jon VINCENT	42.5	75.5	0.5	6	2	3	7	8	10		5	1.5			
Dakota MAMOLA	40	78	2.5			9			20	11					
Wayne RYAN	39	79	1	9		10		2	13	4	1				
William DUNLOP	36	82	3	10	11	6	9								
Andrew REID	36	82	0	3	9			1	7		16				
Edward RENDELL	33.5	84.5	2.5		8	8		3			11	3.5			
Brian CLARK	31	87	2.5		20		11								
Matthew PAULO	29	89	2		4		2	6	5		7	5			
Ross WALKER	28	90	1				3	25							
Danny KENT	27	91	1	11		7				9					
James FORD	24	94	3	8	16										
Matthew DAVIES	23.5	94.5	0.5		1	11				6		5.5			
Shaun HORSMAN	23	95	0.5				6		4		13				
Tom WEEDEN	20	98	3	4	5			5			6				
Nigel PERCY	18.5	99.5	1.5						2	2	8	6.5			
Peter SUTHERLAND	14	104	4.5			1			9			4			
Simon LOW	10	108	4	1					6		3				
Ben BARRATT	8.5	109.5	1.5					4			4	0.5			
Kyle RYDE	5	113	3.5							3	2				
Arnie SHELTON	4	114	1				4								
Bradley HUGHES	3	115	1						3						
Harry STAFFORD	2.5	115.5	0.5									2.5			
Catherine GREEN	1	117	1.5						1						

MCRCB BULLETIN TK101

2010 SpeedyRetail.com British 125GP Championship & ACU Academy Cup

CUP POINTS AFTER ROUND 9

	TOTAL	GAP	DIFF	5th April Brands Hatch - Indy	18th April Thruxton	3rd May Oulton Park	23rd May Cadwell Park	27th June Mallory Park	18th July Snetterton	8th August Brands Hatch - GP	30th August Cadwell Park	11th September Croft (Knockhill Race)	12th September Croft	26th September Silverstone	10th October Oulton Park
John McPHEE	127.5			20	16		16	13		25	25	12.5			
Sam HORNSEY	104.5	23		11		10	11	20	20	10	16	6.5			
Deane BROWN	98	29.5	6.5			25	25	25		13		10			
Fraser ROGERS	95.5	32	2.5	25	25		20			20		5.5			
Lee JACKSON	93.5	34	2	8	11	9	13	16	13	6	13	4.5			
Andrew REID	87	40.5	6.5	9	20		10	9	11	5	20	3			
Wayne RYAN	75.5	52	11.5	13		16		10	16	8	9	3.5			
Tom WEEDEN	74	53.5	1.5	10	13	8	9	11	8	4	11				
Dakota MAMOLA	52	75.5	22			11			25	16					
Matthew DAVIES	47	80.5	5		10	20				9		8			
Elliot LODGE	44	83.5	3	7		7	8	6	9		7				
Danny KENT	38	89.5	6	16		11				11					
Bradley HUGHES	35	92.5	3	1	7		7		10	2	8				
Gary WINFIELD	32.5	95	2.5	2	6	4	5	3	6		4	2.5			
Kasey WYATT	25	102.5	7.5	6	8	6		5							
Tarran MACKENZIE	25	102.5	0			3	4	2	4	3	5	4			
Richard FERGUSON	18	109.5	7	4				1	7		6				
Charlie KING	17	110.5	1	3			6		5		3				
Kyle RYDE	17	110.5	0							7	10				
Joshua HARLAND	14	113.5	3	5		5		4							
Harry STAFFORD	14	113.5	0		9							5			
Curtis WRIGHT	8	119.5	6					8							
Luca AGOSTINELLI	8	119.5	0					7		1					
Stuart WILSON	2	125.5	6									2			
Sammi TASKER	1.5	126	0.5									1.5			

**2010 SpeedyRetail.com British 125GP Championship & ACU Academy Cup
WARM-UP - CLASSIFICATION**

POS	NO	CL	NAME	ENTRY	TIME	ON	LAPS	GAP	DIFF	MPH
1	77		Taylor MACKENZIE	Honda - KRP Node 4 MMCG	1:28.511	4	5			86.43
2	13		Rob GUIVER	Honda - SP125 / Brookhouse Garage Racing	1:29.364	6	6	0.853	0.853	85.60
3	94	C	Sam HORNSEY	Honda - KRP / Bradley Smith Racing	1:29.532	3	5	1.021	0.168	85.44
4	7	C	Deane BROWN	Honda - Colin Appleyard / Macadam Racing	1:29.913	4	5	1.402	0.381	85.08
5	12		Edward RENDELL	Honda - Banks Racing / Breadline Racing	1:29.942	4	5	1.431	0.029	85.05
6	17	C	John McPHEE	Honda - KRP/Bradley Smith Racing	1:30.054	3	4	1.543	0.112	84.95
7	71	C	Andrew REID	Honda - Team Aztec GP	1:30.608	4	4	2.097	0.554	84.43
8	16		Shaun HORSMAN	Honda - Symity IT	1:30.753	4	5	2.242	0.145	84.29
9	2		Nigel PERCY	Honda - Team Repli-Cast UK Racing	1:30.805	3	5	2.294	0.052	84.24
10	89	C	Fraser ROGERS	Honda - KRP / Racing Steps Foundations	1:30.843	3	5	2.332	0.038	84.21
11	14	C	Lee JACKSON	Honda - Team Jackson Racing	1:31.043	5	5	2.532	0.200	84.02
12	10		Peter SUTHERLAND	Honda - Team Repli-Cast UK Racing	1:31.102	3	5	2.591	0.059	83.97
13	99	C	Kyle RYDE	Honda - Kyle Ryde Racing	1:31.339	4	5	2.828	0.237	83.75
14	28		Jon VINCENT	Honda - G R Formby Heavy Transport	1:31.451	4	5	2.940	0.112	83.65
15	98	C	Wayne RYAN	Honda - KRP / Racing Steps Foundations	1:32.226	3	5	3.715	0.775	82.94
16	27		Catherine GREEN	Honda - CG Racing	1:32.783	4	5	4.272	0.557	82.45
17	24		Ben BARRETT	Honda - Lowerdale Autos / SP 125 Racing	1:32.949	4	5	4.438	0.166	82.30
18	26	C	Richard FERGUSON	Honda - Team Ferguson Racing	1:32.960	4	5	4.449	0.011	82.29
19	35	C	Elliot LODGE	Honda - Spike Racing	1:33.187	2	4	4.676	0.227	82.09
20	11	C	Tom WEEDEN	Honda - Tom Weeden Racing	1:33.338	4	5	4.827	0.151	81.96
21	21	C	Harry STAFFORD	Honda - Team Aztec GP	1:33.419	2	3	4.908	0.081	81.89
22	22		Matthew PAULO	Honda - Grant Racing	1:33.624	2	4	5.113	0.205	81.71
23	32	C	Stuart WILSON	Honda - Wilson Racing	1:33.963	4	5	5.452	0.339	81.41
24	88		Dan MORETON	Honda - SGR Racing	1:34.973	3	4	6.462	1.010	80.55
25	34		Arnie SHELTON	Honda - Shelton Racing	1:35.037	2	4	6.526	0.064	80.49
26	69	C	Joshua HARLAND	Honda - Josh Harland Racing	1:35.524	5	5	7.013	0.487	80.08
27	33	C	Gary WINFIELD	Honda - Oxford TAG Racing	1:36.709	4	5	8.198	1.185	79.10
28	97	C	Sammi TASKER	Honda - Team Tasker	1:37.863	3	5	9.352	1.154	78.17
29	29	C	Tarran MACKENZIE	Honda - Grant Racing / Alan Duffus M/CS	1:46.065	1	3	17.554	8.202	72.12
30	91		Ian STANFORD	Honda - I Stanford Racing	1:47.497	3	4	18.986	1.432	71.16
31	46		Ross WALKER	Honda - Ross Walker Racing		0	1			
32	1		James LODGE	Honda - RS Racing / Earnshaws M/cycles		0	0			
33	3		James FORD	Honda - E3 Motorsport		0	0			
34	25		Neil DURHAM	Aprilia - Moto Strada		0	0			
35	44	C	Matthew DAVIES	Honda - SP125 / Mountain Motor Vehicles		0	0			

Weather / Track : Sunny / Dry
These results are provisional until the conclusion of any judicial and technical matters.

Croft
Circuit Length = 2.1250 miles
Start: 12:28 End: 12:37

Race Director :	Stewards :	Timekeeper :
-----------------	------------	--------------

MCRCB BULLETIN TK113

2010 SpeedyRetail.com British 125GP Championship & ACU Academy Cup

WARM-UP - SECTOR ANALYSIS

1	James LODGE	RS Racing / Earnshaws M'cycles													
2	Nigel PERCY	Team Repli-Cast UK Racing													
1-	27.902	114.1	38.654	97.5	26.278	100.8	1:32.834	4-	28.085	114.5	37.541	100.6	<i>25.413</i>	99.9	1:31.039
2-	28.358	113.2	38.228	101.4	25.708	<i>101.5</i>	1:32.294	5-	28.049	113.4	39.981	100.2	25.710	99.3	1:33.740
3-	<i>27.866</i>	<i>116.3</i>	<i>37.507</i>	101.5	25.432	100.5	1:30.805								
3	James FORD	E3 Motorsport													
7	Deane BROWN	C Colin Appleyard / Macadam Racing													
1-	27.803	115.3	<i>37.563</i>	101.2	25.507	101.4	1:30.873	4-	27.567	116.7	37.576	103.2	<i>24.770</i>	<i>102.3</i>	1:29.913
2-	27.678	<i>116.9</i>	37.790	102.8	25.017	101.5	1:30.485	5-	<i>27.251</i>	<i>116.9</i>	37.584	102.9	25.285	94.9	1:30.120
3-	27.947	116.1	37.595	<i>103.9</i>	24.958	101.5	1:30.500								
10	Peter SUTHERLAND	Team Repli-Cast UK Racing													
1-	28.012	116.1	43.882	99.6	26.185	100.9	1:38.079	4-	<i>27.559</i>	116.3	37.804	<i>102.8</i>	25.747	100.3	1:31.110
2-	27.779	<i>116.7</i>	38.222	99.3	26.039	100.8	1:32.040	5-	27.848	114.7	38.183	101.5	<i>25.429</i>	101.2	1:31.460
3-	27.709	115.5	<i>37.772</i>	102.5	25.621	101.4	1:31.102								
11	Tom WEEDEN	C Tom Weeden Racing													
1-	Out	108.2	41.798	98.8	29.611	97.3	1:45.699	4-	28.909	110.0	<i>38.471</i>	99.7	<i>25.958</i>	98.5	1:33.338
2-	29.525	110.4	39.287	100.0	26.467	98.7	1:35.279	5-	<i>28.886</i>	110.7	39.260	<i>100.6</i>	26.121	<i>98.8</i>	1:34.267
3-	28.918	<i>112.0</i>	38.917	100.0	26.148	98.5	1:33.983								
12	Edward RENDELL	Banks Racing / Breadline Racing													
1-	28.353	113.6	38.297	99.4	26.001	<i>100.3</i>	1:32.651	4-	27.775	114.3	37.096	101.8	<i>25.071</i>	98.4	1:29.942
2-	28.190	<i>115.3</i>	38.113	<i>102.3</i>	25.539	98.7	1:31.842	5-	<i>27.700</i>	113.7	37.282	101.4	25.078	99.9	1:30.060
3-	27.849	114.3	<i>37.082</i>	<i>102.3</i>	25.364	98.1	1:30.295								
13	Rob GUIVER	SP125 / Brookhouse Garage Racing													
1-	Out	109.8	41.859	101.7	26.774	99.4	1:42.592	4-	27.835	112.0	37.632	<i>104.4</i>	25.235	99.1	1:30.702
2-	28.100	112.6	39.910	99.1	26.153	99.1	1:34.163	5-	27.526	113.4	<i>37.021</i>	101.5	24.999	99.6	1:29.546
3-	28.348	<i>113.7</i>	37.560	103.1	25.645	99.7	1:31.553	6-	<i>27.440</i>	113.4	37.130	100.9	<i>24.794</i>	<i>99.9</i>	1:29.364
14	Lee JACKSON	C Team Jackson Racing													
1-	28.529	113.0	38.191	102.8	26.144	100.5	1:32.864	4-	<i>27.688</i>	113.7	38.195	103.2	25.455	<i>103.6</i>	1:31.338
2-	27.927	113.9	<i>37.654</i>	103.4	25.682	101.4	1:31.263	5-	27.729	<i>115.1</i>	38.074	<i>105.2</i>	<i>25.240</i>	102.8	1:31.043
3-	27.799	112.2	38.009	104.4	25.592	102.1	1:31.400								
16	Shaun HORSMAN	Symtry IT													
1-	28.191	110.4	37.678	101.7	25.809	98.3	1:31.678	4-	27.775	110.6	37.778	102.3	<i>25.200</i>	99.0	1:30.753
2-	28.235	110.7	37.555	102.3	25.592	99.0	1:31.382	5-	<i>27.736</i>	<i>111.5</i>	37.982	101.4	25.405	98.7	1:31.123
3-	27.777	109.8	<i>37.505</i>	<i>102.5</i>	25.937	<i>99.3</i>	1:31.219								
17	John McPHEE	C KRP/Bradley Smith Racing													
1-	30.248	102.0	40.402	96.0	27.019	103.6	1:37.669	3-	27.840	117.7	<i>37.088</i>	105.5	<i>25.126</i>	103.2	1:30.054
2-	<i>27.801</i>	<i>118.4</i>	38.172	<i>106.0</i>	25.135	<i>105.2</i>	1:31.108	4-	28.012	109.3	38.907	102.8	In		1:31.171 P
21	Harry STAFFORD	C Team Aztec GP													
1-	28.944	<i>110.0</i>	39.740	97.3	26.659	<i>96.6</i>	1:35.343	3-	29.348	107.4	<i>38.530</i>	98.0	<i>25.754</i>	95.2	1:33.632
2-	<i>28.859</i>	109.7	38.762	<i>99.0</i>	25.798	95.9	1:33.419								
22	Matthew PAULO	Grant Racing													
1-	29.417	112.2	40.259	96.4	26.583	97.8	1:36.259	3-	28.666	111.5	39.578	<i>100.0</i>	26.650	97.1	1:34.894
2-	28.790	<i>112.8</i>	<i>39.020</i>	98.8	<i>25.814</i>	97.7	1:33.624	4-	<i>28.591</i>	<i>112.8</i>	40.010	99.1	26.277	96.1	1:34.878

Weather / Track : Sunny / Dry

Croft
Circuit Length = 2.1250 miles
Start: 12:28 End: 12:37

MCRCB BULLETIN TK113

2010 SpeedyRetail.com British 125GP Championship & ACU Academy Cup

WARM-UP - SECTOR ANALYSIS

24	Ben BARRETT	Lowerdale Autos / SP 125 Racing													
1-	Out 108.4	42.199	99.6	27.993	<i>99.6</i>	1:42.868	4-	28.354	112.2	38.871	<i>101.4</i>	<i>25.724</i>	98.7	1:32.949	
2-	29.168	<i>114.3</i>	40.488	100.8	27.158	99.3	1:36.814	5-	<i>28.289</i>	112.2	39.113	100.5	25.750	98.0	1:33.152
3-	28.414	114.1	<i>38.780</i>	100.5	25.889	99.1	1:33.083								
25	Neil DURHAM	Moto Strada													
26	Richard FERGUSON	C Team Ferguson Racing													
1-	28.782	113.9	39.407	101.2	26.268	99.6	1:34.457	4-	<i>28.205</i>	113.7	38.842	<i>103.9</i>	<i>25.913</i>	<i>103.2</i>	1:32.960
2-	28.769	113.0	39.200	101.5	26.079	99.6	1:34.048	5-	28.493	<i>114.5</i>	<i>38.593</i>	102.5	26.687	100.2	1:33.773
3-	28.646	112.8	39.066	101.8	26.367	101.5	1:34.079								
27	Catherine GREEN	CG Racing													
1-	Out 107.0	42.999	96.6	31.587	99.4	1:47.849	4-	28.609	113.4	<i>38.352</i>	<i>99.4</i>	<i>25.822</i>	100.0	1:32.783	
2-	29.901	113.2	39.769	99.0	26.261	<i>100.3</i>	1:35.931	5-	<i>28.457</i>	114.1	40.246	98.8	26.130	99.9	1:34.833
3-	28.871	<i>114.3</i>	38.529	99.0	26.113	100.0	1:33.513								
28	Jon VINCENT	G R Formby Heavy Transport													
1-	Out 110.6	41.335	100.6	40.300	96.7	1:55.059	4-	27.748	<i>114.5</i>	<i>38.146</i>	<i>102.5</i>	25.557	100.5	1:31.451	
2-	30.088	111.7	40.172	101.1	26.162	100.2	1:36.422	5-	<i>27.717</i>	<i>114.5</i>	39.396	101.2	25.557	<i>101.2</i>	1:32.670
3-	28.279	112.8	39.083	99.9	<i>25.437</i>	100.2	1:32.799								
29	Tarran MACKENZIE	C Grant Racing / Alan Duffus M/CS													
1-	<i>29.976</i>	<i>112.4</i>	48.893	100.5	27.196	99.9	1:46.065	3-	Out <i>112.4</i>	<i>41.654</i>	<i>100.8</i>	<i>26.682</i>	97.5	2:39.213	
2-	31.138	108.2	53.326	92.4	In		1:51.811 P								
32	Stuart WILSON	C Wilson Racing													
1-	Out 108.6	40.206	99.4	27.255	97.1	1:42.099	4-	28.975	110.0	<i>39.101</i>	100.2	<i>25.887</i>	97.3	1:33.963	
2-	29.047	<i>110.4</i>	40.502	<i>100.6</i>	26.470	97.5	1:36.019	5-	<i>28.692</i>	109.8	40.487	98.1	26.518	<i>98.0</i>	1:35.697
3-	28.729	109.8	39.401	98.3	26.204	97.0	1:34.334								
33	Gary WINFIELD	C Oxford TAG Racing													
1-	Out 105.7	43.228	95.6	29.484	95.5	1:48.767	4-	<i>29.429</i>	<i>107.5</i>	40.266	98.3	27.014	95.2	1:36.709	
2-	30.130	105.8	40.968	96.7	27.604	<i>96.0</i>	1:38.702	5-	29.618	107.4	40.754	<i>99.4</i>	<i>26.772</i>	95.6	1:37.144
3-	29.511	107.4	<i>40.030</i>	99.0	27.521	95.6	1:37.062								
34	Arnie SHELTON	Shelton Racing													
1-	29.493	109.5	40.308	91.1	26.848	95.9	1:36.649	3-	30.669	89.1	42.032	99.4	26.120	94.0	1:38.821
2-	<i>28.954</i>	<i>109.8</i>	<i>38.608</i>	<i>100.6</i>	27.475	88.2	1:35.037	4-	29.173	90.6	41.816	96.0	<i>26.026</i>	91.7	1:37.015
35	Elliot LODGE	C Spike Racing													
1-	29.832	113.6	40.240	101.8	27.168	<i>101.1</i>	1:37.240	3-	<i>28.503</i>	113.6	39.205	102.1	26.617	99.3	1:34.325
2-	28.709	113.9	<i>38.580</i>	<i>102.6</i>	<i>25.898</i>	100.5	1:33.187	4-	28.627	<i>114.7</i>	40.299	100.9	26.182	98.0	1:35.108
44	Matthew DAVIES	C SP125 / Mountain Motor Vehicles													
46	Ross WALKER	Ross Walker Racing													
1-	<i>31.340</i>	<i>108.8</i>	<i>42.665</i>	<i>95.1</i>	In		1:59.512 P								
69	Joshua HARLAND	C Josh Harland Racing													
1-	Out 98.1	45.797	91.7	28.951	91.8	1:47.702	4-	29.742	111.5	40.534	98.4	<i>26.257</i>	<i>98.8</i>	1:36.533	
2-	31.825	105.8	43.461	96.0	27.732	95.2	1:43.018	5-	<i>29.121</i>	<i>112.0</i>	<i>39.983</i>	<i>99.0</i>	26.420	98.5	1:35.524
3-	31.237	103.4	41.396	94.5	27.376	98.0	1:40.009								
71	Andrew REID	C Team Aztec GP													
1-	Out 110.6	39.176	<i>99.9</i>	25.573	96.0	1:33.946	3-	27.908	111.7	38.018	99.4	25.083	<i>97.5</i>	1:31.009	
2-	28.253	111.5	38.162	98.5	25.298	96.7	1:31.713	4-	<i>27.625</i>	<i>112.6</i>	<i>37.907</i>	98.3	<i>25.076</i>	97.3	1:30.608

Weather / Track : Sunny / Dry

Croft
Circuit Length = 2.1250 miles
Start: 12:28 End: 12:37

MCRCB BULLETIN TK113

2010 SpeedyRetail.com British 125GP Championship & ACU Academy Cup

WARM-UP - SECTOR ANALYSIS

77	Taylor MACKENZIE					KRP Node 4 MMCG									
1-	29.052	106.7	39.325	102.3	26.053	102.8	1:34.430	4-	<i>27.218</i>	<i>118.8</i>	<i>36.408</i>	<i>105.7</i>	24.885	103.6	1:28.511
2-	27.511	117.9	36.964	104.4	24.933	103.4	1:29.408	5-	27.265	117.9	36.562	105.5	24.873	103.9	1:28.700
3-	27.354	117.7	36.855	105.0	<i>24.687</i>	<i>104.0</i>	1:28.896								
88	Dan MORETON					SGR Racing									
1-	29.577	<i>110.0</i>	40.828	98.3	27.022	93.7	1:37.427	3-	29.192	106.7	<i>39.542</i>	97.5	26.239	94.3	1:34.973
2-	29.195	107.9	39.759	97.3	<i>26.087</i>	94.3	1:35.041	4-	<i>29.027</i>	107.2	40.505	97.7	26.188	91.8	1:35.720
89	Fraser ROGERS					C KRP / Racing Steps Foundations									
1-	30.089	103.9	40.650	104.5	26.458	<i>104.2</i>	1:37.197	4-	27.991	118.4	38.153	103.9	25.281	103.1	1:31.425
2-	28.350	<i>120.1</i>	38.033	<i>104.9</i>	25.495	104.0	1:31.878	5-	28.365	116.9	40.464	89.5	In		1:37.523 P
3-	<i>27.818</i>	118.4	<i>37.928</i>	103.1	<i>25.097</i>	102.8	1:30.843								
91	Ian STANFORD					I Stanford Racing									
1-	Out	92.2	45.503	85.8	32.746	81.8	1:56.917	3-	<i>32.585</i>	<i>98.4</i>	<i>44.122</i>	<i>87.7</i>	<i>30.790</i>	<i>81.9</i>	1:47.497
2-	32.738	94.1	45.635	85.4	32.198	80.7	1:50.571	4-	32.621	96.0	51.311	80.3	35.187	76.3	1:59.119
94	Sam HORNSEY					C KRP / Bradley Smith Racing									
1-	30.127	104.4	40.599	96.6	26.737	103.4	1:37.463	4-	27.985	117.3	<i>36.815</i>	102.6	25.468	102.8	1:30.268
2-	28.361	<i>118.8</i>	37.789	<i>104.2</i>	25.597	<i>103.9</i>	1:31.747	5-	28.039	117.9	39.079	100.9	26.422	100.2	1:33.540
3-	<i>27.453</i>	117.9	36.973	103.9	<i>25.106</i>	102.5	1:29.532								
97	Sammi TASKER					C Team Tasker									
1-	Out	109.3	43.488	97.1	31.278	98.5	1:49.983	4-	29.832	111.5	<i>40.949</i>	98.5	27.161	<i>99.1</i>	1:37.942
2-	30.546	<i>113.6</i>	41.676	98.4	28.059	98.1	1:40.281	5-	<i>29.557</i>	112.0	43.260	97.4	27.683	<i>99.1</i>	1:40.494
3-	29.748	112.8	41.137	<i>99.6</i>	<i>26.978</i>	99.0	1:37.863								
98	Wayne RYAN					C KRP / Racing Steps Foundations									
1-	29.209	110.0	39.710	100.5	26.738	101.7	1:35.657	4-	28.195	<i>118.4</i>	<i>38.031</i>	<i>104.2</i>	26.023	<i>104.4</i>	1:32.249
2-	28.464	115.7	38.706	103.4	26.041	103.2	1:33.211	5-	<i>28.033</i>	117.9	39.105	101.5	26.379	102.9	1:33.517
3-	28.310	115.1	38.055	103.7	<i>25.861</i>	<i>104.4</i>	1:32.226								
99	Kyle RYDE					C Kyle Ryde Racing									
1-	29.677	107.5	40.063	100.5	26.292	99.1	1:36.032	4-	<i>28.048</i>	<i>113.2</i>	37.888	<i>104.7</i>	<i>25.403</i>	101.1	1:31.339
2-	28.619	112.0	38.071	102.1	26.048	<i>101.4</i>	1:32.738	5-	28.316	111.8	39.275	102.1	26.932	93.1	1:34.523
3-	28.283	111.8	<i>37.838</i>	103.9	25.463	<i>101.4</i>	1:31.584								

Weather / Track : Sunny / Dry

Croft
Circuit Length = 2.1250 miles
Start: 12:28 End: 12:37

MCRCB BULLETIN TK114

2010 SpeedyRetail.com British 125GP Championship & ACU Academy Cup

WARM-UP - SPEED TRAPS

SECTOR 1				SECTOR 2			FINISH LINE		
POS	NO	NAME	MPH	NO	NAME	MPH	NO	NAME	MPH
1	89	Fraser ROGERS	120.1	17	John McPHEE	106.0	17	John McPHEE	105.2
2	77	Taylor MACKENZIE	118.8	77	Taylor MACKENZIE	105.7	98	Wayne RYAN	104.4
3	94	Sam HORNSEY	118.8	14	Lee JACKSON	105.2	89	Fraser ROGERS	104.2
4	17	John McPHEE	118.4	89	Fraser ROGERS	104.9	77	Taylor MACKENZIE	104.0
5	98	Wayne RYAN	118.4	99	Kyle RYDE	104.7	94	Sam HORNSEY	103.9
6	7	Deane BROWN	116.9	13	Rob GUIVER	104.4	14	Lee JACKSON	103.6
7	10	Peter SUTHERLAND	116.7	94	Sam HORNSEY	104.2	26	Richard FERGUSON	103.2
8	2	Nigel PERCY	116.3	98	Wayne RYAN	104.2	7	Deane BROWN	102.3
9	12	Edward RENDELL	115.3	7	Deane BROWN	103.9	2	Nigel PERCY	101.5
10	14	Lee JACKSON	115.1	26	Richard FERGUSON	103.9	10	Peter SUTHERLAND	101.5
11	35	Elliot LODGE	114.7	10	Peter SUTHERLAND	102.8	99	Kyle RYDE	101.4
12	26	Richard FERGUSON	114.5	35	Elliot LODGE	102.6	28	Jon VINCENT	101.2
13	28	Jon VINCENT	114.5	16	Shaun HORSMAN	102.5	29	Tarran MACKENZIE	101.2
14	24	Ben BARRETT	114.3	28	Jon VINCENT	102.5	35	Elliot LODGE	101.1
15	27	Catherine GREEN	114.3	12	Edward RENDELL	102.3	12	Edward RENDELL	100.3
16	13	Rob GUIVER	113.7	2	Nigel PERCY	101.8	27	Catherine GREEN	100.3
17	97	Sammi TASKER	113.6	24	Ben BARRETT	101.4	13	Rob GUIVER	99.9
18	99	Kyle RYDE	113.2	29	Tarran MACKENZIE	100.8	24	Ben BARRETT	99.6
19	22	Matthew PAULO	112.8	11	Tom WEEDEN	100.6	16	Shaun HORSMAN	99.3
20	71	Andrew REID	112.6	32	Stuart WILSON	100.6	97	Sammi TASKER	99.1
21	29	Tarran MACKENZIE	112.4	34	Arnie SHELTON	100.6	11	Tom WEEDEN	98.8
22	11	Tom WEEDEN	112.0	22	Matthew PAULO	100.0	69	Joshua HARLAND	98.8
23	69	Joshua HARLAND	112.0	71	Andrew REID	99.9	22	Matthew PAULO	98.0
24	16	Shaun HORSMAN	111.5	97	Sammi TASKER	99.6	32	Stuart WILSON	98.0
25	32	Stuart WILSON	110.4	27	Catherine GREEN	99.4	71	Andrew REID	97.5
26	21	Harry STAFFORD	110.0	33	Gary WINFIELD	99.4	34	Arnie SHELTON	97.1
27	88	Dan MORETON	110.0	21	Harry STAFFORD	99.0	21	Harry STAFFORD	96.6
28	34	Arnie SHELTON	109.8	69	Joshua HARLAND	99.0	88	Dan MORETON	96.3
29	46	Ross WALKER	108.8	88	Dan MORETON	98.5	33	Gary WINFIELD	96.0
30	33	Gary WINFIELD	107.5	46	Ross WALKER	95.1	46	Ross WALKER	95.6
31	91	Ian STANFORD	98.4	91	Ian STANFORD	87.7	91	Ian STANFORD	81.9

Weather / Track : Sunny / Dry

Croft
Circuit Length = 2.1250 miles
Start: 12:28 End: 12:37

MCRCB BULLETIN TK115

2010 SpeedyRetail.com British 125GP Championship & ACU Academy Cup

WARM-UP - BEST SECTOR TIMES

SECTOR 1				SECTOR 2				SECTOR 3				IDEAL / BEST COMPARISON			
POS	NO	NAME	TIME	NO	NAME	TIME	NO	NAME	TIME	POS	NO	NAME	IDEAL	BEST	DIFF
1	77	MACKENZIE	27.218	77	MACKENZIE	36.408	77	MACKENZIE	24.687	1	77	MACKENZIE	1:28.313	1:28.511	0.198
2	7	BROWN	27.251	94	HORNSEY	36.815	7	BROWN	24.770	2	13	GUIVER	1:29.255	1:29.364	0.109
3	13	GUIVER	27.440	13	GUIVER	37.021	13	GUIVER	24.794	3	94	HORNSEY	1:29.374	1:29.532	0.158
4	94	HORNSEY	27.453	12	RENDELL	37.082	12	RENDELL	25.071	4	7	BROWN	1:29.584	1:29.913	0.329
5	10	SUTHERLAND	27.559	17	McPHEE	37.088	71	REID	25.076	5	12	RENDELL	1:29.853	1:29.942	0.089
6	71	REID	27.625	16	HORSMAN	37.505	89	ROGERS	25.097	6	17	McPHEE	1:30.015	1:30.054	0.039
7	14	JACKSON	27.688	2	PERCY	37.507	94	HORNSEY	25.106	7	16	HORSMAN	1:30.441	1:30.753	0.312
8	12	RENDELL	27.700	7	BROWN	37.563	17	McPHEE	25.126	8	14	JACKSON	1:30.582	1:31.043	0.461
9	28	VINCENT	27.717	14	JACKSON	37.654	16	HORSMAN	25.200	9	71	REID	1:30.608	1:30.608	0.000
10	16	HORSMAN	27.736	10	SUTHERLAND	37.772	14	JACKSON	25.240	10	10	SUTHERLAND	1:30.760	1:31.102	0.342
11	17	McPHEE	27.801	99	RYDE	37.838	99	RYDE	25.403	11	2	PERCY	1:30.786	1:30.805	0.019
12	89	ROGERS	27.818	71	REID	37.907	2	PERCY	25.413	12	89	ROGERS	1:30.843	1:30.843	0.000
13	2	PERCY	27.866	89	ROGERS	37.928	10	SUTHERLAND	25.429	13	99	RYDE	1:31.289	1:31.339	0.050
14	98	RYAN	28.033	98	RYAN	38.031	28	VINCENT	25.437	14	28	VINCENT	1:31.300	1:31.451	0.151
15	99	RYDE	28.048	28	VINCENT	38.146	24	BARRETT	25.724	15	98	RYAN	1:31.925	1:32.226	0.301
16	26	FERGUSON	28.205	27	GREEN	38.352	21	STAFFORD	25.754	16	27	GREEN	1:32.631	1:32.783	0.152
17	24	BARRETT	28.289	11	WEEDEN	38.471	22	PAULO	25.814	17	26	FERGUSON	1:32.711	1:32.960	0.249
18	27	GREEN	28.457	21	STAFFORD	38.530	27	GREEN	25.822	18	24	BARRETT	1:32.793	1:32.949	0.156
19	35	LODGE	28.503	35	LODGE	38.580	98	RYAN	25.861	19	35	LODGE	1:32.981	1:33.187	0.206
20	22	PAULO	28.591	26	FERGUSON	38.593	32	WILSON	25.887	20	21	STAFFORD	1:33.143	1:33.419	0.276
21	32	WILSON	28.692	34	SHELTON	38.608	35	LODGE	25.898	21	11	WEEDEN	1:33.315	1:33.338	0.023
22	21	STAFFORD	28.859	24	BARRETT	38.780	26	FERGUSON	25.913	22	22	PAULO	1:33.425	1:33.624	0.199
23	11	WEEDEN	28.886	22	PAULO	39.020	11	WEEDEN	25.958	23	34	SHELTON	1:33.588	1:35.037	1.449
24	34	SHELTON	28.954	32	WILSON	39.101	34	SHELTON	26.026	24	32	WILSON	1:33.680	1:33.963	0.283
25	88	MORETON	29.027	88	MORETON	39.542	88	MORETON	26.087	25	88	MORETON	1:34.656	1:34.973	0.317
26	69	HARLAND	29.121	69	HARLAND	39.983	69	HARLAND	26.257	26	69	HARLAND	1:35.361	1:35.524	0.163
27	33	WINFIELD	29.429	33	WINFIELD	40.030	29	MACKENZIE	26.682	27	33	WINFIELD	1:36.231	1:36.709	0.478
28	97	TASKER	29.551	97	TASKER	40.949	33	WINFIELD	26.772	28	97	TASKER	1:37.478	1:37.863	0.385
29	29	MACKENZIE	29.976	29	MACKENZIE	41.654	97	TASKER	26.978	29	29	MACKENZIE	1:38.312	1:46.065	7.753
30	46	WALKER	31.340	46	WALKER	42.665	91	STANFORD	30.790	30	46	WALKER	1:45.012		
31	91	STANFORD	32.585	91	STANFORD	44.122	46	WALKER	31.007	31	91	STANFORD	1:47.497	1:47.497	0.000

Perfect Lap	1:28.313
-------------	----------

Weather / Track : Sunny / Dry

Croft
Circuit Length = 2.1250 miles
Start: 12:28 End: 12:37

2010 SpeedyRetail.com British 125GP Championship & ACU Academy Cup
RACE 4 - FINAL GRID

ROW 9				46	Ross WALKER
ROW 8	1:36.370	1:36.105	1:34.296	1:33.873	
	97	29	69	91	Sammi TASKER Tarran MACKENZIE Joshua HARLAND Ian STANFORD
ROW 7	1:33.563	1:33.502	1:33.119	1:33.079	
	33	32	11	88	Gary WINFIELD Stuart WILSON Tom WEEDEN Dan MORETON
ROW 6	1:32.647	1:32.473	1:32.126	1:32.065	
	26	34	21	98	Richard FERGUSON Arnie SHELTON Harry STAFFORD Wayne RYAN
ROW 5	1:31.879	1:31.795	1:31.414	1:31.414	
	35	22	13	99	Elliot LODGE Matthew PAULO Rob GUIVER Kyle RYDE
ROW 4	1:31.357	1:31.347	1:30.983	1:30.777	
	89	24	27	14	Fraser ROGERS Ben BARRETT Catherine GREEN Lee JACKSON
ROW 3	1:30.761	1:30.513	1:30.489	1:30.371	
	10	44	16	2	Peter SUTHERLAND Matthew DAVIES Shaun HORSMAN Nigel PERCY
ROW 2	1:30.120	1:29.663	1:29.494	1:29.458	
	94	12	17	71	Sam HORNSEY Edward RENDELL John McPHEE Andrew REID
ROW 1	1:29.306	1:29.105	1:28.809	1:28.380	
	77	28	7	1	Taylor MACKENZIE Jon VINCENT Deane BROWN James LODGE

Pole



Croft
 Circuit Length = 2.1250 miles

Race Director :	Stewards :	Timekeeper :
-----------------	------------	--------------

2010 SpeedyRetail.com British 125GP Championship & ACU Academy Cup
RACE 4 - CLASSIFICATION

POS	NO	CL	NAME	ENTRY	LAPS	TIME	GAP	DIFF	MPH	BEST	ON
1	77		Taylor MACKENZIE	Honda - KRP Node 4 MMCG	14	20:31.118			86.99	1:27.128	11
2	7	C	Deane BROWN	Honda - Colin Appleyard / Macadam Racing	14	20:33.888	2.770	2.770	86.79	1:27.062	9
3	17	C	John McPHEE	Honda - KRP/Bradley Smith Racing	14	20:49.681	18.563	15.793	85.70	1:27.977	8
4	12		Edward RENDELL	Honda - Banks Racing / Breadline Racing	14	20:51.243	20.125	1.562	85.59	1:28.583	6
5	13		Rob GUIVER	Honda - SP125 / Brookhouse Garage Racir	14	20:54.127	23.009	2.884	85.39	1:28.502	11
6	28		Jon VINCENT	Honda - G R Formby Heavy Transport	14	21:05.379	34.261	11.252	84.63	1:29.420	7
7	71	C	Andrew REID	Honda - Team Aztec GP	14	21:05.630	34.512	0.251	84.62	1:28.829	10
8	14	C	Lee JACKSON	Honda - Team Jackson Racing	14	21:10.941	39.823	5.311	84.26	1:29.233	13
9	16		Shaun HORSMAN	Honda - Symitry IT	14	21:10.957	39.839	0.016	84.26	1:29.210	14
10	44	C	Matthew DAVIES	Honda - SP125 / Mountain Motor Vehicles	14	21:11.517	40.399	0.560	84.23	1:28.903	14
11	89	C	Fraser ROGERS	Honda - KRP / Racing Steps Foundations	14	21:11.530	40.412	0.013	84.23	1:29.301	14
12	2		Nigel PERCY	Honda - Team Repli-Cast UK Racing	14	21:11.554	40.436	0.024	84.22	1:29.403	14
13	10		Peter SUTHERLAND	Honda - Team Repli-Cast UK Racing	14	21:12.380	41.262	0.826	84.17	1:29.258	14
14	99	C	Kyle RYDE	Honda - Kyle Ryde Racing	14	21:18.149	47.031	5.769	83.79	1:30.312	8
15	24		Ben BARRETT	Honda - Lowerdale Autos / SP 125 Racing	14	21:25.749	54.631	7.600	83.29	1:30.607	9
16	98	C	Wayne RYAN	Honda - KRP / Racing Steps Foundations	14	21:29.184	58.066	3.435	83.07	1:30.341	8
17	22		Matthew PAULO	Honda - Grant Racing	14	21:30.390	59.272	1.206	82.99	1:30.932	8
18	11	C	Tom WEEDEN	Honda - Tom Weeden Racing	14	21:31.225	1:00.107	0.835	82.94	1:30.918	10
19	34		Arnie SHELTON	Honda - Shelton Racing	14	21:35.256	1:04.138	4.031	82.68	1:31.079	8
20	27		Catherine GREEN	Honda - CG Racing	14	21:36.332	1:05.214	1.076	82.61	1:31.253	10
21	26	C	Richard FERGUSON	Honda - Team Ferguson Racing	14	21:51.257	1:20.139	14.925	81.67	1:32.194	7
22	32	C	Stuart WILSON	Honda - Wilson Racing	14	21:57.472	1:26.354	6.215	81.29	1:32.373	7
23	69	C	Joshua HARLAND	Honda - Josh Harland Racing	14	22:01.917	1:30.799	4.445	81.01	1:32.613	14
24	88		Dan MORETON	Honda - SGR Racing	14	22:02.976	1:31.858	1.059	80.95	1:32.994	13
25	97	C	Sammi TASKER	Honda - Team Tasker	13	20:35.754	1 lap	1 lap	80.47	1:33.238	12
26	91		Ian STANFORD	Honda - I Stanford Racing	13	20:52.263	1 lap	16.509	79.41	1:33.831	8
27	33	C	Gary WINFIELD	Honda - Oxford TAG Racing	13	20:56.027	1 lap	3.764	79.17	1:34.495	6
28	46		Ross WALKER	Honda - Ross Walker Racing	13	21:24.614	1 lap	28.587	77.41	1:36.398	3

NOT CLASSIFIED

DNF	29	C	Tarran MACKENZIE	Honda - Grant Racing / Alan Duffus M/CS	6	9:48.816	8 laps	7 laps	77.95	1:36.422	3
DNF	35	C	Elliot LODGE	Honda - Spike Racing	2	3:14.847	12 laps	4 laps	78.52	1:33.418	2
DNF	94	C	Sam HORNSEY	Honda - KRP / Bradley Smith Racing	1	1:35.561	13 laps	1 lap	80.05		
DNF	1		James LODGE	Honda - RS Racing / Earnshaws M/cycles	0						

FASTEST LAP

7	C	Deane BROWN	Honda - Colin Appleyard / Macadam Racing	9	1:27.062		87.86 mph		141.41 kph	
77		Taylor MACKENZIE	Honda - KRP Node 4 MMCG	11	1:27.128		87.80 mph		141.30 kph	

Weather / Track : Bright / Dry

These results are provisional until the conclusion of any judicial and technical matters.

Croft
 Circuit Length = 2.1250 miles
 Start: 14:55 End: 15:17

Race Director :	Stewards :	Timekeeper :
-----------------	------------	--------------

2010 SpeedyRetail.com British 125GP Championship & ACU Academy Cup
RACE 4 - LAP CHART

Lap 1			Lap 2			Lap 3			Lap 4			Lap 5		
No	Behind	Laptime	No	Behind	Laptime	No	Behind	Laptime	No	Behind	Laptime	No	Behind	Laptime
77		1:32.578	77		1:28.187	77		1:28.001	77		1:27.783	77		1:27.663
7	0.218	1:32.796	7	0.322	1:28.291	7	0.258	1:27.937	7	0.259	1:27.784	7	0.206	1:27.610
17	1.095	1:33.673	17	1.434	1:28.526	17	1.715	1:28.282	17	2.832	1:28.900	17	4.209	1:29.040
12	2.234	1:34.812	12	3.515	1:29.468	12	4.646	1:29.132	12	5.899	1:29.036	12	7.207	1:28.971
71	2.446	1:35.024	71	3.890	1:29.631	71	5.286	1:29.397	71	6.564	1:29.061	71	8.280	1:29.379
94	2.983	1:35.561	28	5.446	1:30.224	28	7.281	1:29.836	13	9.359	1:29.046	13	10.818	1:29.122
28	3.409	1:35.987	13	7.223	1:30.142	13	8.096	1:28.874	28	9.779	1:30.281	28	11.569	1:29.453
44	4.077	1:36.655	16	7.593	1:31.206	16	10.499	1:30.907	44	13.611	1:30.608	44	16.560	1:30.612
16	4.574	1:37.152	44	7.704	1:31.814	44	10.786	1:31.083	16	13.996	1:31.280	2	17.061	1:30.476
14	4.729	1:37.307	14	8.109	1:31.567	2	11.060	1:30.735	2	14.248	1:30.971	16	17.236	1:30.903
10	5.013	1:37.591	2	8.326	1:31.010	14	11.292	1:31.184	14	14.507	1:30.998	14	17.520	1:30.676
13	5.268	1:37.846	10	8.574	1:31.748	10	11.654	1:31.081	10	14.870	1:30.999	10	17.631	1:30.424
2	5.503	1:38.081	89	8.683	1:31.099	89	11.662	1:30.980	89	14.901	1:31.022	89	17.790	1:30.552
89	5.771	1:38.349	99	9.052	1:31.369	99	12.167	1:31.116	99	15.235	1:30.851	99	18.260	1:30.688
99	5.870	1:38.448	22	11.104	1:32.153	22	15.050	1:31.947	22	18.923	1:31.656	24	23.191	1:31.832
22	7.138	1:39.716	11	11.812	1:32.037	24	15.556	1:31.499	24	19.022	1:31.249	22	23.603	1:32.343
27	7.558	1:40.136	24	12.058	1:32.097	11	15.865	1:32.054	11	19.621	1:31.539	11	23.934	1:31.976
34	7.906	1:40.484	34	12.603	1:32.884	34	16.574	1:31.972	34	20.164	1:31.373	34	24.275	1:31.774
11	7.962	1:40.540	27	13.018	1:33.647	27	17.526	1:32.509	98	21.120	1:31.351	98	24.791	1:31.334
24	8.148	1:40.726	98	13.393	1:33.237	98	17.552	1:32.160	27	22.638	1:32.895	27	27.926	1:32.951
98	8.343	1:40.921	35	14.082	1:33.418	26	18.931	1:32.687	26	24.263	1:33.115	26	29.725	1:33.125
35	8.851	1:41.429	26	14.245	1:33.327	69	22.633	1:34.096	88	28.796	1:33.935	69	35.302	1:33.828
26	9.105	1:41.683	88	16.355	1:34.359	88	22.644	1:34.290	69	29.137	1:34.287	88	35.644	1:34.511
88	10.183	1:42.761	69	16.538	1:33.952	32	22.869	1:34.018	32	29.286	1:34.200	32	35.718	1:34.095
69	10.773	1:43.351	32	16.852	1:34.210	33	26.113	1:34.643	97	33.003	1:34.606	97	39.912	1:34.572
32	10.829	1:43.407	97	19.011	1:35.724	97	26.180	1:35.170	33	33.688	1:35.358	91	40.653	1:34.412
91	11.143	1:43.721	33	19.471	1:35.326	91	27.121	1:35.165	91	33.904	1:34.566	33	41.512	1:35.487
97	11.474	1:44.052	91	19.957	1:37.001	29	30.307	1:36.422	29	39.559	1:37.035	29	48.387	1:36.491
33	12.332	1:44.910	29	21.886	1:36.873	46	30.901	1:36.398	46	40.057	1:36.939	46	49.110	1:36.716
29	13.200	1:45.778	46	22.504	1:37.038									
46	13.653	1:46.231												

MCRCB BULLETIN TK145

2010 SpeedyRetail.com British 125GP Championship & ACU Academy Cup

RACE 4 - LAP CHART

Lap 6			Lap 7			Lap 8			Lap 9			Lap 10		
No	Behind	Laptime	No	Behind	Laptime	No	Behind	Laptime	No	Behind	Laptime	No	Behind	Laptime
77		1:27.889	77		1:27.450	77		1:27.483	77		1:27.148	77		1:27.364
7	0.233	1:27.916	7	0.266	1:27.483	7	0.214	1:27.431	7	0.128	1:27.062	7	0.355	1:27.591
17	5.149	1:28.829	17	6.563	1:28.864	17	7.057	1:27.977	17	8.395	1:28.486	46	1 LAP	1:39.965
12	7.901	1:28.583	12	9.051	1:28.600	12	10.509	1:28.941	12	12.138	1:28.777	17	9.560	1:28.529
71	10.237	1:29.846	71	12.598	1:29.811	13	14.582	1:28.673	13	15.961	1:28.527	12	13.993	1:29.219
13	12.024	1:29.095	13	13.392	1:28.818	71	15.065	1:29.950	71	16.757	1:28.840	13	17.263	1:28.666
28	13.362	1:29.682	28	15.332	1:29.420	28	18.037	1:30.188	28	21.016	1:30.127	71	18.222	1:28.829
2	19.441	1:30.269	16	22.890	1:30.444	16	25.318	1:29.911	16	28.058	1:29.888	28	24.057	1:30.405
14	19.527	1:29.896	2	22.987	1:30.996	2	25.695	1:30.191	2	28.186	1:29.639	2	30.593	1:29.771
16	19.896	1:30.549	14	23.093	1:31.016	14	25.893	1:30.283	14	28.261	1:29.516	16	30.866	1:30.172
44	19.960	1:31.289	44	23.240	1:30.730	44	26.177	1:30.420	44	28.553	1:29.524	14	31.055	1:30.158
10	20.277	1:30.535	99	24.226	1:30.975	89	26.540	1:29.513	89	28.804	1:29.412	44	31.315	1:30.126
89	20.287	1:30.386	10	24.324	1:31.497	99	27.055	1:30.312	99	30.541	1:30.634	89	31.511	1:30.071
99	20.701	1:30.330	89	24.510	1:31.673	10	28.759	1:31.918	10	30.983	1:29.372	10	33.236	1:29.617
24	26.856	1:31.554	24	30.611	1:31.205	24	34.009	1:30.881	24	37.468	1:30.607	99	33.914	1:30.737
22	27.518	1:31.804	22	31.569	1:31.501	22	35.018	1:30.932	22	38.957	1:31.087	24	40.838	1:30.734
11	27.921	1:31.876	11	31.779	1:31.308	11	35.439	1:31.143	98	39.518	1:31.070	22	43.184	1:31.591
34	28.339	1:31.953	34	32.694	1:31.805	98	35.596	1:30.341	11	40.227	1:31.936	98	43.432	1:31.278
98	28.497	1:31.595	98	32.738	1:31.691	34	36.290	1:31.079	34	41.305	1:32.163	11	43.781	1:30.918
27	32.092	1:32.055	27	36.847	1:32.205	27	40.660	1:31.296	27	45.038	1:31.526	34	45.601	1:31.660
26	34.469	1:32.633	26	39.213	1:32.194	26	44.307	1:32.577	26	50.310	1:33.151	27	48.927	1:31.253
32	41.229	1:33.400	32	46.152	1:32.373	32	51.260	1:32.591	32	56.873	1:32.761	26	56.178	1:33.232
88	42.307	1:34.552	88	48.006	1:33.149	88	54.214	1:33.691	69	1:01.531	1:34.337	32	1:02.826	1:33.317
69	42.629	1:35.216	69	48.293	1:33.114	69	54.342	1:33.532	88	1:01.734	1:34.668	88	1:07.663	1:33.293
97	46.220	1:34.197	97	52.856	1:34.086	97	59.310	1:33.937	97	1:06.326	1:34.164	69	1:07.870	1:33.703
91	46.713	1:33.949	91	53.176	1:33.913	91	59.524	1:33.831	91	1:06.808	1:34.432	97	1:12.724	1:33.762
33	48.118	1:34.495	33	55.609	1:34.941	33	1:05.075	1:36.949	33	1:13.867	1:35.940	91	1:13.686	1:34.242
29	56.715	1:36.217 P	46	1:08.120	1:37.173	46	1:17.516	1:36.879				33	1:22.945	1:36.442
46	58.397	1:37.176												

Weather / Track : Bright / Dry

Croft
Circuit Length = 2.1250 miles
Start: 14:55 End: 15:17

MCRCB BULLETIN TK145

**2010 SpeedyRetail.com British 125GP Championship & ACU Academy Cup
RACE 4 - LAP CHART**

Lap 11			Lap 12			Lap 13			Lap 14		
No	Behind	Laptime	No	Behind	Laptime	No	Behind	Laptime	No	Behind	Laptime
77		1:27.128	77		1:27.378	77		1:27.696	77		1:27.370
7	0.612	1:27.385	7	0.862	1:27.628	7	0.906	1:27.740	7	2.770	1:29.234
17	11.510	1:29.078	33	1 LAP	1:37.295	91	1 LAP	1:40.072	97	1 LAP	1:34.615
46	1 LAP	1:37.958	17	13.418	1:29.286	17	15.273	1:29.551	17	18.563	1:30.660
12	15.788	1:28.923	12	17.488	1:29.078	33	1 LAP	1:37.287	12	20.125	1:29.102
13	18.637	1:28.502	13	20.018	1:28.759	12	18.393	1:28.601	91	1 LAP	1:40.785
71	20.346	1:29.252	71	27.847	1:34.879	13	21.268	1:28.946	13	23.009	1:29.111
28	26.688	1:29.759	46	1 LAP	1:42.839	71	31.380	1:31.229	33	1 LAP	1:36.954
16	33.560	1:29.822	28	29.373	1:30.063	28	31.620	1:29.943	28	34.261	1:30.011
2	33.726	1:30.261	16	35.857	1:29.675	14	37.753	1:29.233	71	34.512	1:30.502
14	33.939	1:30.012	14	36.216	1:29.655	16	37.999	1:29.838	14	39.823	1:29.440
89	34.038	1:29.655	2	36.546	1:30.198	2	38.403	1:29.553	16	39.839	1:29.210
44	34.386	1:30.199	89	36.606	1:29.946	89	38.481	1:29.571	44	40.399	1:28.903
10	35.393	1:29.285	44	36.851	1:29.843	44	38.866	1:29.711	89	40.412	1:29.301
99	37.139	1:30.353	10	37.293	1:29.278	10	39.374	1:29.777	2	40.436	1:29.403
24	44.512	1:30.802	99	40.306	1:30.545	46	1 LAP	1:39.714	10	41.262	1:29.258
22	47.454	1:31.398	24	47.748	1:30.614	99	43.122	1:30.512	99	47.031	1:31.279
98	47.719	1:31.415	98	51.252	1:30.911	24	50.779	1:30.727	46	1 LAP	1:39.588
11	48.199	1:31.546	22	51.748	1:31.672	98	54.570	1:31.014	24	54.631	1:31.222
34	50.227	1:31.754	11	51.998	1:31.177	22	55.320	1:31.268	98	58.066	1:30.866
27	53.168	1:31.369	34	54.839	1:31.990	11	55.674	1:31.372	22	59.272	1:31.322
26	1:02.134	1:33.084	27	57.374	1:31.584	34	59.244	1:32.101	11	1:00.107	1:31.803
32	1:08.812	1:33.114	26	1:07.728	1:32.972	27	1:01.167	1:31.489	34	1:04.138	1:32.264
88	1:14.028	1:33.493	32	1:14.372	1:32.938	26	1:13.914	1:33.882	27	1:05.214	1:31.417
69	1:14.077	1:33.335	88	1:19.866	1:33.216	32	1:20.526	1:33.850	26	1:20.139	1:33.595
97	1:19.227	1:33.631	69	1:20.259	1:33.560	88	1:25.164	1:32.994	32	1:26.354	1:33.198
91	1:22.732	1:36.174	97	1:25.087	1:33.238	69	1:25.556	1:32.993	69	1:30.799	1:32.613
									88	1:31.858	1:34.064

Weather / Track : Bright / Dry

Croft
Circuit Length = 2.1250 miles
Start: 14:55 End: 15:17

MCRCB BULLETIN TK146

2010 SpeedyRetail.com British 125GP Championship & ACU Academy Cup

RACE 4 - POSITION CHART

No	Name	Pos	Laps															
			1	2	3	4	5	6	7	8	9	10	11	12	13	14		
77	Taylor MACKENZIE	1	77	77	77	77	77	77	77	77	77	77	77	77	77	77	77	77
7	Deane BROWN	2	7	7	7	7	7	7	7	7	7	7	7	7	7	7	7	7
17	John McPHEE	3	17	17	17	17	17	17	17	17	17	17	17	17	17	17	17	17
12	Edward RENDELL	4	12	12	12	12	12	12	12	12	12	12	12	12	12	12	12	12
71	Andrew REID	5	71	71	71	71	71	71	71	71	13	13	13	13	13	13	13	13
94	Sam HORNSEY	6	94	28	28	13	13	13	13	71	71	71	71	71	71	71	28	28
28	Jon VINCENT	7	28	13	13	28	28	28	28	28	28	28	28	28	28	28	28	71
44	Matthew DAVIES	8	44	16	16	44	44	2	16	16	16	2	16	16	14	14	14	14
16	Shaun HORSWAN	9	16	44	44	16	2	14	2	2	2	16	2	14	16	16	16	16
14	Lee JACKSON	10	14	14	2	2	16	16	14	14	14	14	14	2	2	44	44	44
10	Peter SUTHERLAND	11	10	2	14	14	14	44	44	44	44	44	89	89	89	89	89	89
13	Rob GUIVER	12	13	10	10	10	10	10	99	89	89	89	89	44	44	44	2	2
2	Nigel PERCY	13	2	89	89	89	89	89	10	99	99	10	10	10	10	10	10	10
89	Fraser ROGERS	14	89	99	99	99	99	99	89	10	10	99	99	99	99	99	99	99
99	Kyle RYDE	15	99	22	22	22	24	24	24	24	24	24	24	24	24	24	24	24
22	Matthew PAULO	16	22	11	24	24	22	22	22	22	22	22	22	98	98	98	98	98
27	Catherine GREEN	17	27	24	11	11	11	11	11	11	11	98	98	98	22	22	22	22
34	Arnie SHELTON	18	34	34	34	34	34	34	34	98	11	11	11	11	11	11	11	11
11	Tom WEEDEN	19	11	27	27	98	98	98	98	34	34	34	34	34	34	34	34	34
24	Ben BARRETT	20	24	98	98	27	27	27	27	27	27	27	27	27	27	27	27	27
98	Wayne RYAN	21	98	35	26	26	26	26	26	26	26	26	26	26	26	26	26	26
35	Elliot LODGE	22	35	26	69	88	69	32	32	32	32	32	32	32	32	32	32	32
26	Richard FERGUSON	23	26	88	88	69	88	88	88	88	88	69	88	88	88	88	88	69
88	Dan MORETON	24	88	69	32	32	32	69	69	69	88	69	69	69	69	69	69	88
69	Joshua HARLAND	25	69	32	33	97	97	97	97	97	97	97	97	97	97	97	97	97
32	Stuart WILSON	26	32	97	97	33	91	91	91	91	91	91	91	91	91	91	91	91
91	Ian STANFORD	27	91	33	91	91	33	33	33	33	33	33	33	33	33	33	33	33
97	Sammi TASKER	28	97	91	29	29	29	29	46	46	46	46	46	46	46	46	46	46
33	Gary WINFIELD	29	33	29	46	46	46	46										
29	Tarran MACKENZIE	30	29	46														
46	Ross WALKER	31	46															

Weather / Track : Bright / Dry

Croft
 Circuit Length = 2.1250 miles
 Start: 14:55 End: 15:17

MCRCB BULLETIN TK147

2010 SpeedyRetail.com British 125GP Championship & ACU Academy Cup

RACE 4 - SECTOR ANALYSIS

1	James LODGE				RS Racing / Earnshaws M'cycles										
2	Nigel PERCY				Team Repli-Cast UK Racing										
1-	114.9	38.217	102.3	26.024	101.5	1:38.081	8-	27.565	113.4	37.500	102.1	25.126	101.8	1:30.191	
2-	27.499	<i>117.3</i>	37.923	101.4	25.588	<i>102.1</i>	1:31.010	9-	<i>27.178</i>	115.1	37.217	100.8	25.244	100.9	1:29.639
3-	27.741	113.7	37.508	100.0	25.486	100.8	1:30.735	10-	27.443	113.2	37.346	102.0	<i>24.982</i>	100.8	1:29.771
4-	27.813	114.1	37.824	100.6	25.334	101.7	1:30.971	11-	27.685	113.0	37.387	<i>105.0</i>	25.189	102.0	1:30.261
5-	27.548	112.2	37.521	100.2	25.407	100.5	1:30.476	12-	27.465	113.9	37.425	104.0	25.308	100.9	1:30.198
6-	27.592	113.6	37.473	99.9	25.204	100.8	1:30.269	13-	27.682	113.0	36.788	103.9	25.083	100.5	1:29.553
7-	27.689	112.4	37.846	100.8	25.461	101.2	1:30.996	14-	27.340	115.3	<i>36.774</i>	102.6	25.289	100.3	1:29.403
7	Deane BROWN				C Colin Appleyard / Macadam Racing										
1-	115.1	36.818	104.2	24.434	103.4	1:32.796	8-	26.895	<i>116.9</i>	36.184	103.7	24.352	104.4	1:27.431	
2-	27.256	116.3	36.647	102.8	24.388	103.9	1:28.291	9-	<i>26.797</i>	<i>116.9</i>	<i>36.101</i>	104.0	24.164	104.4	1:27.062
3-	26.995	116.3	36.422	103.6	24.520	<i>104.5</i>	1:27.937	10-	26.949	116.3	36.410	102.1	24.232	103.1	1:27.591
4-	27.097	116.3	36.306	105.2	24.381	103.1	1:27.784	11-	27.029	116.1	36.261	103.4	<i>24.095</i>	103.7	1:27.385
5-	26.942	115.7	36.369	104.5	24.299	104.4	1:27.610	12-	26.877	115.7	36.512	103.9	24.239	103.6	1:27.628
6-	27.030	116.3	36.413	104.7	24.473	104.0	1:27.916	13-	27.124	<i>116.9</i>	36.465	104.2	24.151	102.9	1:27.740
7-	26.861	116.7	36.376	<i>105.4</i>	24.246	103.7	1:27.483	14-	27.263	116.1	36.761	103.1	25.210	96.1	1:29.234
10	Peter SUTHERLAND				Team Repli-Cast UK Racing										
1-	115.3	38.242	101.2	25.653	102.1	1:37.591	8-	27.702	116.5	39.052	99.7	25.164	102.0	1:31.918	
2-	27.903	<i>117.7</i>	37.897	100.9	25.948	102.5	1:31.748	9-	27.400	113.7	36.741	102.9	25.231	101.7	1:29.372
3-	27.726	114.7	37.689	101.1	25.666	102.3	1:31.081	10-	27.592	114.7	36.880	100.9	<i>25.145</i>	100.8	1:29.617
4-	27.852	114.7	37.549	102.5	25.598	102.8	1:30.999	11-	27.333	115.9	36.758	103.7	25.194	102.5	1:29.285
5-	27.549	114.7	37.640	102.8	25.235	<i>103.1</i>	1:30.424	12-	<i>27.176</i>	115.3	36.775	101.7	25.327	101.8	1:29.278
6-	27.605	117.1	37.369	<i>103.9</i>	25.561	102.1	1:30.535	13-	27.380	117.3	37.049	<i>103.9</i>	25.348	99.1	1:29.777
7-	27.730	116.7	37.792	101.4	25.975	98.8	1:31.497	14-	27.411	115.3	<i>36.698</i>	101.7	25.149	102.0	1:29.258
11	Tom WEEDEN				C Tom Weeden Racing										
1-	111.8	38.889	99.7	26.284	<i>100.6</i>	1:40.540	8-	28.037	113.6	37.825	98.4	25.281	100.0	1:31.143	
2-	28.525	111.7	37.979	99.1	25.533	100.0	1:32.037	9-	28.375	111.5	37.721	100.3	25.840	97.3	1:31.936
3-	28.209	112.2	37.994	99.7	25.851	100.0	1:32.054	10-	27.964	111.5	<i>37.609</i>	100.6	25.345	100.3	1:30.918
4-	28.201	111.1	37.905	100.5	25.433	99.9	1:31.539	11-	28.062	111.3	37.859	<i>102.1</i>	25.625	99.9	1:31.546
5-	28.279	110.2	38.204	100.2	25.493	99.7	1:31.976	12-	<i>27.710</i>	113.4	37.884	101.5	25.583	99.9	1:31.177
6-	28.111	111.8	38.331	100.8	25.434	99.6	1:31.876	13-	28.069	<i>113.7</i>	37.944	101.2	25.359	99.1	1:31.372
7-	28.017	113.6	38.185	100.0	<i>25.106</i>	<i>100.6</i>	1:31.308	14-	28.235	111.5	38.043	100.8	25.525	97.8	1:31.803
12	Edward RENDELL				Banks Racing / Breadline Racing										
1-	<i>114.9</i>	37.012	101.7	25.012	100.2	1:34.812	8-	27.570	113.2	36.523	100.9	24.848	100.3	1:28.941	
2-	27.659	113.7	36.990	101.1	24.819	100.2	1:29.468	9-	27.386	113.0	36.644	101.8	24.747	<i>100.5</i>	1:28.777
3-	27.644	112.4	36.666	101.5	24.822	100.3	1:29.132	10-	27.769	112.0	36.516	102.1	24.934	98.7	1:29.219
4-	27.676	112.2	36.687	101.8	24.673	100.2	1:29.036	11-	27.605	113.4	36.528	102.1	24.790	96.7	1:28.923
5-	27.619	111.5	36.679	102.1	24.673	100.0	1:28.971	12-	27.508	112.8	<i>36.395</i>	<i>102.8</i>	25.175	99.9	1:29.078
6-	27.614	112.6	36.550	102.1	<i>24.419</i>	<i>100.5</i>	1:28.583	13-	27.468	113.4	36.505	102.5	24.628	99.3	1:28.601
7-	27.498	113.4	36.440	102.1	24.662	99.0	1:28.600	14-	<i>27.379</i>	114.3	36.853	101.2	24.870	99.7	1:29.102
13	Rob GUIVER				SP125 / Brookhouse Garage Racing										
1-	111.7	37.383	<i>104.2</i>	25.419	<i>101.8</i>	1:37.846	8-	27.391	113.2	36.728	102.9	24.554	100.8	1:28.673	
2-	27.558	<i>115.7</i>	37.480	101.7	25.104	100.5	1:30.142	9-	<i>27.305</i>	112.2	36.749	101.2	24.473	100.5	1:28.527
3-	27.454	111.7	36.787	101.2	24.633	101.1	1:28.874	10-	27.357	111.5	36.784	102.5	24.525	99.9	1:28.666
4-	27.402	111.1	37.005	100.8	24.639	99.9	1:29.046	11-	27.390	112.6	<i>36.657</i>	103.2	<i>24.455</i>	100.8	1:28.502
5-	27.490	110.7	37.019	101.5	24.613	100.6	1:29.122	12-	27.305	110.7	36.933	102.9	24.521	100.2	1:28.759
6-	27.489	111.7	36.980	101.5	24.626	100.2	1:29.095	13-	27.400	111.8	37.035	102.1	24.511	99.9	1:28.946
7-	27.477	113.0	36.724	101.7	24.617	99.7	1:28.818	14-	27.423	112.6	36.790	103.1	24.898	94.3	1:29.111
14	Lee JACKSON				C Team Jackson Racing										
1-	113.9	38.171	101.8	25.737	103.2	1:37.307	8-	27.644	115.1	37.438	104.4	25.201	103.7	1:30.283	
2-	27.957	113.4	37.815	103.9	25.795	102.6	1:31.567	9-	27.385	115.1	37.184	102.1	<i>24.947</i>	103.4	1:29.516
3-	28.008	110.6	37.609	104.5	25.567	102.8	1:31.184	10-	27.476	<i>117.1</i>	37.581	103.7	25.101	102.9	1:30.158

Weather / Track : Bright / Dry

Croft
Circuit Length = 2.1250 miles
Start: 14:55 End: 15:17

MCRCB BULLETIN TK147

2010 SpeedyRetail.com British 125GP Championship & ACU Academy Cup

RACE 4 - SECTOR ANALYSIS

4-	27.763	114.7	37.757	105.7	25.478	103.7	1:30.998	11-	27.424	116.9	37.426	106.7	25.162	102.8	1:30.012
5-	27.672	113.7	37.691	104.0	25.313	101.7	1:30.676	12-	27.336	117.1	37.253	104.2	25.066	101.8	1:29.655
6-	27.547	114.5	37.022	103.9	25.327	104.2	1:29.896	13-	27.241	115.1	37.013	103.7	24.979	102.5	1:29.233
7-	27.793	113.7	37.841	104.2	25.382	103.4	1:31.016	14-	27.525	114.3	36.917	102.9	24.998	102.0	1:29.440
16	Shaun HORSMAN														
Symetry IT															
1-	111.3	37.613	100.6	25.364	100.0	1:37.152	8-	27.710	110.4	37.363	99.6	24.838	100.2	1:29.911	
2-	27.947	110.4	37.696	99.4	25.563	100.2	1:31.206	9-	27.502	110.6	37.336	100.8	25.050	100.0	1:29.888
3-	28.043	108.6	37.569	99.6	25.295	99.6	1:30.907	10-	27.580	108.8	37.537	100.9	25.055	99.9	1:30.172
4-	28.082	109.1	38.129	101.7	25.069	100.5	1:31.280	11-	27.467	113.6	37.256	102.3	25.099	99.6	1:29.822
5-	27.819	108.9	37.853	101.4	25.231	99.7	1:30.903	12-	27.456	110.9	37.335	101.5	24.884	99.9	1:29.675
6-	27.867	111.1	37.222	103.2	25.460	100.6	1:30.549	13-	27.598	111.3	37.096	102.1	25.144	100.5	1:29.838
7-	27.580	113.9	37.548	101.7	25.316	99.9	1:30.444	14-	27.445	113.0	36.866	101.5	24.899	99.7	1:29.210
17	John McPHEE														
C KRP/Bradley Smith Racing															
1-	115.9	36.683	104.9	24.902	104.4	1:33.673	8-	27.261	116.9	36.218	104.5	24.498	104.2	1:27.977	
2-	27.454	116.7	36.415	103.7	24.657	105.7	1:28.526	9-	27.253	115.1	36.703	104.2	24.530	102.1	1:28.486
3-	27.367	115.9	36.224	104.0	24.691	105.0	1:28.282	10-	27.441	115.5	36.477	105.5	24.611	101.8	1:28.529
4-	27.447	114.9	36.778	103.7	24.675	104.2	1:28.900	11-	27.546	116.9	36.861	105.5	24.671	103.7	1:29.078
5-	27.552	115.1	37.003	104.5	24.485	104.5	1:29.040	12-	27.355	115.7	36.685	104.7	25.246	102.9	1:29.286
6-	27.465	116.5	36.722	104.7	24.642	104.7	1:28.829	13-	27.515	116.5	37.181	103.1	24.855	101.7	1:29.551
7-	27.644	116.5	36.651	104.7	24.569	104.0	1:28.864	14-	27.740	117.3	37.323	104.0	25.597	103.6	1:30.660
22	Matthew PAULO														
Grant Racing															
1-	113.4	38.620	97.4	25.516	97.4	1:39.716	8-	28.117	111.8	37.857	98.1	24.958	98.1	1:30.932	
2-	28.520	111.1	38.194	97.7	25.439	97.3	1:32.153	9-	28.172	110.9	37.926	99.7	24.989	97.7	1:31.087
3-	28.366	110.6	38.099	98.5	25.482	97.1	1:31.947	10-	28.310	110.7	37.991	99.0	25.290	96.6	1:31.591
4-	28.336	111.1	38.223	99.1	25.097	98.3	1:31.656	11-	28.167	111.1	38.076	100.2	25.155	97.3	1:31.398
5-	28.382	110.0	38.623	98.8	25.338	98.4	1:32.343	12-	28.120	111.1	38.224	96.4	25.328	97.8	1:31.672
6-	28.391	111.8	38.236	99.6	25.177	97.5	1:31.804	13-	28.247	112.2	37.925	99.9	25.096	96.8	1:31.268
7-	28.324	111.8	38.047	99.6	25.130	98.1	1:31.501	14-	28.217	112.4	38.016	99.1	25.089	98.0	1:31.322
24	Ben BARRETT														
Lowerdale Autos / SP 125 Racing															
1-	113.2	38.979	101.1	26.154	102.0	1:40.726	8-	27.883	111.7	37.968	99.3	25.030	100.6	1:30.881	
2-	28.426	112.6	37.998	101.1	25.673	100.8	1:32.097	9-	27.815	110.7	37.858	100.2	24.934	100.0	1:30.607
3-	28.001	111.8	38.182	99.9	25.316	100.0	1:31.499	10-	27.983	110.4	37.724	100.6	25.027	98.8	1:30.734
4-	28.092	111.8	38.118	100.5	25.039	100.3	1:31.249	11-	27.882	112.2	37.910	101.1	25.010	100.2	1:30.802
5-	28.285	109.5	38.406	99.7	25.141	99.6	1:31.832	12-	27.816	112.6	37.937	100.8	24.861	99.9	1:30.614
6-	28.164	111.7	38.206	100.0	25.184	99.6	1:31.554	13-	27.935	111.1	37.901	100.8	24.891	99.3	1:30.727
7-	27.971	111.5	38.032	100.5	25.202	99.1	1:31.205	14-	27.998	112.4	38.014	99.6	25.210	98.8	1:31.222
26	Richard FERGUSON														
C Team Ferguson Racing															
1-	113.6	39.162	98.8	26.102	102.5	1:41.683	8-	28.425	111.7	38.503	100.5	25.649	101.4	1:32.577	
2-	29.059	111.8	38.560	99.3	25.708	101.4	1:33.327	9-	28.710	109.7	38.777	100.9	25.664	100.5	1:33.151
3-	28.643	112.4	38.389	100.8	25.655	101.4	1:32.687	10-	28.482	111.5	38.778	100.3	25.972	100.2	1:33.232
4-	28.900	110.6	38.578	100.5	25.637	101.5	1:33.115	11-	28.664	111.1	38.697	101.4	25.723	99.9	1:33.084
5-	28.980	109.8	38.523	101.2	25.622	100.6	1:33.125	12-	28.618	112.2	38.518	102.1	25.836	100.3	1:32.972
6-	28.521	112.2	38.377	101.8	25.735	100.2	1:32.633	13-	28.857	111.1	39.146	100.9	25.879	99.7	1:33.882
7-	28.334	111.3	38.177	100.2	25.683	100.9	1:32.194	14-	28.739	112.4	39.085	99.7	25.771	101.1	1:33.595
27	Catherine GREEN														
CG Racing															
1-	113.9	39.082	98.0	26.030	101.1	1:40.136	8-	28.046	112.6	37.772	99.6	25.478	100.6	1:31.296	
2-	28.441	113.9	38.413	98.0	26.793	100.9	1:33.647	9-	28.238	110.7	37.713	100.9	25.575	100.8	1:31.526
3-	28.229	113.6	38.565	98.0	25.715	101.2	1:32.509	10-	28.006	111.5	37.744	98.7	25.503	100.3	1:31.253
4-	28.661	110.7	38.582	98.7	25.652	101.1	1:32.895	11-	28.205	111.3	37.729	100.5	25.435	100.8	1:31.369
5-	28.696	110.7	38.466	99.9	25.789	100.2	1:32.951	12-	28.201	113.2	37.822	100.6	25.561	100.0	1:31.584
6-	28.367	112.6	38.147	100.3	25.541	100.8	1:32.055	13-	28.056	112.0	37.552	100.6	25.881	99.7	1:31.489
7-	28.547	110.4	38.005	100.2	25.653	100.6	1:32.205	14-	27.999	113.4	37.959	100.3	25.459	100.2	1:31.417
28	Jon VINCENT														
G R Formby Heavy Transport															
1-	114.5	37.950	101.1	25.247	102.1	1:35.987	8-	27.832	112.2	37.331	101.4	25.025	101.2	1:30.188	
2-	27.662	113.7	37.699	99.7	24.863	101.2	1:30.224	9-	27.687	112.0	37.357	101.7	25.083	101.1	1:30.127
3-	27.608	112.8	37.325	100.9	24.903	101.1	1:29.836	10-	28.159	110.2	37.233	102.5	25.013	100.5	1:30.405

Weather / Track : Bright / Dry

Croft
Circuit Length = 2.1250 miles
Start: 14:55 End: 15:17

MCRCB BULLETIN TK147

2010 SpeedyRetail.com British 125GP Championship & ACU Academy Cup

RACE 4 - SECTOR ANALYSIS

4-	28.180	110.6	37.314	101.4	24.787	<i>102.1</i>	1:30.281	11-	27.772	113.7	37.090	102.3	24.897	100.6	1:29.759									
5-	<i>27.545</i>	113.2	37.168	102.0	<i>24.740</i>	101.4	1:29.453	12-	27.800	112.4	37.243	102.9	25.020	101.1	1:30.063									
6-	27.707	112.6	37.048	101.2	24.927	100.9	1:29.682	13-	27.794	112.6	37.263	<i>103.2</i>	24.886	101.2	1:29.943									
7-	27.581	113.0	<i>37.042</i>	102.5	24.797	100.9	1:29.420	14-	27.657	114.3	37.463	102.3	24.891	100.6	1:30.011									
29	Tarran MACKENZIE															C	Grant Racing / Alan Duffus M/CS							
1-		109.8	40.607	98.4	27.842	98.3	1:45.778	4-	30.083	109.7	<i>39.916</i>	99.4	27.036	<i>102.0</i>	1:37.035									
2-	29.556	<i>110.7</i>	40.077	98.5	27.240	99.4	1:36.873	5-	<i>29.265</i>	109.7	40.234	<i>100.2</i>	26.992	98.4	1:36.491									
3-	29.988	107.9	39.936	99.0	<i>26.498</i>	100.6	1:36.422	6-	30.013	109.5	40.455	97.3	In		1:36.217 P									
32	Stuart WILSON															C	Wilson Racing							
1-		109.3	39.765	99.1	26.419	96.1	1:43.407	8-	28.408	109.7	38.640	98.7	<i>25.543</i>	98.3	1:32.591									
2-	29.083	110.4	39.074	97.4	26.053	97.8	1:34.210	9-	28.480	108.1	38.626	<i>99.9</i>	25.655	97.3	1:32.761									
3-	29.228	108.8	38.757	99.7	26.033	98.3	1:34.018	10-	28.815	107.9	38.682	99.4	25.820	96.6	1:33.317									
4-	28.951	<i>111.5</i>	39.285	98.1	25.964	98.7	1:34.200	11-	28.465	108.2	38.584	98.7	26.065	96.7	1:33.114									
5-	28.677	110.0	39.403	99.6	26.015	<i>99.3</i>	1:34.095	12-	28.539	109.1	38.625	99.3	25.774	96.6	1:32.938									
6-	29.095	108.1	38.606	99.6	25.699	97.3	1:33.400	13-	28.863	108.8	38.882	99.4	26.105	96.1	1:33.850									
7-	<i>28.379</i>	110.4	<i>38.369</i>	99.0	25.625	97.5	1:32.373	14-	28.578	109.5	38.693	<i>99.9</i>	25.927	97.1	1:33.198									
33	Gary WINFIELD															C	Oxford TAG Racing							
1-		108.2	40.517	97.8	26.822	<i>97.3</i>	1:44.910	8-	29.571	102.6	40.482	95.1	26.896	95.3	1:36.949									
2-	29.465	106.5	39.020	98.5	26.841	96.0	1:35.326	9-	29.576	104.4	39.649	98.8	26.715	94.3	1:35.940									
3-	29.283	106.0	<i>38.830</i>	<i>99.1</i>	26.530	96.6	1:34.643	10-	29.865	102.5	40.155	96.0	26.422	95.9	1:36.442									
4-	29.205	<i>108.6</i>	39.314	98.0	26.839	96.1	1:35.358	11-	<i>28.997</i>	106.5	40.883	92.2	27.415	93.3	1:37.295									
5-	29.367	105.7	39.491	98.3	26.629	95.3	1:35.487	12-	29.794	103.2	40.526	93.9	26.967	93.5	1:37.287									
6-	29.332	105.4	39.162	98.3	<i>26.001</i>	96.4	1:34.495	13-	29.468	106.5	40.463	95.7	27.023	93.6	1:36.954									
7-	29.362	104.0	39.245	97.7	26.334	95.1	1:34.941																	
34	Arnie SHELTON																Shelton Racing							
1-		<i>113.6</i>	38.893	100.3	26.132	<i>98.8</i>	1:40.484	8-	28.198	113.0	<i>37.434</i>	99.3	25.447	<i>98.8</i>	1:31.079									
2-	28.650	112.4	38.162	99.3	26.072	98.5	1:32.884	9-	28.121	111.3	38.435	97.4	25.607	97.7	1:32.163									
3-	28.359	109.5	38.136	98.0	25.477	97.8	1:31.972	10-	28.286	109.8	37.736	97.7	25.638	96.4	1:31.660									
4-	28.226	109.1	37.824	99.4	<i>25.323</i>	98.3	1:31.373	11-	28.214	110.9	37.851	98.1	25.689	95.6	1:31.754									
5-	28.190	109.5	37.805	100.2	25.779	98.1	1:31.774	12-	28.347	110.9	37.897	98.0	25.746	96.6	1:31.990									
6-	<i>28.070</i>	112.6	38.304	97.8	25.579	97.8	1:31.953	13-	28.417	110.0	37.931	99.1	25.753	95.6	1:32.101									
7-	28.373	113.2	37.813	<i>100.5</i>	25.619	98.4	1:31.805	14-	28.289	111.5	38.173	98.0	25.802	95.3	1:32.264									
35	Elliot LODGE															C	Spike Racing							
1-		<i>113.4</i>	39.231	99.9	<i>26.297</i>	<i>100.3</i>	1:41.429	2-	28.676	111.5	<i>37.958</i>	<i>100.2</i>	26.784	99.3	1:33.418									
44	Matthew DAVIES															C	SP125 / Mountain Motor Vehicles							
1-		117.1	37.991	99.0	25.241	102.0	1:36.655	8-	27.673	<i>119.8</i>	37.528	102.3	25.219	<i>104.0</i>	1:30.420									
2-	27.786	117.1	38.268	100.8	25.760	102.8	1:31.814	9-	<i>27.382</i>	119.0	37.224	102.1	24.918	102.5	1:29.524									
3-	28.217	114.7	37.555	101.1	25.311	100.3	1:31.083	10-	27.518	118.8	37.594	102.5	25.014	102.3	1:30.126									
4-	27.826	117.5	37.957	101.2	24.825	102.5	1:30.608	11-	27.831	115.7	37.360	<i>104.2</i>	25.008	103.1	1:30.199									
5-	27.943	115.5	37.648	101.5	25.021	101.5	1:30.612	12-	27.549	117.5	37.169	103.2	25.125	102.5	1:29.843									
6-	27.731	117.3	37.691	101.2	25.867	103.7	1:31.289	13-	27.566	119.0	37.209	102.8	24.936	101.4	1:29.711									
7-	27.899	117.1	37.743	102.1	25.088	102.8	1:30.730	14-	27.409	119.6	<i>36.687</i>	102.5	<i>24.807</i>	100.5	1:28.903									
46	Ross WALKER																Ross Walker Racing							
1-		108.1	41.157	95.1	27.294	97.3	1:46.231	8-	29.500	105.8	40.332	95.7	27.047	96.4	1:36.879									
2-	29.402	<i>108.4</i>	40.482	95.1	27.154	96.3	1:37.038	9-	29.625	105.2	40.956	96.3	29.384	95.2	1:39.965									
3-	29.491	106.2	<i>40.282</i>	<i>97.1</i>	<i>26.625</i>	97.0	1:36.398	10-	29.412	107.5	40.800	96.1	27.746	94.3	1:37.958									
4-	29.685	<i>108.4</i>	40.347	96.4	26.907	<i>97.5</i>	1:36.939	11-	31.426	104.7	41.940	92.8	29.473	92.1	1:42.839									
5-	<i>29.301</i>	106.4	40.470	96.1	26.945	96.4	1:36.716	12-	29.576	107.4	40.558	93.7	29.580	94.5	1:39.714									
6-	29.642	106.5	40.544	96.4	26.990	96.1	1:37.176	13-	29.394	105.0	42.007	89.8	28.187	86.1	1:39.588									
7-	29.302	107.5	40.750	95.6	27.121	95.7	1:37.173																	
69	Joshua HARLAND															C	Josh Harland Racing							
1-		110.0	39.750	100.5	26.728	96.4	1:43.351	8-	28.764	110.6	38.820	100.5	25.948	<i>100.0</i>	1:33.532									
2-	28.978	109.8	39.113	99.4	25.861	99.6	1:33.952	9-	28.937	108.2	39.438	98.8	25.962	98.1	1:34.337									
3-	28.942	108.9	39.091	99.0	26.063	98.7	1:34.096	10-	28.888	109.5	39.182	99.0	25.633	99.1	1:33.703									

Weather / Track : Bright / Dry

Croft
Circuit Length = 2.1250 miles
Start: 14:55 End: 15:17

MCRCB BULLETIN TK147

2010 SpeedyRetail.com British 125GP Championship & ACU Academy Cup

RACE 4 - SECTOR ANALYSIS

4-	29.067	111.3	39.235	99.6	25.985	99.0	1:34.287	11-	28.460	109.7	38.773	98.7	26.102	99.0	1:33.335
5-	28.760	108.8	39.296	99.6	25.772	98.7	1:33.828	12-	29.253	109.5	38.741	99.7	<i>25.566</i>	97.8	1:33.560
6-	29.365	108.1	39.576	100.3	26.275	99.3	1:35.216	13-	<i>28.386</i>	<i>111.8</i>	38.731	100.3	25.876	98.5	1:32.993
7-	28.627	111.5	38.718	99.6	25.769	98.4	1:33.114	14-	28.506	110.6	<i>38.287</i>	<i>101.1</i>	25.820	96.8	1:32.613
71	Andrew REID			C Team Aztec GP											
1-	<i>115.9</i>	37.360	99.7	24.812	<i>100.2</i>	1:35.024	8-	27.580	112.8	37.277	98.7	25.093	99.7	1:29.950	
2-	27.729	112.4	37.118	98.8	24.784	99.9	1:29.631	9-	27.233	113.4	36.929	99.4	24.678	99.7	1:28.840
3-	27.624	111.8	36.863	100.6	24.910	99.3	1:29.397	10-	<i>27.214</i>	112.6	36.978	<i>100.9</i>	<i>24.637</i>	99.4	1:28.829
4-	27.467	111.8	<i>36.782</i>	100.2	24.812	99.0	1:29.061	11-	27.378	113.2	37.133	99.4	24.741	99.4	1:29.252
5-	27.393	112.4	37.190	99.4	24.796	99.7	1:29.379	12-	27.277	112.4	38.016	99.1	29.586	96.8	1:34.879
6-	27.405	112.2	37.323	99.4	25.118	98.4	1:29.846	13-	27.847	110.9	38.263	99.3	25.119	97.7	1:31.229
7-	27.611	111.7	37.236	98.8	24.964	98.7	1:29.811	14-	27.362	112.8	38.495	100.2	24.645	98.8	1:30.502
77	Taylor MACKENZIE			KRP Node 4 MMCG											
1-	116.7	36.778	103.9	24.730	103.2	1:32.578	8-	26.814	<i>117.9</i>	36.210	103.9	24.459	103.7	1:27.483	
2-	27.199	116.9	36.494	104.0	24.494	103.6	1:28.187	9-	<i>26.633</i>	117.3	36.068	103.7	24.447	<i>104.7</i>	1:27.148
3-	27.003	116.7	36.477	104.5	24.521	104.0	1:28.001	10-	26.752	116.1	36.193	<i>106.4</i>	24.419	103.6	1:27.364
4-	27.122	115.9	36.234	103.9	24.427	104.0	1:27.783	11-	26.703	117.3	<i>35.988</i>	105.0	24.437	102.9	1:27.128
5-	26.923	115.9	36.298	104.9	24.442	103.4	1:27.663	12-	26.706	116.9	36.281	104.0	24.391	104.0	1:27.378
6-	26.977	116.9	36.357	105.7	24.555	103.7	1:27.889	13-	26.845	116.5	36.400	104.7	24.451	103.2	1:27.696
7-	26.906	116.9	36.174	105.0	<i>24.370</i>	103.6	1:27.450	14-	26.805	<i>117.9</i>	36.172	105.5	24.393	100.3	1:27.370
88	Dan MORETON			SGR Racing											
1-	107.0	39.706	96.6	26.219	<i>96.7</i>	1:42.761	8-	28.930	105.7	38.844	97.0	25.917	95.2	1:33.691	
2-	28.984	106.2	39.227	96.6	26.148	95.6	1:34.359	9-	29.567	104.9	39.063	97.5	26.038	96.6	1:34.668
3-	29.513	106.5	38.892	98.3	25.885	95.6	1:34.290	10-	28.847	108.4	38.770	97.5	25.676	95.6	1:33.293
4-	29.000	105.5	39.100	97.5	25.835	96.0	1:33.935	11-	28.777	105.0	38.845	96.8	25.871	94.9	1:33.493
5-	29.168	102.8	39.362	97.5	25.981	96.3	1:34.511	12-	28.992	106.4	38.609	<i>98.8</i>	25.615	94.9	1:33.216
6-	29.100	<i>109.3</i>	39.377	97.7	26.075	95.5	1:34.552	13-	28.782	106.5	38.609	98.7	<i>25.603</i>	94.9	1:32.994
7-	28.857	106.0	38.561	98.0	25.731	95.2	1:33.149	14-	<i>28.562</i>	106.9	<i>38.497</i>	97.8	27.005	91.6	1:34.064
89	Fraser ROGERS			C KRP / Racing Steps Foundations											
1-	113.9	38.114	103.2	25.522	104.4	1:38.349	8-	27.605	119.4	37.180	103.6	<i>24.728</i>	105.2	1:29.513	
2-	27.699	116.9	37.456	104.7	25.944	104.4	1:31.099	9-	<i>27.199</i>	119.6	37.123	102.9	25.090	104.7	1:29.412
3-	27.644	118.4	37.691	103.1	25.645	103.9	1:30.980	10-	27.431	120.5	37.516	101.5	25.124	104.2	1:30.071
4-	28.116	117.3	37.324	105.0	25.582	104.0	1:31.022	11-	27.511	118.8	37.063	<i>106.4</i>	25.081	105.0	1:29.655
5-	27.698	117.3	37.498	105.4	25.356	<i>105.5</i>	1:30.552	12-	27.342	<i>120.9</i>	37.253	106.0	25.351	104.7	1:29.946
6-	27.594	119.0	37.498	105.7	25.294	104.9	1:30.386	13-	27.477	119.6	37.065	105.4	25.029	104.7	1:29.571
7-	27.748	118.8	37.762	103.2	26.163	98.3	1:31.673	14-	27.408	120.1	<i>36.686</i>	105.8	25.207	104.2	1:29.301
91	Ian STANFORD			I Stanford Racing											
1-	110.4	40.191	97.5	26.735	99.7	1:43.721	8-	28.668	111.8	39.119	97.5	26.044	<i>100.3</i>	1:33.831	
2-	29.139	112.2	40.275	95.6	27.587	98.3	1:37.001	9-	<i>28.630</i>	111.7	39.664	97.8	26.138	98.3	1:34.432
3-	28.923	112.2	39.648	97.3	26.594	98.3	1:35.165	10-	28.719	111.1	39.324	98.5	26.199	98.4	1:34.242
4-	28.803	<i>113.2</i>	39.081	97.5	26.682	98.8	1:34.566	11-	28.970	111.5	40.386	96.1	26.818	97.3	1:36.174
5-	29.179	111.8	39.087	97.5	26.146	98.5	1:34.412	12-	29.438	110.4	41.674	92.1	28.960	94.9	1:40.072
6-	28.852	111.7	39.080	97.8	<i>26.017</i>	99.4	1:33.949	13-	29.930	109.8	41.089	96.0	29.766	86.7	1:40.785
7-	28.833	112.2	<i>38.949</i>	<i>98.7</i>	26.131	99.6	1:33.913								
94	Sam HORNSEY			C KRP / Bradley Smith Racing											
1-	118.8	<i>37.612</i>	<i>100.3</i>	<i>25.079</i>	<i>104.9</i>	1:35.561									
97	Sammi TASKER			C Team Tasker											
1-	<i>112.4</i>	40.177	99.0	26.622	<i>101.7</i>	1:44.052	8-	28.740	111.5	39.162	99.4	26.035	99.9	1:33.937	
2-	29.450	111.3	39.780	98.8	26.494	99.4	1:35.724	9-	28.861	110.7	39.301	100.0	26.002	99.6	1:34.164
3-	29.160	108.6	39.324	98.0	26.686	99.0	1:35.170	10-	28.891	111.3	38.873	100.2	25.998	99.4	1:33.762
4-	28.990	110.7	39.220	98.7	26.396	99.6	1:34.606	11-	28.700	111.3	38.939	99.6	25.992	99.4	1:33.631
5-	29.078	110.2	39.202	99.6	26.292	99.7	1:34.572	12-	<i>28.550</i>	111.3	<i>38.807</i>	100.6	<i>25.881</i>	99.4	1:33.238
6-	28.927	111.5	39.180	99.7	26.090	99.9	1:34.197	13-	28.738	112.2	39.695	<i>100.9</i>	26.182	99.3	1:34.615
7-	28.961	111.8	38.998	100.2	26.127	99.6	1:34.086								

Weather / Track : Bright / Dry

Croft
Circuit Length = 2.1250 miles
Start: 14:55 End: 15:17

MCRCB BULLETIN TK147

2010 SpeedyRetail.com British 125GP Championship & ACU Academy Cup

RACE 4 - SECTOR ANALYSIS

98		Wayne RYAN										C		KRP / Racing Steps Foundations	
1-	115.7	38.835	104.0	26.206	105.4	1:40.921	8-	27.890	116.9	<i>37.177</i>	103.6	<i>25.274</i>	<i>105.8</i>	1:30.341	
2-	28.511	115.9	38.195	102.0	26.531	1:33.237	9-	27.847	115.3	37.812	102.9	25.411	102.6	1:31.070	
3-	28.313	115.1	38.107	102.8	25.740	1:32.160	10-	27.865	115.9	37.972	103.9	25.441	102.5	1:31.278	
4-	28.083	114.7	37.590	102.8	25.678	1:31.351	11-	27.983	116.5	38.032	103.9	25.400	103.7	1:31.415	
5-	28.054	114.7	37.700	102.6	25.580	1:31.334	12-	27.791	116.9	37.764	103.4	25.356	102.1	1:30.911	
6-	27.939	<i>117.5</i>	37.961	104.7	25.695	1:31.595	13-	27.874	116.3	37.629	102.9	25.511	102.8	1:31.014	
7-	27.977	116.9	37.795	<i>104.9</i>	25.919	1:31.691	14-	<i>27.714</i>	117.3	37.823	102.3	25.329	103.4	1:30.866	
99		Kyle RYDE										C		Kyle Ryde Racing	
1-	110.0	37.535	103.7	26.203	102.1	1:38.448	8-	27.920	111.5	37.369	102.8	<i>25.023</i>	<i>102.8</i>	1:30.312	
2-	28.477	110.6	37.454	102.0	25.438	1:31.369	9-	28.006	109.1	37.375	101.5	25.253	100.9	1:30.634	
3-	28.523	110.0	37.492	101.5	25.101	1:31.116	10-	28.116	109.7	37.392	101.8	25.229	100.0	1:30.737	
4-	28.117	111.1	37.324	102.6	25.410	1:30.851	11-	27.963	109.5	37.331	<i>104.0</i>	25.059	100.3	1:30.353	
5-	28.085	109.5	37.146	103.4	25.457	1:30.688	12-	27.942	110.2	37.391	103.4	25.212	100.0	1:30.545	
6-	28.078	110.9	<i>37.094</i>	102.6	25.158	1:30.330	13-	27.935	110.2	37.477	102.9	25.100	100.2	1:30.512	
7-	<i>27.854</i>	<i>112.4</i>	37.514	102.1	25.607	1:30.975	14-	28.151	110.7	37.803	102.0	25.325	98.1	1:31.279	

Weather / Track : Bright / Dry

Croft
Circuit Length = 2.1250 miles
Start: 14:55 End: 15:17

MCRCB BULLETIN TK148

2010 SpeedyRetail.com British 125GP Championship & ACU Academy Cup

RACE 4 - SPEED TRAPS

SECTOR 1				SECTOR 2			FINISH LINE		
POS	NO	NAME	MPH	NO	NAME	MPH	NO	NAME	MPH
1	89	Fraser ROGERS	120.9	14	Lee JACKSON	106.7	98	Wayne RYAN	105.8
2	44	Matthew DAVIES	119.8	77	Taylor MACKENZIE	106.4	17	John McPHEE	105.7
3	94	Sam HORNSEY	119.6	89	Fraser ROGERS	106.4	89	Fraser ROGERS	105.5
4	77	Taylor MACKENZIE	117.9	17	John McPHEE	105.5	94	Sam HORNSEY	104.9
5	10	Peter SUTHERLAND	117.7	7	Deane BROWN	105.4	77	Taylor MACKENZIE	104.7
6	98	Wayne RYAN	117.5	2	Nigel PERCY	105.0	7	Deane BROWN	104.5
7	2	Nigel PERCY	117.3	98	Wayne RYAN	104.9	14	Lee JACKSON	104.2
8	17	John McPHEE	117.3	13	Rob GUIVER	104.2	44	Matthew DAVIES	104.0
9	14	Lee JACKSON	117.1	44	Matthew DAVIES	104.2	10	Peter SUTHERLAND	103.1
10	7	Deane BROWN	116.9	99	Kyle RYDE	104.0	99	Kyle RYDE	102.8
11	71	Andrew REID	115.9	10	Peter SUTHERLAND	103.9	26	Richard FERGUSON	102.5
12	13	Rob GUIVER	115.7	16	Shaun HORSMAN	103.2	2	Nigel PERCY	102.1
13	12	Edward RENDELL	114.9	28	Jon VINCENT	103.2	28	Jon VINCENT	102.1
14	28	Jon VINCENT	114.5	12	Edward RENDELL	102.8	24	Ben BARRETT	102.0
15	16	Shaun HORSMAN	113.9	11	Tom WEEDEN	102.1	29	Tarran MACKENZIE	102.0
16	27	Catherine GREEN	113.9	26	Richard FERGUSON	102.1	13	Rob GUIVER	101.8
17	11	Tom WEEDEN	113.7	24	Ben BARRETT	101.1	97	Sammi TASKER	101.7
18	26	Richard FERGUSON	113.6	69	Joshua HARLAND	101.1	27	Catherine GREEN	101.2
19	34	Arnie SHELTON	113.6	27	Catherine GREEN	100.9	11	Tom WEEDEN	100.6
20	22	Matthew PAULO	113.4	71	Andrew REID	100.9	16	Shaun HORSMAN	100.6
21	35	Elliot LODGE	113.4	97	Sammi TASKER	100.9	12	Edward RENDELL	100.5
22	24	Ben BARRETT	113.2	34	Arnie SHELTON	100.5	35	Elliot LODGE	100.3
23	91	Ian STANFORD	113.2	94	Sam HORNSEY	100.3	91	Ian STANFORD	100.3
24	97	Sammi TASKER	112.4	22	Matthew PAULO	100.2	71	Andrew REID	100.2
25	99	Kyle RYDE	112.4	29	Tarran MACKENZIE	100.2	69	Joshua HARLAND	100.0
26	69	Joshua HARLAND	111.8	35	Elliot LODGE	100.2	32	Stuart WILSON	99.3
27	32	Stuart WILSON	111.5	32	Stuart WILSON	99.9	34	Arnie SHELTON	98.8
28	29	Tarran MACKENZIE	110.7	33	Gary WINFIELD	99.1	22	Matthew PAULO	98.4
29	88	Dan MORETON	109.3	88	Dan MORETON	98.8	46	Ross WALKER	97.5
30	33	Gary WINFIELD	108.6	91	Ian STANFORD	98.7	33	Gary WINFIELD	97.3
31	46	Ross WALKER	108.4	46	Ross WALKER	97.1	88	Dan MORETON	96.7

Weather / Track : Bright / Dry

Croft
Circuit Length = 2.1250 miles
Start: 14:55 End: 15:17

MCRCB BULLETIN TK149

2010 SpeedyRetail.com British 125GP Championship & ACU Academy Cup

RACE 4 - BEST SECTOR TIMES

SECTOR 1			SECTOR 2			SECTOR 3			IDEAL / BEST COMPARISON						
POS	NO	NAME	TIME	NO	NAME	TIME	NO	NAME	TIME	POS	NO	NAME	IDEAL	BEST	DIFF
1	77	MACKENZIE	26.633	77	MACKENZIE	35.988	7	BROWN	24.095	1	77	MACKENZIE	1:26.991	1:27.128	0.137
2	7	BROWN	26.797	7	BROWN	36.101	77	MACKENZIE	24.370	2	7	BROWN	1:26.993	1:27.062	0.069
3	10	SUTHERLAND	27.176	17	McPHEE	36.218	12	RENDELL	24.419	3	17	McPHEE	1:27.956	1:27.977	0.021
4	2	PERCY	27.178	12	RENDELL	36.395	13	GUIVER	24.455	4	12	RENDELL	1:28.193	1:28.583	0.390
5	89	ROGERS	27.199	13	GUIVER	36.657	17	McPHEE	24.485	5	13	GUIVER	1:28.417	1:28.502	0.085
6	71	REID	27.214	89	ROGERS	36.686	71	REID	24.637	6	89	ROGERS	1:28.613	1:29.301	0.688
7	14	JACKSON	27.241	44	DAVIES	36.687	89	ROGERS	24.728	7	71	REID	1:28.633	1:28.829	0.196
8	17	McPHEE	27.253	10	SUTHERLAND	36.698	28	VINCENT	24.740	8	44	DAVIES	1:28.876	1:28.903	0.027
9	13	GUIVER	27.305	2	PERCY	36.774	44	DAVIES	24.807	9	2	PERCY	1:28.934	1:29.403	0.469
10	12	RENDELL	27.379	71	REID	36.782	16	HORSMAN	24.838	10	10	SUTHERLAND	1:29.019	1:29.258	0.239
11	44	DAVIES	27.382	16	HORSMAN	36.866	24	BARRETT	24.861	11	14	JACKSON	1:29.105	1:29.233	0.128
12	94	HORNSEY	27.407	14	JACKSON	36.917	14	JACKSON	24.947	12	16	HORSMAN	1:29.149	1:29.210	0.061
13	16	HORSMAN	27.445	28	VINCENT	37.042	22	PAULO	24.958	13	28	VINCENT	1:29.327	1:29.420	0.093
14	28	VINCENT	27.545	99	RYDE	37.094	2	PERCY	24.982	14	99	RYDE	1:29.971	1:30.312	0.341
15	11	WEEDEN	27.710	98	RYAN	37.177	99	RYDE	25.023	15	94	HORNSEY	1:30.098		
16	98	RYAN	27.714	34	SHELTON	37.434	94	HORNSEY	25.079	16	98	RYAN	1:30.165	1:30.341	0.176
17	24	BARRETT	27.815	27	GREEN	37.552	11	WEEDEN	25.106	17	24	BARRETT	1:30.400	1:30.607	0.207
18	99	RYDE	27.854	11	WEEDEN	37.609	10	SUTHERLAND	25.145	18	11	WEEDEN	1:30.425	1:30.918	0.493
19	27	GREEN	27.999	94	HORNSEY	37.612	98	RYAN	25.274	19	34	SHELTON	1:30.827	1:31.079	0.252
20	34	SHELTON	28.070	24	BARRETT	37.724	34	SHELTON	25.323	20	22	PAULO	1:30.932	1:30.932	0.000
21	22	PAULO	28.117	22	PAULO	37.857	27	GREEN	25.435	21	27	GREEN	1:30.986	1:31.253	0.267
22	35	LODGE	28.255	35	LODGE	37.958	32	WILSON	25.543	22	26	FERGUSON	1:32.133	1:32.194	0.061
23	26	FERGUSON	28.334	26	FERGUSON	38.177	69	HARLAND	25.566	23	69	HARLAND	1:32.239	1:32.613	0.374
24	32	WILSON	28.379	69	HARLAND	38.287	88	MORETON	25.603	24	32	WILSON	1:32.291	1:32.373	0.082
25	69	HARLAND	28.386	32	WILSON	38.369	26	FERGUSON	25.622	25	35	LODGE	1:32.510	1:33.418	0.908
26	97	TASKER	28.550	88	MORETON	38.497	97	TASKER	25.881	26	88	MORETON	1:32.662	1:32.994	0.332
27	88	MORETON	28.562	97	TASKER	38.807	33	WINFIELD	26.001	27	97	TASKER	1:33.238	1:33.238	0.000
28	91	STANFORD	28.630	33	WINFIELD	38.830	91	STANFORD	26.017	28	91	STANFORD	1:33.596	1:33.831	0.235
29	33	WINFIELD	28.997	91	STANFORD	38.949	35	LODGE	26.297	29	33	WINFIELD	1:33.828	1:34.495	0.667
30	29	MACKENZIE	29.265	29	MACKENZIE	39.916	29	MACKENZIE	26.498	30	29	MACKENZIE	1:35.679	1:36.422	0.743
31	46	WALKER	29.301	46	WALKER	40.282	46	WALKER	26.625	31	46	WALKER	1:36.208	1:36.398	0.190

Perfect Lap	1:26.716
-------------	----------

Weather / Track : Bright / Dry

Croft
Circuit Length = 2.1250 miles
Start: 14:55 End: 15:17

MCRCB BULLETIN TK150

2010 SpeedyRetail.com British 125GP Championship & ACU Academy Cup

RIDERS POINTS AFTER ROUND 10

	TOTAL	GAP	DIFF	5th April Brands Hatch - Indy	18th April Thruxton	3rd May Oulton Park	23rd May Cadwell Park	27th June Mallory Park	18th July Snetterton	8th August Brands Hatch - GP	30th August Cadwell Park	11th September Croft (Knockhill Race)	12th September Croft	26th September Silverstone	10th October Oulton Park
Rob GUIVER	129			20		16	16		25	8	25	8	11		
James LODGE	116	13		25	25	25		16		25					
Taylor MACKENZIE	106	23	10		13	13	25	9		20		1	25		
John McPHEE	100.5	28.5	5.5	13	6		10	7		16	20	12.5	16		
Deane BROWN	100	29	0.5			20	20	20		10		10	20		
Sam HORNSEY	60.5	68.5	39.5	5		4	1	13	16	7	10	4.5			
Fraser ROGERS	60	69	0.5	16	10		13			13		3	5		
Philip WAKEFIELD	53	76	7	7	7	5	8	10	11	5					
Jon VINCENT	52.5	76.5	0.5	6	2	3	7	8	10		5	1.5	10		
Lee JACKSON	51	78	1.5	2	3	2	5	11	8	1	9	2	8		
Edward RENDELL	46.5	82.5	4.5		8	8		3			11	3.5	13		
Andrew REID	45	84	1.5	3	9			1	7		16		9		
Dakota MAMOLA	40	89	5			9			20	11					
Wayne RYAN	39	90	1	9		10		2	13	4	1				
William DUNLOP	36	93	3	10	11	6	9								
Brian CLARK	31	98	5		20		11								
Shaun HORSMAN	30	99	1				6		4		13		7		
Matthew DAVIES	29.5	99.5	0.5		1	11				6		5.5	6		
Matthew PAULO	29	100	0.5		4		2	6	5		7	5			
Ross WALKER	28	101	1				3	25							
Danny KENT	27	102	1	11		7				9					
James FORD	24	105	3	8	16										
Nigel PERCY	22.5	106.5	1.5						2	2	8	6.5	4		
Tom WEEDEN	20	109	2.5	4	5			5			6				
Peter SUTHERLAND	17	112	3			1			9			4	3		
Simon LOW	10	119	7	1					6		3				
Ben BARRATT	9.5	119.5	0.5					4			4	0.5	1		
Kyle RYDE	7	122	2.5							3	2		2		
Arnie SHELTON	4	125	3				4								
Bradley HUGHES	3	126	1						3						
Harry STAFFORD	2.5	126.5	0.5									2.5			
Catherine GREEN	1	128	1.5						1						

MCRCB BULLETIN TK151

2010 SpeedyRetail.com British 125GP Championship & ACU Academy Cup CUP POINTS AFTER ROUND 10

	TOTAL	GAP	DIFF	5th April Brands Hatch - Indy	18th April Thruxton	3rd May Oulton Park	23rd May Cadwell Park	27th June Mallory Park	18th July Snetterton	8th August Brands Hatch - GP	30th August Cadwell Park	11th September Croft (Knockhill Race)	12th September Croft	26th September Silverstone	10th October Oulton Park
John McPHEE	147.5			20	16		16	13		25	25	12.5	20		
Deane BROWN	123	24.5				25	25	25		13		10	25		
Lee JACKSON	106.5	41	16.5	8	11	9	13	16	13	6	13	4.5	13		
Fraser ROGERS	105.5	42	1	25	25		20			20		5.5	10		
Sam HORNSEY	104.5	43	1	11		10	11	20	20	10	16	6.5			
Andrew REID	103	44.5	1.5	9	20		10	9	11	5	20	3	16		
Wayne RYAN	83.5	64	19.5	13		16		10	16	8	9	3.5	8		
Tom WEEDEN	81	66.5	2.5	10	13	8	9	11	8	4	11		7		
Matthew DAVIES	58	89.5	23		10	20				9		8	11		
Dakota MAMOLA	52	95.5	6			11			25	16					
Elliot LODGE	44	103.5	8	7		7	8	6	9		7				
Danny KENT	38	109.5	6	16		11				11					
Bradley HUGHES	35	112.5	3	1	7		7		10	2	8				
Gary WINFIELD	34.5	113	0.5	2	6	4	5	3	6		4	2.5	2		
Kyle RYDE	26	121.5	8.5							7	10		9		
Kasey WYATT	25	122.5	1	6	8	6		5							
Tarran MACKENZIE	25	122.5	0			3	4	2	4	3	5	4			
Richard FERGUSON	24	123.5	1	4				1	7		6		6		
Joshua HARLAND	18	129.5	6	5		5		4					4		
Charlie KING	17	130.5	1	3			6		5		3				
Harry STAFFORD	14	133.5	3		9							5			
Curtis WRIGHT	8	139.5	6					8							
Luca AGOSTINELLI	8	139.5	0					7		1					
Stuart WILSON	7	140.5	1									2	5		
Sammi TASKER	4.5	143	2.5									1.5	3		