



BRITISH MOTOSTAR

Round 1

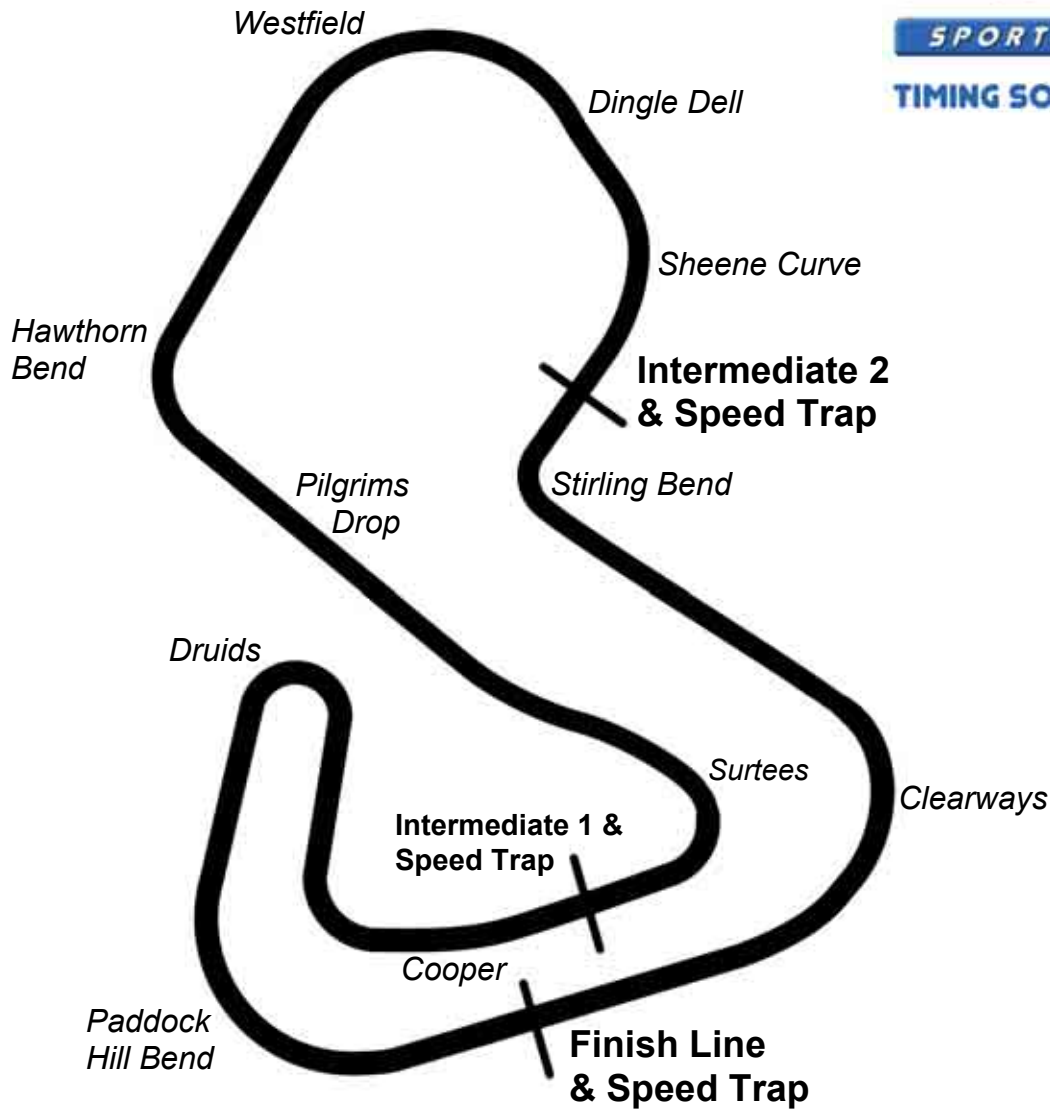
6 f UbXg < UuW ; D

10/11 - 10/11 CWcVYf 2012



Results Provided by Timing Solutions Ltd
www.tsl-timing.com

BRANDS HATCH GP



Circuit Length: 2.4333 miles / 3916 metres
 Intermediate 1: 1116 metres
 Intermediate 2: 2928 metres
 Pit In: 3646 metres
 Pit Out: 83 metres after Finish Line
 Pit In – Pit Out: 332 metres, @ 60kph = 19.9 seconds, @ 80kph = 14.9 seconds

Lap Records		Best Sector Information					
		Sector 1	S1 Trap (mph)	Sector 2	S2 Trap (mph)	Sector 3	F/L Trap (mph)
Superbikes	1:25.426	27.110	131.5	37.852	100.9	19.931	166.9
Supersport	1:28.085	27.825	123.3	39.048	101.2	20.693	156.8
Superstock 1000	1:28.539	28.131	124.5	39.285	97.5	20.627	162.1
Superstock 600	1:31.084	28.680	119.4	40.508	98.0	21.399	149.8
Motostar	1:33.989	28.976	108.8	41.262	94.7	22.431	129.8

All results available at www.tsl-timing.com

MCRCB BULLETIN TK001



2012 Monster Energy British Motostar Championship & Motostar Cup FREE PRACTICE 1 - CLASSIFICATION

POS	NO	CL	NAME	ENTRY	TIME	ON	LAPS	GAP	DIFF	MPH
1	28	C	Bradley RAY	Honda - MG / FAB-Racing	1:44.012	10	10			84.21
2	10		Peter SUTHERLAND	Aprilia - Kinpac Racing	1:46.089	9	10	2.077	2.077	82.57
3	40	C	Joe FRANCIS	Honda - Banks Racing	1:46.852	11	11	2.840	0.763	81.98
4	22	C	Luke HEDGER	Luyten Honda - FPW Racing	1:47.574	10	11	3.562	0.722	81.43
5	27		Catherine GREEN	Seel Honda - RS Racing	1:48.118	8	8	4.106	0.544	81.02
6	77	C	Kyle RYDE	Honda - Metmachex SHR Wilson Craig Honda	1:48.474	10	10	4.462	0.356	80.75
7	52	C	Tommy PHILP	Honda - Berkshire Motorcycle Centre	1:49.072	10	10	5.060	0.598	80.31
8	17		Tom CARNE	Honda - SP125 / TC Racing	1:49.336	8	8	5.324	0.264	80.11
9	33	C	Joe IRVING	Honda - e3 motorsport	1:49.463	9	9	5.451	0.127	80.02
10	4		Philip WAKEFIELD	Seel - PWR / Sandbach Scrap Metal	1:50.295	9	9	6.283	0.832	79.42
11	43		Arnie SHELTON	Honda - Shelton Racing	1:50.642	7	7	6.630	0.347	79.17
12	95	C	Tarran MACKENZIE	KTM - Redline KTM	1:51.282	8	8	7.270	0.640	78.71
13	164	C	Anthony ALONSO	Honda - SP125 / BARF Racing	1:51.453	9	9	7.441	0.171	78.59
14	37		Max HUNT	Honda - Racelab	1:51.575	9	9	7.563	0.122	78.51
15	81	C	Ryan WATSON	Honda - Watson / Work Racing	1:52.583	4	5	8.571	1.008	77.80
16	35		Elliot LODGE	Honda - SP125 / SpikeRacing	1:53.144	9	9	9.132	0.561	77.42
17	57	C	Oliver FITZPATRICK	Honda - FitzPatrick57	1:53.850	6	6	9.838	0.706	76.94
18	24	C	Xavier ZAYAT	Honda - SGR Racing	1:53.897	7	9	9.885	0.047	76.91
19	191	C	Andrew FISHER	Honda - Fisher Racing	1:53.938	8	10	9.926	0.041	76.88
20	41	C	Jake BAYFORD	Honda - j4ke.com	1:53.950	10	10	9.938	0.012	76.87

QUALIFYING LAPTIME (110% of 1:44.012) = 1:54.413

DNQ	72		Ricky TARREN	Honda - RST Racing	1:54.457	8	9	10.445	0.507	76.53
DNQ	11	C	Joseph THOMAS	Honda - Moto UK Racing	1:55.532	7	9	11.520	1.075	75.82
DNQ	42	C	James HOBSON	Honda - Two 4 Motorsport	1:57.029	7	9	13.017	1.497	74.85
DNQ	34	C	Jordan WEAIVING	Honda - SP125 / Jordan Racing	1:58.832	6	8	14.820	1.803	73.71
DNQ	36	C	Bradley HUGHES	RCS - Repli-Cast UK / RCS Racing	2:01.133	9	9	17.121	2.301	72.31
DNQ	64	C	Asher DURHAM	Honda - Pr1moracing.co.uk	2:01.196	4	4	17.184	0.063	72.27
DNQ	13		Sam BURMAN	Honda - WNT/Phill Burman Racing	2:05.341	5	6	21.329	4.145	69.88
DNQ	71	C	David WALES	Honda - TAD Racing	2:05.969	6	6	21.957	0.628	69.53
DNQ	91		Ian STANFORD	Honda - Stanford Racing	2:06.982	5	5	22.970	1.013	68.98
DNQ	80	C	Callum BEY	Honda - RCD Motorsport	2:09.977	3	4	25.965	2.995	67.39
DNQ	18		Paul DOBB	Honda - PDR	2:14.186	3	3	30.174	4.209	65.28

Weather / Track : Cloudy / Wet

These results are provisional until the conclusion of any judicial and technical matters.

Brands Hatch GP

Circuit Length = 2.4333 miles

Start: 09:00 End: 09:22

Race Director :	Stewards :	Timekeeper :
-----------------	------------	--------------

www.tsl-timing.com

Printed - 09.22 Friday, 12 October 2012



MCRCB BULLETIN TK002

2012 Monster Energy British Motostar Championship & Motostar Cup

FREE PRACTICE 1 - SECTOR ANALYSIS

4	Philip WAKEFIELD					PWR / Sandbach Scrap Metal									
1-	Out	67.8	1:03.953	61.5	31.427	99.6	2:24.565	6-	36.552	84.7	52.526	74.2	27.136	108.2	1:56.214
2-	41.409	75.0	57.971	64.1	29.531	101.5	2:08.911	7-	35.979	88.8	50.756	73.0	26.521	112.6	1:53.256
3-	39.755	77.3	56.449	65.7	28.978	100.9	2:05.182	8-	34.780	92.9	50.009	75.8	26.332	115.1	1:51.121
4-	38.802	75.8	55.415	69.0	28.370	101.8	2:02.587	9-	34.758	93.5	49.394	75.2	26.143	114.9	1:50.295
5-	38.316	78.3	53.607	69.5	27.869	105.0	1:59.792								
10	Peter SUTHERLAND					Kinpac Racing									
1-	Out	79.9	53.375	64.0	27.391	116.9	2:04.000	6-	34.964	87.7	48.434	75.7	25.347	120.1	1:48.745
2-	38.136	86.0	51.789	64.5	27.110	116.9	1:57.035	7-	35.054	88.7	48.024	80.4	25.283	119.8	1:48.361
3-	36.224	84.2	49.971	66.6	26.508	117.3	1:52.703	8-	34.145	93.3	47.301	69.9	26.563	120.7	1:48.009
4-	35.346	89.2	49.227	76.2	25.828	119.6	1:50.401	9-	33.912	92.7	46.960	76.7	25.217	119.6	1:46.089
5-	36.780	85.2	49.195	75.7	25.717	119.2	1:51.692	10-	33.870	89.7	48.347	79.4	24.973	120.3	1:47.190
11	Joseph THOMAS					C Moto UK Racing									
1-	Out	64.0	58.223	57.8	29.920	98.4	2:16.093	6-	36.809	82.0	52.062	70.2	27.546	113.7	1:56.417
2-	43.275	76.7	57.708	57.6	29.734	105.5	2:10.717	7-	36.630	86.8	51.699	68.3	27.203	115.9	1:55.532
3-	41.381	72.8	57.430	56.9	29.834	109.3	2:08.645	8-	36.750	84.0	51.784	65.0	27.332	112.8	1:55.866
4-	40.374	72.8	56.442	61.1	28.827	105.4	2:05.643	9-	37.127	84.1	51.931	66.5	27.662	109.7	1:56.720
5-	39.092	76.3	53.687	68.0	27.946	114.1	2:00.725								
13	Sam BURMAN					WNT/Phill Burman Racing									
1-							2:10.892	4-							2:05.761
2-							2:06.871	5-							2:05.341
3-							6:39.473	6-							2:06.206
17	Tom CARNE					SP125 / TC Racing									
1-	Out	71.2	1:59.080	57.2	30.427	113.2	3:19.552	5-	36.188	87.6	51.618	67.2	27.534	118.1	1:55.340
2-	40.098	77.7	56.832	62.0	In		3:13.642 P	6-	37.403	82.0	53.630	64.5	28.078	118.6	1:59.111
3-	Out	80.8	54.392	64.3	27.918	119.2	2:04.232	7-	34.898	88.7	49.370	75.0	26.237	119.0	1:50.505
4-	37.057	87.3	53.051	64.3	27.703	117.3	1:57.811	8-	34.363	96.0	49.042	73.4	25.931	119.8	1:49.336
18	Paul DOBB					PDR									
1-	Out	65.5	1:03.998	56.8	33.333	94.7	2:22.435	3-	42.916	72.5	58.698	54.3	32.572	98.0	2:14.186
2-	44.251	63.9	1:00.769	54.1	32.949	98.8	2:17.969								
22	Luke HEDGER					C FPW Racing									
1-	Out	86.5	52.996	69.3	27.291	113.0	1:58.984	7-	35.418	96.1	47.709	72.6	25.807	118.4	1:48.934
2-	37.715	86.6	51.237	67.6	27.200	116.3	1:56.152	8-	34.932	94.7	1:53.952	70.8	26.223	117.1	2:55.107
3-	35.423	91.3	49.070	69.5	26.392	113.9	1:50.885	9-	34.378	95.5	47.690	69.8	26.738	117.5	1:48.806
4-	35.290	93.9	48.489	74.6	26.076	117.9	1:49.855	10-	34.831	94.3	47.474	77.8	25.269	119.0	1:47.574
5-	35.050	91.1	49.222	69.2	26.336	118.1	1:50.608	11-	33.761	95.9	48.316	74.4	25.603	117.7	1:47.680
6-	34.426	95.6	47.643	76.4	25.849	117.5	1:47.918								
24	Xavier ZAYAT					C SGR Racing									
1-	Out	55.6	1:01.478	55.8	30.334	107.4	2:17.083	6-	Out	74.0	53.015	68.2	27.806	112.4	2:02.794
2-	41.506	69.4	56.769	62.3	28.853	111.5	2:07.128	7-	35.695	84.6	51.143	66.9	27.059	115.7	1:53.897
3-	40.110	65.9	56.262	63.7	29.708	113.2	2:06.080	8-	36.484	80.3	51.356	66.2	In		3:08.802 P
4-	38.975	71.2	54.353	61.8	28.106	113.0	2:01.434	9-	Out	78.5	51.592	72.9	26.584	115.7	2:00.082
5-	37.261	70.6	52.603	66.2	In		3:37.399 P								
27	Catherine GREEN					RS Racing									
1-	Out	78.5	53.963	66.3	27.259	118.6	2:05.695	5-	34.636	89.6	48.630	73.6	25.807	120.1	1:49.073
2-	36.007	83.2	50.949	66.6	26.236	121.1	1:53.192	6-	34.611	90.2	47.971	73.0	25.644	121.6	1:48.226
3-	35.745	86.8	50.247	66.6	26.623	119.6	1:52.615	7-	34.822	90.1	49.448	63.9	26.693	120.7	1:50.963
4-	34.949	84.3	48.992	70.9	26.114	120.5	1:50.055	8-	34.611	91.7	47.832	75.0	25.675	119.4	1:48.118
28	Bradley RAY					C MG / FAB-Racing									
1-	Out	81.8	53.177	59.0	In		3:08.759 P	6-	34.362	94.9	49.906	68.8	26.633	117.3	1:50.901
2-	Out	81.2	51.616	67.6	28.344	115.9	2:00.722	7-	34.348	88.3	51.857	54.2	In		2:38.241 P
3-	35.709	92.3	48.950	63.8	27.831	116.5	1:52.490	8-	Out	91.2	47.850	76.2	25.393	117.9	1:50.513

Weather / Track : Cloudy / Wet

Brands Hatch GP
Circuit Length = 2.4333 miles
Start: 09:00 End: 09:22

MCRCB BULLETIN TK002

2012 Monster Energy British Motostar Championship & Motostar Cup

FREE PRACTICE 1 - SECTOR ANALYSIS

4 -	35.052	88.8	48.615	69.5	26.415	115.9	1:50.082	9 -	32.975	93.6	47.023	72.3	25.326	117.7	1:45.324
5 -	34.449	90.8	48.598	63.9	26.445	117.3	1:49.492	10 -	32.500	95.6	46.531	78.3	24.981	117.9	1:44.012
33	Joe IRVING C e3 motorsport														
1 -	Out	82.3	56.151	62.6	27.871	115.3	2:07.694	6 -	35.588	94.4	49.438	70.6	26.940	114.7	1:51.966
2 -	38.239	88.1	52.674	64.7	27.246	116.7	1:58.159	7 -	35.551	92.2	49.083	75.3	26.213	116.7	1:50.847
3 -	37.155	86.7	51.124	65.8	27.164	116.7	1:55.443	8 -	35.012	93.5	48.761	74.2	26.261	117.1	1:50.034
4 -	36.801	89.2	49.972	69.0	26.837	117.5	1:53.610	9 -	34.829	95.3	48.463	71.6	26.171	118.8	1:49.463
5 -	35.849	92.3	49.821	69.5	26.614	116.3	1:52.284								
34	Jordan WEAVING C SP125 / Jordan Racing														
1 -	Out	68.2	1:02.940	58.2	30.926	103.1	2:18.216	5 -	37.977	79.7	54.044	69.7	27.871	113.7	1:59.892
2 -	40.636	74.9	58.980	65.4	29.649	105.8	2:09.265	6 -	38.198	84.0	52.544	67.7	28.090	113.6	1:58.832
3 -	39.506	81.2	54.417	67.2	28.942	107.5	2:02.865	7 -	38.702	82.6	54.341	71.4	28.779	107.7	2:01.822
4 -	39.472	79.0	54.639	66.2	28.202	113.7	2:02.313	8 -	38.952	81.4	55.001	65.7	27.628	111.7	2:01.581
35	Elliot LODGE SP125 / SpikeRacing														
1 -	Out	68.3	1:03.167	56.6	32.669	92.9	2:22.024	6 -	38.996	78.3	53.575	63.7	28.407	108.4	2:00.978
2 -	42.413	74.0	1:00.077	59.2	31.022	102.5	2:13.512	7 -	37.348	81.0	52.980	66.1	27.899	109.3	1:58.227
3 -	42.215	65.8	57.999	62.3	29.838	102.6	2:10.052	8 -	37.066	83.0	52.262	65.0	27.479	111.7	1:56.807
4 -	39.551	72.7	57.018	63.2	30.245	105.5	2:06.814	9 -	35.660	84.2	50.445	70.9	27.039	109.7	1:53.144
5 -	38.660	77.3	54.156	64.0	29.360	107.5	2:02.176								
36	Bradley HUGHES C Repli-Cast UK / RCS Racing														
1 -	Out	63.2	1:08.235	54.8	33.440	86.1	2:31.938	6 -	39.562	75.4	57.335	58.1	In		4:13.519 P
2 -	44.227	69.0	59.817	60.8	31.564	90.7	2:15.608	7 -	Out	68.9	56.621	63.7	29.450	109.3	2:07.795
3 -	40.462	77.6	56.408	60.1	29.458	105.5	2:06.328	8 -	39.093	76.9	55.759	60.0	29.662	109.7	2:04.514
4 -	40.594	70.8	55.883	65.0	29.960	101.7	2:06.437	9 -	39.539	80.8	53.098	64.8	28.496	111.3	2:01.133
5 -	39.100	80.8	55.883	63.7	29.416	108.2	2:04.399								
37	Max HUNT Racelab														
1 -	Out	64.5	1:00.741	55.3	30.294	104.7	2:16.927	6 -	36.994	82.1	51.968	67.9	27.204	115.1	1:56.166
2 -	42.093	73.2	57.258	55.7	29.740	108.1	2:09.091	7 -	36.260	84.1	51.400	66.9	27.207	115.3	1:54.867
3 -	40.065	73.6	55.856	60.2	28.995	112.0	2:04.916	8 -	35.650	87.2	50.352	65.3	26.967	115.1	1:52.969
4 -	39.154	75.3	54.544	61.3	28.466	110.4	2:02.164	9 -	35.328	90.3	49.802	72.6	26.445	115.5	1:51.575
5 -	38.388	74.7	54.255	63.8	28.259	113.9	2:00.902								
40	Joe FRANCIS C Banks Racing														
1 -	Out	57.8	1:02.466	59.2	30.202	103.2	2:22.681	7 -	35.018	91.6	48.964	73.7	26.202	116.5	1:50.184
2 -	39.654	77.0	53.872	65.7	27.983	105.5	2:01.509	8 -	34.493	93.7	48.691	74.5	25.915	116.9	1:49.099
3 -	38.330	83.7	53.285	65.8	28.012	113.2	1:59.627	9 -	34.348	95.3	48.614	77.9	25.870	116.5	1:48.832
4 -	38.022	80.6	51.941	70.3	26.948	115.1	1:56.911	10 -	33.904	95.5	47.901	78.3	25.491	117.9	1:47.296
5 -	36.102	87.4	49.887	73.1	26.277	116.7	1:52.266	11 -	33.825	93.6	47.559	79.2	25.468	117.3	1:46.852
6 -	36.251	86.4	49.978	72.7	26.416	115.9	1:52.645								
41	Jake BAYFORD C j4ke.com														
1 -	Out	64.2	1:00.422	53.0	30.313	105.8	2:57.178	6 -	37.572	80.1	52.802	62.3	27.499	114.7	1:57.873
2 -	40.671	68.5	57.683	56.1	28.896	111.8	2:07.250	7 -	37.103	82.2	52.860	66.8	27.316	114.7	1:57.279
3 -	39.776	75.8	55.529	60.6	29.074	113.7	2:04.379	8 -	36.932	72.7	52.284	64.0	28.663	113.7	1:57.879
4 -	40.454	72.5	54.967	58.9	28.653	111.5	2:04.074	9 -	36.727	86.3	52.545	64.2	27.327	116.5	1:56.599
5 -	37.916	84.8	53.237	63.5	28.109	113.9	1:59.262	10 -	36.432	88.5	50.667	69.5	26.851	116.1	1:53.950
42	James HOBSON C Two 4 Motorsport														
1 -	Out	71.8	58.261	59.9	29.639	110.4	2:11.154	6 -	38.273	77.9	53.059	66.2	28.471	114.5	1:59.803
2 -	38.687	73.8	54.418	58.3	29.114	111.7	2:02.219	7 -	37.001	86.6	51.893	63.9	28.135	113.9	1:57.029
3 -	38.375	79.4	53.359	62.7	28.772	112.0	2:00.506	8 -	37.486	86.1	51.653	66.1	27.918	113.2	1:57.057
4 -	38.617	79.6	53.341	64.2	28.855	111.7	2:00.813	9 -	37.461	86.0	51.599	68.7	28.697	112.2	1:57.757
5 -	37.672	83.6	52.554	66.1	28.622	111.5	1:58.848								
43	Arnie SHELTON Shelton Racing														
1 -	Out	76.4	57.529	57.9	29.262	112.2	2:09.407	5 -	35.993	86.7	51.894	67.4	28.188	109.5	1:56.075
2 -	39.477	73.3	55.371	59.5	28.986	110.7	2:03.834	6 -	36.958	85.4	51.232	72.9	26.923	113.6	1:55.113

Brands Hatch GP
Circuit Length = 2.4333 miles
Start: 09:00 End: 09:22

Weather / Track : Cloudy / Wet

MCRCB BULLETIN TK002

2012 Monster Energy British Motostar Championship & Motostar Cup

FREE PRACTICE 1 - SECTOR ANALYSIS

3 -	37.652	83.5	53.873	64.1	28.196	111.1	1:59.721	7 -	34.589	92.2	49.590	71.5	26.463	114.7	1:50.642
4 -	36.528	87.8	52.309	69.3	27.330	113.0	1:56.167								
52	Tommy PHILP C Berkshire Motorcycle Centre														
1 -	Out	54.9	1:09.628	56.3	34.335	79.7	2:32.451	6 -	34.892	91.1	49.763	71.3	26.649	114.9	1:51.304
2 -	41.037	69.5	1:01.832	64.9	31.887	88.8	2:14.756	7 -	33.965	92.2	49.123	75.9	26.264	115.5	1:49.352
3 -	40.244	70.4	53.855	61.7	29.076	103.6	2:03.175	8 -	34.414	90.3	49.271	71.5	26.165	115.1	1:49.850
4 -	35.908	89.7	50.901	69.1	26.634	115.3	1:53.443	9 -	35.136	90.8	50.007	74.4	26.290	113.7	1:51.433
5 -	34.683	89.8	50.894	65.3	27.229	115.5	1:52.806	10 -	34.149	92.7	48.900	75.1	26.023	113.2	1:49.072
57	Oliver FITZPATRICK C FitzPatrick57														
1 -	Out	58.0	1:09.496	54.9	In		10:07.324 P	4 -	37.168	82.5	52.651	66.3	27.414	119.0	1:57.233
2 -	Out	37.1	In		In		3:14.400 P	5 -	36.392	88.3	52.718	63.9	26.882	118.8	1:55.992
3 -	Out	79.6	55.926	65.5	29.543	117.7	2:07.033	6 -	36.147	83.9	51.091	65.5	26.612	119.0	1:53.850
64	Asher DURHAM C Pr1moracing.co.uk														
1 -	Out	55.4	1:15.354	49.7	In		8:55.202 P	3 -	41.426	78.0	55.341	56.2	28.640	113.4	2:05.407
2 -	Out	68.5	59.793	58.7	30.600	103.7	2:19.450	4 -	38.467	81.4	54.592	60.9	28.137	115.5	2:01.196
71	David WALES C TAD Racing														
1 -							2:27.555	4 -							2:13.711
2 -							2:19.416	5 -							2:08.328
3 -							6:20.399	6 -							2:05.969
72	Ricky TARREN RST Racing														
1 -	Out	63.4	1:02.876	58.6	31.280	92.7	2:21.000	6 -	37.606	77.1	52.933	69.4	27.880	110.2	1:58.419
2 -	42.452	70.2	59.696	62.1	30.792	101.1	2:12.940	7 -	36.604	83.0	50.801	70.8	27.076	111.1	1:54.481
3 -	39.284	74.3	54.589	67.2	28.368	102.6	2:02.241	8 -	36.290	83.3	51.008	71.5	27.159	110.6	1:54.457
4 -	37.700	80.5	51.957	68.9	27.470	106.4	1:57.127	9 -	36.977	70.3	51.568	70.0	28.455	110.6	1:57.000
5 -	37.974	77.9	53.037	69.7	27.668	106.7	1:58.679								
77	Kyle RYDE C Metmachex SHR Wilson Craig Honda														
1 -	Out	79.1	54.808	58.7	28.436	111.5	2:05.268	6 -	35.911	90.2	50.015	68.3	26.865	117.1	1:52.791
2 -	37.773	86.7	52.814	64.0	27.634	116.3	1:58.221	7 -	35.735	89.8	49.938	68.6	26.512	117.3	1:52.185
3 -	37.267	85.6	51.649	65.5	27.119	117.9	1:56.035	8 -	35.927	91.3	49.190	71.9	25.939	119.2	1:51.056
4 -	36.299	89.2	50.639	63.9	27.430	117.5	1:54.368	9 -	35.629	90.2	48.747	72.9	25.957	119.0	1:50.333
5 -	35.344	92.7	50.647	67.9	26.847	117.1	1:52.838	10 -	34.612	94.5	47.984	76.3	25.878	117.7	1:48.474
80	Callum BEY C RCD Motorsport														
1 -	Out	72.7	1:04.433	58.1	In		4:09.817 P	3 -	41.383	73.6	58.602	64.2	29.992	107.2	2:09.977
2 -	Out	74.9	59.247	62.7	31.379	106.0	2:13.351	4 -	39.390	78.4	56.974	63.9	In		4:28.713 P
81	Ryan WATSON C Watson / Work Racing														
1 -	Out	72.4	56.042	59.2	28.531	113.7	2:07.362	4 -	35.930	86.6	49.908	69.3	26.745	115.7	1:52.583
2 -	37.489	77.9	51.732	65.7	27.693	114.7	1:56.914	5 -	35.972	81.0	50.533	67.4	26.674	115.5	1:53.179
3 -	36.125	88.0	50.328	64.1	27.469	116.1	1:53.922								
91	Ian STANFORD Stanford Racing														
1 -	Out	59.8	1:03.088	52.6	33.013	102.5	2:24.400	4 -	40.704	75.3	57.269	61.4	29.634	110.6	2:07.607
2 -	43.138	70.3	58.825	59.7	30.602	92.8	2:12.565	5 -	41.012	77.4	56.215	61.7	29.755	108.8	2:06.982
3 -	41.706	77.2	56.863	63.3	29.646	112.4	2:08.215								
95	Tarran MACKENZIE C Redline KTM														
1 -	Out	67.9	1:04.166	56.7	30.343	112.4	2:25.499	5 -	37.179	85.2	51.918	69.0	27.224	117.1	1:56.321
2 -	42.493	73.7	56.817	64.8	28.888	115.1	2:08.198	6 -	36.161	91.1	52.223	64.5	27.017	116.9	1:55.401
3 -	39.482	87.2	53.975	68.8	27.882	114.9	2:01.339	7 -	35.476	93.7	50.118	70.0	26.683	115.5	1:52.277
4 -	37.988	83.4	52.584	66.0	28.050	116.1	1:58.622	8 -	35.690	88.8	49.515	78.0	26.077	116.7	1:51.282
164	Anthony ALONSO C SP125 / BARF Racing														
1 -	Out	64.2	1:07.756	52.8	33.789	81.0	2:33.535	6 -	37.574	82.1	54.312	72.5	27.524	111.8	1:59.410
2 -	44.369	71.9	1:05.358	55.9	31.528	96.6	2:21.255	7 -	37.381	80.8	51.768	68.7	27.003	112.8	1:56.152
3 -	41.909	71.3	59.957	57.5	29.331	102.8	2:11.197	8 -	35.905	85.1	50.769	73.7	26.778	114.1	1:53.452

Brands Hatch GP
Circuit Length = 2.4333 miles
Start: 09:00 End: 09:22

Weather / Track : Cloudy / Wet

MCRCB BULLETIN TK002

2012 Monster Energy British Motostar Championship & Motostar Cup

FREE PRACTICE 1 - SECTOR ANALYSIS

4 -	39.986	74.2	56.911	61.9	29.075	105.8	2:05.972	9 -	35.264	91.8	49.799	76.0	26.390	114.5	1:51.453	
5 -	38.233	75.2	54.371	67.6	28.005	108.2	2:00.609									
191	Andrew FISHER							C	Fisher Racing							
1 -	Out	66.0	1:07.213	56.4	31.369	103.7	2:28.588	6 -	37.338	86.1	51.878	72.3	28.250	110.4	1:57.466	
2 -	41.549	75.2	57.533	65.0	29.417	109.7	2:08.499	7 -	36.617	90.3	51.207	72.9	27.749	110.2	1:55.573	
3 -	38.944	76.6	55.395	62.3	30.338	108.9	2:04.677	8 -	36.136	92.8	50.580	71.9	27.222	111.8	1:53.938	
4 -	39.361	83.6	54.740	67.7	28.815	110.0	2:02.916	9 -	36.649	93.5	50.240	76.1	27.117	111.7	1:54.006	
5 -	37.953	88.8	52.172	74.9	28.369	110.4	1:58.494	10 -	36.157	94.0	50.977	73.2	27.323	108.6	1:54.457	

Weather / Track : Cloudy / Wet

Brands Hatch GP
 Circuit Length = 2.4333 miles
 Start: 09:00 End: 09:22

MCRCB BULLETIN TK003

2012 Monster Energy British Motostar Championship & Motostar Cup FREE PRACTICE 1 - SPEED TRAPS

SECTOR 1				SECTOR 2			FINISH LINE		
POS	NO	NAME	MPH	NO	NAME	MPH	NO	NAME	MPH
1	22	Luke HEDGER	96.1	10	Peter SUTHERLAND	80.4	27	Catherine GREEN	121.6
2	17	Tom CARNE	96.0	40	Joe FRANCIS	79.2	10	Peter SUTHERLAND	120.7
3	28	Bradley RAY	95.6	28	Bradley RAY	78.3	17	Tom CARNE	119.8
4	40	Joe FRANCIS	95.5	95	Tarran MACKENZIE	78.0	77	Kyle RYDE	119.2
5	33	Joe IRVING	95.3	22	Luke HEDGER	77.8	22	Luke HEDGER	119.0
6	77	Kyle RYDE	94.5	77	Kyle RYDE	76.3	57	Oliver FITZPATRICK	119.0
7	191	Andrew FISHER	94.0	191	Andrew FISHER	76.1	33	Joe IRVING	118.8
8	95	Tarran MACKENZIE	93.7	164	Anthony ALONSO	76.0	28	Bradley RAY	117.9
9	4	Philip WAKEFIELD	93.5	52	Tommy PHILP	75.9	40	Joe FRANCIS	117.9
10	10	Peter SUTHERLAND	93.3	4	Philip WAKEFIELD	75.8	95	Tarran MACKENZIE	117.1
11	52	Tommy PHILP	92.7	33	Joe IRVING	75.3	41	Jake BAYFORD	116.5
12	43	Arnie SHELTON	92.2	17	Tom CARNE	75.0	81	Ryan WATSON	116.1
13	164	Anthony ALONSO	91.8	27	Catherine GREEN	75.0	11	Joseph THOMAS	115.9
14	27	Catherine GREEN	91.7	24	Xavier ZAYAT	72.9	24	Xavier ZAYAT	115.7
15	37	Max HUNT	90.3	43	Arnie SHELTON	72.9	37	Max HUNT	115.5
16	41	Jake BAYFORD	90.2	37	Max HUNT	72.6	52	Tommy PHILP	115.5
17	57	Oliver FITZPATRICK	88.3	72	Ricky TARREN	71.5	64	Asher DURHAM	115.5
18	81	Ryan WATSON	88.0	34	Jordan WEAVING	71.4	4	Philip WAKEFIELD	115.1
19	11	Joseph THOMAS	86.8	35	Elliot LODGE	70.9	43	Arnie SHELTON	114.7
20	42	James HOBSON	86.6	11	Joseph THOMAS	70.2	42	James HOBSON	114.5
21	24	Xavier ZAYAT	84.6	41	Jake BAYFORD	69.5	164	Anthony ALONSO	114.5
22	34	Jordan WEAVING	84.4	81	Ryan WATSON	69.3	34	Jordan WEAVING	113.7
23	35	Elliot LODGE	84.2	42	James HOBSON	68.7	91	Ian STANFORD	112.4
24	72	Ricky TARREN	83.3	57	Oliver FITZPATRICK	66.3	191	Andrew FISHER	111.8
25	64	Asher DURHAM	82.3	36	Bradley HUGHES	65.0	36	Bradley HUGHES	111.3
26	36	Bradley HUGHES	80.8	80	Callum BEY	64.2	35	Elliot LODGE	111.1
27	80	Callum BEY	78.4	91	Ian STANFORD	63.3	72	Ricky TARREN	111.1
28	91	Ian STANFORD	77.4	64	Asher DURHAM	60.9	80	Callum BEY	107.2
29	18	Paul DOBB	72.5	18	Paul DOBB	56.8	18	Paul DOBB	98.8
30									
31									

Weather / Track : Cloudy / Wet

Brands Hatch GP
Circuit Length = 2.4333 miles
Start: 09:00 End: 09:22

MCRCB BULLETIN TK004

2012 Monster Energy British Motostar Championship & Motostar Cup FREE PRACTICE 1 - BEST SECTOR TIMES

SECTOR 1			SECTOR 2			SECTOR 3			IDEAL / BEST COMPARISON						
POS	NO	NAME	TIME	NO	NAME	TIME	NO	NAME	TIME	POS	NO	NAME	IDEAL	BEST	DIFF
1	28	RAY	32.500	28	RAY	46.531	10	SUTHERLAND	24.973	1	28	RAY	1:44.012	1:44.012	0.000
2	22	HEDGER	33.761	10	SUTHERLAND	46.960	28	RAY	24.981	2	10	SUTHERLAND	1:45.803	1:46.089	0.286
3	40	FRANCIS	33.825	22	HEDGER	47.474	22	HEDGER	25.269	3	22	HEDGER	1:46.504	1:47.574	1.070
4	10	SUTHERLAND	33.870	40	FRANCIS	47.559	40	FRANCIS	25.468	4	40	FRANCIS	1:46.852	1:46.852	0.000
5	52	PHILP	33.965	27	GREEN	47.832	27	GREEN	25.644	5	27	GREEN	1:48.087	1:48.118	0.031
6	17	CARNE	34.363	77	RYDE	47.984	77	RYDE	25.878	6	77	RYDE	1:48.474	1:48.474	0.000
7	43	SHELTON	34.589	33	IRVING	48.463	17	CARNE	25.931	7	52	PHILP	1:48.888	1:49.072	0.184
8	27	GREEN	34.611	52	PHILP	48.900	52	PHILP	26.023	8	17	CARNE	1:49.336	1:49.336	0.000
9	77	RYDE	34.612	17	CARNE	49.042	95	MACKENZIE	26.077	9	33	IRVING	1:49.463	1:49.463	0.000
10	4	WAKEFIELD	34.758	4	WAKEFIELD	49.394	4	WAKEFIELD	26.143	10	4	WAKEFIELD	1:50.295	1:50.295	0.000
11	33	IRVING	34.829	95	MACKENZIE	49.515	33	IRVING	26.171	11	43	SHELTON	1:50.642	1:50.642	0.000
12	164	ALONSO	35.264	43	SHELTON	49.590	164	ALONSO	26.390	12	95	MACKENZIE	1:51.068	1:51.282	0.214
13	37	HUNT	35.328	164	ALONSO	49.799	37	HUNT	26.445	13	164	ALONSO	1:51.453	1:51.453	0.000
14	95	MACKENZIE	35.476	37	HUNT	49.802	43	SHELTON	26.463	14	37	HUNT	1:51.575	1:51.575	0.000
15	35	LODGE	35.660	81	WATSON	49.908	24	ZAYAT	26.584	15	81	WATSON	1:52.512	1:52.583	0.071
16	24	ZAYAT	35.695	191	FISHER	50.240	57	FITZPATRICK	26.612	16	35	LODGE	1:53.144	1:53.144	0.000
17	81	WATSON	35.930	35	LODGE	50.445	81	WATSON	26.674	17	24	ZAYAT	1:53.422	1:53.897	0.475
18	191	FISHER	36.136	41	BAYFORD	50.667	41	BAYFORD	26.851	18	191	FISHER	1:53.493	1:53.938	0.445
19	57	FITZPATRICK	36.147	72	TARREN	50.801	35	LODGE	27.039	19	57	FITZPATRICK	1:53.850	1:53.850	0.000
20	72	TARREN	36.290	57	FITZPATRICK	51.091	72	TARREN	27.076	20	41	BAYFORD	1:53.950	1:53.950	0.000
21	41	BAYFORD	36.432	24	ZAYAT	51.143	191	FISHER	27.117	21	72	TARREN	1:54.167	1:54.457	0.290
22	11	THOMAS	36.630	42	HOBSON	51.599	11	THOMAS	27.203	22	11	THOMAS	1:55.532	1:55.532	0.000
23	42	HOBSON	37.001	11	THOMAS	51.699	34	WEAVING	27.628	23	42	HOBSON	1:56.518	1:57.029	0.511
24	64	DURHAM	37.484	34	WEAVING	52.544	42	HOBSON	27.918	24	34	WEAVING	1:58.149	1:58.832	0.683
25	34	WEAVING	37.977	36	HUGHES	53.098	64	DURHAM	28.137	25	64	DURHAM	2:00.213	2:01.196	0.983
26	36	HUGHES	39.093	64	DURHAM	54.592	36	HUGHES	28.496	26	36	HUGHES	2:00.687	2:01.133	0.446
27	80	BEY	39.390	91	STANFORD	56.215	91	STANFORD	29.634	27	80	BEY	2:06.356	2:09.977	3.621
28	91	STANFORD	40.704	80	BEY	56.974	80	BEY	29.992	28	91	STANFORD	2:06.553	2:06.982	0.429
29	18	DOBB	42.916	18	DOBB	58.698	18	DOBB	32.572	29	18	DOBB	2:14.186	2:14.186	0.000
30	13	BURMAN		13	BURMAN		13	BURMAN		30	13	BURMAN		2:05.341	0.000
31	71	WALES		71	WALES		71	WALES		31	71	WALES		2:05.969	0.000

Perfect Lap	1:44.004
-------------	----------

Weather / Track : Cloudy / Wet

Brands Hatch GP
Circuit Length = 2.4333 miles
Start: 09:00 End: 09:22



MCRCB BULLETIN TK029

2012 Monster Energy British Motostar Championship & Motostar Cup FREE PRACTICE 2 - CLASSIFICATION

POS	NO	CL	NAME	ENTRY	TIME	ON	LAPS	GAP	DIFF	MPH
1	28	C	Bradley RAY	Honda - MG / FAB-Racing	1:36.620	10	10			90.66
2	17		Tom CARNE	Honda - SP125 / TC Racing	1:37.498	11	12	0.878	0.878	89.84
3	22	C	Luke HEDGER	Luyten Honda - FPW Racing	1:37.707	11	11	1.087	0.209	89.65
4	95	C	Tarran MACKENZIE	KTM - Redline KTM	1:37.992	10	10	1.372	0.285	89.39
5	34	C	Jordan WEAIVING	Honda - SP125 / Jordan Racing	1:38.297	11	11	1.677	0.305	89.11
6	40	C	Joe FRANCIS	Honda - Banks Racing	1:38.379	12	12	1.759	0.082	89.04
7	77	C	Kyle RYDE	Honda - Metmachex SHR Wilson Craig Honda	1:38.573	11	12	1.953	0.194	88.86
8	10		Peter SUTHERLAND	Aprilia - Kinpac Racing	1:38.599	7	10	1.979	0.026	88.84
9	4		Philip WAKEFIELD	Seel - PWR / Sandbach Scrap Metal	1:38.909	11	11	2.289	0.310	88.56
10	57	C	Oliver FITZPATRICK	Honda - FitzPatrick57	1:39.880	12	12	3.260	0.971	87.70
11	80	C	Callum BEY	Honda - RCD Motorsport	1:39.895	11	11	3.275	0.015	87.69
12	37		Max HUNT	Honda - Racelab	1:40.127	11	11	3.507	0.232	87.48
13	52	C	Tommy PHILP	Honda - Berkshire Motorcycle Centre	1:40.167	9	11	3.547	0.040	87.45
14	27		Catherine GREEN	Seel Honda - RS Racing	1:40.179	10	11	3.559	0.012	87.44
15	43		Arnie SHELTON	Honda - Shelton Racing	1:40.570	6	12	3.950	0.391	87.10
16	36	C	Bradley HUGHES	RCS - Repli-Cast UK / RCS Racing	1:41.433	4	6	4.813	0.863	86.36
17	81	C	Ryan WATSON	Honda - Watson / Work Racing	1:41.658	8	10	5.038	0.225	86.16
18	24	C	Xavier ZAYAT	Honda - SGR Racing	1:42.180	9	9	5.560	0.522	85.72
19	35		Elliot LODGE	Honda - SP125 / SpikeRacing	1:42.249	11	11	5.629	0.069	85.67
20	41	C	Jake BAYFORD	Honda - j4ke.com	1:42.310	10	11	5.690	0.061	85.62
21	33	C	Joe IRVING	Honda - e3 motorsport	1:42.635	2	2	6.015	0.325	85.34
22	164	C	Anthony ALONSO	Honda - SP125 / BARF Racing	1:43.187	11	11	6.567	0.552	84.89
23	191	C	Andrew FISHER	Honda - Fisher Racing	1:43.398	10	11	6.778	0.211	84.71
24	13		Sam BURMAN	Honda - WNT/Phill Burman Racing	1:44.755	10	12	8.135	1.357	83.62
25	42	C	James HOBSON	Honda - Two 4 Motorsport	1:45.200	11	11	8.580	0.445	83.26
26	64	C	Asher DURHAM	Honda - Pr1moracing.co.uk	1:45.491	9	10	8.871	0.291	83.03
27	91		Ian STANFORD	Honda - Stanford Racing	1:45.798	9	11	9.178	0.307	82.79
28	18		Paul DOBB	Honda - PDR	1:46.192	9	10	9.572	0.394	82.49

QUALIFYING LAPTIME (110% of 1:36.620) = 1:46.282

DNQ	11	C	Joseph THOMAS	Honda - Moto UK Racing	1:47.939	4	5	11.319	1.747	81.15
DNQ	71	C	David WALES	Honda - TAD Racing	1:52.214	6	11	15.594	4.275	78.06
DNQ	72		Ricky TARREN	Honda - RST Racing		0	0			

Weather / Track : Sunny / Dry

These results are provisional until the conclusion of any judicial and technical matters.

Brands Hatch GP

Circuit Length = 2.4333 miles

Start: 13:25 End: 13:46

Race Director :

Stewards :

Timekeeper :

MCRCB BULLETIN TK030

2012 Monster Energy British Motostar Championship & Motostar Cup

FREE PRACTICE 2 - SECTOR ANALYSIS

4	Philip WAKEFIELD												PWR / Sandbach Scrap Metal					
1-	Out	82.5	50.331	74.7	26.096	111.7	1:59.676	7-	32.809	97.3	45.720	86.7	24.078	119.6	1:42.607			
2-	33.049	94.3	47.305	82.3	24.876	117.9	1:45.230	8-	31.692	99.9	45.042	82.5	24.778	122.9	1:41.512			
3-	32.669	98.1	45.531	84.2	24.604	120.3	1:42.804	9-	31.593	100.2	44.524	89.4	23.921	120.1	1:40.038			
4-	32.450	96.4	46.037	85.8	24.641	110.4	1:43.128	10-	31.287	99.4	44.383	88.1	23.790	119.2	1:39.460			
5-	32.699	97.1	45.578	84.6	In		3:37.601 P	11-	31.301	100.3	43.893	91.1	23.715	120.1	1:38.909			
6-	Out	86.3	46.944	81.4	24.966	119.2	1:52.336											
10	Peter SUTHERLAND												Kinpac Racing					
1-	32.616	97.5	44.643	80.8	24.621	121.8	1:41.880	6-	31.766	96.3	44.024	87.7	23.573	121.6	1:39.363			
2-	31.822	98.1	44.467	92.3	27.041	121.8	1:43.330	7-	31.272	98.7	43.861	88.8	23.466	121.6	1:38.599			
3-	31.451	95.1	44.709	86.6	23.985	121.6	1:40.145	8-	31.321	94.3	47.757	80.2	In		3:43.203 P			
4-	31.334	99.6	44.075	86.7	23.571	121.4	1:38.980	9-	Out	92.2	46.618	85.1	24.467	121.1	1:44.468			
5-	31.211	98.8	44.399	88.1	23.753	121.1	1:39.363	10-	31.629	99.0	44.474	85.2	23.699	122.7	1:39.802			
11	Joseph THOMAS												C Moto UK Racing					
1-	Out	79.8	50.485	70.1	25.884	117.1	1:54.780	4-	33.629	93.9	48.700	69.6	25.610	117.9	1:47.939			
2-	35.634	81.1	50.372	73.5	25.885	117.1	1:51.891	5-	34.160	90.4	48.311	74.9	25.582	119.0	1:48.053			
3-	34.992	91.2	49.922	72.9	25.858	117.9	1:50.772											
13	Sam BURMAN												WNT/Phill Burman Racing					
1-	Out	93.3	49.132	77.0	26.308	120.3	1:52.519	7-	33.528	97.3	47.314	81.2	25.479	118.6	1:46.321			
2-	34.886	89.7	49.813	73.7	26.106	117.9	1:50.805	8-	33.558	96.7	47.022	78.9	25.471	118.1	1:46.051			
3-	34.670	94.4	47.854	79.1	25.325	119.4	1:47.849	9-	33.583	96.7	47.457	78.2	24.942	119.6	1:45.982			
4-	33.783	94.1	47.623	80.1	25.008	120.5	1:46.414	10-	33.081	97.8	46.885	81.3	24.789	119.8	1:44.755			
5-	33.563	96.1	47.611	76.4	25.270	119.0	1:46.444	11-	33.029	97.7	46.733	80.7	25.121	118.1	1:44.883			
6-	33.310	96.0	48.862	80.6	25.140	118.6	1:47.312	12-	34.513	93.2	47.854	76.1	25.272	117.9	1:47.639			
17	Tom CARNE												SP125 / TC Racing					
1-	Out	93.1	49.447	63.5	25.696	121.8	1:51.685	7-	31.529	99.0	44.068	84.7	23.824	122.5	1:39.421			
2-	33.111	96.1	47.477	69.3	24.995	123.4	1:45.583	8-	31.646	99.6	45.666	83.7	24.138	121.6	1:41.450			
3-	33.122	97.5	45.871	75.1	25.094	121.8	1:44.087	9-	31.521	100.2	44.319	83.1	23.720	122.9	1:39.560			
4-	31.842	99.7	45.172	84.4	23.927	122.2	1:40.941	10-	31.315	101.2	44.385	85.6	23.672	124.0	1:39.372			
5-	31.398	98.4	45.447	80.3	24.339	122.2	1:41.184	11-	30.876	100.8	43.218	87.3	23.404	123.8	1:37.498			
6-	31.491	100.0	44.836	85.1	23.955	121.8	1:40.282	12-	30.845	101.1	43.479	87.0	23.368	123.8	1:37.692			
18	Paul DOBB												PDR					
1-	Out	80.3	53.690	70.4	28.749	100.5	2:01.176	6-	35.230	86.0	49.251	69.5	26.035	111.5	1:50.516			
2-	36.637	83.3	52.884	71.6	27.029	105.7	1:56.550	7-	35.191	86.3	49.338	72.9	25.515	116.1	1:50.044			
3-	36.401	82.7	52.119	67.4	27.256	108.2	1:55.776	8-	33.818	91.6	47.760	73.5	24.993	115.3	1:46.571			
4-	35.822	85.4	49.368	75.6	26.288	108.1	1:51.478	9-	33.669	90.6	47.754	76.3	24.769	117.1	1:46.192			
5-	35.123	86.9	50.559	67.4	26.366	110.0	1:52.048	10-	35.125	91.1	47.657	75.2	25.202	114.3	1:47.984			
22	Luke HEDGER												C FPW Racing					
1-	Out	96.1	44.862	81.5	23.906	120.7	1:40.762	7-	31.016	97.4	44.026	90.1	In		3:16.961 P			
2-	32.147	96.7	44.236	87.3	23.554	121.1	1:39.937	8-	Out	98.4	44.742	84.3	23.659	122.9	1:42.801			
3-	31.377	97.1	43.742	87.6	23.649	120.5	1:38.768	9-	31.823	96.3	44.247	88.5	23.533	122.0	1:39.603			
4-	31.400	97.1	43.902	87.7	23.557	120.1	1:38.859	10-	30.871	99.7	43.739	88.3	23.749	121.1	1:38.359			
5-	30.911	97.5	43.609	85.4	23.922	119.6	1:38.442	11-	30.897	99.4	43.561	88.0	23.249	121.1	1:37.707			
6-	30.970	98.0	43.874	85.7	23.663	120.5	1:38.507											
24	Xavier ZAYAT												C SGR Racing					
1-	Out	81.5	49.066	74.0	25.293	117.9	1:52.540	6-	Out	91.9	48.223	71.9	24.764	118.8	1:51.494			
2-	33.778	90.7	46.669	77.7	24.796	119.2	1:45.243	7-	32.357	95.3	45.969	83.1	24.494	118.4	1:42.820			
3-	33.475	89.6	48.294	78.2	24.916	117.7	1:46.685	8-	33.113	96.3	46.835	83.9	24.537	119.8	1:44.485			
4-	32.893	94.5	46.336	81.4	24.516	118.6	1:43.745	9-	32.522	96.0	45.540	83.3	24.118	120.9	1:42.180			
5-	32.623	94.5	46.681	77.7	In		2:56.317 P											
27	Catherine GREEN												RS Racing					
1-	Out	81.2	47.113	74.0	24.655	119.2	1:51.318	7-	32.224	96.3	44.715	83.3	23.812	123.8	1:40.751			
2-	32.981	96.8	46.457	78.3	24.256	122.5	1:43.694	8-	32.232	93.1	44.593	85.5	In		3:25.654 P			

Weather / Track : Sunny / Dry

Brands Hatch GP
Circuit Length = 2.4333 miles
Start: 13:25 End: 13:46

MCRCB BULLETIN TK030

2012 Monster Energy British Motostar Championship & Motostar Cup

FREE PRACTICE 2 - SECTOR ANALYSIS

3 -	33.546	89.6	47.280	82.4	24.079	124.3	1:44.905	9 -	Out	91.4	46.111	84.4	24.283	124.5	1:46.572																
4 -	32.452	98.3	45.229	82.1	23.927	123.4	1:41.608	10 -	31.853	98.4	44.617	86.0	23.709	123.6	1:40.179																
5 -	31.870	99.3	45.269	88.0	23.994	121.4	1:41.073	11 -	31.863	97.5	44.649	85.5	23.897	123.8	1:40.409																
6 -	31.981	96.0	44.932	89.5	23.917	122.0	1:40.830																								
28	Bradley RAY															C	MG / FAB-Racing														
1 -	Out	88.1	45.668	79.5	24.057	120.3	1:43.875	6 -	Out	96.4	44.206	82.5	23.973	119.8	1:43.561																
2 -	30.825	98.1	44.107	81.1	23.632	120.3	1:38.564	7 -	30.682	98.7	43.224	87.4	23.058	122.2	1:36.964																
3 -	30.837	98.4	44.007	83.8	23.535	120.9	1:38.379	8 -	30.664	98.4	43.349	82.3	In		2:14.855 P																
4 -	30.605	98.5	43.578	88.1	23.362	120.5	1:37.545	9 -	Out	95.7	44.208	84.9	23.480	119.8	1:41.141																
5 -	31.946	94.8	46.476	74.7	In		2:29.188 P	10 -	30.182	99.1	43.286	88.9	23.152	120.3	1:36.620																
33	Joe IRVING															C	e3 motorsport														
1 -	Out	92.2	47.583	65.8	25.260	121.1	1:49.791	2 -	32.649	97.3	45.781	78.5	24.205	121.1	1:42.635																
34	Jordan WEAVING															C	SP125 / Jordan Racing														
1 -	Out	88.2	48.972	80.0	26.021	112.2	1:52.960	7 -	31.239	98.5	44.924	89.8	24.279	117.7	1:40.442																
2 -	33.784	93.2	47.256	82.4	In		3:04.192 P	8 -	31.757	79.6	53.238	88.0	23.633	122.0	1:48.628																
3 -	Out	91.8	46.845	83.2	24.596	117.5	1:47.419	9 -	31.659	98.5	45.156	88.1	24.118	119.0	1:40.933																
4 -	32.270	96.8	49.247	86.7	24.142	118.8	1:45.659	10 -	31.637	97.7	44.471	87.6	23.509	119.6	1:39.617																
5 -	31.470	98.3	44.905	85.4	23.929	119.6	1:40.304	11 -	30.847	100.2	44.212	87.5	23.238	120.5	1:38.297																
6 -	31.392	98.1	44.913	87.0	23.956	118.6	1:40.261																								
35	Elliot LODGE															C	SP125 / SpikeRacing														
1 -	Out	90.2	48.694	73.9	25.473	115.7	1:50.995	7 -	32.810	95.3	46.245	82.0	24.848	114.7	1:43.903																
2 -	33.083	94.3	47.589	72.6	25.494	116.3	1:46.166	8 -	32.733	94.5	46.609	79.2	24.636	115.3	1:43.978																
3 -	34.006	93.2	47.496	73.0	In		3:31.447 P	9 -	32.298	95.1	46.292	81.7	24.802	115.3	1:43.392																
4 -	Out	88.8	47.786	72.2	25.193	116.1	1:47.615	10 -	32.539	95.9	45.947	84.8	24.407	116.1	1:42.893																
5 -	32.703	95.5	47.603	78.7	24.941	114.7	1:45.247	11 -	32.271	95.3	45.552	84.6	24.426	116.1	1:42.249																
6 -	32.816	94.7	46.716	81.8	24.653	114.7	1:44.185																								
36	Bradley HUGHES															C	Repli-Cast UK / RCS Racing														
1 -	Out	78.0	49.328	77.3	In		10:56.911 P	4 -	32.000	93.7	45.470	86.0	23.963	115.1	1:41.433																
2 -	Out	81.7	50.010	77.5	26.058	116.5	1:58.467	5 -	32.047	94.4	45.940	85.9	24.109	114.3	1:42.096																
3 -	33.184	93.1	46.061	83.0	24.474	115.1	1:43.719	6 -	31.694	95.3	45.815	82.3	24.061	114.5	1:41.570																
37	Max HUNT															C	Racelab														
1 -	Out	90.3	47.979	81.7	25.318	114.5	1:49.601	7 -	31.828	95.9	45.100	88.0	24.312	115.5	1:41.240																
2 -	33.666	93.2	47.027	78.2	24.569	117.1	1:45.262	8 -	31.841	95.5	45.015	86.4	23.997	117.3	1:40.853																
3 -	32.626	94.9	45.467	83.7	24.250	117.1	1:42.343	9 -	31.620	95.2	45.186	83.9	24.000	116.3	1:40.806																
4 -	31.921	96.1	45.303	82.3	24.088	117.1	1:41.312	10 -	31.472	95.5	45.586	84.6	24.227	115.5	1:41.285																
5 -	31.918	93.9	45.110	86.9	24.026	118.1	1:41.054	11 -	31.312	96.4	44.799	85.5	24.016	116.9	1:40.127																
6 -	31.829	92.4	44.618	81.5	23.975	119.4	1:40.422																								
40	Joe FRANCIS															C	Banks Racing														
1 -	Out	94.0	46.958	79.7	24.553	120.1	1:45.952	7 -	31.369	96.4	44.526	86.5	23.591	119.6	1:39.486																
2 -	32.456	95.7	45.754	76.3	24.852	119.6	1:43.062	8 -	30.979	99.0	44.173	88.0	23.666	119.0	1:38.818																
3 -	31.851	97.3	45.668	85.7	24.360	118.4	1:41.879	9 -	31.062	97.5	44.030	88.1	23.512	119.2	1:38.604																
4 -	31.602	98.0	44.886	88.1	24.177	118.8	1:40.665	10 -	31.952	99.1	45.306	82.7	23.939	119.0	1:41.197																
5 -	31.489	97.7	44.529	86.7	23.733	119.2	1:39.751	11 -	31.483	98.3	44.095	87.3	23.698	117.9	1:39.276																
6 -	31.304	98.1	44.162	86.4	23.524	120.9	1:38.990	12 -	30.976	99.3	43.961	88.9	23.502	118.4	1:38.379																
41	Jake BAYFORD															C	j4ke.com														
1 -	Out	88.0	49.021	73.6	25.592	117.7	1:50.893	7 -	32.484	94.9	46.496	77.3	24.252	119.2	1:43.232																
2 -	33.502	92.6	50.028	78.5	24.793	119.4	1:48.323	8 -	32.429	94.3	48.562	77.0	24.815	117.7	1:45.806																
3 -	33.033	92.2	47.408	77.6	24.973	119.4	1:45.414	9 -	32.375	96.0	45.839	79.2	24.487	120.3	1:42.701																
4 -	32.875	93.6	46.787	77.3	24.313	119.6	1:43.975	10 -	32.372	95.3	45.776	85.1	24.162	120.5	1:42.310																
5 -	32.428	94.3	46.417	79.6	24.625	119.8	1:43.470	11 -	33.155	94.7	46.772	76.6	24.856	119.2	1:44.783																
6 -	32.114	94.8	46.503	81.4	24.432	119.2	1:43.049																								
42	James HOBSON															C	Two 4 Motorsport														
1 -	Out	87.0	49.692	72.6	26.842	115.9	1:52.783	7 -	33.856	91.4	47.190	71.1	25.203	119.6	1:46.249																

Weather / Track : Sunny / Dry

Brands Hatch GP
Circuit Length = 2.4333 miles
Start: 13:25 End: 13:46

MCRCB BULLETIN TK030

2012 Monster Energy British Motostar Championship & Motostar Cup

FREE PRACTICE 2 - SECTOR ANALYSIS

2-	35.204	88.5	49.101	71.4	26.039	117.5	1:50.344	8-	33.645	90.6	47.465	75.1	25.562	117.9	1:46.672
3-	35.006	89.0	48.181	75.5	26.021	117.3	1:49.208	9-	33.666	90.7	47.253	74.1	25.487	117.5	1:46.406
4-	34.296	89.5	48.257	73.8	26.033	115.9	1:48.586	10-	33.848	88.9	47.517	74.4	25.449	117.5	1:46.814
5-	34.223	91.8	47.633	74.6	25.883	116.5	1:47.739	11-	33.286	92.2	46.720	73.9	25.194	117.5	1:45.200
6-	33.918	89.7	47.835	73.3	25.690	116.1	1:47.443								
43	Arnie SHELTON			Shelton Racing											
1-	Out	89.0	48.571	77.2	24.930	116.9	1:47.894	7-	31.708	94.3	45.828	85.6	24.330	117.7	1:41.866
2-	32.964	94.3	46.512	80.6	24.649	116.9	1:44.125	8-	32.037	95.5	46.381	84.4	24.196	118.1	1:42.614
3-	32.139	95.1	46.575	79.5	24.656	116.3	1:43.370	9-	31.687	96.1	45.047	86.6	23.915	121.8	1:40.649
4-	31.804	96.0	45.985	84.1	24.410	116.9	1:42.199	10-	31.837	92.6	45.953	86.8	23.960	119.2	1:41.750
5-	31.543	96.7	45.364	85.4	24.301	116.3	1:41.208	11-	31.858	97.0	45.308	87.8	23.968	118.1	1:41.134
6-	31.348	96.8	45.206	87.2	24.016	116.9	1:40.570	12-	31.685	96.3	45.695	86.9	24.100	117.9	1:41.480
52	Tommy PHILP			C Berkshire Motorcycle Centre											
1-	32.329	96.0	45.997	81.8	24.432	117.9	1:42.758	7-	31.222	97.3	44.953	86.7	23.993	116.9	1:40.168
2-	31.709	97.5	45.154	87.2	24.293	116.3	1:41.156	8-	31.283	97.3	45.249	87.3	24.047	115.7	1:40.579
3-	31.555	96.7	45.220	83.0	24.481	116.1	1:41.256	9-	31.319	96.3	44.764	85.9	24.084	115.1	1:40.167
4-	31.458	97.0	45.126	85.5	24.279	115.1	1:40.863	10-	31.500	95.6	44.793	87.0	24.052	115.9	1:40.345
5-	31.481	96.4	45.183	85.9	24.194	114.3	1:40.858	11-	31.453	96.7	44.931	88.9	24.013	116.5	1:40.397
6-	31.676	95.1	45.486	81.8	24.099	116.9	1:41.261								
57	Oliver FITZPATRICK			C FitzPatrick57											
1-	Out	76.3	49.565	70.8	25.502	123.6	1:54.688	7-	32.162	95.1	45.316	80.0	24.227	125.0	1:41.705
2-	33.867	90.2	48.408	75.3	25.115	123.1	1:47.390	8-	32.116	97.8	45.277	80.6	24.114	123.4	1:41.507
3-	33.112	92.4	46.529	77.7	24.414	123.1	1:44.055	9-	32.061	97.5	44.678	82.7	23.924	123.6	1:40.663
4-	32.678	95.9	46.493	77.0	24.450	122.7	1:43.621	10-	32.008	99.6	45.180	77.3	23.981	123.6	1:41.169
5-	32.784	96.8	46.425	79.3	24.266	123.6	1:43.475	11-	31.615	99.1	44.598	81.7	23.799	123.4	1:40.012
6-	36.406	51.0	46.831	74.4	24.440	124.3	1:47.677	12-	31.537	99.7	44.624	82.4	23.719	124.0	1:39.880
64	Asher DURHAM			C Pr1moracing.co.uk											
1-	35.512	85.6	50.277	70.6	25.715	119.6	1:51.504	6-	33.814	88.8	48.458	72.2	25.315	117.1	1:47.587
2-	34.498	90.2	48.673	71.9	25.361	119.8	1:48.532	7-	33.864	92.3	47.671	74.3	25.001	120.1	1:46.536
3-	33.807	85.8	49.100	72.4	25.965	116.9	1:48.872	8-	33.037	93.6	47.926	75.0	24.894	120.1	1:45.857
4-	34.168	88.0	49.148	72.7	25.408	119.4	1:48.724	9-	32.912	91.4	47.610	77.0	24.969	118.6	1:45.491
5-	33.831	89.7	48.658	70.8	25.787	115.1	1:48.276	10-	33.427	92.1	47.130	78.7	25.118	117.5	1:45.675
71	David WALES			C TAD Racing											
1-	Out	75.7	1:00.218	59.7	29.721	104.2	2:15.101	7-	34.795	85.2	50.645	66.1	27.253	109.8	1:52.693
2-	38.680	85.8	56.482	59.4	28.049	105.2	2:03.211	8-	35.019	86.7	51.428	66.6	26.307	111.1	1:52.754
3-	37.616	85.1	53.309	64.3	27.047	107.9	1:57.972	9-	34.659	85.9	51.744	67.3	26.317	109.7	1:52.720
4-	36.047	85.1	52.588	61.7	26.738	109.7	1:55.373	10-	34.407	88.7	51.640	69.0	26.211	111.7	1:52.258
5-	36.450	85.4	52.263	66.6	26.836	110.4	1:55.549	11-	40.026	83.6	52.930	67.6	26.357	110.6	1:59.313
6-	35.044	88.2	50.947	71.0	26.223	109.3	1:52.214								
72	Ricky TARREN			RST Racing											
77	Kyle RYDE			C Metmachex SHR Wilson Craig Honda											
1-	Out	94.5	46.989	70.0	25.256	120.7	1:47.785	7-	Out	98.7	44.746	76.7	23.835	123.8	1:40.672
2-	32.392	94.9	45.953	81.4	24.328	120.7	1:42.673	8-	31.460	98.3	45.115	81.0	23.751	121.1	1:40.326
3-	31.837	99.0	45.836	77.7	24.106	121.6	1:41.779	9-	31.054	100.5	44.502	86.1	23.757	121.1	1:39.313
4-	31.738	98.8	44.746	86.1	23.923	120.7	1:40.407	10-	30.970	99.0	44.056	89.1	23.863	121.4	1:38.889
5-	31.074	99.1	44.165	88.5	23.814	120.5	1:39.053	11-	31.114	98.5	43.845	89.5	23.614	120.9	1:38.573
6-	31.401	96.1	44.686	79.0	In		2:35.684 P	12-	31.032	98.3	44.041	89.1	23.604	120.7	1:38.677
80	Callum BEY			C RCD Motorsport											
1-	Out	93.1	48.160	77.9	25.430	118.8	1:48.392	7-	32.683	96.0	45.576	81.6	In		2:53.164 P
2-	32.883	98.1	47.057	80.3	25.498	117.1	1:45.438	8-	Out	92.8	45.764	82.4	24.620	118.8	1:46.226
3-	32.958	95.6	46.172	77.0	25.167	119.2	1:44.297	9-	31.895	97.3	45.076	88.5	24.673	122.2	1:41.644
4-	32.287	97.1	45.516	84.7	24.257	121.1	1:42.060	10-	31.655	98.4	44.482	89.4	24.141	121.1	1:40.278
5-	31.821	99.1	45.469	84.3	24.302	120.1	1:41.592	11-	31.319	100.0	44.557	88.5	24.019	119.8	1:39.895

Weather / Track : Sunny / Dry

Brands Hatch GP
Circuit Length = 2.4333 miles
Start: 13:25 End: 13:46

MCRCB BULLETIN TK030

2012 Monster Energy British Motostar Championship & Motostar Cup

FREE PRACTICE 2 - SECTOR ANALYSIS

6 -	32.588	94.3	46.786	79.9	24.641	119.4	1:44.015								
81	Ryan WATSON			C Watson / Work Racing											
1 -	Out	87.5	48.477	77.2	24.854	119.8	1:54.841	6 -	32.227	95.2	45.948	81.3	24.438	118.6	1:42.613
2 -	33.532	90.4	46.732	79.6	24.656	119.8	1:44.920	7 -	32.311	95.3	45.638	84.8	24.276	119.2	1:42.225
3 -	32.834	92.9	46.380	80.4	24.693	118.6	1:43.907	8 -	31.756	96.8	45.667	85.2	24.235	119.2	1:41.658
4 -	32.538	94.9	46.104	80.9	24.505	118.6	1:43.147	9 -	32.109	96.4	45.610	84.7	24.285	118.6	1:42.004
5 -	32.728	93.9	45.855	81.5	24.517	118.8	1:43.100	10 -	31.934	96.7	45.734	86.9	24.269	119.0	1:41.937
91	Ian STANFORD			Stanford Racing											
1 -	Out	83.6	50.677	74.1	25.784	117.7	1:55.465	7 -	34.230	92.6	47.722	81.7	25.264	117.7	1:47.216
2 -	34.884	91.9	48.528	74.2	25.645	118.8	1:49.057	8 -	33.972	94.7	47.684	83.6	24.832	117.9	1:46.488
3 -	34.498	92.1	48.495	73.3	25.862	119.6	1:48.855	9 -	33.738	96.1	47.082	84.2	24.978	117.9	1:45.798
4 -	34.022	93.3	48.260	77.3	25.763	117.1	1:48.045	10 -	33.722	95.1	47.508	82.5	25.312	117.1	1:46.542
5 -	34.412	89.1	48.308	81.8	25.351	117.1	1:48.071	11 -	33.680	96.0	47.147	84.0	25.507	115.5	1:46.334
6 -	33.899	95.2	48.451	80.4	25.413	116.3	1:47.763								
95	Tarran MACKENZIE			C Redline KTM											
1 -	32.303	98.4	45.251	86.0	24.012	120.7	1:41.566	6 -	31.799	98.3	44.642	88.5	23.697	120.3	1:40.138
2 -	31.982	99.0	44.999	87.2	24.011	119.2	1:40.992	7 -	33.999	76.4	In	In	In	In	2:18.715 P
3 -	31.570	98.3	47.729	77.4	In	In	2:56.752 P	8 -	Out	93.1	46.061	84.4	24.004	119.0	1:44.965
4 -	Out	94.9	46.577	81.6	24.205	118.4	1:47.285	9 -	31.771	99.9	44.047	88.0	23.618	120.9	1:39.436
5 -	31.554	98.4	44.920	88.5	23.747	119.8	1:40.221	10 -	30.921	100.8	43.662	87.6	23.409	122.5	1:37.992
164	Anthony ALONSO			C SP125 / BARF Racing											
1 -	34.895	85.5	49.861	72.6	26.000	114.7	1:50.756	7 -	32.877	94.3	47.087	81.2	24.834	116.1	1:44.798
2 -	33.905	89.2	48.319	79.5	25.709	116.5	1:47.933	8 -	32.733	96.6	46.912	84.4	24.734	116.7	1:44.379
3 -	33.320	93.1	48.103	80.2	25.265	116.9	1:46.688	9 -	32.593	94.9	46.972	84.1	24.697	117.5	1:44.262
4 -	33.023	94.9	47.668	78.5	25.289	115.3	1:45.980	10 -	32.508	94.5	46.219	85.8	24.522	117.5	1:43.249
5 -	32.783	95.5	49.112	83.3	24.830	116.7	1:46.725	11 -	32.286	96.6	46.395	82.5	24.506	116.5	1:43.187
6 -	33.191	93.6	47.077	84.9	24.791	117.1	1:45.059								
191	Andrew FISHER			C Fisher Racing											
1 -	34.164	92.4	47.514	81.4	25.180	114.7	1:46.858	7 -	32.634	94.8	46.807	86.7	26.324	114.9	1:45.765
2 -	33.703	94.0	48.237	84.1	25.141	116.1	1:47.081	8 -	32.730	94.7	46.257	85.7	24.700	115.5	1:43.687
3 -	33.214	92.4	47.042	83.3	24.883	116.1	1:45.139	9 -	32.655	94.1	46.081	84.5	24.855	115.3	1:43.591
4 -	33.073	92.9	47.648	79.0	25.008	115.1	1:45.729	10 -	32.444	94.1	46.118	85.6	24.836	115.1	1:43.398
5 -	32.477	95.2	46.932	81.0	24.874	115.5	1:44.283	11 -	32.391	94.9	46.449	84.5	24.766	114.9	1:43.606
6 -	32.774	93.7	46.280	86.5	25.003	115.7	1:44.057								

Weather / Track : Sunny / Dry

Brands Hatch GP
Circuit Length = 2.4333 miles
Start: 13:25 End: 13:46

MCRCB BULLETIN TK031

2012 Monster Energy British Motostar Championship & Motostar Cup FREE PRACTICE 2 - SPEED TRAPS

SECTOR 1				SECTOR 2			FINISH LINE		
POS	NO	NAME	MPH	NO	NAME	MPH	NO	NAME	MPH
1	17	Tom CARNE	101.2	10	Peter SUTHERLAND	92.3	57	Oliver FITZPATRICK	125.0
2	95	Tarran MACKENZIE	100.8	4	Philip WAKEFIELD	91.1	27	Catherine GREEN	124.5
3	77	Kyle RYDE	100.5	22	Luke HEDGER	90.1	17	Tom CARNE	124.0
4	4	Philip WAKEFIELD	100.3	34	Jordan WEAVING	89.8	77	Kyle RYDE	123.8
5	34	Jordan WEAVING	100.2	27	Catherine GREEN	89.5	4	Philip WAKEFIELD	122.9
6	80	Callum BEY	100.0	77	Kyle RYDE	89.5	22	Luke HEDGER	122.9
7	22	Luke HEDGER	99.7	80	Callum BEY	89.4	10	Peter SUTHERLAND	122.7
8	57	Oliver FITZPATRICK	99.7	28	Bradley RAY	88.9	95	Tarran MACKENZIE	122.5
9	10	Peter SUTHERLAND	99.6	40	Joe FRANCIS	88.9	28	Bradley RAY	122.2
10	27	Catherine GREEN	99.3	52	Tommy PHILP	88.9	80	Callum BEY	122.2
11	40	Joe FRANCIS	99.3	95	Tarran MACKENZIE	88.5	34	Jordan WEAVING	122.0
12	28	Bradley RAY	99.1	37	Max HUNT	88.0	43	Arnie SHELTON	121.8
13	24	Xavier ZAYAT	99.0	43	Arnie SHELTON	87.8	33	Joe IRVING	121.1
14	13	Sam BURMAN	97.8	17	Tom CARNE	87.3	24	Xavier ZAYAT	120.9
15	52	Tommy PHILP	97.5	81	Ryan WATSON	86.9	40	Joe FRANCIS	120.9
16	33	Joe IRVING	97.3	191	Andrew FISHER	86.7	13	Sam BURMAN	120.5
17	43	Arnie SHELTON	97.0	36	Bradley HUGHES	86.0	41	Jake BAYFORD	120.5
18	81	Ryan WATSON	96.8	164	Anthony ALONSO	85.8	64	Asher DURHAM	120.1
19	164	Anthony ALONSO	96.6	41	Jake BAYFORD	85.1	81	Ryan WATSON	119.8
20	37	Max HUNT	96.4	35	Elliot LODGE	84.8	42	James HOBSON	119.6
21	91	Ian STANFORD	96.1	91	Ian STANFORD	84.2	91	Ian STANFORD	119.6
22	41	Jake BAYFORD	96.0	24	Xavier ZAYAT	83.9	37	Max HUNT	119.4
23	35	Elliot LODGE	95.9	57	Oliver FITZPATRICK	82.7	11	Joseph THOMAS	119.0
24	36	Bradley HUGHES	95.3	13	Sam BURMAN	81.3	52	Tommy PHILP	117.9
25	191	Andrew FISHER	95.2	64	Asher DURHAM	78.7	164	Anthony ALONSO	117.5
26	11	Joseph THOMAS	93.9	33	Joe IRVING	78.5	18	Paul DOBB	117.1
27	64	Asher DURHAM	93.6	18	Paul DOBB	76.3	191	Andrew FISHER	116.9
28	42	James HOBSON	92.2	42	James HOBSON	75.5	36	Bradley HUGHES	116.5
29	18	Paul DOBB	91.6	11	Joseph THOMAS	74.9	35	Elliot LODGE	116.3
30	71	David WALES	88.7	71	David WALES	71.0	71	David WALES	111.7

Weather / Track : Sunny / Dry

Brands Hatch GP
Circuit Length = 2.4333 miles
Start: 13:25 End: 13:46

MCRCB BULLETIN TK032

2012 Monster Energy British Motostar Championship & Motostar Cup FREE PRACTICE 2 - BEST SECTOR TIMES

SECTOR 1			SECTOR 2			SECTOR 3			IDEAL / BEST COMPARISON						
POS	NO	NAME	TIME	NO	NAME	TIME	NO	NAME	TIME	POS	NO	NAME	IDEAL	BEST	DIFF
1	28	RAY	30.182	17	CARNE	43.218	28	RAY	23.058	1	28	RAY	1:36.464	1:36.620	0.156
2	17	CARNE	30.845	28	RAY	43.224	34	WEAVING	23.238	2	17	CARNE	1:37.431	1:37.498	0.067
3	34	WEAVING	30.847	22	HEDGER	43.561	22	HEDGER	23.249	3	22	HEDGER	1:37.681	1:37.707	0.026
4	22	HEDGER	30.871	95	MACKENZIE	43.662	17	CARNE	23.368	4	95	MACKENZIE	1:37.992	1:37.992	0.000
5	40	FRANCIS	30.916	77	RYDE	43.845	95	MACKENZIE	23.409	5	34	WEAVING	1:38.297	1:38.297	0.000
6	95	MACKENZIE	30.921	10	SUTHERLAND	43.861	10	SUTHERLAND	23.466	6	40	FRANCIS	1:38.379	1:38.379	0.000
7	77	RYDE	30.970	4	WAKEFIELD	43.893	40	FRANCIS	23.502	7	77	RYDE	1:38.419	1:38.573	0.154
8	10	SUTHERLAND	31.211	40	FRANCIS	43.961	77	RYDE	23.604	8	10	SUTHERLAND	1:38.538	1:38.599	0.061
9	52	PHILP	31.222	34	WEAVING	44.212	27	GREEN	23.709	9	4	WAKEFIELD	1:38.895	1:38.909	0.014
10	4	WAKEFIELD	31.287	80	BEY	44.482	4	WAKEFIELD	23.715	10	80	BEY	1:39.820	1:39.895	0.075
11	37	HUNT	31.312	27	GREEN	44.593	57	FITZPATRICK	23.719	11	57	FITZPATRICK	1:39.854	1:39.880	0.026
12	80	BEY	31.319	57	FITZPATRICK	44.598	43	SHELTON	23.915	12	37	HUNT	1:39.905	1:40.127	0.222
13	43	SHELTON	31.348	37	HUNT	44.618	36	HUGHES	23.963	13	52	PHILP	1:39.979	1:40.167	0.188
14	57	FITZPATRICK	31.537	52	PHILP	44.764	37	HUNT	23.975	14	27	GREEN	1:40.112	1:40.179	0.067
15	36	HUGHES	31.694	43	SHELTON	45.047	52	PHILP	23.993	15	43	SHELTON	1:40.310	1:40.570	0.260
16	81	WATSON	31.756	36	HUGHES	45.470	80	BEY	24.019	16	36	HUGHES	1:41.127	1:41.433	0.306
17	27	GREEN	31.810	24	ZAYAT	45.540	24	ZAYAT	24.118	17	81	WATSON	1:41.601	1:41.658	0.057
18	41	BAYFORD	32.114	35	LODGE	45.552	41	BAYFORD	24.162	18	24	ZAYAT	1:41.930	1:42.180	0.250
19	35	LODGE	32.271	81	WATSON	45.610	33	IRVING	24.205	19	41	BAYFORD	1:42.052	1:42.310	0.258
20	24	ZAYAT	32.272	41	BAYFORD	45.776	81	WATSON	24.235	20	35	LODGE	1:42.230	1:42.249	0.019
21	164	ALONSO	32.286	33	IRVING	45.781	35	LODGE	24.407	21	33	IRVING	1:42.635	1:42.635	0.000
22	191	FISHER	32.391	191	FISHER	46.081	164	ALONSO	24.506	22	164	ALONSO	1:43.011	1:43.187	0.176
23	33	IRVING	32.649	164	ALONSO	46.219	191	FISHER	24.700	23	191	FISHER	1:43.172	1:43.398	0.226
24	64	DURHAM	32.912	42	HOBSON	46.720	18	DOBB	24.769	24	13	BURMAN	1:44.551	1:44.755	0.204
25	13	BURMAN	33.029	13	BURMAN	46.733	13	BURMAN	24.789	25	64	DURHAM	1:44.936	1:45.491	0.555
26	42	HOBSON	33.286	91	STANFORD	47.082	91	STANFORD	24.832	26	42	HOBSON	1:45.200	1:45.200	0.000
27	11	THOMAS	33.629	64	DURHAM	47.130	64	DURHAM	24.894	27	91	STANFORD	1:45.594	1:45.798	0.204
28	18	DOBB	33.669	18	DOBB	47.657	42	HOBSON	25.194	28	18	DOBB	1:46.095	1:46.192	0.097
29	91	STANFORD	33.680	11	THOMAS	48.311	11	THOMAS	25.582	29	11	THOMAS	1:47.522	1:47.939	0.417
30	71	WALES	34.407	71	WALES	50.645	71	WALES	26.211	30	71	WALES	1:51.263	1:52.214	0.951
												Perfect Lap		1:36.458	

Weather / Track : Sunny / Dry

Brands Hatch GP
Circuit Length = 2.4333 miles
Start: 13:25 End: 13:46

MCRCB BULLETIN TK059



2012 Monster Energy British Motostar Championship & Motostar Cup QUALIFYING 1 - CLASSIFICATION

POS	NO	CL	NAME	ENTRY	TIME	ON	LAPS	GAP	DIFF	MPH
1	28	C	Bradley RAY	Honda - MG / FAB-Racing	1:36.416	14	14			90.85
2	22	C	Luke HEDGER	Luyten Honda - FPW Racing	1:37.017	6	14	0.601	0.601	90.29
3	40	C	Joe FRANCIS	Honda - Banks Racing	1:37.891	13	14	1.475	0.874	89.48
4	10		Peter SUTHERLAND	Aprilia - Kinpac Racing	1:38.067	14	14	1.651	0.176	89.32
5	95	C	Tarran MACKENZIE	KTM - Redline KTM	1:38.079	14	14	1.663	0.012	89.31
6	34	C	Jordan WEAVING	Honda - SP125 / Jordan Racing	1:38.082	14	14	1.666	0.003	89.31
7	77	C	Kyle RYDE	Honda - Metmachex SHR Wilson Craig Honda	1:38.213	9	12	1.797	0.131	89.19
8	37		Max HUNT	Honda - Racelab	1:38.285	12	12	1.869	0.072	89.12
9	17		Tom CARNE	Honda - SP125 / TC Racing	1:38.323	13	15	1.907	0.038	89.09
10	33	C	Joe IRVING	Honda - e3 motorsport	1:38.324	14	14	1.908	0.001	89.09
11	27		Catherine GREEN	Seel Honda - RS Racing	1:38.479	13	13	2.063	0.155	88.95
12	57	C	Oliver FITZPATRICK	Honda - FitzPatrick57	1:38.558	13	13	2.142	0.079	88.88
13	4		Philip WAKEFIELD	Seel - PWR / Sandbach Scrap Metal	1:39.002	14	14	2.586	0.444	88.48
14	80	C	Callum BEY	Honda - RCD Motorsport	1:39.454	12	14	3.038	0.452	88.07
15	81	C	Ryan WATSON	Honda - Watson / Work Racing	1:40.118	13	14	3.702	0.664	87.49
16	52	C	Tommy PHILP	Honda - Berkshire Motorcycle Centre	1:40.197	6	11	3.781	0.079	87.42
17	43		Arnie SHELTON	Honda - Shelton Racing	1:40.252	11	12	3.836	0.055	87.37
18	35		Elliot LODGE	Honda - SP125 / SpikeRacing	1:40.682	14	15	4.266	0.430	87.00
19	41	C	Jake BAYFORD	Honda - j4ke.com	1:41.343	14	14	4.927	0.661	86.43
20	191	C	Andrew FISHER	Honda - Fisher Racing	1:42.260	10	15	5.844	0.917	85.66
21	36	C	Bradley HUGHES	RCS - Repli-Cast UK / RCS Racing	1:42.279	5	6	5.863	0.019	85.64
22	24	C	Xavier ZAYAT	Honda - SGR Racing	1:42.508	4	12	6.092	0.229	85.45
23	11	C	Joseph THOMAS	Honda - Moto UK Racing	1:43.218	13	13	6.802	0.710	84.86
24	45	C	Olly SIMPSON	Honda - Team Simpson	1:43.454	13	13	7.038	0.236	84.67
25	72		Ricky TARREN	Honda - RST Racing	1:43.864	13	13	7.448	0.410	84.33
26	18		Paul DOBB	Honda - PDR	1:43.915	10	11	7.499	0.051	84.29
27	42	C	James HOBSON	Honda - Two 4 Motorsport	1:43.975	10	11	7.559	0.060	84.24
28	164	C	Anthony ALONSO	Honda - SP125 / BARF Racing	1:44.117	7	7	7.701	0.142	84.13
29	64	C	Asher DURHAM	Honda - Pr1moracing.co.uk	1:44.293	13	13	7.877	0.176	83.99
30	91		Ian STANFORD	Honda - Stanford Racing	1:45.669	5	10	9.253	1.376	82.89

QUALIFYING LAPTIME (110% of 1:36.416) = 1:46.057

DNQ	13		Sam BURMAN	Honda - WNT/Phill Burman Racing	1:46.114	7	14	9.698	0.445	82.55
DNQ	71	C	David WALES	Honda - TAD Racing	1:49.186	13	13	12.770	3.072	80.22

Weather / Track : Cloudy / Dry

These results are provisional until the conclusion of any judicial and technical matters.

Brands Hatch GP
Circuit Length = 2.4333 miles
Start: 09:00 End: 09:27

Race Director :	Stewards :	Timekeeper :
-----------------	------------	--------------

www.tsl-timing.com

Printed - 09.27 Saturday, 13 October 2012



MCRCB BULLETIN TK060

2012 Monster Energy British Motostar Championship & Motostar Cup

QUALIFYING 1 - SECTOR ANALYSIS

4	Philip WAKEFIELD				PWR / Sandbach Scrap Metal										
1-	Out	81.8	50.792	71.0	26.356	116.5	2:00.641	8-	31.071	101.2	44.940	86.0	23.773	119.4	1:39.784
2-	33.055	95.5	46.990	78.1	24.523	118.1	1:44.568	9-	30.911	102.1	44.381	87.8	23.845	118.4	1:39.137
3-	32.390	97.3	47.153	81.0	24.330	119.2	1:43.873	10-	31.462	98.8	45.496	80.9	In		3:27.264 P
4-	31.965	99.4	45.215	85.1	24.209	118.8	1:41.389	11-	Out	94.0	45.634	86.4	23.912	119.4	1:46.076
5-	31.263	101.1	45.374	84.2	23.997	118.8	1:40.634	12-	31.256	100.9	45.122	87.8	23.795	118.8	1:40.173
6-	31.382	101.7	45.007	85.1	23.929	120.3	1:40.318	13-	30.922	102.1	44.518	88.4	23.681	118.6	1:39.121
7-	31.204	102.3	44.378	85.7	23.637	119.6	1:39.219	14-	30.914	101.8	44.363	88.2	23.725	118.6	1:39.002
10	Peter SUTHERLAND				Kinpac Racing										
1-	Out	91.6	47.123	73.9	24.876	121.4	1:49.169	8-	31.291	100.9	44.588	79.2	24.605	120.9	1:40.484
2-	33.071	97.4	45.059	80.6	24.026	121.4	1:42.156	9-	31.150	99.7	43.932	85.2	24.145	120.3	1:39.227
3-	31.739	99.9	44.335	83.5	23.849	122.9	1:39.923	10-	31.827	96.6	44.342	83.2	In		4:12.101 P
4-	31.465	101.7	43.980	83.9	23.754	122.0	1:39.199	11-	Out	98.0	45.260	84.6	23.688	121.6	1:41.193
5-	31.267	99.7	44.362	86.9	23.679	121.8	1:39.308	12-	31.384	99.3	43.898	83.8	23.492	122.2	1:38.774
6-	31.224	100.9	44.000	81.6	23.578	120.5	1:38.802	13-	31.023	101.5	44.273	85.3	23.532	121.6	1:38.828
7-	31.069	101.7	43.550	88.0	23.472	120.9	1:38.091	14-	30.720	101.8	43.833	90.8	23.514	122.2	1:38.067
11	Joseph THOMAS				C Moto UK Racing										
1-	Out	73.3	53.256	64.6	26.958	117.1	2:01.822	8-	33.058	91.3	47.048	81.5	25.014	119.4	1:45.120
2-	35.828	82.8	50.707	70.6	26.466	116.7	1:53.001	9-	32.856	92.2	46.107	81.6	24.943	117.5	1:43.906
3-	35.367	86.9	49.120	74.8	26.037	117.3	1:50.524	10-	34.474	86.9	50.275	79.8	In		2:42.347 P
4-	34.481	87.4	48.532	76.6	25.632	118.4	1:48.645	11-	Out	86.1	48.643	77.3	25.266	116.9	1:50.151
5-	34.285	91.1	47.164	81.3	25.112	117.3	1:46.561	12-	33.150	92.8	47.022	80.5	24.912	117.7	1:45.084
6-	33.830	89.8	48.124	77.0	In		2:36.476 P	13-	32.298	92.9	46.198	85.5	24.722	117.7	1:43.218
7-	Out	84.8	47.316	82.1	25.115	117.3	1:47.225								
13	Sam BURMAN				WNT/Phill Burman Racing										
1-	Out	89.1	51.301	70.1	26.753	118.4	1:56.766	8-	33.980	94.8	47.923	77.9	25.302	116.9	1:47.205
2-	35.501	89.6	48.872	77.9	25.622	119.0	1:49.995	9-	33.766	93.9	48.616	76.2	25.545	116.7	1:47.927
3-	34.483	94.4	48.299	76.1	25.486	118.4	1:48.268	10-	33.995	96.6	47.534	78.6	25.235	118.6	1:46.764
4-	34.290	83.4	52.632	69.9	In		2:53.607 P	11-	33.345	95.9	47.800	76.7	25.243	117.5	1:46.388
5-	Out	89.5	48.786	78.5	25.552	117.5	1:52.753	12-	33.441	97.8	47.610	80.5	25.087	117.3	1:46.138
6-	33.871	97.8	47.807	79.5	25.398	118.4	1:47.076	13-	33.488	97.0	47.677	77.2	25.849	116.5	1:47.014
7-	33.126	95.9	47.469	75.9	25.519	117.1	1:46.114	14-	35.412	86.6	51.205	73.4	27.525	116.1	1:54.142
17	Tom CARNE				SP125 / TC Racing										
1-	Out	79.8	50.767	66.1	26.185	119.2	1:59.718	9-	30.896	101.4	44.108	82.6	23.641	121.8	1:38.645
2-	32.866	97.7	46.265	75.7	24.723	120.5	1:43.854	10-	30.876	100.9	44.392	83.6	23.688	122.2	1:38.956
3-	32.533	96.0	48.379	74.6	25.076	120.1	1:45.988	11-	31.036	100.0	44.900	84.0	23.733	122.0	1:39.669
4-	32.138	99.7	45.202	78.8	24.425	121.1	1:41.765	12-	30.837	102.0	44.134	86.5	23.543	122.0	1:38.514
5-	31.506	100.3	45.808	80.4	24.373	120.5	1:41.687	13-	31.186	99.1	43.795	84.8	23.342	122.9	1:38.323
6-	31.308	100.8	44.200	83.4	23.819	121.1	1:39.327	14-	30.773	101.2	44.227	79.9	23.569	122.5	1:38.569
7-	31.201	100.8	44.106	84.6	23.626	121.4	1:38.933	15-	31.031	101.7	43.838	84.5	23.833	122.9	1:38.702
8-	31.063	102.0	43.790	87.8	23.802	121.4	1:38.655								
18	Paul DOBB				PDR										
1-	Out	81.3	52.018	66.4	27.742	112.2	2:00.312	7-	33.528	92.6	47.128	72.9	25.322	115.3	1:45.978
2-	35.958	85.3	49.632	68.6	In		6:11.305 P	8-	33.532	92.7	48.988	75.6	25.770	116.1	1:48.290
3-	Out	84.8	48.130	74.8	25.492	114.5	1:58.372	9-	32.473	95.5	47.373	77.9	24.938	115.1	1:44.784
4-	34.015	87.7	47.487	72.9	25.342	114.1	1:46.844	10-	32.617	96.6	46.643	76.0	24.655	116.5	1:43.915
5-	33.803	92.4	47.963	70.6	25.343	114.5	1:47.109	11-	34.105	63.7	48.639	71.2	26.004	114.5	1:48.748
6-	33.879	92.8	47.493	73.6	25.140	115.5	1:46.512								
22	Luke HEDGER				C FPW Racing										
1-	Out	94.4	45.907	79.0	24.267	118.6	1:46.501	8-	30.810	100.2	43.818	87.5	23.873	120.3	1:38.501
2-	32.167	100.5	45.242	81.0	23.882	120.5	1:41.291	9-	32.225	90.9	44.463	85.2	In		4:53.883 P
3-	31.562	99.1	44.446	86.5	23.531	121.1	1:39.539	10-	Out	95.5	45.066	85.8	23.805	120.1	1:44.403
4-	31.013	97.7	44.114	86.3	23.359	121.4	1:38.486	11-	31.038	99.9	44.793	85.5	23.456	120.9	1:39.287
5-	30.807	101.4	43.423	86.6	23.303	120.7	1:37.533	12-	30.849	100.8	44.087	86.0	23.540	113.6	1:38.476
6-	30.660	101.1	43.161	88.0	23.196	122.0	1:37.017	13-	31.243	96.7	44.087	86.8	23.582	119.8	1:38.912
7-	31.034	92.6	45.254	85.2	23.687	120.1	1:39.975	14-	32.106	94.1	45.349	86.3	25.417	106.5	1:42.872

Weather / Track : Cloudy / Dry

Brands Hatch GP
Circuit Length = 2.4333 miles
Start: 09:00 End: 09:27

MCRCB BULLETIN TK060

2012 Monster Energy British Motostar Championship & Motostar Cup

QUALIFYING 1 - SECTOR ANALYSIS

24	Xavier ZAYAT		C SGR Racing												
1-	33.999	90.9	47.023	76.8	24.845	118.1	1:45.867	7-	Out	75.1	49.831	70.6	26.229	115.3	1:57.522
2-	32.835	93.9	46.276	77.2	24.618	117.5	1:43.729	8-	32.967	98.0	45.797	79.9	24.514	117.1	1:43.278
3-	32.551	97.5	45.965	81.3	24.774	116.5	1:43.290	9-	32.475	98.8	46.128	78.6	24.478	116.7	1:43.081
4-	32.216	96.0	45.883	75.0	24.409	117.3	1:42.508	10-	32.217	98.7	46.250	79.0	In		2:50.424 P
5-	32.114	99.0	45.815	79.6	24.601	118.4	1:42.530	11-	Out	80.8	47.369	77.1	24.692	117.7	1:53.528
6-	34.055	88.9	46.434	79.0	In		2:56.940 P	12-	32.315	96.4	48.379	72.6	24.703	116.3	1:45.397
27	Catherine GREEN		RS Racing												
1-	Out	91.7	47.983	76.0	25.050	115.1	1:48.809	8-	31.785	100.6	44.284	85.7	23.742	122.9	1:39.811
2-	33.238	93.3	47.093	78.6	25.104	118.1	1:45.435	9-	31.255	99.1	47.637	78.7	23.877	121.6	1:42.769
3-	32.892	94.7	46.373	80.1	In		3:16.322 P	10-	31.541	93.7	45.314	81.7	23.691	122.7	1:40.546
4-	Out	99.6	45.533	79.9	24.050	123.4	1:45.632	11-	31.333	97.7	44.728	85.9	23.581	122.7	1:39.642
5-	32.050	91.6	45.291	82.4	23.887	122.0	1:41.228	12-	31.214	100.5	44.156	88.3	23.517	122.2	1:38.887
6-	32.202	101.2	44.816	79.8	23.977	122.7	1:40.995	13-	31.169	102.3	44.012	87.3	23.298	123.8	1:38.479
7-	31.770	99.6	45.992	77.2	24.610	122.2	1:42.372								
28	Bradley RAY		C MG / FAB-Racing												
1-	31.457	99.4	45.065	82.3	23.962	119.6	1:40.484	8-	33.341	79.4	49.750	73.1	In		2:51.903 P
2-	31.187	98.8	43.908	82.6	23.601	119.2	1:38.696	9-	Out	97.5	43.529	85.9	23.385	120.1	1:41.647
3-	31.182	99.4	43.754	82.3	23.672	118.6	1:38.608	10-	30.654	100.9	43.083	88.0	23.298	119.4	1:37.035
4-	30.424	100.8	43.773	86.5	23.552	119.0	1:37.749	11-	30.047	102.1	43.779	82.5	23.625	120.1	1:37.451
5-	30.546	100.6	43.144	88.4	23.390	119.0	1:37.080	12-	30.866	101.4	43.250	90.6	23.319	119.6	1:37.435
6-	32.011	93.2	45.647	77.0	24.003	119.0	1:41.661	13-	30.463	100.8	43.768	83.8	23.470	118.6	1:37.701
7-	30.322	101.1	43.231	82.0	23.701	118.8	1:37.254	14-	30.217	101.5	43.067	89.4	23.132	119.4	1:36.416
33	Joe IRVING		C e3 motorsport												
1-	33.634	94.1	46.884	76.3	24.678	120.7	1:45.196	8-	34.733	82.3	48.863	81.4	24.228	121.1	1:47.824
2-	32.795	97.1	45.710	79.5	24.413	120.5	1:42.918	9-	31.336	101.2	44.689	83.4	23.764	120.9	1:39.789
3-	32.082	101.5	44.869	81.9	23.890	121.8	1:40.841	10-	31.056	101.8	44.072	80.1	23.721	121.4	1:38.849
4-	31.459	101.7	44.527	84.9	23.786	121.4	1:39.772	11-	31.162	101.4	44.062	84.7	23.652	121.4	1:38.876
5-	33.906	99.1	44.534	83.0	23.632	122.7	1:42.072	12-	31.133	101.7	44.097	83.6	23.756	120.9	1:38.986
6-	32.381	101.2	44.476	83.5	24.038	120.5	1:40.895	13-	31.672	94.9	45.591	85.3	24.046	120.9	1:41.309
7-	31.523	100.9	44.581	82.5	23.937	120.5	1:40.041	14-	31.010	101.4	43.836	81.4	23.478	122.0	1:38.324
34	Jordan WEAVING		C SP125 / Jordan Racing												
1-	Out	86.0	52.762	72.5	In		3:20.366 P	8-	35.523	68.6	48.674	78.9	25.006	120.7	1:49.203
2-	Out	89.5	46.758	81.3	24.604	118.8	1:46.843	9-	31.728	99.4	44.293	82.5	23.766	120.9	1:39.787
3-	32.286	99.3	44.621	86.7	24.153	119.2	1:41.060	10-	31.216	100.2	45.695	89.7	24.577	118.1	1:41.488
4-	31.310	100.3	44.575	83.1	23.735	121.1	1:39.620	11-	33.015	70.6	1:04.891	83.4	24.615	116.9	2:02.521
5-	31.444	100.3	44.435	83.1	23.738	118.4	1:39.617	12-	31.314	98.3	44.062	82.5	23.408	121.4	1:38.784
6-	31.119	100.3	44.282	85.1	24.049	118.8	1:39.450	13-	30.780	101.2	44.125	77.7	23.903	120.5	1:38.808
7-	31.873	94.9	44.755	83.0	24.575	110.7	1:41.203	14-	30.793	100.6	43.839	86.6	23.450	119.6	1:38.082
35	Elliot LODGE		SP125 / SpikeRacing												
1-	Out	76.9	53.558	69.0	27.414	105.0	2:00.896	9-	31.704	98.1	45.564	79.8	24.215	115.7	1:41.483
2-	35.273	87.2	50.337	73.3	25.823	115.1	1:51.433	10-	32.084	98.5	45.115	78.6	24.355	116.5	1:41.554
3-	32.905	90.6	47.332	76.0	25.000	116.3	1:45.237	11-	31.608	98.8	45.326	83.1	24.204	116.5	1:41.138
4-	32.013	96.7	46.012	82.0	24.597	116.1	1:42.622	12-	31.247	99.1	45.366	81.2	24.161	117.7	1:40.774
5-	31.971	98.3	45.846	79.0	24.982	115.3	1:42.799	13-	31.585	98.3	45.983	78.6	24.108	118.4	1:41.676
6-	31.926	98.5	46.020	80.5	24.632	115.5	1:42.578	14-	31.460	98.3	45.174	84.5	24.048	117.1	1:40.682
7-	31.991	96.0	45.975	76.5	24.591	115.3	1:42.557	15-	31.772	98.8	45.064	84.2	24.140	116.7	1:40.976
8-	31.646	98.4	45.780	79.6	24.438	115.5	1:41.864								
36	Bradley HUGHES		C Repli-Cast UK / RCS Racing												
1-	33.514	90.7	46.635	80.8	24.739	113.9	1:44.888	4-	32.273	95.6	45.939	81.8	24.359	113.6	1:42.571
2-	33.012	92.1	47.048	75.1	25.188	115.7	1:45.248	5-	32.088	96.4	45.835	81.4	24.356	113.0	1:42.279
3-	32.897	94.4	46.832	79.5	24.813	114.3	1:44.542	6-	32.112	91.2	46.252	82.7	In		3:46.884 P
37	Max HUNT		Racelab												
1-	Out	86.6	47.989	75.7	25.013	116.3	1:50.980	7-	32.340	92.4	45.779	79.7	24.425	115.1	1:42.544
2-	32.138	97.1	45.266	83.3	24.125	116.5	1:41.529	8-	31.772	96.1	45.899	82.8	23.905	115.9	1:41.576

Weather / Track : Cloudy / Dry

Brands Hatch GP
Circuit Length = 2.4333 miles
Start: 09:00 End: 09:27

MCRCB BULLETIN TK060

2012 Monster Energy British Motostar Championship & Motostar Cup

QUALIFYING 1 - SECTOR ANALYSIS

3-	31.845	97.3	45.167	81.6	24.150	115.3	1:41.162	9-	31.064	98.5	44.424	85.9	23.707	115.5	1:39.195
4-	31.524	97.1	44.990	84.2	24.065	115.5	1:40.579	10-	30.878	98.5	44.053	<i>88.9</i>	23.671	115.7	1:38.602
5-	31.104	98.0	44.781	81.8	24.095	114.3	1:39.980	11-	31.032	90.7	46.345	81.9	24.132	116.1	1:41.509
6-	31.730	96.7	45.997	77.8	24.245	114.3	1:41.972	12-	<i>30.741</i>	<i>99.0</i>	<i>44.000</i>	84.2	<i>23.544</i>	<i>118.4</i>	1:38.285
40	Joe FRANCIS			C Banks Racing											
1-	Out	87.6	48.458	75.2	25.138	117.5	1:52.841	8-	32.793	80.3	47.373	79.8	In		3:44.429 P
2-	32.735	96.8	45.429	81.2	24.326	118.1	1:42.490	9-	Out	93.3	46.350	78.3	25.169	120.3	1:44.359
3-	31.604	99.1	44.680	83.5	23.912	118.1	1:40.196	10-	31.100	100.9	47.907	84.8	23.532	120.7	1:42.539
4-	31.264	99.7	44.814	84.8	23.619	117.9	1:39.697	11-	<i>30.924</i>	100.6	43.723	87.7	23.654	120.1	1:38.301
5-	32.611	92.1	45.136	85.1	23.759	119.6	1:41.506	12-	36.349	86.5	47.437	86.9	<i>23.264</i>	<i>122.7</i>	1:47.050
6-	31.279	100.3	44.314	84.9	23.709	118.8	1:39.302	13-	30.970	<i>102.6</i>	<i>43.651</i>	<i>88.5</i>	23.270	120.3	1:37.891
7-	30.957	100.0	44.250	87.2	23.529	119.6	1:38.736	14-	33.211	83.9	45.212	83.4	24.896	115.9	1:43.319
41	Jake BAYFORD			C j4ke.com											
1-	33.607	91.6	47.226	77.6	25.266	117.5	1:46.099	8-	32.345	96.1	46.225	81.5	24.660	116.9	1:43.230
2-	33.216	92.9	47.366	75.1	24.932	118.4	1:45.514	9-	32.353	96.8	45.919	79.4	24.603	118.6	1:42.875
3-	33.217	95.2	46.467	79.3	24.922	117.5	1:44.606	10-	32.512	96.4	46.235	78.2	24.547	116.5	1:43.294
4-	33.171	96.4	46.437	80.7	24.646	117.1	1:44.254	11-	32.194	95.5	46.271	79.8	24.703	116.7	1:43.168
5-	33.074	96.7	46.404	76.9	24.556	<i>119.2</i>	1:44.034	12-	32.064	94.5	47.037	79.0	24.522	118.6	1:43.623
6-	33.236	<i>98.7</i>	46.539	79.5	24.793	117.1	1:44.568	13-	<i>31.791</i>	95.2	45.640	83.1	24.484	116.3	1:41.915
7-	32.266	93.9	46.428	80.4	24.881	116.5	1:43.575	14-	32.044	93.5	<i>45.171</i>	<i>86.9</i>	<i>24.128</i>	118.8	1:41.343
42	James HOBSON			C Two 4 Motorsport											
1-	Out	84.3	50.621	69.1	27.012	115.1	1:57.051	7-	33.342	93.5	46.504	<i>78.6</i>	24.887	117.7	1:44.733
2-	35.153	93.7	48.348	68.4	26.279	114.7	1:49.780	8-	32.817	<i>94.1</i>	46.690	73.9	25.171	116.9	1:44.678
3-	34.443	<i>94.1</i>	47.983	70.8	26.163	115.3	1:48.589	9-	32.964	92.8	46.400	77.5	24.964	117.5	1:44.328
4-	33.880	91.2	47.269	77.7	25.635	116.5	1:46.784	10-	32.731	93.6	46.402	73.0	<i>24.842</i>	<i>118.4</i>	1:43.975
5-	34.167	86.9	47.294	76.1	25.332	117.1	1:46.793	11-	<i>32.627</i>	91.9	<i>46.397</i>	78.2	25.045	117.5	1:44.069
6-	33.438	91.6	47.493	71.7	25.540	116.3	1:46.471								
43	Arnie SHELTON			Shelton Racing											
1-	Out	83.6	50.291	76.3	25.825	114.1	1:53.261	7-	32.168	93.9	45.121	85.8	24.133	115.3	1:41.422
2-	33.351	89.6	47.930	81.6	25.259	113.4	1:46.540	8-	32.169	91.8	45.910	82.8	In		6:27.456 P
3-	33.428	95.1	46.264	82.6	24.703	113.7	1:44.395	9-	Out	90.0	46.874	84.4	24.607	115.7	1:45.248
4-	31.926	96.0	45.707	85.8	24.408	114.5	1:42.041	10-	32.043	94.4	45.529	86.3	23.992	<i>118.4</i>	1:41.564
5-	31.815	96.3	45.497	85.2	24.281	114.5	1:41.593	11-	31.602	95.9	44.757	<i>87.8</i>	<i>23.893</i>	116.9	1:40.252
6-	31.938	95.6	45.604	86.7	24.188	114.3	1:41.730	12-	<i>31.462</i>	<i>96.7</i>	<i>44.571</i>	85.3	24.390	114.5	1:40.423
45	Oilly SIMPSON			C Team Simpson											
1-	Out	71.6	53.465	69.8	26.524	103.2	2:03.151	8-	33.621	86.7	47.425	76.4	24.894	120.7	1:45.940
2-	36.618	78.4	49.590	70.2	26.042	112.8	1:52.250	9-	34.229	88.7	46.431	77.2	24.476	119.6	1:45.136
3-	35.821	79.1	49.568	72.4	25.372	117.7	1:50.761	10-	33.349	89.8	46.515	76.5	24.372	<i>121.4</i>	1:44.236
4-	34.965	81.0	48.839	74.7	25.384	119.0	1:49.188	11-	33.015	88.2	46.669	75.8	24.520	120.5	1:44.204
5-	34.290	84.6	47.817	76.7	24.964	109.8	1:47.071	12-	33.044	<i>92.7</i>	46.278	77.2	24.557	116.7	1:43.879
6-	34.434	86.4	47.808	76.4	25.113	115.1	1:47.355	13-	<i>32.901</i>	91.3	<i>46.188</i>	<i>77.7</i>	<i>24.365</i>	120.3	1:43.454
7-	33.697	88.8	47.317	77.5	24.771	118.6	1:45.785								
52	Tommy PHILP			C Berkshire Motorcycle Centre											
1-	32.166	98.3	45.887	81.8	24.471	<i>116.1</i>	1:42.524	7-	31.456	97.3	44.999	85.8	24.339	115.3	1:40.794
2-	31.844	97.3	45.817	83.6	24.255	115.9	1:41.916	8-	31.554	98.0	45.460	84.6	24.121	115.5	1:41.135
3-	31.757	<i>99.0</i>	45.181	82.7	24.193	115.5	1:41.131	9-	31.397	98.4	46.771	79.4	24.480	115.1	1:42.648
4-	31.529	98.4	45.027	84.2	24.041	115.5	1:40.597	10-	31.907	96.7	45.086	84.4	24.086	<i>116.1</i>	1:41.079
5-	31.657	98.8	45.239	85.4	24.254	114.5	1:41.150	11-	<i>31.299</i>	97.8	45.073	85.5	24.089	115.5	1:40.461
6-	31.345	98.5	<i>44.865</i>	<i>86.6</i>	<i>23.987</i>	115.7	1:40.197								
57	Oliver FITZPATRICK			C FitzPatrick57											
1-	Out	75.9	49.933	70.4	25.426	125.0	1:56.287	8-	31.841	98.7	44.434	79.5	23.875	123.6	1:40.150
2-	33.942	92.7	46.368	76.6	24.682	123.8	1:44.992	9-	31.536	95.7	45.850	78.4	In		4:20.894 P
3-	33.063	96.8	45.368	78.4	24.197	124.0	1:42.628	10-	Out	91.3	45.890	83.6	24.351	123.6	1:48.447
4-	32.267	96.0	45.179	76.7	24.110	124.3	1:41.556	11-	32.285	93.3	44.488	80.4	23.732	124.7	1:40.505
5-	32.051	98.3	45.139	77.0	24.036	124.3	1:41.226	12-	31.491	<i>100.0</i>	<i>43.909</i>	<i>83.8</i>	<i>23.467</i>	<i>125.9</i>	1:38.867
6-	32.392	97.5	44.671	82.0	23.857	124.3	1:40.920	13-	<i>31.022</i>	99.3	44.047	82.1	23.489	<i>125.9</i>	1:38.558

Weather / Track : Cloudy / Dry

Brands Hatch GP
Circuit Length = 2.4333 miles
Start: 09:00 End: 09:27

2012 Monster Energy British Motostar Championship & Motostar Cup

QUALIFYING 1 - SECTOR ANALYSIS

7-	31.676	99.0	44.749	79.0	24.075	123.6	1:40.500								
64	Asher DURHAM						C	Pr1moracing.co.uk							
1-	34.585	86.3	47.935	75.7	25.243	118.8	1:47.763	8-	32.856	92.4	46.980	76.4	24.853	119.2	1:44.689
2-	34.728	88.8	47.314	77.7	24.672	121.1	1:46.714	9-	33.880	84.7	49.616	71.7	In		3:11.111 P
3-	33.079	91.9	47.228	76.3	25.278	118.1	1:45.585	10-	Out	87.8	48.706	76.9	24.867	118.6	1:48.006
4-	33.014	93.3	46.997	75.7	24.909	118.4	1:44.920	11-	32.929	91.9	47.194	76.8	24.935	117.9	1:45.058
5-	32.971	89.7	47.821	76.1	26.089	105.8	1:46.881	12-	32.773	95.1	47.106	77.6	24.908	117.7	1:44.787
6-	35.960	81.0	48.651	81.5	25.256	118.4	1:49.867	13-	32.709	95.7	46.836	77.5	24.748	118.1	1:44.293
7-	32.630	94.4	46.864	76.0	24.988	117.9	1:44.482								
71	David WALES						C	TAD Racing							
1-	Out	74.6	55.789	60.6	27.697	111.8	2:04.977	8-	34.644	84.5	51.117	63.0	In		3:35.693 P
2-	35.532	82.8	51.423	65.3	26.327	112.0	1:53.282	9-	Out	92.2	50.710	68.5	26.007	112.6	1:58.243
3-	35.789	81.2	50.765	66.9	26.313	111.3	1:52.867	10-	34.305	88.2	49.529	70.5	25.832	111.8	1:49.666
4-	35.375	83.0	51.340	65.0	26.236	111.7	1:52.951	11-	34.141	88.4	49.183	72.2	26.082	112.0	1:49.406
5-	34.992	85.8	51.512	67.0	25.941	111.8	1:52.445	12-	34.441	87.0	50.166	68.8	25.972	111.7	1:50.579
6-	34.342	84.3	50.606	71.4	26.020	110.9	1:50.968	13-	33.954	92.4	48.918	72.9	26.314	110.0	1:49.186
7-	34.827	88.4	50.015	68.3	26.113	109.3	1:50.955								
72	Ricky TARREN						C	RST Racing							
1-	34.148	87.3	48.925	75.0	25.763	116.5	1:48.836	8-	32.927	94.4	47.593	78.5	25.154	113.0	1:45.674
2-	33.436	94.4	47.876	77.4	25.311	114.9	1:46.623	9-	32.717	94.7	46.980	75.7	25.101	113.9	1:44.798
3-	33.059	93.2	47.624	77.8	25.262	113.7	1:45.945	10-	32.951	93.3	47.464	78.4	25.071	113.9	1:45.486
4-	34.562	86.9	48.108	75.2	25.447	115.7	1:48.117	11-	33.311	91.1	48.142	78.4	25.333	112.6	1:46.786
5-	33.278	93.9	47.561	72.9	25.616	112.4	1:46.455	12-	32.636	94.3	47.096	82.8	25.135	112.8	1:44.867
6-	33.128	95.7	47.120	77.6	25.217	112.6	1:45.465	13-	32.375	93.7	46.826	80.7	24.663	113.6	1:43.864
7-	32.935	92.6	47.008	79.4	25.037	113.0	1:44.980								
77	Kyle RYDE						C	Metmachex SHR Wilson Craig Honda							
1-	Out	81.0	49.297	70.9	25.721	118.1	1:54.353	7-	33.355	91.6	45.120	77.3	In		6:00.701 P
2-	33.447	98.4	46.152	77.9	24.535	119.4	1:44.134	8-	Out	97.4	46.819	60.3	28.379	119.8	1:48.074
3-	32.581	99.3	44.811	76.2	24.297	120.5	1:41.689	9-	31.035	100.9	43.686	86.0	23.492	120.3	1:38.213
4-	32.039	98.5	44.625	81.9	23.970	119.8	1:40.634	10-	34.359	56.8	49.375	85.2	23.551	120.5	1:47.285
5-	31.610	99.9	43.950	83.9	23.793	120.9	1:39.353	11-	30.749	100.8	44.058	85.7	23.800	120.7	1:38.607
6-	31.226	100.3	44.035	84.2	23.679	119.8	1:38.940	12-	30.684	101.2	53.403	84.2	23.728	120.1	1:47.815
80	Callum BEY						C	RCD Motorsport							
1-	33.596	95.3	45.866	79.6	24.767	118.8	1:44.229	8-	31.717	98.4	49.439	76.2	In		2:06.379 P
2-	32.404	95.7	46.071	79.7	24.608	119.6	1:43.083	9-	Out	87.6	49.393	75.3	24.749	119.4	1:51.166
3-	32.106	96.4	45.988	81.3	24.501	119.6	1:42.595	10-	32.403	97.8	45.075	86.3	24.164	118.8	1:41.642
4-	31.811	98.4	45.512	84.1	24.107	120.7	1:41.430	11-	31.291	99.7	46.311	86.0	23.850	121.4	1:41.452
5-	32.473	90.0	45.297	83.2	23.997	120.9	1:41.767	12-	31.077	99.6	44.642	86.8	23.735	120.5	1:39.454
6-	32.146	97.7	45.222	83.2	24.320	116.1	1:41.688	13-	31.208	100.0	44.524	84.9	23.919	120.5	1:39.651
7-	31.676	99.0	45.027	82.7	24.869	118.8	1:41.572	14-	31.427	99.6	45.072	86.0	24.033	119.4	1:40.532
81	Ryan WATSON						C	Watson / Work Racing							
1-	34.271	93.3	47.032	72.7	25.272	119.4	1:46.575	8-	31.479	99.3	45.123	82.2	24.421	118.1	1:41.023
2-	33.193	94.8	47.127	77.5	24.913	117.7	1:45.233	9-	31.527	99.4	45.243	78.9	24.722	117.7	1:41.492
3-	32.524	96.0	45.941	80.4	24.494	117.9	1:42.959	10-	31.484	98.7	44.726	81.1	24.360	116.9	1:40.570
4-	32.269	95.3	45.771	81.6	24.478	117.3	1:42.518	11-	31.772	99.0	45.300	86.1	24.266	117.5	1:41.338
5-	32.433	94.1	45.632	83.8	24.333	117.5	1:42.398	12-	31.585	98.5	45.009	84.9	24.129	117.7	1:40.723
6-	31.894	97.4	45.216	84.9	24.207	119.0	1:41.317	13-	31.300	98.7	44.788	83.4	24.030	118.6	1:40.118
7-	31.731	93.6	45.205	82.0	24.204	117.9	1:41.140	14-	31.665	98.3	44.958	86.4	24.076	116.7	1:40.699
91	Ian STANFORD						C	Stanford Racing							
1-	Out	75.0	53.605	66.9	27.157	115.3	2:02.736	6-	41.658	81.1	1:00.421	56.8	In		5:33.710 P
2-	35.761	90.6	48.644	77.5	25.388	116.7	1:49.793	7-	Out	70.6	55.001	72.0	27.313	114.5	2:06.222
3-	34.918	91.1	48.290	78.5	25.543	117.5	1:48.751	8-	35.952	84.2	48.509	79.5	25.718	116.1	1:50.179
4-	33.786	96.0	47.242	83.8	25.466	115.9	1:46.494	9-	34.088	93.3	48.363	81.9	25.836	116.9	1:48.287
5-	33.223	94.4	47.524	82.4	24.922	115.9	1:45.669	10-	43.015	80.8	50.199	80.5	25.515	115.9	1:58.729

Weather / Track : Cloudy / Dry

Brands Hatch GP
Circuit Length = 2.4333 miles
Start: 09:00 End: 09:27

MCRCB BULLETIN TK060

2012 Monster Energy British Motostar Championship & Motostar Cup

QUALIFYING 1 - SECTOR ANALYSIS

95		Tarran MACKENZIE						C Redline KTM							
1-	Out	84.3	50.217	73.3	25.744	117.3	1:58.123	8-	31.058	100.0	44.230	81.3	24.000	117.1	1:39.288
2-	33.314	99.6	45.618	78.1	24.338	<i>119.2</i>	1:43.270	9-	31.025	99.9	44.585	<i>88.7</i>	23.708	117.3	1:39.318
3-	32.112	100.6	44.977	79.6	24.285	118.1	1:41.374	10-	30.872	101.2	44.136	<i>88.7</i>	23.730	117.5	1:38.738
4-	31.516	100.5	44.297	85.6	24.276	117.9	1:40.089	11-	30.927	100.2	44.172	88.3	23.548	118.4	1:38.647
5-	31.146	<i>101.5</i>	44.446	85.4	23.893	117.1	1:39.485	12-	36.815	69.9	48.310	74.3	24.224	117.9	1:49.349
6-	31.185	101.1	44.100	84.8	23.746	118.4	1:39.031	13-	31.096	101.1	44.211	84.2	23.874	118.1	1:39.181
7-	30.832	<i>101.5</i>	44.226	81.9	24.707	118.4	1:39.765	14-	<i>30.645</i>	<i>101.5</i>	<i>43.987</i>	88.5	<i>23.447</i>	119.0	<i>1:38.079</i>
164		Anthony ALONSO						C SP125 / BARF Racing							
1-	Out	77.1	53.060	68.1	26.191	114.5	1:59.491	5-	Out	95.2	47.969	80.6	25.037	116.1	1:48.141
2-	34.193	87.3	48.374	75.1	25.035	116.3	1:47.602	6-	32.765	95.6	47.521	<i>82.4</i>	25.115	116.7	1:45.401
3-	33.396	89.6	47.519	79.2	<i>24.748</i>	<i>117.7</i>	1:45.663	7-	32.329	97.5	<i>47.007</i>	80.5	24.781	115.7	<i>1:44.117</i>
4-	32.735	97.0	47.747	79.0	In		2:23.279 P								
191		Andrew FISHER						C Fisher Racing							
1-	Out	89.7	50.088	70.0	26.298	<i>115.9</i>	1:55.768	9-	32.218	95.7	45.864	<i>85.2</i>	24.806	114.3	1:42.888
2-	33.448	96.4	46.723	84.9	25.027	115.3	1:45.198	10-	32.043	97.3	<i>45.707</i>	84.8	<i>24.510</i>	114.5	<i>1:42.260</i>
3-	32.237	<i>98.0</i>	46.873	80.4	24.924	114.5	1:44.034	11-	32.780	95.7	45.815	83.4	24.760	114.7	1:43.355
4-	32.372	97.1	45.818	<i>85.2</i>	24.705	114.3	1:42.895	12-	32.023	97.1	46.125	79.4	24.709	115.5	1:42.857
5-	32.491	96.3	45.901	83.5	24.655	115.3	1:43.047	13-	32.236	95.9	46.306	81.8	25.360	115.5	1:43.902
6-	<i>31.941</i>	96.8	45.882	83.4	24.915	115.1	1:42.738	14-	31.944	97.0	46.301	84.2	25.123	115.1	1:43.368
7-	31.967	97.0	46.812	84.1	25.040	112.8	1:43.819	15-	32.215	96.1	47.135	84.7	24.852	111.7	1:44.202
8-	32.977	94.9	45.954	84.5	24.729	114.3	1:43.660								

Weather / Track : Cloudy / Dry

Brands Hatch GP
Circuit Length = 2.4333 miles
Start: 09:00 End: 09:27

MCRCB BULLETIN TK061

2012 Monster Energy British Motostar Championship & Motostar Cup

QUALIFYING 1 - SPEED TRAPS

POS	SECTOR 1			SECTOR 2			FINISH LINE		
	NO	NAME	MPH	NO	NAME	MPH	NO	NAME	MPH
1	40	Joe FRANCIS	102.6	10	Peter SUTHERLAND	90.8	57	Oliver FITZPATRICK	125.9
2	4	Philip WAKEFIELD	102.3	28	Bradley RAY	90.6	27	Catherine GREEN	123.8
3	27	Catherine GREEN	102.3	34	Jordan WEAVING	89.7	10	Peter SUTHERLAND	122.9
4	28	Bradley RAY	102.1	37	Max HUNT	88.9	17	Tom CARNE	122.9
5	17	Tom CARNE	102.0	95	Tarran MACKENZIE	88.7	33	Joe IRVING	122.7
6	10	Peter SUTHERLAND	101.8	40	Joe FRANCIS	88.5	40	Joe FRANCIS	122.7
7	33	Joe IRVING	101.8	4	Philip WAKEFIELD	88.4	22	Luke HEDGER	122.0
8	95	Tarran MACKENZIE	101.5	27	Catherine GREEN	88.3	34	Jordan WEAVING	121.4
9	22	Luke HEDGER	101.4	22	Luke HEDGER	88.0	45	Olly SIMPSON	121.4
10	34	Jordan WEAVING	101.2	17	Tom CARNE	87.8	80	Callum BEY	121.4
11	77	Kyle RYDE	101.2	43	Arnie SHELTON	87.8	64	Asher DURHAM	121.1
12	57	Oliver FITZPATRICK	100.0	41	Jake BAYFORD	86.9	77	Kyle RYDE	120.9
13	80	Callum BEY	100.0	80	Callum BEY	86.8	4	Philip WAKEFIELD	120.3
14	81	Ryan WATSON	99.4	52	Tommy PHILP	86.6	28	Bradley RAY	120.1
15	35	Elliot LODGE	99.1	81	Ryan WATSON	86.4	11	Joseph THOMAS	119.4
16	24	Xavier ZAYAT	99.0	77	Kyle RYDE	86.0	81	Ryan WATSON	119.4
17	37	Max HUNT	99.0	11	Joseph THOMAS	85.5	41	Jake BAYFORD	119.2
18	52	Tommy PHILP	99.0	33	Joe IRVING	85.3	95	Tarran MACKENZIE	119.2
19	41	Jake BAYFORD	98.7	191	Andrew FISHER	85.2	13	Sam BURMAN	119.0
20	164	Anthony ALONSO	98.7	35	Elliot LODGE	84.5	24	Xavier ZAYAT	118.4
21	191	Andrew FISHER	98.0	57	Oliver FITZPATRICK	83.8	35	Elliot LODGE	118.4
22	13	Sam BURMAN	97.8	91	Ian STANFORD	83.8	37	Max HUNT	118.4
23	43	Arnie SHELTON	96.7	72	Ricky TARREN	82.8	42	James HOBSON	118.4
24	18	Paul DOBB	96.6	36	Bradley HUGHES	82.7	43	Arnie SHELTON	118.4
25	36	Bradley HUGHES	96.4	164	Anthony ALONSO	82.4	164	Anthony ALONSO	117.7
26	91	Ian STANFORD	96.0	64	Asher DURHAM	81.5	91	Ian STANFORD	117.5
27	64	Asher DURHAM	95.7	24	Xavier ZAYAT	81.3	18	Paul DOBB	116.5
28	72	Ricky TARREN	95.1	13	Sam BURMAN	80.5	72	Ricky TARREN	116.5
29	42	James HOBSON	94.1	42	James HOBSON	78.6	52	Tommy PHILP	116.1
30	11	Joseph THOMAS	92.9	18	Paul DOBB	77.9	191	Andrew FISHER	115.9
31	45	Olly SIMPSON	92.7	45	Olly SIMPSON	77.7	36	Bradley HUGHES	115.7
32	71	David WALES	92.4	71	David WALES	72.9	71	David WALES	112.6

Weather / Track : Cloudy / Dry

Brands Hatch GP
Circuit Length = 2.4333 miles
Start: 09:00 End: 09:27

MCRCB BULLETIN TK062

2012 Monster Energy British Motostar Championship & Motostar Cup

QUALIFYING 1 - BEST SECTOR TIMES

SECTOR 1			SECTOR 2			SECTOR 3			IDEAL / BEST COMPARISON						
POS	NO	NAME	TIME	NO	NAME	TIME	NO	NAME	TIME	POS	NO	NAME	IDEAL	BEST	DIFF
1	28	RAY	30.047	28	RAY	43.067	28	RAY	23.132	1	28	RAY	1:36.246	1:36.416	0.170
2	95	MACKENZIE	30.645	22	HEDGER	43.161	22	HEDGER	23.196	2	22	HEDGER	1:37.017	1:37.017	0.000
3	22	HEDGER	30.660	10	SUTHERLAND	43.550	40	FRANCIS	23.264	3	10	SUTHERLAND	1:37.742	1:38.067	0.325
4	77	RYDE	30.684	40	FRANCIS	43.651	27	GREEN	23.298	4	40	FRANCIS	1:37.839	1:37.891	0.052
5	10	SUTHERLAND	30.720	77	RYDE	43.686	17	CARNE	23.342	5	77	RYDE	1:37.862	1:38.213	0.351
6	37	HUNT	30.741	17	CARNE	43.790	34	WEAVING	23.408	6	17	CARNE	1:37.905	1:38.323	0.418
7	17	CARNE	30.773	33	IRVING	43.836	95	MACKENZIE	23.447	7	34	WEAVING	1:38.027	1:38.082	0.055
8	34	WEAVING	30.780	34	WEAVING	43.839	57	FITZPATRICK	23.467	8	95	MACKENZIE	1:38.079	1:38.079	0.000
9	4	WAKEFIELD	30.911	57	FITZPATRICK	43.909	10	SUTHERLAND	23.472	9	37	HUNT	1:38.285	1:38.285	0.000
10	40	FRANCIS	30.924	95	MACKENZIE	43.987	33	IRVING	23.478	10	33	IRVING	1:38.324	1:38.324	0.000
11	33	IRVING	31.010	37	HUNT	44.000	77	RYDE	23.492	11	57	FITZPATRICK	1:38.398	1:38.558	0.160
12	57	FITZPATRICK	31.022	27	GREEN	44.012	37	HUNT	23.544	12	27	GREEN	1:38.479	1:38.479	0.000
13	80	BEY	31.077	4	WAKEFIELD	44.363	4	WAKEFIELD	23.637	13	4	WAKEFIELD	1:38.911	1:39.002	0.091
14	27	GREEN	31.169	80	BEY	44.524	80	BEY	23.735	14	80	BEY	1:39.336	1:39.454	0.118
15	35	LODGE	31.247	43	SHELTON	44.571	43	SHELTON	23.893	15	43	SHELTON	1:39.926	1:40.252	0.326
16	52	PHILP	31.299	81	WATSON	44.726	52	PHILP	23.987	16	81	WATSON	1:40.056	1:40.118	0.062
17	81	WATSON	31.300	52	PHILP	44.865	81	WATSON	24.030	17	52	PHILP	1:40.151	1:40.197	0.046
18	43	SHELTON	31.462	35	LODGE	45.064	35	LODGE	24.048	18	35	LODGE	1:40.359	1:40.682	0.323
19	41	BAYFORD	31.791	41	BAYFORD	45.171	41	BAYFORD	24.128	19	41	BAYFORD	1:41.090	1:41.343	0.253
20	191	FISHER	31.941	191	FISHER	45.707	36	HUGHES	24.356	20	191	FISHER	1:42.158	1:42.260	0.102
21	36	HUGHES	32.088	24	ZAYAT	45.797	45	SIMPSON	24.365	21	36	HUGHES	1:42.279	1:42.279	0.000
22	24	ZAYAT	32.114	36	HUGHES	45.835	24	ZAYAT	24.409	22	24	ZAYAT	1:42.320	1:42.508	0.188
23	164	ALONSO	32.217	11	THOMAS	46.107	191	FISHER	24.510	23	11	THOMAS	1:43.127	1:43.218	0.091
24	11	THOMAS	32.298	45	SIMPSON	46.188	18	DOBB	24.655	24	45	SIMPSON	1:43.454	1:43.454	0.000
25	72	TARREN	32.375	42	HOBSON	46.397	72	TARREN	24.663	25	18	DOBB	1:43.771	1:43.915	0.144
26	18	DOBB	32.473	18	DOBB	46.643	64	DURHAM	24.672	26	72	TARREN	1:43.864	1:43.864	0.000
27	42	HOBSON	32.627	72	TARREN	46.826	11	THOMAS	24.722	27	42	HOBSON	1:43.866	1:43.975	0.109
28	64	DURHAM	32.630	64	DURHAM	46.836	164	ALONSO	24.748	28	164	ALONSO	1:43.972	1:44.117	0.145
29	45	SIMPSON	32.901	164	ALONSO	47.007	42	HOBSON	24.842	29	64	DURHAM	1:44.138	1:44.293	0.155
30	13	BURMAN	33.126	91	STANFORD	47.242	91	STANFORD	24.922	30	91	STANFORD	1:45.387	1:45.669	0.282
31	91	STANFORD	33.223	13	BURMAN	47.469	13	BURMAN	25.087	31	13	BURMAN	1:45.682	1:46.114	0.432
32	71	WALES	33.954	71	WALES	48.918	71	WALES	25.832	32	71	WALES	1:48.704	1:49.186	0.482

Perfect Lap	1:36.246
-------------	----------

Weather / Track : Cloudy / Dry

Brands Hatch GP
Circuit Length = 2.4333 miles
Start: 09:00 End: 09:27


MCRCB BULLETIN TK136



2012 Monster Energy British Motostar Championship & Motostar Cup
RACE 10 - PROVISIONAL GRID

ROW 8	1:49.186 71 David WALES	1:46.114 13 Sam BURMAN	1:45.669 91 Ian STANFORD	1:44.293 64 Asher DURHAM
ROW 7	1:44.117 164 Anthony ALONSO	1:43.975 42 James HOBSON	1:43.915 18 Paul DOBB	1:43.864 72 Ricky TARREN
ROW 6	1:43.454 45 Olly SIMPSON	1:43.218 11 Joseph THOMAS	1:42.508 24 Xavier ZAYAT	1:42.279 36 Bradley HUGHES
ROW 5	1:42.260 191 Andrew FISHER	1:41.343 41 Jake BAYFORD	1:40.682 35 Elliot LODGE	1:40.252 43 Arnie SHELTON
ROW 4	1:40.197 52 Tommy PHILP	1:40.118 81 Ryan WATSON	1:39.454 80 Callum BEY	1:39.002 4 Philip WAKEFIELD
ROW 3	1:38.558 57 Oliver FITZPATRICK	1:38.479 27 Catherine GREEN	1:38.324 33 Joe IRVING	1:38.323 17 Tom CARNE
ROW 2	1:38.285 37 Max HUNT	1:38.213 77 Kyle RYDE	1:38.082 34 Jordan WEAVING	1:38.079 95 Tarran MACKENZIE
ROW 1	1:38.067 10 Peter SUTHERLAND	1:37.891 40 Joe FRANCIS	1:37.017 22 Luke HEDGER	1:36.416 28 Bradley RAY

Pole



Brands Hatch GP
Circuit Length = 2.4333 miles

These results are provisional until the conclusion of any judicial and technical matters.

Race Director :	Stewards :	Timekeeper :
-----------------	------------	--------------

Printed - 17.18 Saturday, 13 October 2012

MCRCB BULLETIN TK159



2012 Monster Energy British Motostar Championship & Motostar Cup WARM-UP - CLASSIFICATION

POS	NO	CL	NAME	ENTRY	TIME	ON	LAPS	GAP	DIFF	MPH
1	28	C	Bradley RAY	Honda - MG / FAB-Racing	1:36.748	5	5			90.54
2	77	C	Kyle RYDE	Honda - Metmachex SHR Wilson Craig Honda	1:36.808	5	5	0.060	0.060	90.48
3	22	C	Luke HEDGER	Luyten Honda - FPW Racing	1:37.325	5	5	0.577	0.517	90.00
4	95	C	Tarran MACKENZIE	KTM - Redline KTM	1:37.582	5	5	0.834	0.257	89.76
5	40	C	Joe FRANCIS	Honda - Banks Racing	1:37.957	5	5	1.209	0.375	89.42
6	10		Peter SUTHERLAND	Aprilia - Kinpac Racing	1:38.260	4	5	1.512	0.303	89.14
7	33	C	Joe IRVING	Honda - e3 motorsport	1:38.267	5	5	1.519	0.007	89.14
8	4		Philip WAKEFIELD	Seel - PWR / Sandbach Scrap Metal	1:38.881	5	5	2.133	0.614	88.58
9	81	C	Ryan WATSON	Honda - Watson / Work Racing	1:39.211	5	5	2.463	0.330	88.29
10	37		Max HUNT	Honda - Racelab	1:39.611	4	5	2.863	0.400	87.94
11	34	C	Jordan WEAIVING	Honda - SP125 / Jordan Racing	1:39.646	4	5	2.898	0.035	87.90
12	17		Tom CARNE	Honda - SP125 / TC Racing	1:39.741	4	5	2.993	0.095	87.82
13	80	C	Callum BEY	Honda - RCD Motorsport	1:40.342	5	5	3.594	0.601	87.29
14	57	C	Oliver FITZPATRICK	Honda - FitzPatrick57	1:40.710	4	4	3.962	0.368	86.98
15	43		Arnie SHELTON	Honda - Shelton Racing	1:41.026	5	5	4.278	0.316	86.70
16	52	C	Tommy PHILP	Honda - Berkshire Motorcycle Centre	1:41.038	5	5	4.290	0.012	86.69
17	35		Elliot LODGE	Honda - SP125 / SpikeRacing	1:41.274	5	5	4.526	0.236	86.49
18	24	C	Xavier ZAYAT	Honda - SGR Racing	1:41.544	5	5	4.796	0.270	86.26
19	45	C	Oilly SIMPSON	Honda - Team Simpson	1:42.399	4	5	5.651	0.855	85.54
20	41	C	Jake BAYFORD	Honda - j4ke.com	1:42.699	5	5	5.951	0.300	85.29
21	36	C	Bradley HUGHES	RCS - Repli-Cast UK / RCS Racing	1:43.074	5	5	6.326	0.375	84.98
22	72		Ricky TARREN	Honda - RST Racing	1:43.265	5	5	6.517	0.191	84.82
23	64	C	Asher DURHAM	Honda - Pr1moracing.co.uk	1:43.625	4	5	6.877	0.360	84.53
24	11	C	Joseph THOMAS	Honda - Moto UK Racing	1:43.687	5	5	6.939	0.062	84.48
25	191	C	Andrew FISHER	Honda - Fisher Racing	1:43.705	5	5	6.957	0.018	84.46
26	13		Sam BURMAN	Honda - WNT/Phill Burman Racing	1:43.767	4	5	7.019	0.062	84.41
27	42	C	James HOBSON	Honda - Two 4 Motorsport	1:43.860	4	5	7.112	0.093	84.34
28	164	C	Anthony ALONSO	Honda - SP125 / BARF Racing	1:44.772	4	4	8.024	0.912	83.60
29	18		Paul DOBB	Honda - PDR	1:45.201	5	5	8.453	0.429	83.26
30	91		Ian STANFORD	Honda - Stanford Racing	1:46.255	4	5	9.507	1.054	82.44
31	71	C	David WALES	Honda - TAD Racing	1:50.084	5	5	13.336	3.829	79.57
32	27		Catherine GREEN	Seel Honda - RS Racing		0	1			

Weather / Track : Sunny / Dry

These results are provisional until the conclusion of any judicial and technical matters.

Brands Hatch GP

Circuit Length = 2.4333 miles

Start: 10:50 End: 11:00

Race Director :	Stewards :	Timekeeper :
-----------------	------------	--------------

www.tsl-timing.com

Printed - 11.00 Sunday, 14 October 2012



MCRCB BULLETIN TK160

2012 Monster Energy British Motostar Championship & Motostar Cup

WARM-UP - SECTOR ANALYSIS

4	Philip WAKEFIELD					PWR / Sandbach Scrap Metal									
1-	Out	87.4	49.142	77.8	26.359	117.5	1:53.727	4-	<i>30.870</i>	<i>102.6</i>	44.331	86.3	24.185	117.3	1:39.386
2-		32.843	99.6	45.986	77.8	24.315	<i>118.6</i>	5-	31.026	101.8	<i>44.069</i>	<i>87.4</i>	<i>23.786</i>	117.7	1:38.881
3-		31.865	100.9	44.910	82.6	24.273	<i>118.6</i>								
10	Peter SUTHERLAND					Kinpac Racing									
1-	Out	94.0	45.775	74.9	25.403	120.7	1:46.312	4-	31.354	<i>101.8</i>	<i>43.400</i>	<i>85.8</i>	<i>23.506</i>	121.6	1:38.260
2-		32.068	99.6	43.964	79.6	24.532	<i>122.0</i>	5-	<i>30.909</i>	101.5	44.096	84.4	23.678	120.3	1:38.683
3-		31.991	99.7	44.026	83.4	23.764	121.6								
11	Joseph THOMAS					C Moto UK Racing									
1-	Out	75.7	50.600	69.3	26.528	116.9	1:55.679	4-	32.583	93.5	<i>46.266</i>	79.2	25.168	116.9	1:44.017
2-		33.727	88.9	47.460	77.9	25.576	117.9	5-	<i>32.387</i>	<i>94.9</i>	46.409	76.4	<i>24.891</i>	<i>119.0</i>	1:43.687
3-		33.443	91.4	46.501	<i>82.6</i>	24.936	118.8								
13	Sam BURMAN					WNT/Phill Burman Racing									
1-	Out	95.2	49.546	79.9	25.257	119.4	1:52.267	4-	32.604	96.0	46.494	82.2	<i>24.669</i>	<i>120.3</i>	1:43.767
2-		33.625	92.2	47.020	81.7	24.977	119.2	5-	<i>32.437</i>	<i>98.4</i>	<i>46.322</i>	<i>82.5</i>	25.242	118.1	1:44.001
3-		32.879	97.7	47.045	80.3	24.768	119.8								
17	Tom CARNE					SP125 / TC Racing									
1-	Out	80.1	50.647	73.8	24.957	122.9	1:55.573	4-	<i>31.392</i>	<i>101.2</i>	<i>44.383</i>	83.4	23.966	<i>124.7</i>	1:39.741
2-		32.235	98.8	44.796	79.4	24.116	122.5	5-	31.970	94.5	45.043	<i>84.0</i>	24.183	122.0	1:41.196
3-		31.636	99.4	44.475	83.8	<i>23.798</i>	122.9								
18	Paul DOBB					PDR									
1-	Out	90.7	48.595	71.3	25.265	<i>116.9</i>	1:49.062	4-	33.353	<i>95.3</i>	47.374	72.5	25.420	114.3	1:46.147
2-		33.457	87.3	47.656	74.6	25.463	115.3	5-	<i>33.070</i>	95.2	<i>46.914</i>	<i>76.1</i>	25.217	113.9	1:45.201
3-		33.414	91.4	47.118	74.6	<i>25.071</i>	115.1								
22	Luke HEDGER					C FPW Racing									
1-	Out	98.4	44.699	79.6	24.162	<i>120.7</i>	1:42.075	4-	30.766	100.9	43.508	86.3	23.542	119.4	1:37.816
2-		31.159	100.2	43.718	83.7	23.696	120.5	5-	<i>30.658</i>	<i>101.1</i>	<i>43.247</i>	<i>87.4</i>	<i>23.420</i>	119.2	1:37.325
3-		31.008	100.0	43.516	84.7	23.454	120.1								
24	Xavier ZAYAT					C SGR Racing									
1-	Out	87.7	47.250	74.5	24.440	119.0	1:48.870	4-	<i>31.850</i>	<i>100.2</i>	45.619	80.4	24.487	116.3	1:41.956
2-		32.071	97.1	45.820	74.3	24.462	<i>119.2</i>	5-	32.015	90.7	45.519	<i>80.6</i>	<i>24.010</i>	117.5	1:41.544
3-		32.165	99.0	<i>45.502</i>	77.6	24.412	117.1								
27	Catherine GREEN					RS Racing									
1-	Out	<i>92.8</i>	<i>46.307</i>	<i>79.0</i>	<i>24.420</i>	<i>123.6</i>	1:47.770								
28	Bradley RAY					C MG / FAB-Racing									
1-	Out	92.8	46.182	76.5	24.601	<i>121.4</i>	1:46.928	4-	30.286	99.9	43.437	87.5	23.494	117.5	1:37.217
2-		31.280	99.0	44.048	82.3	23.608	118.6	5-	<i>30.224</i>	<i>100.0</i>	<i>43.128</i>	<i>88.8</i>	<i>23.396</i>	117.1	1:36.748
3-		30.530	98.8	43.355	86.5	23.754	116.5								
33	Joe IRVING					C e3 motorsport									
1-	Out	94.1	46.173	76.3	24.737	120.7	1:47.334	4-	31.160	101.2	43.900	79.4	<i>23.563</i>	<i>123.1</i>	1:38.623
2-		32.032	102.0	44.354	79.7	24.096	121.6	5-	<i>30.822</i>	<i>102.9</i>	<i>43.653</i>	<i>84.1</i>	23.792	121.4	1:38.267
3-		31.578	101.4	44.439	77.1	24.154	122.9								
34	Jordan WEAIVING					C SP125 / Jordan Racing									
1-	Out	92.2	48.673	78.8	24.525	120.5	1:48.967	4-	<i>31.170</i>	<i>101.1</i>	<i>44.452</i>	81.1	24.024	119.2	1:39.646
2-		31.885	97.0	44.756	83.7	<i>24.019</i>	119.4	5-	31.265	100.2	45.717	<i>85.1</i>	24.064	113.2	1:41.046
3-		31.336	99.3	44.792	79.9	24.053	<i>122.2</i>								
35	Elliot LODGE					SP125 / SpikeRacing									
1-	Out	88.2	49.412	75.3	25.999	112.8	1:51.567	4-	32.060	98.0	45.649	81.7	<i>24.335</i>	115.3	1:42.044

Weather / Track : Sunny / Dry

Brands Hatch GP
Circuit Length = 2.4333 miles
Start: 10:50 End: 11:00

MCRCB BULLETIN TK160

2012 Monster Energy British Motostar Championship & Motostar Cup

WARM-UP - SECTOR ANALYSIS

2-	32.593	94.5	46.138	79.5	24.582	<i>116.1</i>	1:43.313	5-	<i>31.467</i>	<i>99.7</i>	<i>45.419</i>	<i>83.8</i>	24.388	<i>116.1</i>	1:41.274
3-	32.127	98.4	45.806	81.2	24.650	115.9	1:42.583								
36	Bradley HUGHES			C			Repli-Cast UK / RCS Racing								
1-	Out	75.9	54.189	68.2	28.800	92.9	2:04.749	4-	32.778	92.4	<i>45.948</i>	79.6	25.267	<i>114.3</i>	1:43.993
2-	36.726	82.2	52.445	72.4	27.237	97.3	1:56.408	5-	<i>32.606</i>	<i>94.3</i>	45.963	<i>82.2</i>	<i>24.505</i>	112.6	1:43.074
3-	35.742	79.6	51.496	73.4	25.301	113.2	1:52.539								
37	Max HUNT			C			Racelab								
1-	Out	91.8	47.726	79.0	24.910	115.5	1:46.796	4-	31.103	97.8	<i>44.710</i>	<i>85.4</i>	<i>23.798</i>	116.5	1:39.611
2-	32.531	95.7	45.868	78.5	24.203	116.7	1:42.602	5-	<i>30.997</i>	<i>99.7</i>	45.196	84.4	24.171	<i>117.3</i>	1:40.364
3-	31.809	98.3	44.860	81.0	24.107	115.7	1:40.776								
40	Joe FRANCIS			C			Banks Racing								
1-	Out	93.7	46.205	79.7	24.180	<i>120.1</i>	1:44.423	4-	30.852	100.8	44.100	86.5	<i>23.686</i>	117.9	1:38.638
2-	31.634	98.5	44.130	85.6	23.870	117.9	1:39.634	5-	<i>30.767</i>	<i>101.2</i>	<i>43.355</i>	<i>88.1</i>	23.835	118.8	1:37.957
3-	31.198	99.7	43.920	85.6	23.717	119.8	1:38.835								
41	Jake BAYFORD			C			j4ke.com								
1-	Out	87.6	47.943	69.2	25.042	<i>119.0</i>	1:50.340	4-	32.447	93.1	46.099	78.1	24.796	117.5	1:43.342
2-	32.531	90.3	47.125	74.6	24.641	117.3	1:44.297	5-	<i>32.434</i>	<i>94.5</i>	<i>45.660</i>	<i>82.5</i>	<i>24.605</i>	116.7	1:42.699
3-	32.695	91.8	46.546	77.9	25.471	115.9	1:44.712								
42	James HOBSON			C			Two 4 Motorsport								
1-	Out	85.7	48.482	75.7	25.867	116.7	1:52.298	4-	<i>32.656</i>	92.6	<i>46.276</i>	77.6	<i>24.928</i>	<i>119.2</i>	1:43.860
2-	33.559	<i>92.7</i>	46.858	<i>78.3</i>	25.126	117.5	1:45.543	5-	32.940	91.4	46.299	77.8	25.245	117.3	1:44.484
3-	33.078	92.3	46.531	77.3	25.190	119.0	1:44.799								
43	Arnie SHELTON			C			Shelton Racing								
1-	Out	93.2	46.547	79.8	24.753	<i>118.1</i>	1:44.497	4-	32.442	94.9	45.145	<i>88.4</i>	<i>24.065</i>	116.5	1:41.652
2-	31.955	92.6	45.661	83.5	24.302	115.5	1:41.918	5-	31.778	<i>97.3</i>	<i>44.840</i>	87.8	24.408	114.5	1:41.026
3-	<i>31.674</i>	95.5	45.702	84.6	24.442	115.1	1:41.818								
45	Oilly SIMPSON			C			Team Simpson								
1-	Out	76.3	49.246	75.7	25.883	114.9	1:50.813	4-	<i>32.629</i>	88.3	<i>45.881</i>	78.6	<i>23.889</i>	<i>122.7</i>	1:42.399
2-	33.441	<i>91.9</i>	45.911	<i>79.4</i>	24.348	120.9	1:43.700	5-	32.979	87.5	46.032	77.1	24.913	120.7	1:43.924
3-	32.859	90.4	46.045	76.8	24.200	121.4	1:43.104								
52	Tommy PHILP			C			Berkshire Motorcycle Centre								
1-	Out	87.7	47.612	77.6	24.769	<i>119.0</i>	1:51.465	4-	<i>31.375</i>	98.1	45.509	78.9	24.391	118.4	1:41.275
2-	32.467	97.7	45.727	83.3	24.463	117.3	1:42.657	5-	31.817	98.0	<i>45.116</i>	<i>86.3</i>	<i>24.105</i>	116.3	1:41.038
3-	31.928	<i>99.1</i>	45.140	83.6	24.186	115.9	1:41.254								
57	Oliver FITZPATRICK			C			FitzPatrick57								
1-	Out	78.3	51.173	65.2	27.221	116.3	1:56.848	3-	32.575	96.7	44.911	77.7	23.938	126.9	1:41.424
2-	34.655	88.7	47.537	75.4	24.801	125.0	1:46.993	4-	<i>32.098</i>	<i>99.9</i>	<i>44.794</i>	78.5	<i>23.818</i>	<i>128.3</i>	1:40.710
64	Asher DURHAM			C			Pr1moracing.co.uk								
1-	Out	88.8	48.560	74.8	25.299	119.0	1:51.477	4-	<i>32.346</i>	<i>96.7</i>	<i>46.244</i>	77.5	25.035	118.6	1:43.625
2-	33.429	89.8	47.410	78.4	24.943	117.5	1:45.782	5-	32.859	91.8	46.866	<i>79.4</i>	25.392	113.9	1:45.117
3-	33.279	92.6	47.012	78.5	<i>24.643</i>	<i>120.5</i>	1:44.934								
71	David WALES			C			TAD Racing								
1-	Out	71.5	53.806	63.7	26.853	112.4	2:00.717	4-	34.174	85.8	50.115	<i>69.7</i>	25.969	112.2	1:50.258
2-	35.583	<i>87.7</i>	51.617	66.6	26.502	112.0	1:53.702	5-	<i>33.915</i>	86.1	<i>49.754</i>	67.7	26.415	112.4	1:50.084
3-	34.392	86.7	50.924	67.8	<i>25.935</i>	<i>113.0</i>	1:51.251								
72	Ricky TARREN			C			RST Racing								
1-	Out	88.2	48.135	76.9	25.315	<i>115.9</i>	1:49.616	4-	32.442	96.3	46.640	77.8	<i>24.929</i>	115.1	1:44.011
2-	33.027	90.9	47.238	79.5	25.065	114.9	1:45.330	5-	<i>32.177</i>	<i>96.8</i>	<i>46.095</i>	<i>81.8</i>	24.993	113.9	1:43.265
3-	32.963	94.9	47.187	75.7	25.003	115.3	1:45.153								

Weather / Track : Sunny / Dry

Brands Hatch GP
Circuit Length = 2.4333 miles
Start: 10:50 End: 11:00

MCRCB BULLETIN TK160

2012 Monster Energy British Motostar Championship & Motostar Cup

WARM-UP - SECTOR ANALYSIS

77	Kyle RYDE	C Metmachex SHR Wilson Craig Honda														
1-	Out	94.8	45.170	77.1	24.422	121.1	1:43.238	4-	30.473	<i>101.2</i>	43.181	84.3	23.351	<i>123.1</i>	1:37.005	
2-		31.218	99.9	45.275	72.2	24.565	120.1	1:41.058	5-	<i>30.460</i>	101.1	<i>43.023</i>	<i>88.5</i>	<i>23.325</i>	119.8	1:36.808
3-		30.700	<i>101.2</i>	43.426	86.7	23.445	121.1	1:37.571								
80	Callum BEY	C RCD Motorsport														
1-	Out	93.7	45.691	79.1	24.666	119.2	1:43.130	4-	<i>31.317</i>	98.5	44.942	<i>84.1</i>	<i>24.093</i>	118.6	1:40.352	
2-		31.581	97.5	44.968	79.9	24.168	<i>119.8</i>	1:40.717	5-	31.509	<i>99.0</i>	<i>44.579</i>	84.0	24.254	119.2	1:40.342
3-		31.519	<i>99.0</i>	44.713	83.1	24.287	117.7	1:40.519								
81	Ryan WATSON	C Watson / Work Racing														
1-	Out	94.7	45.872	82.4	24.424	118.6	1:44.706	4-	31.156	<i>99.1</i>	44.412	<i>87.6</i>	23.889	119.4	1:39.457	
2-		31.726	97.7	45.073	82.2	24.229	119.0	1:41.028	5-	<i>31.090</i>	<i>99.1</i>	<i>44.234</i>	87.3	23.887	118.8	1:39.211
3-		31.419	98.3	44.699	83.9	<i>23.845</i>	<i>119.6</i>	1:39.963								
91	Ian STANFORD	Stanford Racing														
1-	Out	78.4	49.856	73.6	25.678	<i>116.7</i>	1:52.953	4-	<i>33.475</i>	95.2	47.317	79.4	25.463	113.9	1:46.255	
2-		34.318	90.7	48.154	80.3	<i>25.330</i>	115.5	1:47.802	5-	33.574	<i>95.6</i>	<i>47.313</i>	78.4	25.542	113.7	1:46.429
3-		33.809	93.9	47.463	<i>80.4</i>	25.434	114.1	1:46.706								
95	Tarran MACKENZIE	C Redline KTM														
1-	Out	94.9	46.998	77.7	24.399	120.7	1:49.551	4-	30.832	101.7	43.998	86.0	23.344	120.3	1:38.174	
2-		31.491	100.9	44.993	81.4	23.784	120.7	1:40.268	5-	<i>30.717</i>	101.2	<i>43.594</i>	<i>86.7</i>	<i>23.271</i>	<i>121.4</i>	1:37.582
3-		30.888	<i>101.8</i>	43.855	80.6	23.860	119.2	1:38.603								
164	Anthony ALONSO	C SP125 / BARF Racing														
1-	Out	69.3	54.888	69.0	27.066	112.4	2:03.157	3-	33.208	95.5	47.729	75.4	25.372	<i>115.5</i>	1:46.309	
2-		34.594	92.8	49.814	72.2	26.108	113.4	1:50.516	4-	<i>32.507</i>	<i>97.4</i>	<i>47.188</i>	80.5	<i>25.077</i>	114.5	1:44.772
191	Andrew FISHER	C Fisher Racing														
1-	Out	83.6	50.016	70.3	26.504	113.0	1:54.648	4-	32.654	<i>97.7</i>	46.294	77.2	25.021	114.5	1:43.969	
2-		33.341	97.0	46.565	79.0	<i>24.774</i>	<i>115.5</i>	1:44.680	5-	<i>32.511</i>	97.5	<i>46.095</i>	<i>82.6</i>	25.099	112.2	1:43.705
3-		32.971	97.4	46.126	80.5	25.119	114.5	1:44.216								

Weather / Track : Sunny / Dry

Brands Hatch GP
Circuit Length = 2.4333 miles
Start: 10:50 End: 11:00

MCRCB BULLETIN TK161

2012 Monster Energy British Motostar Championship & Motostar Cup

WARM-UP - SPEED TRAPS

SECTOR 1				SECTOR 2			FINISH LINE		
POS	NO	NAME	MPH	NO	NAME	MPH	NO	NAME	MPH
1	33	Joe IRVING	102.9	28	Bradley RAY	88.8	57	Oliver FITZPATRICK	128.3
2	4	Philip WAKEFIELD	102.6	77	Kyle RYDE	88.5	17	Tom CARNE	124.7
3	10	Peter SUTHERLAND	101.8	43	Arnie SHELTON	88.4	27	Catherine GREEN	123.6
4	95	Tarran MACKENZIE	101.8	40	Joe FRANCIS	88.1	33	Joe IRVING	123.1
5	17	Tom CARNE	101.2	81	Ryan WATSON	87.6	77	Kyle RYDE	123.1
6	40	Joe FRANCIS	101.2	4	Philip WAKEFIELD	87.4	45	Olly SIMPSON	122.7
7	77	Kyle RYDE	101.2	22	Luke HEDGER	87.4	34	Jordan WEAVING	122.2
8	22	Luke HEDGER	101.1	95	Tarran MACKENZIE	86.7	10	Peter SUTHERLAND	122.0
9	34	Jordan WEAVING	101.1	52	Tommy PHILP	86.3	28	Bradley RAY	121.4
10	24	Xavier ZAYAT	100.2	10	Peter SUTHERLAND	85.8	95	Tarran MACKENZIE	121.4
11	28	Bradley RAY	100.0	37	Max HUNT	85.4	22	Luke HEDGER	120.7
12	57	Oliver FITZPATRICK	99.9	34	Jordan WEAVING	85.1	64	Asher DURHAM	120.5
13	35	Elliot LODGE	99.7	33	Joe IRVING	84.1	13	Sam BURMAN	120.3
14	37	Max HUNT	99.7	80	Callum BEY	84.1	40	Joe FRANCIS	120.1
15	52	Tommy PHILP	99.1	17	Tom CARNE	84.0	80	Callum BEY	119.8
16	81	Ryan WATSON	99.1	35	Elliot LODGE	83.8	81	Ryan WATSON	119.6
17	80	Callum BEY	99.0	11	Joseph THOMAS	82.6	24	Xavier ZAYAT	119.2
18	13	Sam BURMAN	98.4	191	Andrew FISHER	82.6	42	James HOBSON	119.2
19	191	Andrew FISHER	97.7	13	Sam BURMAN	82.5	11	Joseph THOMAS	119.0
20	164	Anthony ALONSO	97.4	41	Jake BAYFORD	82.5	41	Jake BAYFORD	119.0
21	43	Arnie SHELTON	97.3	36	Bradley HUGHES	82.2	52	Tommy PHILP	119.0
22	72	Ricky TARREN	96.8	72	Ricky TARREN	81.8	4	Philip WAKEFIELD	118.6
23	64	Asher DURHAM	96.7	57	Oliver FITZPATRICK	81.5	43	Arnie SHELTON	118.1
24	91	Ian STANFORD	95.6	164	Anthony ALONSO	81.0	37	Max HUNT	117.3
25	18	Paul DOBB	95.3	24	Xavier ZAYAT	80.6	18	Paul DOBB	116.9
26	11	Joseph THOMAS	94.9	91	Ian STANFORD	80.4	91	Ian STANFORD	116.7
27	41	Jake BAYFORD	94.5	45	Olly SIMPSON	79.4	35	Elliot LODGE	116.1
28	36	Bradley HUGHES	94.3	64	Asher DURHAM	79.4	72	Ricky TARREN	115.9
29	42	James HOBSON	93.7	27	Catherine GREEN	79.0	164	Anthony ALONSO	115.5
30	27	Catherine GREEN	92.8	42	James HOBSON	78.3	191	Andrew FISHER	115.5
31	45	Olly SIMPSON	91.9	18	Paul DOBB	76.1	36	Bradley HUGHES	114.3
32	71	David WALES	87.7	71	David WALES	69.7	71	David WALES	113.0

Weather / Track : Sunny / Dry

Brands Hatch GP
Circuit Length = 2.4333 miles
Start: 10:50 End: 11:00

MCRCB BULLETIN TK162

2012 Monster Energy British Motostar Championship & Motostar Cup

WARM-UP - BEST SECTOR TIMES

SECTOR 1			SECTOR 2			SECTOR 3			IDEAL / BEST COMPARISON						
POS	NO	NAME	TIME	NO	NAME	TIME	NO	NAME	TIME	POS	NO	NAME	IDEAL	BEST	DIFF
1	28	RAY	30.224	77	RYDE	43.023	95	MACKENZIE	23.271	1	28	RAY	1:36.748	1:36.748	0.000
2	77	RYDE	30.460	28	RAY	43.128	77	RYDE	23.325	2	77	RYDE	1:36.808	1:36.808	0.000
3	22	HEDGER	30.658	22	HEDGER	43.247	28	RAY	23.396	3	22	HEDGER	1:37.325	1:37.325	0.000
4	95	MACKENZIE	30.717	40	FRANCIS	43.355	22	HEDGER	23.420	4	95	MACKENZIE	1:37.582	1:37.582	0.000
5	40	FRANCIS	30.767	10	SUTHERLAND	43.400	10	SUTHERLAND	23.506	5	40	FRANCIS	1:37.808	1:37.957	0.149
6	33	IRVING	30.822	95	MACKENZIE	43.594	33	IRVING	23.563	6	10	SUTHERLAND	1:38.725	1:38.260	0.445
7	4	WAKEFIELD	30.870	33	IRVING	43.653	40	FRANCIS	23.686	7	33	IRVING	1:38.038	1:38.267	0.229
8	10	SUTHERLAND	30.909	4	WAKEFIELD	44.069	4	WAKEFIELD	23.786	8	4	WAKEFIELD	1:38.725	1:38.881	0.156
9	37	HUNT	30.997	81	WATSON	44.234	17	CARNE	23.798	9	81	WATSON	1:39.169	1:39.211	0.042
10	81	WATSON	31.090	17	CARNE	44.383	37	HUNT	23.798	10	37	HUNT	1:39.505	1:39.611	0.106
11	34	WEAVING	31.170	34	WEAVING	44.452	57	FITZPATRICK	23.818	11	17	CARNE	1:39.573	1:39.741	0.168
12	80	BEY	31.317	80	BEY	44.579	81	WATSON	23.845	12	34	WEAVING	1:39.641	1:39.646	0.005
13	52	PHILP	31.375	37	HUNT	44.710	45	SIMPSON	23.889	13	80	BEY	1:39.989	1:40.342	0.353
14	17	CARNE	31.392	57	FITZPATRICK	44.794	24	ZAYAT	24.010	14	43	SHELTON	1:40.579	1:41.026	0.447
15	35	LODGE	31.467	43	SHELTON	44.840	34	WEAVING	24.019	15	52	PHILP	1:40.596	1:41.038	0.442
16	43	SHELTON	31.674	52	PHILP	45.116	43	SHELTON	24.065	16	57	FITZPATRICK	1:40.710	1:40.710	0.000
17	24	ZAYAT	31.850	35	LODGE	45.419	80	BEY	24.093	17	35	LODGE	1:41.221	1:41.274	0.053
18	57	FITZPATRICK	32.098	24	ZAYAT	45.502	52	PHILP	24.105	18	24	ZAYAT	1:41.362	1:41.544	0.182
19	72	TARREN	32.177	41	BAYFORD	45.660	35	LODGE	24.335	19	45	SIMPSON	1:42.399	1:42.399	0.000
20	64	DURHAM	32.346	45	SIMPSON	45.881	27	GREEN	24.420	20	41	BAYFORD	1:42.699	1:42.699	0.000
21	11	THOMAS	32.387	36	HUGHES	45.948	36	HUGHES	24.505	21	36	HUGHES	1:43.059	1:43.074	0.015
22	41	BAYFORD	32.434	72	TARREN	46.095	41	BAYFORD	24.605	22	72	TARREN	1:43.201	1:43.265	0.064
23	13	BURMAN	32.437	191	FISHER	46.095	64	DURHAM	24.643	23	64	DURHAM	1:43.233	1:43.625	0.392
24	164	ALONSO	32.507	64	DURHAM	46.244	13	BURMAN	24.669	24	191	FISHER	1:43.380	1:43.705	0.325
25	191	FISHER	32.511	11	THOMAS	46.266	191	FISHER	24.774	25	13	BURMAN	1:43.428	1:43.767	0.339
26	36	HUGHES	32.606	42	HOBSON	46.276	11	THOMAS	24.891	26	27	GREEN	1:43.486		
27	45	SIMPSON	32.629	27	GREEN	46.307	42	HOBSON	24.928	27	11	THOMAS	1:43.544	1:43.687	0.143
28	42	HOBSON	32.656	13	BURMAN	46.322	72	TARREN	24.929	28	42	HOBSON	1:43.860	1:43.860	0.000
29	27	GREEN	32.759	18	DOBB	46.914	18	DOBB	25.071	29	164	ALONSO	1:44.772	1:44.772	0.000
30	18	DOBB	33.070	164	ALONSO	47.188	164	ALONSO	25.077	30	18	DOBB	1:45.055	1:45.201	0.146
31	91	STANFORD	33.475	91	STANFORD	47.313	91	STANFORD	25.330	31	91	STANFORD	1:46.118	1:46.255	0.137
32	71	WALES	33.915	71	WALES	49.754	71	WALES	25.935	32	71	WALES	1:49.604	1:50.084	0.480

Perfect Lap	1:36.518
-------------	----------

Weather / Track : Sunny / Dry

Brands Hatch GP
Circuit Length = 2.4333 miles
Start: 10:50 End: 11:00


MCRCB BULLETIN TK163



2012 Monster Energy British Motostar Championship & Motostar Cup
RACE 10 - FINAL GRID

ROW 8	1:49.186 71 David WALES	1:46.114 13 Sam BURMAN	1:45.669 91 Ian STANFORD	1:44.293 64 Asher DURHAM
ROW 7	1:44.117 164 Anthony ALONSO	1:43.975 42 James HOBSON	1:43.915 18 Paul DOBB	1:43.864 72 Ricky TARREN
ROW 6	1:43.454 45 Olly SIMPSON	1:43.218 11 Joseph THOMAS	1:42.508 24 Xavier ZAYAT	1:42.279 36 Bradley HUGHES
ROW 5	1:42.260 191 Andrew FISHER	1:41.343 41 Jake BAYFORD	1:40.682 35 Elliot LODGE	1:40.252 43 Arnie SHELTON
ROW 4	1:40.197 52 Tommy PHILP	1:40.118 81 Ryan WATSON	1:39.454 80 Callum BEY	1:39.002 4 Philip WAKEFIELD
ROW 3	1:38.558 57 Oliver FITZPATRICK	1:38.479 27 Catherine GREEN	1:38.324 33 Joe IRVING	1:38.323 17 Tom CARNE
ROW 2	1:38.285 37 Max HUNT	1:38.213 77 Kyle RYDE	1:38.082 34 Jordan WEAIVING	1:38.079 95 Tarran MACKENZIE
ROW 1	1:38.067 10 Peter SUTHERLAND	1:37.891 40 Joe FRANCIS	1:37.017 22 Luke HEDGER	1:36.416 28 Bradley RAY

Pole



Brands Hatch GP
Circuit Length = 2.4333 miles

These results are provisional until the conclusion of any judicial and technical matters.

Race Director :	Stewards :	Timekeeper :
-----------------	------------	--------------

Printed - 11.01 Sunday, 14 October 2012

MCRCB BULLETIN TK203



2012 Monster Energy British Motostar Championship & Motostar Cup RACE 10 - CLASSIFICATION

POS	NO	CL	NAME	ENTRY	LAPS	TIME	GAP	DIFF	MPH	BEST	ON
1	28	C	Bradley RAY	Honda - MG / FAB-Racing	14	22:38.642			90.26	1:35.880	5
2	22	C	Luke HEDGER	Luyten Honda - FPW Racing	14	22:51.533	12.891	12.891	89.41	1:36.212	9
3	40	C	Joe FRANCIS	Honda - Banks Racing	14	22:51.904	13.262	0.371	89.39	1:36.842	14
4	27		Catherine GREEN	Seel Honda - RS Racing	14	22:52.099	13.457	0.195	89.37	1:36.150	12
5	34	C	Jordan WEAVING	Honda - SP125 / Jordan Racing	14	22:52.128	13.486	0.029	89.37	1:36.822	13
6	77	C	Kyle RYDE	Honda - Metmachex SHR Wilson Craig Honda	14	22:53.349	14.707	1.221	89.29	1:36.385	14
7	33	C	Joe IRVING	Honda - e3 motorsport	14	22:53.610	14.968	0.261	89.28	1:36.510	14
8	17		Tom CARNE	Honda - SP125 / TC Racing	14	23:18.358	39.716	24.748	87.70	1:37.750	7
9	95	C	Tarran MACKENZIE	KTM - Redline KTM	14	23:18.876	40.234	0.518	87.66	1:36.982	14
10	57	C	Oliver FITZPATRICK	Honda - FitzPatrick57	14	23:20.352	41.710	1.476	87.57	1:38.344	14
11	80	C	Callum BEY	Honda - RCD Motorsport	14	23:20.800	42.158	0.448	87.54	1:38.245	14
12	164	C	Anthony ALONSO	Honda - SP125 / BARF Racing	14	23:22.657	44.015	1.857	87.43	1:38.413	10
13	35		Elliot LODGE	Honda - SP125 / SpikeRacing	14	23:23.180	44.538	0.523	87.39	1:38.695	11
14	81	C	Ryan WATSON	Honda - Watson / Work Racing	14	23:23.403	44.761	0.223	87.38	1:38.267	12
15	37		Max HUNT	Honda - Racelab	14	23:23.551	44.909	0.148	87.37	1:38.714	10
16	52	C	Tommy PHILP	Honda - Berkshire Motorcycle Centre	14	23:26.452	47.810	2.901	87.19	1:38.946	12
17	45	C	Oilly SIMPSON	Honda - Team Simpson	14	23:35.627	56.985	9.175	86.63	1:39.534	13
18	41	C	Jake BAYFORD	Honda - j4ke.com	14	23:35.883	57.241	0.256	86.61	1:39.299	13
19	11	C	Joseph THOMAS	Honda - Moto UK Racing	14	23:36.243	57.601	0.360	86.59	1:39.688	12
20	43		Arnie SHELTON	Honda - Shelton Racing	14	23:36.384	57.742	0.141	86.58	1:39.536	9
21	64	C	Asher DURHAM	Honda - Pr1moracing.co.uk	14	24:09.158	1:30.516	32.774	84.62	1:42.185	12
22	13		Sam BURMAN	Honda - WNT/Phill Burman Racing	14	24:09.373	1:30.731	0.215	84.61	1:42.225	13
23	72		Ricky TARREN	Honda - RST Racing	14	24:09.821	1:31.179	0.448	84.58	1:41.774	14
24	191	C	Andrew FISHER	Honda - Fisher Racing	14	24:09.945	1:31.303	0.124	84.58	1:42.149	12
25	42	C	James HOBSON	Honda - Two 4 Motorsport	13	22:40.908	1 lap	1 lap	83.67	1:42.832	12
26	71	C	David WALES	Honda - TAD Racing	13	23:46.143	1 lap	1:05.235	79.85	1:47.519	2

NOT CLASSIFIED

<i>DNF</i>	10		Peter SUTHERLAND	Aprilia - Kinpac Racing	10	16:25.641	4 laps	3 laps	88.87	1:36.891	10
<i>DNF</i>	36	C	Bradley HUGHES	RCS - Repli-Cast UK / RCS Racing	10	18:47.711	4 laps	36.326	77.67	1:40.004	6
<i>DNF</i>	91		Ian STANFORD	Honda - Stanford Racing	10	19:30.358	4 laps	38.087	74.84	1:44.185	7
<i>DNF</i>	24	C	Xavier ZAYAT	Honda - SGR Racing	10	22:41.421	4 laps	3:14.279	64.34	1:40.353	4
<i>DNF</i>	4		Philip WAKEFIELD	Seel - PWR / Sandbach Scrap Metal	5	8:18.677	9 laps	5 laps	87.83	1:37.728	5

FASTEST LAP

28	C	Bradley RAY	Honda - MG / FAB-Racing	5	1:35.880	91.36 mph	147.03 kph
27		Catherine GREEN	Seel Honda - RS Racing	12	1:36.150	91.10 mph	146.62 kph

Weather / Track : Bright / Dry

These results are provisional until the conclusion of any judicial and technical matters.

Brands Hatch GP

Circuit Length = 2.4333 miles

Start: 14:38 End: 15:02

Race Director :	Stewards :	Timekeeper :
-----------------	------------	--------------

2012 Monster Energy British Motostar Championship & Motostar Cup
RACE 10 - LAP CHART

Lap 1			Lap 2			Lap 3			Lap 4			Lap 5		
No	Behind	Laptime	No	Behind	Laptime	No	Behind	Laptime	No	Behind	Laptime	No	Behind	Laptime
28		1:44.703	28		1:36.648	28		1:35.904	28		1:35.914	28		1:35.880
34	0.069	1:44.772	40	0.669	1:37.192	34	2.104	1:37.127	34	3.512	1:37.322	34	4.723	1:37.091
40	0.125	1:44.828	34	0.881	1:37.460	40	2.136	1:37.371	40	3.648	1:37.426	40	4.958	1:37.190
17	0.454	1:45.157	17	1.808	1:38.002	17	3.912	1:38.008	27	6.377	1:38.367	27	7.879	1:37.382
27	0.503	1:45.206	27	1.852	1:37.997	27	3.924	1:37.976	22	6.651	1:38.392	22	8.007	1:37.236
10	0.690	1:45.393	10	1.954	1:37.912	10	4.043	1:37.993	10	6.772	1:38.643	10	8.202	1:37.310
22	1.014	1:45.717	22	2.859	1:38.493	22	4.173	1:37.218	33	7.239	1:37.833	77	8.767	1:37.361
95	1.249	1:45.952	33	3.066	1:38.155	33	5.320	1:38.158	77	7.286	1:37.789	33	9.008	1:37.649
33	1.559	1:46.262	4	3.811	1:38.729	77	5.411	1:37.327	4	7.780	1:37.795	4	9.628	1:37.728
4	1.730	1:46.433	77	3.988	1:37.464	4	5.899	1:37.992	57	16.164	1:40.522	80	20.455	1:39.882
57	2.796	1:47.499	57	6.819	1:40.671	57	11.556	1:40.641	80	16.453	1:40.544	57	20.784	1:40.500
77	3.172	1:47.875	80	7.359	1:40.788	80	11.823	1:40.368	37	16.635	1:40.575	52	21.103	1:39.996
80	3.219	1:47.922	52	7.519	1:40.810	37	11.974	1:39.948	35	16.918	1:40.333	37	21.133	1:40.378
52	3.357	1:48.060	37	7.930	1:40.571	35	12.499	1:40.417	52	16.987	1:40.371	35	21.346	1:40.308
37	4.007	1:48.710	35	7.986	1:39.979	52	12.530	1:40.915	81	19.187	1:40.102	164	22.890	1:39.574
45	4.234	1:48.937	24	9.889	1:41.964	81	14.999	1:40.916	164	19.196	1:39.932	81	23.134	1:39.827
24	4.573	1:49.276	81	9.987	1:41.563	164	15.178	1:40.967	24	19.735	1:40.353	45	24.893	1:40.836
35	4.655	1:49.358	45	10.062	1:42.476	24	15.296	1:41.311	45	19.937	1:40.547	24	24.963	1:41.108
81	5.072	1:49.775	164	10.115	1:41.169	45	15.304	1:41.146	43	20.798	1:40.548	43	25.086	1:40.168
43	5.162	1:49.865	43	10.279	1:41.765	11	16.078	1:41.236	41	21.335	1:40.735	17	25.152	1:38.111
11	5.410	1:50.113	36	10.480	1:41.516	43	16.164	1:41.789	11	21.362	1:41.198	11	25.732	1:40.250
164	5.594	1:50.297	41	10.716	1:40.735	41	16.514	1:41.702	36	21.757	1:40.551	41	25.803	1:40.348
36	5.612	1:50.315	11	10.746	1:41.984	36	17.120	1:42.544	17	22.921	1:54.923 P	36	26.401	1:40.524
41	6.629	1:51.332	64	14.509	1:43.534	64	21.508	1:42.903	95	27.967	1:39.274	95	30.390	1:38.303
64	7.623	1:52.326	191	14.658	1:43.652	13	21.950	1:43.168	64	28.889	1:43.295	64	35.840	1:42.831
72	7.642	1:52.345	13	14.686	1:43.477	191	22.381	1:43.627	13	29.217	1:43.181	13	35.964	1:42.627
191	7.654	1:52.357	72	14.731	1:43.737	72	22.458	1:43.631	72	29.767	1:43.223	72	36.331	1:42.444
13	7.857	1:52.560	42	17.302	1:44.749	95	24.607	1:39.171	191	29.924	1:43.457	191	36.694	1:42.650
91	8.921	1:53.624	91	17.809	1:45.536	42	25.970	1:44.572	42	35.178	1:45.122	42	43.682	1:44.384
42	9.201	1:53.904	95	21.340	1:56.739 P	91	26.539	1:44.634	91	35.324	1:44.699	91	44.022	1:44.578
71	10.625	1:55.328	71	21.496	1:47.519	71	33.938	1:48.346	71	46.587	1:48.563	71	59.003	1:48.296

Weather / Track : Bright / Dry

Brands Hatch GP
 Circuit Length = 2.4333 miles
 Start: 14:38 End: 15:02

MCRCB BULLETIN TK204

2012 Monster Energy British Motostar Championship & Motostar Cup

RACE 10 - LAP CHART

Lap 6			Lap 7			Lap 8			Lap 9			Lap 10		
No	Behind	Laptime	No	Behind	Laptime	No	Behind	Laptime	No	Behind	Laptime	No	Behind	Laptime
28		1:36.088	28		1:36.124	28		1:36.348	28		1:36.433	28		1:36.499
40	6.312	1:37.442	34	8.544	1:38.330	34	10.577	1:38.381	71	1 LAP	1:50.265	34	12.830	1:37.587
34	6.338	1:37.703	40	8.593	1:38.405	40	10.739	1:38.494	40	11.711	1:37.405	22	12.913	1:37.518
77	10.092	1:37.413	22	11.566	1:37.598	22	12.115	1:36.897	34	11.742	1:37.598	71	1 LAP	1:49.390
22	10.092	1:38.173	33	11.915	1:37.928	27	12.919	1:37.214	22	11.894	1:36.212	40	13.093	1:37.881
33	10.111	1:37.191	77	12.024	1:38.056	33	12.970	1:37.403	33	13.757	1:37.220	27	14.828	1:37.205
27	10.348	1:38.557	27	12.053	1:37.829	10	13.255	1:37.279	27	14.122	1:37.636	33	15.054	1:37.796
10	11.254	1:39.140	10	12.324	1:37.194	77	13.267	1:37.591	77	14.316	1:37.482	10	15.100	1:36.891
80	24.440	1:40.073	37	27.281	1:38.817	37	30.181	1:39.248	10	14.708	1:37.886	77	15.131	1:37.314
37	24.588	1:39.543	80	27.482	1:39.166	80	30.231	1:39.097	17	32.048	1:37.852	17	33.520	1:37.971
57	25.046	1:40.350	57	27.742	1:38.820	57	30.383	1:38.989	80	32.341	1:38.543	80	34.732	1:38.890
35	25.498	1:40.240	17	28.469	1:37.750	17	30.629	1:38.508	37	32.673	1:38.925	37	34.888	1:38.714
52	25.568	1:40.553	35	28.948	1:39.574	164	31.565	1:38.640	57	33.100	1:39.150	57	35.460	1:38.859
164	26.459	1:39.657	164	29.273	1:38.938	35	31.679	1:39.079	164	33.963	1:38.831	164	35.877	1:38.413
81	26.633	1:39.587	52	29.611	1:40.167	52	32.579	1:39.316	35	34.405	1:39.159	35	36.889	1:38.983
17	26.843	1:37.779	81	30.083	1:39.574	81	32.858	1:39.123	81	35.649	1:39.224	81	38.059	1:38.909
45	29.498	1:40.693	45	33.865	1:40.491	95	36.578	1:38.594	52	35.900	1:39.754	52	38.424	1:39.023
24	29.677	1:40.802	11	34.290	1:40.465	45	37.647	1:40.130	95	37.959	1:37.814	95	38.578	1:37.118
11	29.949	1:40.305	95	34.332	1:37.868	41	38.037	1:39.574	45	41.488	1:40.274	45	45.076	1:40.087
43	30.079	1:41.081	24	34.678	1:41.125	43	38.518	1:39.806	43	41.621	1:39.536	11	45.682	1:40.114
41	30.089	1:40.374	41	34.811	1:40.846	11	38.806	1:40.864	41	41.680	1:40.076	43	45.703	1:40.581
36	30.317	1:40.004	43	35.060	1:41.105	36	39.893	1:40.917	11	42.067	1:39.694	41	45.954	1:40.773
95	32.588	1:38.286	36	35.324	1:41.131	72	56.176	1:42.665	36	44.072	1:40.612	36	51.426	1:43.853
13	42.566	1:42.690	13	49.708	1:43.266	64	56.203	1:42.456	64	1:02.736	1:42.966	24	2 LAPS	5:17.790 P
72	43.151	1:42.908	72	49.859	1:42.832	13	56.489	1:43.129	72	1:02.823	1:43.080	64	1:09.031	1:42.794
64	43.228	1:43.476	64	50.095	1:42.991	191	56.887	1:43.036	13	1:02.985	1:42.929	13	1:09.281	1:42.795
191	43.501	1:42.895	191	50.199	1:42.822	42	1:06.837	1:43.957	191	1:03.397	1:42.943	191	1:09.801	1:42.903
42	51.715	1:44.121	42	59.228	1:43.637	91	1:08.923	1:45.044	42	1:13.798	1:43.394	72	1:10.078	1:43.754
91	52.166	1:44.232	91	1:00.227	1:44.185				91	1:19.241	1:46.751	42	1:20.576	1:43.277
71	1:10.676	1:47.761	71	1:22.657	1:48.105							91	1:29.513	1:46.771

Weather / Track : Bright / Dry

Brands Hatch GP
 Circuit Length = 2.4333 miles
 Start: 14:38 End: 15:02

MCRCB BULLETIN TK204

**2012 Monster Energy British Motostar Championship & Motostar Cup
RACE 10 - LAP CHART**

Lap 11			Lap 12			Lap 13			Lap 14		
No	Behind	Laptime	No	Behind	Laptime	No	Behind	Laptime	No	Behind	Laptime
28		1:36.664	28		1:36.737	28		1:37.239	28		1:37.461
34	13.286	1:37.120	22	13.623	1:37.064	34	13.235	1:36.822	42	1 LAP	1:43.365
22	13.296	1:37.047	34	13.652	1:37.103	22	13.264	1:36.880	22	12.891	1:37.088
40	13.431	1:37.002	40	14.046	1:37.352	40	13.881	1:37.074	40	13.262	1:36.842
27	14.809	1:36.645	27	14.222	1:36.150	27	13.945	1:36.962	27	13.457	1:36.973
33	15.877	1:37.487	33	16.222	1:37.082	77	15.783	1:36.746	34	13.486	1:37.712
77	16.501	1:38.034	77	16.276	1:36.512	33	15.919	1:36.936	77	14.707	1:36.385
71	1 LAP	1:49.940	17	37.544	1:39.147	17	38.741	1:38.436	33	14.968	1:36.510
17	35.134	1:38.278	57	39.397	1:38.555	95	40.713	1:38.001	17	39.716	1:38.436
80	37.560	1:39.492	80	39.753	1:38.930	57	40.827	1:38.669	95	40.234	1:36.982
57	37.579	1:38.783	71	1 LAP	1:50.222	80	41.374	1:38.860	57	41.710	1:38.344
37	37.707	1:39.483	95	39.951	1:37.560	164	42.621	1:39.217	80	42.158	1:38.245
164	38.497	1:39.284	164	40.643	1:38.883	35	42.967	1:38.989	164	44.015	1:38.855
35	38.920	1:38.695	37	40.855	1:39.885	81	43.108	1:38.863	35	44.538	1:39.032
95	39.128	1:37.214	35	41.217	1:39.034	37	43.442	1:39.826	81	44.761	1:39.114
81	39.954	1:38.559	81	41.484	1:38.267	52	45.117	1:39.286	37	44.909	1:38.928
52	40.861	1:39.101	52	43.070	1:38.946	71	1 LAP	1:49.969	52	47.810	1:40.154
45	48.732	1:40.320	45	51.679	1:39.684	45	53.974	1:39.534	45	56.985	1:40.472
11	49.267	1:40.249	43	52.210	1:39.629	41	54.291	1:39.299	41	57.241	1:40.411
43	49.318	1:40.279	11	52.218	1:39.688	11	54.795	1:39.816	11	57.601	1:40.267
41	49.487	1:40.197	41	52.231	1:39.481	43	54.841	1:39.870	43	57.742	1:40.362
64	1:14.892	1:42.525	64	1:20.340	1:42.185	13	1:25.643	1:42.225	71	1 LAP	1:52.439
13	1:15.152	1:42.535	13	1:20.657	1:42.242	64	1:25.730	1:42.629	64	1:30.516	1:42.247
191	1:15.572	1:42.435	191	1:20.984	1:42.149	191	1:26.277	1:42.532	13	1:30.731	1:42.549
72	1:16.396	1:42.982	72	1:22.079	1:42.420	72	1:26.866	1:42.026	72	1:31.179	1:41.774
24	2 LAPS	1:55.949	24	2 LAPS	1:44.655				191	1:31.303	1:42.487
42	1:27.506	1:43.594	42	1:33.601	1:42.832						

Weather / Track : Bright / Dry

Brands Hatch GP
Circuit Length = 2.4333 miles
Start: 14:38 End: 15:02

MCRCB BULLETIN TK205

2012 Monster Energy British Motostar Championship & Motostar Cup RACE 10 - POSITION CHART

No	Name	Pos	Laps														
			1	2	3	4	5	6	7	8	9	10	11	12	13	14	
28	Bradley RAY	1	28	28	28	28	28	28	28	28	28	28	28	28	28	28	28
34	Jordan WEAIVING	2	34	40	34	34	34	40	34	34	40	34	34	22	34	22	
40	Joe FRANCIS	3	40	34	40	40	40	34	40	40	34	22	22	34	22	40	
17	Tom CARNE	4	17	17	17	27	27	77	22	22	22	40	40	40	40	27	
27	Catherine GREEN	5	27	27	27	22	22	22	33	27	33	27	27	27	27	34	
10	Peter SUTHERLAND	6	10	10	10	10	10	33	77	33	27	33	33	33	77	77	
22	Luke HEDGER	7	22	22	22	33	77	27	27	10	77	10	77	77	33	33	
95	Tarran MACKENZIE	8	95	33	33	77	33	10	10	77	10	77	17	17	17	17	
33	Joe IRVING	9	33	4	77	4	4	80	37	37	17	17	80	57	95	95	
4	Philip WAKEFIELD	10	4	77	4	57	80	37	80	80	80	80	57	80	57	57	
57	Oliver FITZPATRICK	11	57	57	57	80	57	57	57	57	37	37	37	95	80	80	
77	Kyle RYDE	12	77	80	80	37	52	35	17	17	57	57	164	164	164	164	
80	Callum BEY	13	80	52	37	35	37	52	35	164	164	164	35	37	35	35	
52	Tommy PHILP	14	52	37	35	52	35	164	164	35	35	35	95	35	81	81	
37	Max HUNT	15	37	35	52	81	164	81	52	52	81	81	81	81	37	37	
45	Olly SIMPSON	16	45	24	81	164	81	17	81	81	52	52	52	52	52	52	
24	Xavier ZAYAT	17	24	81	164	24	45	45	45	95	95	95	45	45	45	45	
35	Elliot LODGE	18	35	45	24	45	24	24	11	45	45	45	11	43	41	41	
81	Ryan WATSON	19	81	164	45	43	43	11	95	41	43	11	43	11	11	11	
43	Arnie SHELTON	20	43	43	11	41	17	43	24	43	41	43	41	41	43	43	
11	Joseph THOMAS	21	11	36	43	11	11	41	41	11	11	41	64	64	13	64	
164	Anthony ALONSO	22	164	41	41	36	41	36	43	36	36	36	13	13	64	13	
36	Bradley HUGHES	23	36	11	36	17	36	95	36	72	64	64	191	191	191	72	
41	Jake BAYFORD	24	41	64	64	95	95	13	13	64	72	13	72	72	72	191	
64	Asher DURHAM	25	64	191	13	64	64	72	72	13	13	191	42	42	42		
72	Ricky TARREN	26	72	13	191	13	13	64	64	191	191	72	71	71	71		
191	Andrew FISHER	27	191	72	72	72	72	191	191	42	42	42					
13	Sam BURMAN	28	13	42	95	191	191	42	42	91	91	91					
91	Ian STANFORD	29	91	91	42	42	42	91	91	71	71	71					
42	James HOBSON	30	42	95	91	91	91	71	71	24	24	24					
71	David WALES	31	71	71	71	71	71										

Weather / Track : Bright / Dry

Brands Hatch GP
Circuit Length = 2.4333 miles
Start: 14:38 End: 15:02

MCRCB BULLETIN TK206

2012 Monster Energy British Motostar Championship & Motostar Cup

RACE 10 - SECTOR ANALYSIS

4	Philip WAKEFIELD										PWR / Sandbach Scrap Metal				
1-	98.4	44.782	85.7	23.544	<i>123.4</i>	1:46.433	4-	30.601	<i>103.4</i>	43.665	88.4	23.529	120.5	1:37.795	
2-	30.828	102.6	44.304	88.8	23.597	120.5	1:38.729	5-	<i>30.580</i>	101.1	<i>43.659</i>	<i>89.7</i>	23.489	120.1	1:37.728
3-	30.773	102.6	43.815	88.3	<i>23.404</i>	121.8	1:37.992								
10	Peter SUTHERLAND										Kinpac Racing				
1-	102.0	44.552	84.8	23.517	124.3	1:45.393	6-	32.176	82.1	43.663	87.0	23.301	123.1	1:39.140	
2-	31.173	<i>102.3</i>	43.440	82.8	23.299	123.6	1:37.912	7-	30.749	100.9	43.347	85.7	<i>23.098</i>	<i>124.7</i>	1:37.194
3-	30.982	102.0	43.585	83.4	23.426	122.7	1:37.993	8-	30.951	102.1	43.187	88.9	23.141	124.0	1:37.279
4-	31.704	99.6	43.632	85.7	23.307	123.6	1:38.643	9-	30.919	99.9	43.643	<i>89.1</i>	23.324	123.6	1:37.886
5-	30.903	99.7	43.196	86.6	23.211	123.8	1:37.310	10-	<i>30.622</i>	101.8	<i>43.158</i>	86.7	23.111	123.6	1:36.891
11	Joseph THOMAS										C Moto UK Racing				
1-	86.6	45.652	85.5	24.143	<i>122.2</i>	1:50.113	8-	31.225	100.3	45.150	84.3	24.489	119.0	1:40.864	
2-	32.176	93.7	45.643	82.0	24.165	120.5	1:41.984	9-	31.076	98.7	44.580	<i>88.7</i>	24.038	117.9	1:39.694
3-	32.065	95.2	45.096	79.6	24.075	119.6	1:41.236	10-	31.358	98.5	44.799	88.0	23.957	118.4	1:40.114
4-	32.006	93.5	44.960	85.4	24.232	119.2	1:41.198	11-	31.651	98.1	44.681	87.8	23.917	120.3	1:40.249
5-	31.419	96.7	44.922	86.3	<i>23.909</i>	119.8	1:40.250	12-	<i>30.977</i>	98.7	44.571	86.1	24.140	115.7	1:39.688
6-	31.577	99.6	<i>44.456</i>	85.5	24.272	119.2	1:40.305	13-	31.375	99.4	44.528	87.7	23.913	119.8	1:39.816
7-	31.595	99.4	44.791	86.7	24.079	118.6	1:40.465	14-	31.421	<i>101.4</i>	44.648	83.1	24.198	116.7	1:40.267
13	Sam BURMAN										WNT/Phill Burman Racing				
1-	97.0	46.264	78.8	24.801	<i>119.8</i>	1:52.560	8-	32.495	98.8	46.230	81.5	24.404	118.6	1:43.129	
2-	33.062	94.1	45.829	81.2	24.586	118.6	1:43.477	9-	32.247	99.1	46.049	83.3	24.633	117.1	1:42.929
3-	32.514	<i>99.6</i>	46.031	82.6	24.623	118.6	1:43.168	10-	32.531	99.1	45.886	81.6	<i>24.378</i>	118.1	1:42.795
4-	32.241	99.4	46.342	78.7	24.598	118.6	1:43.181	11-	32.287	98.8	45.754	84.1	24.494	118.4	1:42.535
5-	32.132	99.3	45.980	77.6	24.515	<i>119.8</i>	1:42.627	12-	32.144	98.5	45.604	82.2	24.494	118.4	1:42.242
6-	32.153	98.5	46.016	84.5	24.521	116.7	1:42.690	13-	<i>32.057</i>	99.0	<i>45.409</i>	80.3	24.759	115.9	1:42.225
7-	32.555	98.7	45.962	83.5	24.749	116.1	1:43.266	14-	32.252	98.5	45.869	<i>84.6</i>	24.428	117.7	1:42.549
17	Tom CARNE										SP125 / TC Racing				
1-	100.3	44.862	85.9	23.598	124.0	1:45.157	8-	<i>30.596</i>	101.7	44.240	80.5	23.672	<i>124.5</i>	1:38.508	
2-	30.847	<i>102.9</i>	43.704	84.2	23.451	122.5	1:38.002	9-	30.885	<i>102.9</i>	<i>43.385</i>	86.4	23.582	121.4	1:37.852
3-	30.886	101.2	43.484	85.5	23.638	122.5	1:38.008	10-	30.796	102.3	43.506	86.5	23.669	121.1	1:37.971
4-	31.054	100.0	44.156	85.8	In	1:54.923	P	11-	30.884	101.5	43.716	87.3	23.678	122.2	1:38.278
5-	Out	98.3	44.093	86.3	23.479	123.8	1:38.111	12-	30.924	101.7	44.390	82.3	23.833	121.8	1:39.147
6-	30.830	102.0	43.415	85.7	23.534	123.4	1:37.779	13-	30.914	102.1	43.866	85.2	23.656	121.8	1:38.436
7-	30.788	<i>102.9</i>	43.576	<i>88.1</i>	<i>23.386</i>	122.7	1:37.750	14-	30.981	101.1	43.637	84.7	23.818	116.3	1:38.436
22	Luke HEDGER										C FPW Racing				
1-	97.7	45.013	85.9	23.536	123.1	1:45.717	8-	30.607	101.4	43.060	89.4	23.230	120.3	1:36.897	
2-	31.161	101.2	43.973	86.0	23.359	121.8	1:38.493	9-	30.461	101.5	<i>42.883</i>	89.8	<i>22.868</i>	<i>123.8</i>	1:36.212
3-	30.547	101.7	43.340	85.9	23.331	123.1	1:37.218	10-	30.821	101.8	43.350	86.7	23.347	120.7	1:37.518
4-	31.422	101.7	43.516	89.5	23.454	121.6	1:38.392	11-	30.420	<i>102.1</i>	43.369	86.7	23.258	117.9	1:37.047
5-	30.653	101.2	43.389	87.4	23.194	123.4	1:37.236	12-	30.708	101.2	43.149	90.0	23.207	119.8	1:37.064
6-	30.859	98.3	43.443	<i>83.7</i>	23.871	120.3	1:38.173	13-	30.481	100.8	43.187	89.7	23.212	119.2	1:36.880
7-	30.948	<i>102.1</i>	43.433	89.8	23.217	120.1	1:37.598	14-	<i>30.385</i>	101.2	43.364	90.4	23.339	119.2	1:37.088
24	Xavier ZAYAT										C SGR Racing				
1-	94.3	45.781	77.6	24.186	<i>120.7</i>	1:49.276	6-	31.795	<i>100.5</i>	<i>44.702</i>	<i>83.7</i>	24.305	116.1	1:40.802	
2-	32.082	94.3	45.550	79.3	24.332	118.1	1:41.964	7-	31.642	99.7	45.279	79.9	24.204	117.7	1:41.125
3-	32.376	96.3	45.124	78.6	<i>23.811</i>	<i>120.7</i>	1:41.311	8-	<i>31.581</i>	97.5	46.218	70.7	In		5:17.790
4-	31.636	100.0	44.781	82.5	23.936	119.2	1:40.353	9-	Out	82.8	48.072	76.3	25.010	115.7	1:55.949
5-	31.641	94.9	45.281	81.3	24.186	116.9	1:41.108	10-	33.145	87.5	46.736	76.5	24.774	115.5	1:44.655
27	Catherine GREEN										RS Racing				
1-	98.4	44.020	85.4	23.393	123.6	1:45.206	8-	30.639	101.4	43.035	88.7	23.540	124.5	1:37.214	
2-	31.133	103.1	43.548	84.1	23.316	126.1	1:37.997	9-	30.273	102.8	43.208	<i>94.0</i>	24.155	123.8	1:37.636
3-	30.742	102.9	43.752	89.2	23.482	123.8	1:37.976	10-	30.607	102.1	43.377	88.1	23.221	122.9	1:37.205
4-	31.275	103.1	43.626	90.6	23.466	122.0	1:38.367	11-	<i>30.245</i>	103.1	43.303	87.5	23.097	123.6	1:36.645
5-	30.723	102.5	43.472	90.6	23.187	122.2	1:37.382	12-	30.253	<i>103.7</i>	<i>42.989</i>	89.7	<i>22.908</i>	126.1	1:36.150
6-	31.099	101.2	43.313	91.7	24.145	124.5	1:38.557	13-	30.558	102.1	43.461	87.3	22.943	125.0	1:36.962

Weather / Track : Bright / Dry

Brands Hatch GP
Circuit Length = 2.4333 miles
Start: 14:38 End: 15:02

2012 Monster Energy British Motostar Championship & Motostar Cup

RACE 10 - SECTOR ANALYSIS

7-	31.140	101.2	43.686	86.6	23.003	<i>126.4</i>	1:37.829	14-	30.337	103.4	43.385	85.9	23.251	121.8	1:36.973
28	Bradley RAY		C MG / FAB-Racing												
1-	100.2		44.111	88.1	23.494	<i>118.4</i>	1:44.703	8-	30.100	100.2	43.066	90.0	23.182	117.3	1:36.348
2-	30.339	100.0	43.087	89.0	23.222	117.9	1:36.648	9-	30.098	100.3	43.066	87.5	23.269	117.7	1:36.433
3-	30.023	<i>100.9</i>	<i>42.772</i>	91.2	<i>23.109</i>	118.1	1:35.904	10-	30.064	100.0	43.083	89.6	23.352	116.5	1:36.499
4-	29.950	100.0	42.822	91.7	23.142	117.3	1:35.914	11-	30.249	99.0	43.193	88.8	23.222	117.7	1:36.664
5-	<i>29.863</i>	100.8	42.861	90.3	23.156	117.3	1:35.880	12-	30.109	99.7	43.317	88.8	23.311	117.5	1:36.737
6-	29.956	99.7	42.893	<i>92.6</i>	23.239	117.3	1:36.088	13-	30.345	98.8	43.403	88.5	23.491	117.9	1:37.239
7-	29.945	100.2	43.036	91.6	23.143	117.1	1:36.124	14-	30.266	99.9	43.437	86.3	23.758	105.8	1:37.461
33	Joe IRVING		C e3 motorsport												
1-	102.6		44.429	81.7	23.602	123.8	1:46.262	8-	30.619	103.2	43.191	<i>89.7</i>	23.593	121.1	1:37.403
2-	30.846	102.3	43.875	83.1	23.434	123.8	1:38.155	9-	<i>30.451</i>	101.7	43.043	89.6	23.726	120.7	1:37.220
3-	30.816	102.9	43.727	84.1	23.615	122.0	1:38.158	10-	30.665	102.1	43.395	83.1	23.736	122.0	1:37.796
4-	30.755	<i>103.6</i>	43.517	86.1	23.561	122.7	1:37.833	11-	31.067	102.5	43.053	83.9	23.367	121.4	1:37.487
5-	30.821	101.8	43.505	85.8	23.323	123.1	1:37.649	12-	30.556	102.5	43.068	85.2	23.458	122.0	1:37.082
6-	30.542	102.6	43.204	82.6	23.445	121.4	1:37.191	13-	30.694	102.6	43.189	85.6	<i>23.053</i>	<i>124.3</i>	1:36.936
7-	30.769	102.0	43.748	82.0	23.411	121.8	1:37.928	14-	30.644	103.1	<i>42.719</i>	85.9	23.147	121.6	1:36.510
34	Jordan WEAVING		C SP125 / Jordan Racing												
1-	99.4		44.652	86.5	23.571	120.3	1:44.772	8-	30.823	98.3	44.033	89.6	23.525	118.6	1:38.381
2-	30.845	101.7	43.378	85.7	23.237	119.8	1:37.460	9-	30.843	100.8	43.466	88.3	23.289	119.6	1:37.598
3-	30.291	<i>102.1</i>	43.510	87.8	23.326	118.8	1:37.127	10-	30.446	101.4	43.768	89.7	23.373	119.4	1:37.587
4-	30.401	101.7	43.534	88.7	23.387	117.9	1:37.322	11-	<i>30.273</i>	101.5	43.439	88.8	23.408	116.9	1:37.120
5-	30.399	101.4	43.450	<i>90.1</i>	23.242	118.1	1:37.091	12-	30.600	100.5	43.497	88.9	23.006	120.5	1:37.103
6-	30.517	101.4	43.836	85.9	23.350	120.7	1:37.703	13-	30.577	101.7	<i>43.334</i>	89.8	<i>22.911</i>	120.3	1:36.822
7-	30.726	101.1	43.973	88.3	23.631	118.6	1:38.330	14-	30.581	101.4	43.654	87.7	23.477	<i>123.8</i>	1:37.712
35	Elliot LODGE		SP125 / SpikeRacing												
1-	97.4		45.456	80.9	24.171	<i>122.0</i>	1:49.358	8-	30.773	<i>100.8</i>	44.464	86.0	23.842	120.1	1:39.079
2-	31.166	98.7	44.618	81.7	24.195	119.8	1:39.979	9-	31.192	100.5	<i>44.191</i>	<i>88.0</i>	23.776	119.0	1:39.159
3-	31.460	97.4	44.997	82.6	23.960	119.2	1:40.417	10-	30.904	100.3	44.247	85.9	23.832	117.7	1:38.983
4-	31.469	96.8	44.897	81.6	23.967	118.4	1:40.333	11-	30.997	100.0	44.255	85.6	<i>23.443</i>	119.8	1:38.695
5-	31.664	97.5	44.826	84.5	23.818	119.2	1:40.308	12-	<i>30.760</i>	100.3	44.376	82.7	23.898	119.6	1:39.034
6-	31.410	100.6	44.751	83.4	24.079	117.7	1:40.240	13-	<i>30.968</i>	<i>100.8</i>	44.374	85.3	23.647	118.8	1:38.989
7-	31.308	98.8	44.602	87.7	23.664	118.4	1:39.574	14-	30.814	100.2	44.524	79.8	23.694	118.8	1:39.032
36	Bradley HUGHES		C Repli-Cast UK / RCS Racing												
1-	96.7		46.142	77.0	24.619	<i>119.0</i>	1:50.315	6-	<i>31.241</i>	97.3	<i>44.587</i>	80.7	24.176	116.9	1:40.004
2-	32.090	94.0	45.292	79.4	24.134	<i>119.0</i>	1:41.516	7-	31.856	95.7	45.172	81.1	24.103	116.5	1:41.131
3-	32.479	94.5	45.664	79.4	24.401	114.9	1:42.544	8-	31.679	94.4	45.258	81.8	23.980	112.6	1:40.917
4-	31.395	<i>98.4</i>	44.999	81.0	24.157	115.3	1:40.551	9-	31.492	96.6	44.915	<i>84.8</i>	24.205	111.1	1:40.612
5-	31.925	94.5	44.805	83.8	<i>23.794</i>	114.5	1:40.524	10-	31.924	96.0	46.952	78.0	24.977	105.0	1:43.853
37	Max HUNT		Racelab												
1-	97.1		45.523	81.6	24.076	115.3	1:48.710	8-	30.823	97.5	44.472	86.3	23.953	113.0	1:39.248
2-	31.401	97.7	45.216	84.1	23.954	115.5	1:40.571	9-	30.807	97.3	44.443	<i>90.0</i>	23.675	115.7	1:38.925
3-	31.199	95.7	44.876	86.5	23.873	116.5	1:39.948	10-	30.907	<i>98.7</i>	<i>44.122</i>	87.5	23.685	115.5	1:38.714
4-	30.994	98.0	45.443	81.9	24.138	113.0	1:40.575	11-	31.001	98.0	44.573	89.4	23.909	116.3	1:39.483
5-	31.498	97.8	44.719	83.8	24.161	113.9	1:40.378	12-	31.191	97.4	44.841	87.0	23.853	<i>117.9</i>	1:39.885
6-	31.176	98.0	44.673	85.8	23.694	116.5	1:39.543	13-	32.042	98.1	44.243	89.8	<i>23.541</i>	116.7	1:39.826
7-	<i>30.638</i>	97.4	44.291	86.1	23.888	113.4	1:38.817	14-	30.799	97.4	44.201	82.3	23.928	116.9	1:38.928
40	Joe FRANCIS		C Banks Racing												
1-	101.8		44.644	85.6	23.361	<i>122.9</i>	1:44.828	8-	30.766	97.7	44.173	87.8	23.555	118.8	1:38.494
2-	30.591	101.2	<i>43.210</i>	89.0	23.391	118.6	1:37.192	9-	30.609	100.9	43.384	88.9	23.412	118.8	1:37.405
3-	30.360	101.4	43.759	86.3	23.252	120.1	1:37.371	10-	30.666	101.8	43.877	86.1	23.338	120.1	1:37.881
4-	30.631	101.2	43.414	87.4	23.381	119.6	1:37.426	11-	30.415	102.1	43.410	86.5	<i>23.177</i>	121.1	1:37.002
5-	30.505	100.0	43.402	88.4	23.283	118.8	1:37.190	12-	30.710	99.4	43.413	88.4	23.229	120.5	1:37.352
6-	30.431	101.2	43.543	89.1	23.468	117.3	1:37.442	13-	30.411	102.3	43.459	<i>90.6</i>	23.204	120.3	1:37.074
7-	30.863	101.4	43.990	88.1	23.552	120.5	1:38.405	14-	<i>30.148</i>	<i>102.8</i>	43.369	89.1	23.325	119.2	1:36.842

Weather / Track : Bright / Dry

Brands Hatch GP
Circuit Length = 2.4333 miles
Start: 14:38 End: 15:02

MCRCB BULLETIN TK206

2012 Monster Energy British Motostar Championship & Motostar Cup

RACE 10 - SECTOR ANALYSIS

41	Jake BAYFORD				C j4ke.com									
1-	92.3	46.600	82.7	24.227	120.1	1:51.332	8-	<i>31.288</i>	<i>100.2</i>	44.387	80.7	23.899	120.5	1:39.574
2-	31.789	95.7	45.101	77.6	23.845	122.5	9-	31.402	99.9	44.759	83.6	23.915	120.9	1:40.076
3-	32.264	99.4	45.485	79.2	23.953	120.7	10-	31.571	98.4	45.338	78.3	23.864	120.5	1:40.773
4-	31.658	97.3	45.200	80.3	23.877	119.4	11-	31.388	99.1	44.858	82.6	23.951	<i>122.9</i>	1:40.197
5-	31.985	96.0	44.715	81.0	<i>23.648</i>	122.2	12-	31.296	98.7	<i>44.323</i>	82.6	23.862	120.5	1:39.481
6-	31.293	99.6	44.912	80.4	24.169	119.8	13-	31.298	99.6	44.329	80.7	23.672	120.7	1:39.299
7-	31.803	<i>100.2</i>	44.991	77.9	24.052	120.9	14-	31.546	99.4	44.649	<i>88.3</i>	24.216	118.8	1:40.411
42	James HOBSON				C Two 4 Motorsport									
1-	94.5	46.894	74.9	25.193	<i>118.6</i>	1:53.904	8-	32.796	92.7	46.237	79.6	24.924	116.7	1:43.957
2-	32.994	92.9	46.430	73.4	25.325	116.5	9-	32.478	95.6	45.958	77.6	24.958	116.5	1:43.394
3-	32.993	91.7	46.578	71.6	25.001	117.3	10-	32.658	93.1	45.806	77.1	24.813	116.9	1:43.277
4-	32.862	91.3	46.977	74.5	25.283	116.1	11-	<i>32.361</i>	<i>95.7</i>	46.308	77.5	24.925	117.1	1:43.594
5-	32.788	94.5	46.649	77.8	24.947	116.7	12-	32.447	94.3	<i>45.676</i>	78.9	24.709	116.7	1:42.832
6-	32.774	94.1	46.367	76.3	24.980	115.7	13-	32.758	94.1	45.920	<i>81.0</i>	<i>24.687</i>	116.7	1:43.365
7-	32.709	93.9	46.143	76.8	24.785	116.1	14-							
43	Arnie SHELTON				Shelton Racing									
1-	93.9	45.693	78.3	24.302	<i>121.1</i>	1:49.865	8-	31.424	<i>97.7</i>	44.279	81.5	24.103	117.1	1:39.806
2-	32.090	93.1	45.588	81.5	24.087	120.5	9-	31.192	<i>99.0</i>	<i>44.170</i>	86.3	24.174	116.1	1:39.536
3-	32.343	94.9	45.397	82.6	24.049	120.1	10-	31.617	97.5	45.105	84.6	23.859	119.4	1:40.581
4-	31.699	95.2	44.942	83.9	23.907	117.5	11-	31.412	97.0	45.110	86.7	<i>23.757</i>	119.8	1:40.279
5-	31.318	97.0	44.862	78.8	23.988	119.0	12-	<i>31.093</i>	96.7	44.476	<i>87.7</i>	24.060	115.3	1:39.629
6-	31.845	98.1	44.651	83.9	24.585	118.4	13-	31.522	96.8	44.460	85.1	23.888	120.3	1:39.870
7-	32.210	93.2	44.871	83.3	24.024	119.6	14-	31.187	<i>99.0</i>	44.678	82.7	24.497	114.3	1:40.362
45	Oilly SIMPSON				C Team Simpson									
1-	95.6	45.884	79.5	23.944	122.0	1:48.937	8-	31.421	97.7	44.996	<i>86.5</i>	23.713	121.6	1:40.130
2-	32.432	98.5	45.976	80.5	24.068	122.2	9-	31.474	99.6	44.732	83.9	24.068	120.5	1:40.274
3-	32.278	93.9	45.304	79.7	<i>23.564</i>	<i>122.7</i>	10-	31.438	97.8	44.779	84.1	23.870	120.3	1:40.087
4-	31.941	98.0	44.920	81.0	23.686	122.0	11-	31.357	98.8	45.067	84.3	23.896	121.4	1:40.320
5-	31.839	99.0	45.085	79.5	23.912	122.0	12-	31.275	99.1	44.688	82.6	23.721	120.9	1:39.684
6-	31.497	99.0	45.043	81.4	24.153	120.9	13-	<i>31.117</i>	<i>100.0</i>	<i>44.544</i>	83.6	23.873	120.7	1:39.534
7-	31.410	<i>100.0</i>	45.217	84.2	23.864	121.1	14-	31.537	98.3	44.926	85.9	24.009	120.3	1:40.472
52	Tommy PHILP				C Berkshire Motorcycle Centre									
1-	96.0	45.356	80.8	23.970	<i>119.8</i>	1:48.060	8-	31.105	98.8	44.409	85.5	23.802	116.9	1:39.316
2-	31.949	98.3	44.920	82.3	23.941	117.5	9-	31.208	98.5	44.705	84.6	23.841	117.7	1:39.754
3-	31.829	97.8	45.271	84.3	23.815	119.6	10-	31.183	99.0	44.155	85.1	<i>23.685</i>	117.3	1:39.023
4-	31.305	99.7	45.176	81.0	23.890	117.9	11-	31.318	99.0	44.072	87.5	23.711	117.1	1:39.101
5-	31.477	99.1	44.633	83.5	23.886	116.9	12-	<i>31.021</i>	98.3	<i>44.070</i>	<i>89.1</i>	23.855	116.1	1:38.946
6-	31.595	<i>99.9</i>	45.007	83.0	23.951	116.9	13-	31.259	99.7	44.232	87.2	23.795	116.1	1:39.286
7-	31.066	99.1	45.035	84.9	24.066	117.5	14-	31.285	98.3	44.588	85.5	24.281	109.7	1:40.154
57	Oliver FITZPATRICK				C FitzPatrick57									
1-	93.7	44.920	79.8	24.042	124.3	1:47.499	8-	31.093	100.3	44.288	80.1	23.608	125.7	1:38.989
2-	32.006	99.4	44.567	79.7	24.098	123.4	9-	31.428	100.6	43.969	83.6	23.753	121.6	1:39.150
3-	31.956	99.0	44.749	80.1	23.936	122.9	10-	31.341	97.5	43.920	83.9	23.598	125.0	1:38.859
4-	31.791	101.5	44.661	78.8	24.070	122.5	11-	31.113	102.0	44.207	<i>85.9</i>	<i>23.463</i>	125.2	1:38.783
5-	31.940	99.1	44.522	83.2	24.038	123.1	12-	31.046	100.6	43.870	82.2	23.639	123.4	1:38.555
6-	31.637	101.5	44.489	82.6	24.224	124.0	13-	<i>31.035</i>	102.1	44.086	79.0	23.548	<i>126.1</i>	1:38.669
7-	31.183	102.1	43.953	80.8	23.684	125.4	14-	31.053	<i>102.6</i>	<i>43.746</i>	83.4	23.545	123.8	1:38.344
64	Asher DURHAM				C Pr1moracing.co.uk									
1-	87.6	46.631	72.7	24.835	<i>120.1</i>	1:52.326	8-	32.540	97.1	<i>45.444</i>	78.4	24.472	115.9	1:42.456
2-	32.450	94.8	46.202	76.3	24.882	119.0	9-	32.313	96.8	45.921	75.7	24.732	117.9	1:42.966
3-	32.300	96.1	46.007	75.0	24.596	118.6	10-	32.595	97.7	45.806	76.6	24.393	118.1	1:42.794
4-	32.360	97.4	46.391	73.7	24.544	118.1	11-	32.106	98.4	45.944	82.0	24.475	117.9	1:42.525
5-	32.213	97.4	46.091	76.2	24.527	118.1	12-	32.139	97.4	45.668	81.6	24.378	118.1	1:42.185
6-	32.099	97.8	46.546	74.8	24.831	113.9	13-	32.048	98.1	45.560	<i>82.7</i>	25.021	113.9	1:42.629
7-	32.389	93.3	46.344	80.4	<i>24.258</i>	119.2	14-	<i>31.969</i>	<i>99.1</i>	45.803	80.5	24.475	117.3	1:42.247

Weather / Track : Bright / Dry

Brands Hatch GP
Circuit Length = 2.4333 miles
Start: 14:38 End: 15:02

MCRCB BULLETIN TK206

2012 Monster Energy British Motostar Championship & Motostar Cup

RACE 10 - SECTOR ANALYSIS

71	David WALES				C TAD Racing										
1-	89.5	<i>47.941</i>	<i>77.0</i>	<i>25.315</i>	112.2	1:55.328	8-	33.857	87.4	50.147	70.0	26.261	110.9	1:50.265	
2-	<i>33.341</i>	<i>93.5</i>	48.596	72.2	25.582	<i>113.6</i>	1:47.519	9-	33.789	90.0	49.569	73.1	26.032	110.2	1:49.390
3-	33.742	91.3	49.099	71.9	25.505	112.8	1:48.346	10-	33.967	85.8	49.913	70.2	26.060	112.0	1:49.940
4-	33.554	90.8	49.235	69.8	25.774	111.3	1:48.563	11-	33.917	88.9	50.303	70.9	26.002	112.6	1:50.222
5-	33.350	89.6	49.251	69.4	25.695	113.2	1:48.296	12-	34.476	89.0	49.504	71.9	25.989	112.4	1:49.969
6-	33.485	90.4	48.709	73.0	25.567	112.4	1:47.761	13-	35.582	90.0	50.599	67.5	26.258	108.2	1:52.439
7-	33.375	89.5	49.211	71.4	25.519	109.8	1:48.105								
72	Ricky TARREN				RST Racing										
1-	92.7	46.849	79.4	24.865	115.7	1:52.345	8-	32.070	95.6	45.906	80.7	24.689	113.2	1:42.665	
2-	32.590	96.8	46.197	76.1	24.950	112.8	1:43.737	9-	32.070	95.1	46.182	81.0	24.828	113.4	1:43.080
3-	32.665	<i>98.8</i>	46.214	80.2	24.752	<i>116.7</i>	1:43.631	10-	32.233	94.0	47.225	<i>83.5</i>	<i>24.296</i>	114.1	1:43.754
4-	32.205	93.7	46.207	78.1	24.811	115.7	1:43.223	11-	32.075	93.7	45.923	79.6	24.984	114.9	1:42.982
5-	31.970	97.7	45.805	78.5	24.669	116.3	1:42.444	12-	31.972	91.8	45.969	82.6	24.479	114.5	1:42.420
6-	32.019	97.8	46.070	82.1	24.819	114.9	1:42.908	13-	<i>31.694</i>	94.3	45.728	82.7	24.604	114.3	1:42.026
7-	32.407	93.1	45.881	80.5	24.544	113.4	1:42.832	14-	31.850	96.3	<i>45.413</i>	82.1	24.511	114.9	1:41.774
77	Kyle RYDE				C Metmachex SHR Wilson Craig Honda										
1-	99.3	46.235	80.6	23.655	120.9	1:47.875	8-	30.877	101.7	43.055	82.1	23.659	121.4	1:37.591	
2-	31.009	101.1	43.256	87.4	23.199	122.9	1:37.464	9-	30.824	101.2	43.181	<i>89.8</i>	23.477	121.6	1:37.482
3-	30.656	<i>102.8</i>	43.604	87.0	<i>23.067</i>	<i>123.6</i>	1:37.327	10-	30.430	101.7	43.521	86.0	23.363	121.1	1:37.314
4-	30.812	101.8	43.518	83.4	23.459	122.2	1:37.789	11-	31.720	98.4	43.138	<i>89.8</i>	23.176	121.1	1:38.034
5-	30.844	101.4	43.317	88.9	23.200	121.1	1:37.361	12-	<i>30.287</i>	101.5	43.146	86.0	23.079	122.9	1:36.512
6-	30.583	100.2	43.176	82.7	23.654	117.5	1:37.413	13-	30.516	101.1	43.064	89.4	23.166	120.7	1:36.746
7-	31.052	102.6	43.648	85.5	23.356	122.2	1:38.056	14-	30.289	101.1	<i>42.925</i>	88.9	23.171	120.7	1:36.385
80	Callum BEY				C RCD Motorsport										
1-	99.1	45.386	79.9	24.160	119.6	1:47.922	8-	31.095	101.2	44.193	83.0	23.809	120.1	1:39.097	
2-	31.983	98.3	44.712	83.4	24.093	118.1	1:40.788	9-	31.004	<i>101.7</i>	43.950	87.4	23.589	120.7	1:38.543
3-	31.543	94.4	44.780	82.1	24.045	120.3	1:40.368	10-	<i>30.861</i>	101.4	44.157	87.5	23.872	119.0	1:38.890
4-	31.713	100.8	44.629	81.5	24.202	119.4	1:40.544	11-	31.033	98.5	44.475	<i>88.4</i>	23.984	119.0	1:39.492
5-	31.341	99.9	44.478	87.0	24.063	117.3	1:39.882	12-	31.492	100.3	43.833	87.5	23.605	119.8	1:38.930
6-	31.372	99.1	44.643	87.2	24.058	117.7	1:40.073	13-	30.993	101.4	44.295	87.8	<i>23.572</i>	<i>122.0</i>	1:38.860
7-	31.053	100.5	44.380	84.6	23.733	118.8	1:39.166	14-	30.885	101.1	<i>43.671</i>	85.8	23.689	121.1	1:38.245
81	Ryan WATSON				C Watson / Work Racing										
1-	92.9	45.807	75.3	24.295	120.3	1:49.775	8-	31.061	99.3	44.369	85.5	23.693	119.6	1:39.123	
2-	32.007	96.7	45.260	77.5	24.296	119.6	1:41.563	9-	31.105	98.0	44.340	88.7	23.779	118.8	1:39.224
3-	31.658	98.1	45.113	82.3	24.145	118.6	1:40.916	10-	30.949	99.4	44.186	87.8	23.774	118.6	1:38.909
4-	31.348	98.0	44.690	84.6	24.064	117.9	1:40.102	11-	31.210	98.4	43.814	86.9	23.535	120.3	1:38.559
5-	31.547	98.7	44.457	81.4	23.823	119.6	1:39.827	12-	<i>30.759</i>	99.0	43.905	<i>90.4</i>	23.603	120.7	1:38.267
6-	31.172	98.8	44.352	83.8	24.063	119.2	1:39.587	13-	31.631	99.7	<i>43.771</i>	89.6	<i>23.461</i>	<i>121.1</i>	1:38.863
7-	31.488	99.6	44.315	83.9	23.771	120.1	1:39.574	14-	30.947	<i>100.2</i>	44.305	82.8	23.862	119.4	1:39.114
91	Ian STANFORD				Stanford Racing										
1-	93.2	47.363	79.0	25.116	116.3	1:53.624	6-	32.719	<i>96.1</i>	46.772	82.8	<i>24.741</i>	115.1	1:44.232	
2-	33.433	94.1	47.038	83.7	25.065	<i>116.7</i>	1:45.536	7-	<i>32.600</i>	95.7	<i>46.617</i>	<i>84.5</i>	24.968	115.1	1:44.185
3-	33.037	95.7	46.847	83.4	24.750	<i>116.7</i>	1:44.634	8-	33.007	96.0	46.884	83.4	25.153	115.3	1:45.044
4-	33.023	95.9	46.698	80.8	24.978	116.3	1:44.699	9-	33.879	95.1	47.640	82.0	25.232	114.5	1:46.751
5-	32.860	92.6	46.787	83.0	24.931	116.1	1:44.578	10-	34.027	94.9	47.493	81.0	25.251	113.2	1:46.771
95	Tarran MACKENZIE				C Redline KTM										
1-	100.8	44.862	82.3	23.528	120.7	1:45.952	8-	31.218	102.3	43.873	89.4	23.503	118.8	1:38.594	
2-	30.979	100.6	44.281	83.6	In	1:56.739 P	9-	30.716	101.5	43.625	89.5	23.473	119.2	1:37.814	
3-	Out	101.8	44.154	83.0	23.740	119.4	1:39.171	10-	30.738	101.5	<i>43.285</i>	88.4	<i>23.095</i>	120.9	1:37.118
4-	30.611	101.8	44.994	82.3	23.669	117.9	1:39.274	11-	30.652	101.5	43.421	87.4	23.141	<i>122.0</i>	1:37.214
5-	30.907	102.1	43.997	86.7	23.399	119.6	1:38.303	12-	30.624	<i>102.9</i>	43.657	<i>91.2</i>	23.279	120.3	1:37.560
6-	30.681	101.7	44.205	87.7	23.400	119.0	1:38.286	13-	30.842	102.0	43.710	87.4	23.449	119.4	1:38.001
7-	30.571	102.1	43.754	82.8	23.543	119.4	1:37.868	14-	<i>30.466</i>	102.1	43.324	89.0	23.192	118.1	1:36.982

Weather / Track : Bright / Dry

Brands Hatch GP
Circuit Length = 2.4333 miles
Start: 14:38 End: 15:02

MCRCB BULLETIN TK206

2012 Monster Energy British Motostar Championship & Motostar Cup

RACE 10 - SECTOR ANALYSIS

164		Anthony ALONSO				C SP125 / BARF Racing									
1-	96.4	45.820	84.7	23.943	<i>121.1</i>	1:50.297	8-	<i>30.855</i>	101.1	44.310	86.9	23.475	118.4	1:38.640	
2-	31.718	98.0	45.134	80.1	24.317	117.9	1:41.169	9-	30.986	101.1	44.205	88.1	23.640	119.0	1:38.831
3-	32.216	97.4	44.887	86.5	23.864	120.3	1:40.967	10-	30.948	100.8	44.016	87.2	<i>23.449</i>	118.4	1:38.413
4-	31.407	98.1	44.747	87.2	23.778	115.1	1:39.932	11-	31.331	101.4	44.207	<i>90.2</i>	23.746	119.2	1:39.284
5-	31.205	98.7	44.551	84.1	23.818	118.1	1:39.574	12-	30.894	101.8	<i>43.980</i>	88.1	24.009	119.2	1:38.883
6-	31.118	101.1	44.408	85.2	24.131	117.1	1:39.657	13-	31.364	<i>102.1</i>	44.267	88.0	23.586	119.4	1:39.217
7-	31.177	100.6	44.225	82.6	23.536	120.1	1:38.938	14-	30.975	102.0	44.298	85.6	23.582	118.8	1:38.855

191		Andrew FISHER				C Fisher Racing									
1-	96.8	47.154	77.8	25.017	113.6	1:52.357	8-	32.189	97.3	46.203	80.2	24.644	115.1	1:43.036	
2-	32.023	96.8	46.475	<i>88.3</i>	25.154	113.6	1:43.652	9-	32.243	97.3	45.803	80.2	24.897	114.7	1:42.943
3-	32.380	97.4	46.451	81.9	24.796	<i>115.9</i>	1:43.627	10-	32.343	97.0	46.130	81.2	<i>24.430</i>	114.9	1:42.903
4-	32.016	97.8	46.297	79.4	25.144	113.2	1:43.457	11-	32.011	97.7	45.874	81.8	24.550	115.3	1:42.435
5-	32.172	<i>98.3</i>	45.787	82.0	24.691	<i>115.9</i>	1:42.650	12-	32.052	96.0	<i>45.490</i>	81.0	24.607	115.1	1:42.149
6-	31.997	96.0	46.006	77.0	24.892	115.7	1:42.895	13-	32.065	96.8	45.504	79.9	24.963	113.6	1:42.532
7-	32.299	96.8	45.891	80.9	24.632	112.8	1:42.822	14-	<i>31.808</i>	96.4	45.832	81.2	24.847	111.7	1:42.487

Weather / Track : Bright / Dry

Brands Hatch GP
 Circuit Length = 2.4333 miles
 Start: 14:38 End: 15:02

MCRCB BULLETIN TK207

2012 Monster Energy British Motostar Championship & Motostar Cup

RACE 10 - SPEED TRAPS

SECTOR 1				SECTOR 2			FINISH LINE		
POS	NO	NAME	MPH	NO	NAME	MPH	NO	NAME	MPH
1	27	Catherine GREEN	103.7	27	Catherine GREEN	94.0	27	Catherine GREEN	126.4
2	33	Joe IRVING	103.6	22	Luke HEDGER	93.7	57	Oliver FITZPATRICK	126.1
3	4	Philip WAKEFIELD	103.4	28	Bradley RAY	92.6	10	Peter SUTHERLAND	124.7
4	17	Tom CARNE	102.9	95	Tarran MACKENZIE	91.2	17	Tom CARNE	124.5
5	95	Tarran MACKENZIE	102.9	40	Joe FRANCIS	90.6	33	Joe IRVING	124.3
6	40	Joe FRANCIS	102.8	81	Ryan WATSON	90.4	22	Luke HEDGER	123.8
7	77	Kyle RYDE	102.8	164	Anthony ALONSO	90.2	34	Jordan WEAVING	123.8
8	57	Oliver FITZPATRICK	102.6	34	Jordan WEAVING	90.1	77	Kyle RYDE	123.6
9	10	Peter SUTHERLAND	102.3	37	Max HUNT	90.0	4	Philip WAKEFIELD	123.4
10	22	Luke HEDGER	102.1	77	Kyle RYDE	89.8	40	Joe FRANCIS	122.9
11	34	Jordan WEAVING	102.1	4	Philip WAKEFIELD	89.7	41	Jake BAYFORD	122.9
12	164	Anthony ALONSO	102.1	33	Joe IRVING	89.7	45	Olly SIMPSON	122.7
13	80	Callum BEY	101.7	10	Peter SUTHERLAND	89.1	11	Joseph THOMAS	122.2
14	11	Joseph THOMAS	101.4	52	Tommy PHILP	89.1	35	Elliot LODGE	122.0
15	28	Bradley RAY	100.9	11	Joseph THOMAS	88.7	80	Callum BEY	122.0
16	35	Elliot LODGE	100.8	80	Callum BEY	88.4	95	Tarran MACKENZIE	122.0
17	24	Xavier ZAYAT	100.5	41	Jake BAYFORD	88.3	43	Arnie SHELTON	121.1
18	41	Jake BAYFORD	100.2	17	Tom CARNE	88.1	81	Ryan WATSON	121.1
19	81	Ryan WATSON	100.2	35	Elliot LODGE	88.0	164	Anthony ALONSO	121.1
20	45	Olly SIMPSON	100.0	43	Arnie SHELTON	87.7	24	Xavier ZAYAT	120.7
21	52	Tommy PHILP	99.9	45	Olly SIMPSON	86.5	64	Asher DURHAM	120.1
22	13	Sam BURMAN	99.6	57	Oliver FITZPATRICK	85.9	13	Sam BURMAN	119.8
23	64	Asher DURHAM	99.1	36	Bradley HUGHES	84.8	52	Tommy PHILP	119.8
24	43	Arnie SHELTON	99.0	13	Sam BURMAN	84.6	36	Bradley HUGHES	119.0
25	72	Ricky TARREN	98.8	91	Ian STANFORD	84.5	42	James HOBSON	118.6
26	37	Max HUNT	98.7	24	Xavier ZAYAT	83.7	28	Bradley RAY	118.4
27	36	Bradley HUGHES	98.4	72	Ricky TARREN	83.5	37	Max HUNT	117.9
28	191	Andrew FISHER	98.3	191	Andrew FISHER	83.3	72	Ricky TARREN	116.7
29	91	Ian STANFORD	96.1	64	Asher DURHAM	82.7	91	Ian STANFORD	116.7
30	42	James HOBSON	95.7	42	James HOBSON	81.0	191	Andrew FISHER	115.9
31	71	David WALES	93.5	71	David WALES	77.0	71	David WALES	113.6

Weather / Track : Bright / Dry

Brands Hatch GP
Circuit Length = 2.4333 miles
Start: 14:38 End: 15:02

MCRCB BULLETIN TK207

2012 Monster Energy British Motostar Championship & Motostar Cup

RACE 10 - BEST SECTOR TIMES

SECTOR 1			SECTOR 2			SECTOR 3			IDEAL / BEST COMPARISON						
POS	NO	NAME	TIME	NO	NAME	TIME	NO	NAME	TIME	POS	NO	NAME	IDEAL	BEST	DIFF
1	28	RAY	29.863	33	IRVING	42.719	22	HEDGER	22.868	1	28	RAY	1:35.744	1:35.880	0.136
2	40	FRANCIS	30.148	28	RAY	42.772	27	GREEN	22.908	2	22	HEDGER	1:36.136	1:36.212	0.076
3	27	GREEN	30.245	22	HEDGER	42.883	34	WEAVING	22.911	3	27	GREEN	1:36.142	1:36.150	0.008
4	34	WEAVING	30.273	77	RYDE	42.925	33	IRVING	23.053	4	33	IRVING	1:36.223	1:36.510	0.287
5	77	RYDE	30.287	27	GREEN	42.989	77	RYDE	23.067	5	77	RYDE	1:36.279	1:36.385	0.106
6	22	HEDGER	30.385	10	SUTHERLAND	43.158	95	MACKENZIE	23.095	6	34	WEAVING	1:36.518	1:36.822	0.304
7	33	IRVING	30.451	40	FRANCIS	43.210	10	SUTHERLAND	23.098	7	40	FRANCIS	1:36.535	1:36.842	0.307
8	95	MACKENZIE	30.466	95	MACKENZIE	43.285	28	RAY	23.109	8	95	MACKENZIE	1:36.846	1:36.982	0.136
9	4	WAKEFIELD	30.580	34	WEAVING	43.334	40	FRANCIS	23.177	9	10	SUTHERLAND	1:36.878	1:36.891	0.013
10	17	CARNE	30.596	17	CARNE	43.385	17	CARNE	23.386	10	17	CARNE	1:37.367	1:37.750	0.383
11	10	SUTHERLAND	30.622	4	WAKEFIELD	43.659	4	WAKEFIELD	23.404	11	4	WAKEFIELD	1:37.643	1:37.728	0.085
12	37	HUNT	30.638	80	BEY	43.671	35	LODGE	23.443	12	81	WATSON	1:37.991	1:38.267	0.276
13	81	WATSON	30.759	57	FITZPATRICK	43.746	164	ALONSO	23.449	13	80	BEY	1:38.104	1:38.245	0.141
14	35	LODGE	30.760	81	WATSON	43.771	81	WATSON	23.461	14	57	FITZPATRICK	1:38.244	1:38.344	0.100
15	164	ALONSO	30.855	164	ALONSO	43.980	57	FITZPATRICK	23.463	15	164	ALONSO	1:38.284	1:38.413	0.129
16	80	BEY	30.861	52	PHILP	44.070	37	HUNT	23.541	16	37	HUNT	1:38.301	1:38.714	0.413
17	11	THOMAS	30.977	37	HUNT	44.122	45	SIMPSON	23.564	17	35	LODGE	1:38.394	1:38.695	0.301
18	52	PHILP	31.021	43	SHELTON	44.170	80	BEY	23.572	18	52	PHILP	1:38.776	1:38.946	0.170
19	57	FITZPATRICK	31.035	35	LODGE	44.191	41	BAYFORD	23.648	19	43	SHELTON	1:39.020	1:39.536	0.516
20	43	SHELTON	31.093	41	BAYFORD	44.323	52	PHILP	23.685	20	45	SIMPSON	1:39.225	1:39.534	0.309
21	45	SIMPSON	31.117	11	THOMAS	44.456	43	SHELTON	23.757	21	41	BAYFORD	1:39.259	1:39.299	0.040
22	36	HUGHES	31.241	45	SIMPSON	44.544	36	HUGHES	23.794	22	11	THOMAS	1:39.342	1:39.688	0.346
23	41	BAYFORD	31.288	36	HUGHES	44.587	24	ZAYAT	23.811	23	36	HUGHES	1:39.622	1:40.004	0.382
24	24	ZAYAT	31.581	24	ZAYAT	44.702	11	THOMAS	23.909	24	24	ZAYAT	1:40.094	1:40.353	0.259
25	72	TARREN	31.694	13	BURMAN	45.409	64	DURHAM	24.258	25	72	TARREN	1:41.403	1:41.774	0.371
26	191	FISHER	31.808	72	TARREN	45.413	72	TARREN	24.296	26	64	DURHAM	1:41.671	1:42.185	0.514
27	64	DURHAM	31.969	64	DURHAM	45.444	13	BURMAN	24.378	27	191	FISHER	1:41.728	1:42.149	0.421
28	13	BURMAN	32.057	191	FISHER	45.490	191	FISHER	24.430	28	13	BURMAN	1:41.844	1:42.225	0.381
29	42	HOBSON	32.361	42	HOBSON	45.676	42	HOBSON	24.687	29	42	HOBSON	1:42.724	1:42.832	0.108
30	91	STANFORD	32.600	91	STANFORD	46.617	91	STANFORD	24.741	30	91	STANFORD	1:43.958	1:44.185	0.227
31	71	WALES	33.341	71	WALES	47.941	71	WALES	25.315	31	71	WALES	1:46.597	1:47.519	0.922

Perfect Lap 1:35.450

Weather / Track : Bright / Dry

Brands Hatch GP
Circuit Length = 2.4333 miles
Start: 14:38 End: 15:02

MCRCB BULLETIN TK209

2012 Monster Energy British Motostar Championship & Motostar Cup

RIDERS POINTS AFTER FINAL ROUND

	TOTAL	GAP	DIFF	14th April Thruxton - Brands Race	15th April Thruxton	7th May Oulton Park	27th May Snetterton	24th June Knockhill	8th July Oulton Park	2nd July Brands Hatch - GP	27th August Cadwell Park	9th September Donington Park	23rd September Assen	30th September Silverstone	14th October Brands Hatch - GP
Luke HEDGER	185			13	20	25	16		25	20	10	13	10	13	20
Bradley RAY	125	60		25	25					25		25			25
Catherine GREEN	118	67	7	3	7		10	16		13	25	20	11		13
Joe IRVING	117	68	1	11	10		11		7	11	16	10	16	16	9
Joe FRANCIS	108	77	9	9	8	9	6	10	13	8	20			9	16
Kyle RYDE	105	80	3	20			25	25					25		10
Jordan WEAVING	99	86	6	16	16		20					16	20		11
Tom CARNE	87	98	12	8	6	7	7	11	11	5	4			20	8
Philip WAKEFIELD	84	101	3				8	13	20	10	8	6	8	11	
Tarran MACKENZIE	76	109	8				9	20		16		11	13		7
Callum BEY	73	112	3	4	3	6	4	9	9	9	9	9		6	5
Ryan WATSON	71	114	2		13	20	13	8	1	6	6	2			2
Harry HARTLEY	60	125	11	7	2	11	5	3	10	3	11	8			
Arnie SHELTON	50	135	10			8	3	5	6	7	13	3		5	
Bradley HUGHES	39	146	11	6	5	10	1	4	4	4			5		
William DUNLOP	35	150	4	10	9	16									
Harry STAFFORD	25	160	10											25	
Ollie SIMPSON	23	162	2									7	9	7	
Tommy PHILP	22	163	1	2	4	4		1		1	7		3		
Xavier ZAYAT	22	163	0	1			2	6	3		5		2	3	
Peter SUTHERLAND	21	164	1		1			2				4	6	8	
Connor BEHAN	16	169	5						16						
Anthony ALONSO	14	171	2											10	4
Elliot LODGE	14	171	0								2	5	4		3
Christian ELKIN	13	172	1			13									
Oliver FITZPATRICK	13	172	0			5				2					6
Hafiq AZMI	11	174	2		11										
Martin GLOSSOP	8	177	3						8						
Simon LOW	8	177	0	5		3									
Alex PERSSON	7	178	1										7		
Robert ENGLISH	7	178	0					7							
Jon VINCENT	7	178	0			2			5						
Asher DURHAM	4	181	3											4	
Sam BURMAN	3	182	1								3				
Ricky TARREN	2	183	1											2	
Richard FERGUSON	2	183	0						2						
Ian STANFORD	2	183	0			1							1		
Max HUNT	1	184	1												1
Jake BAYFORD	1	184	0											1	
Joesph THOMAS	1	184	0									1			
Greg GREENWOOD	1	184	0								1				

MCRCB BULLETIN TK210**2012 Monster Energy British Motostar Championship & Motostar Cup****CUP POINTS AFTER FINAL ROUND**

	TOTAL	GAP	DIFF	14th April Thruxton - Brands Race	15th April Thruxton	7th May Oulton Park	27th May Snetterton	24th June Knockhill	8th July Oulton Park	2nd July Brands Hatch - GP	27th August Cadwell Park	9th September Donington Park	23rd September Assen	30th September Silverstone	14th October Brands Hatch - GP
Luke HEDGER	199			13	20	25	16		25	20	13	16	11	20	20
Joe FRANCIS	139	60		10	9	11	9	16	20	10	25			13	16
Joe IRVING	138	61	1	11	10		11		11	13	20	11	16	25	10
Bradley RAY	125	74	13	25	25					25		25			25
Kyle RYDE	106	93	19	20			25	25					25		11
Jordan WEAVING	105	94	1	16	16		20					20	20		13
Callum BEY	105	94	0	7	6	10	7	13	13	11	11	10		10	7
Ryan WATSON	101	98	4		13	20	13	11	8	9	9	7		6	5
Harry HARTLEY	94	105	7	9	5	16	8	8	16	7	16	9			
Tarran MACKENZIE	81	118	13				10	20		16		13	13		9
Bradley HUGHES	69	130	12	8	8	13	5	9	10	8			8		
Tommy PHILP	62	137	7	6	7	8		7	6	5	10	2	7		4
Xavier ZAYAT	55	144	7	5	3		6	10	9		8		6	8	
Asher DURHAM	43	156	12	3	1		4	6	5	4	6	5		9	
Oliver FITZPATRICK	38	161	5		4	9			7	6		4			8
Ollie SIMPSON	32	167	6									8	10	11	3
Jake BAYFORD	28	171	4	4	2	7	3					3		7	2
James HOBSON	26	173	2	1					4	3	7	1	5	5	
Anthony ALONSO	22	177	4											16	6
Hafiq AZMI	11	188	11		11										
Alex PERSSON	9	190	2										9		
Joseph THOMAS	7	192	2									6			1
Josh CORNER	2	197	5	2											