



# MOTOSTAR

Round 2  
Thruxton

12th - 14th April 2013



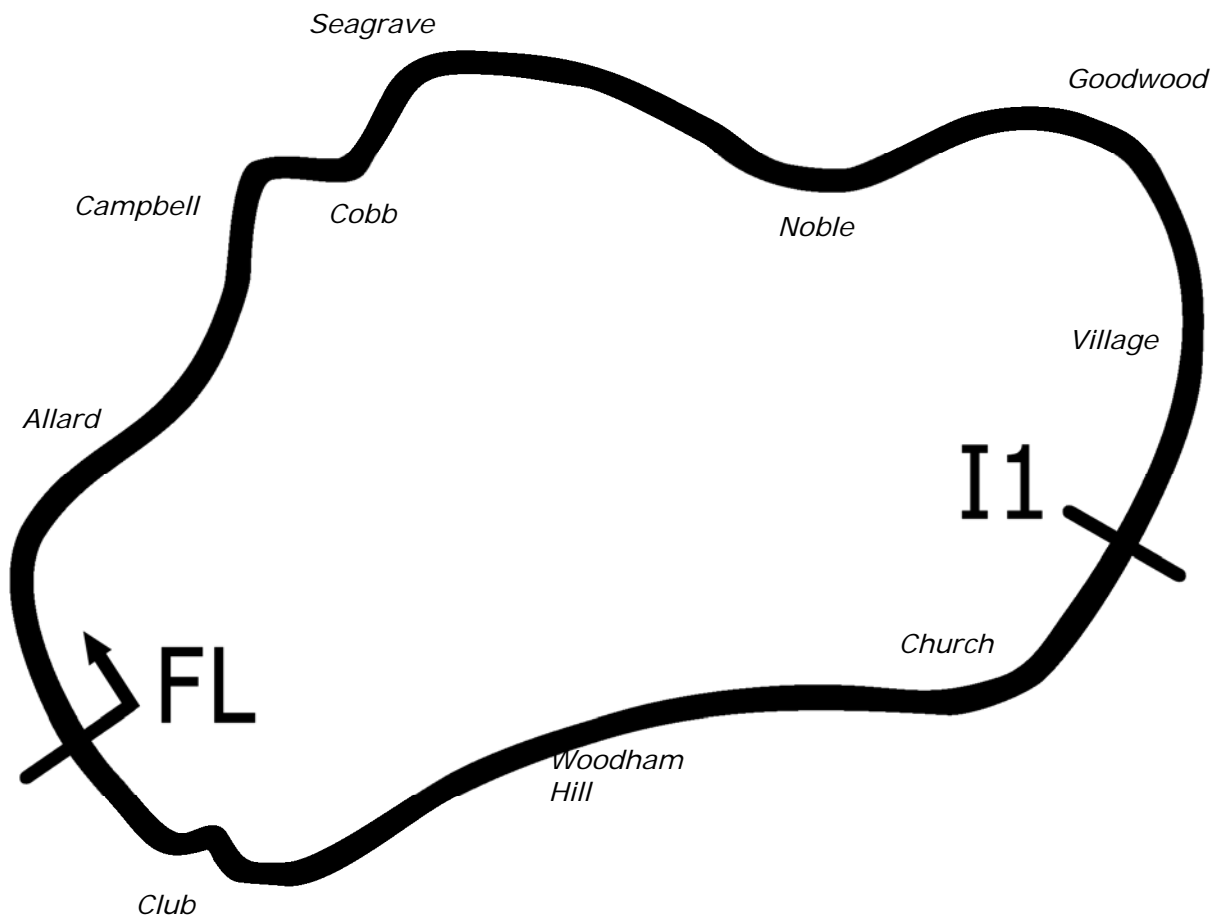
Results Provided by Timing Solutions Ltd  
[www.tsl-timing.com](http://www.tsl-timing.com)

# Thruxton

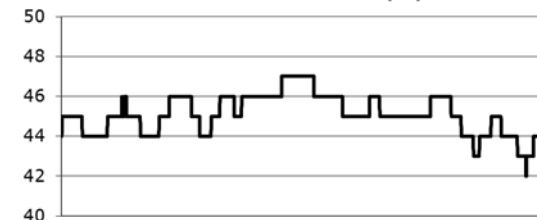


SPORTS TIMING

TIMING SOLUTIONS LTD



Circuit Altitude (m)



Length	2.3560 miles	3791.6 m	
FL		51.20766N	1.60897 W
I1	2247m	51.20983 N	1.59065 W
Pit Entry	3697m	51.20680 N	1.60788 W
Pit Exit	100m after FL	51.20844 N	1.60924 W
Pit Entry–Pit Exit 219m, 13.1s @60kph, 9.8s @80kph			

Lap Records		Best Sector Information			
		Sector 1	S1 Trap (mph)	Sector 2	F/L Trap (mph)
Superbike	1:14.890	45.869	159.4	28.285	136.4
Supersport	1:16.908	46.663	151.1	29.129	126.4
Superstock 1000	1:16.938	47.504	154.3	29.246	131.6
Superstock 600	1:19.232	48.409	145.6	30.531	123.4
Motostar	1:21.037	48.659	129.1	31.602	109.1
F1 Sidecar	1:19.112	48.146	136.4	30.966	109.5
Triumph TC	1:20.706	49.157	143.4	31.043	116.3
Ducati 848	1:20.949	49.512	138.4	31.090	118.8

## FREE PRACTICE 1 - CLASSIFICATION



POS	NO	CL	PIC NAME	ENTRY	TIME	ON	LAPS	GAP	DIFF	MPH
1	40	M3	1 Joe FRANCIS	Honda - Team WD40	1:32.396	11	11			91.79
2	35		1 Elliot LODGE	Honda - SP125/SpikeRacing	1:32.513	8	10	0.117	0.117	91.68
3	66	M3	2 Joe IRVING	KTM - RS racing / The Toad and Tatle Pub	1:33.508	12	13	1.112	0.995	90.70
4	10		2 Peter SUTHERLAND	Aprilia - Kinpac Racing	1:34.020	11	13	1.624	0.512	90.21
5	95	M3	3 Tarran MACKENZIE	KTM - Redline KTM	1:35.393	9	12	2.997	1.373	88.91
6	12		3 Edward RENDELL	Honda - Banks Racing	1:36.027	11	12	3.631	0.634	88.32
7	80		4 Callum BEY	Honda - RCD Motorsport	1:37.409	10	12	5.013	1.382	87.07
8	72		5 Ricky TARREN	Honda - Cresswell racing	1:38.104	11	11	5.708	0.695	86.45
9	42	M3	4 James HOBSON	Honda - Two 4 Motorsport	1:38.506	8	8	6.110	0.402	86.10
10	17		6 Tom CARNE	Honda - TC Racing/sp125 racing	1:38.568	9	11	6.172	0.062	86.05
11	2		7 Paul JORDAN	Seel Honda - Repli-Cast UK	1:39.873	10	10	7.477	1.305	84.92
12	22		8 Stephanie WADDELOW	Aprilia - Moto Strada	1:41.315	4	4	8.919	1.442	83.71
13	43		9 Arnie SHELTON	Honda - e3 motorsport	1:41.416	9	10	9.020	0.101	83.63

QUALIFYING LAPTIME (110.0% of 1:32.396) = 1:41.635

14	36		10 Jayson URIBE	Honda - Cresswell Racing	1:41.695	9	10	9.299	0.279	83.40
15	34		11 Jordan WEAVING	Honda - SP125 / Jordan Racing	1:41.958	9	11	9.562	0.263	83.18
16	13	M3	5 Sam BURMAN	Honda - WNT/Burman Racing	1:42.352	8	9	9.956	0.394	82.86
17	27		12 Catherine GREEN	Honda - RS Racing	1:42.602	9	10	10.206	0.250	82.66
18	14		13 Adam McLEAN	Honda - Adam Mclean Racing / Banks Racing	1:43.152	4	9	10.756	0.550	82.22
19	44		14 Jake BAYFORD	Honda - j4ke.com	1:44.307	7	8	11.911	1.155	81.31
20	73	M3	6 Justin WARING	Honda - Repli-Cast UK	1:44.499	9	10	12.103	0.192	81.16
21	48		15 Steve LAWTON	Honda - Cresswell Racing	1:44.627	4	4	12.231	0.128	81.06
22	41		16 Milo WARD	Luyten Honda - FPW Racing	1:44.736	5	5	12.340	0.109	80.98
23	21		17 Jason DOUGLAS	Honda - SGR Racing	1:46.105	10	10	13.709	1.369	79.93
24	24		18 Daniel COSTILLA	KTM - Cresswell racing	1:50.142	8	9	17.746	4.037	77.00
25	11		19 Joseph THOMAS	Honda - Moto UK Racing	1:51.762	7	9	19.366	1.620	75.89
26	64		20 Asher DURHAM	Seel Honda - Repli-Cast UK	1:54.747	5	10	22.351	2.985	73.91

Weather / Track : Cloudy / Wet

These results are provisional until the conclusion of any judicial and technical matters.

Thruxton

Circuit Length = 2.3560 miles

Start: 09:00 Flag 09:20 End: 09:22

Race Director :	Stewards :	Timekeeper :
-----------------	------------	--------------

Results can be found at [www.britishsuperbike.com](http://www.britishsuperbike.com)

Printed - 09:27 Friday, 12 April 2013

# MCRCB BULLETIN TK002

## 2013 MCE Insurance British Superbike Championship - Round 2

### 2013 Monster Energy British Motostar Championship

#### FREE PRACTICE 1 - SECTOR ANALYSIS

SECTOR 1 = FL to I1, SECTOR 2 = I1 to FL, DIFF = Difference To Personal Best Lap

P1		40 M3		Joe FRANCIS		Honda - Team WD40		
LAP	SECTOR 1	SECTOR 2	LAP TIME	MPH	DIFF	TIME OF DAY		
1 -	OUTLAP	101.6	40.577	93.1				09:02:01.725
2 -	1:00.964	106.8	38.687	96.0	1:39.651	85.11	7.255	09:03:41.376
3 -	59.506	108.5	37.701	97.1	1:37.207	87.25	4.811	09:05:18.583
4 -	58.587	108.5	37.511	98.1	1:36.098	88.26	3.702	09:06:54.681
5 -	57.473	110.3	37.596	99.0	1:35.069	89.21	2.673	09:08:29.750
6 -	56.310	110.7	37.224	96.7	1:33.534 (3)	90.68	1.138	09:10:03.284
7 -	57.347	108.2	37.140	98.5	1:34.487	89.76	2.091	09:11:37.771
8 -	56.997	110.7	36.990	91.9	1:33.987	90.24	1.591	09:13:11.758
9 -	58.196	109.1	36.608	99.1	1:34.804	89.46	2.408	09:14:46.562
10 -	56.073	111.6	36.514	99.0	1:32.587 (2)	91.60	0.191	09:16:19.149
11 -	55.946	112.0	36.450	98.8	1:32.396 (1)	91.79		09:17:51.545

P2		35		Elliot LODGE		Honda - SP125/SpikeRacing		
LAP	SECTOR 1	SECTOR 2	LAP TIME	MPH	DIFF	TIME OF DAY		
1 -	OUTLAP	86.3	51.323	82.9				09:05:13.932
2 -	1:07.196	95.7	45.249	85.6	1:52.445	75.43	19.932	09:07:06.377
3 -	1:06.145	96.6	42.533	90.2	1:48.678	78.04	16.165	09:08:55.055
4 -	1:04.173	100.0	41.349	93.1	1:45.522	80.37	13.009	09:10:40.577
5 -	1:01.939	104.6	40.621	94.5	1:42.560	82.70	10.047	09:12:23.137
6 -	1:02.002	103.8	40.060	95.3	1:42.062 (2)	83.10	9.549	09:14:05.199
7 -	1:01.431	105.8	IN PIT		1:41.582 P	83.49	9.069	09:15:46.781
8 -					1:32.513 (1)	91.68		09:17:19.294
9 -	OUTLAP	106.5	41.084	94.8	1:50.491	76.76	17.978	09:19:09.785
10 -	1:01.583	103.7	40.495	95.5	1:42.078 (3)	83.09	9.565	09:20:51.863

P3		66 M3		Joe IRVING		KTM - RS racing / The Toad and Tatle Pub		
LAP	SECTOR 1	SECTOR 2	LAP TIME	MPH	DIFF	TIME OF DAY		
1 -	OUTLAP	106.3	40.237	89.7				09:02:22.584
2 -	1:04.608	110.3	38.611	97.1	1:43.219	82.17	9.711	09:04:05.803
3 -	1:00.821	110.3	37.609	99.3	1:38.430	86.17	4.922	09:05:44.233
4 -	59.253	112.7	36.936	98.5	1:36.189	88.17	2.681	09:07:20.422
5 -	58.942	113.7	36.893	99.1	1:35.835	88.50	2.327	09:08:56.257
6 -	57.643	113.7	36.121	100.4	1:33.764 (2)	90.45	0.256	09:10:30.021
7 -	57.334	114.3	37.188	99.4	1:34.522	89.73	1.014	09:12:04.543
8 -	57.195	112.7	36.874	99.4	1:34.069	90.16	0.561	09:13:38.612
9 -	58.222	113.7	35.848	101.2	1:34.070	90.16	0.562	09:15:12.682
10 -	56.989	113.5	36.819	99.1	1:33.808 (3)	90.41	0.300	09:16:46.490
11 -	56.712	114.7	37.661	95.7	1:34.373	89.87	0.865	09:18:20.863
12 -	57.211	113.3	36.297	99.7	1:33.508 (1)	90.70		09:19:54.371
13 -	57.509	112.4	36.741	99.6	1:34.250	89.99	0.742	09:21:28.621

P4		10		Peter SUTHERLAND		Aprilia - Kinpac Racing		
LAP	SECTOR 1	SECTOR 2	LAP TIME	MPH	DIFF	TIME OF DAY		
1 -		107.3	40.765	94.8				09:01:55.128
2 -	1:02.549	108.5	39.080	96.0	1:41.629	83.45	7.609	09:03:36.757
3 -	1:03.231	103.0	39.512	95.1	1:42.743	82.55	8.723	09:05:19.500
4 -	1:01.057	107.2	39.500	95.1	1:40.557	84.34	6.537	09:07:00.057
5 -	1:00.511	108.0	38.237	94.4	1:38.748	85.89	4.728	09:08:38.805
6 -	59.040	108.2	37.641	96.4	1:36.681 (3)	87.72	2.661	09:10:15.486
7 -	58.812	108.7	38.680	75.2	1:37.492	86.99	3.472	09:11:52.978
8 -	1:00.914	98.6	39.327	96.1	1:40.241	84.61	6.221	09:13:33.219
9 -	58.518	110.1	38.190	93.6	1:36.708	87.70	2.688	09:15:09.927
10 -	59.631	108.7	37.364	97.3	1:36.995	87.44	2.975	09:16:46.922
11 -	57.081	112.0	36.939	95.2	1:34.020 (1)	90.21		09:18:20.942
12 -	57.901	109.6	36.769	97.1	1:34.670 (2)	89.59	0.650	09:19:55.612
13 -	59.231	107.5	IN PIT		1:37.920 P	86.61	3.900	09:21:33.532

Weather / Track : Cloudy / Wet

Thruxton  
Circuit Length = 2.3560 miles  
Start: 09:00 Flag 09:20 End: 09:22

# MCRCB BULLETIN TK002

## 2013 MCE Insurance British Superbike Championship - Round 2

### 2013 Monster Energy British Motostar Championship

#### FREE PRACTICE 1 - SECTOR ANALYSIS

SECTOR 1 = FL to I1, SECTOR 2 = I1 to FL, DIFF = Difference To Personal Best Lap

P5	95 M3	Tarran MACKENZIE			KTM - Redline KTM			
LAP	SECTOR 1		SECTOR 2		LAP TIME	MPH	DIFF	TIME OF DAY
1 -	OUTLAP	87.8	43.042	91.9				09:02:07.526
2 -	1:05.521	105.3	39.499	97.1	1:45.020	80.76	9.627	09:03:52.546
3 -	1:02.568	98.1	38.691	98.4	1:41.259	83.76	5.866	09:05:33.805
4 -	1:01.176	104.8	38.529	98.7	1:39.705	85.06	4.312	09:07:13.510
5 -	1:01.029	108.5	38.305	97.8	1:39.334	85.38	3.941	09:08:52.844
6 -	1:00.192	110.3	37.572	99.6	1:37.764	86.75	2.371	09:10:30.608
7 -	58.244	112.0	37.535	98.7	1:35.779 (3)	88.55	0.386	09:12:06.387
8 -	<b>57.600</b>	<b>112.4</b>	37.817	99.8	1:35.417 (2)	88.89	0.024	09:13:41.804
9 -	58.242	109.4	<b>37.151</b>	<b>100.4</b>	<b>1:35.393 (1)</b>	<b>88.91</b>		<b>09:15:17.197</b>
10 -	57.766	112.0	38.350	99.8	1:36.116	88.24	0.723	09:16:53.313
11 -	58.173	108.7	IN PIT		1:36.504 P	87.89	1.111	09:18:29.817
12 -					1:48.175	78.40	12.782	09:20:17.992

P6	12	Edward RENDELL			Honda - Banks Racing			
LAP	SECTOR 1		SECTOR 2		LAP TIME	MPH	DIFF	TIME OF DAY
1 -	OUTLAP	98.3	42.635	88.8				09:02:56.594
2 -	1:05.505	103.2	40.799	91.8	1:46.304	79.78	10.277	09:04:42.898
3 -	1:03.131	103.8	39.406	92.9	1:42.537	82.71	6.510	09:06:25.435
4 -	1:01.571	107.8	39.459	94.1	1:41.030	83.95	5.003	09:08:06.465
5 -	1:00.839	106.1	38.498	94.7	1:39.337	85.38	3.310	09:09:45.802
6 -	59.882	107.2	37.965	95.3	1:37.847	86.68	1.820	09:11:23.649
7 -	1:00.003	104.8	38.035	95.2	1:38.038	86.51	2.011	09:13:01.687
8 -	59.239	109.4	37.916	95.3	1:37.155	87.30	1.128	09:14:38.842
9 -	58.552	110.7	37.676	<b>96.1</b>	1:36.228 (2)	88.14	0.201	09:16:15.070
10 -	58.939	106.8	<b>37.293</b>	95.5	1:36.232 (3)	88.13	0.205	09:17:51.302
11 -	<b>57.918</b>	<b>111.1</b>	38.109	94.1	<b>1:36.027 (1)</b>	<b>88.32</b>		<b>09:19:27.329</b>
12 -	58.553	110.0	37.745	95.1	1:36.298	88.07	0.271	09:21:03.627

P7	80	Callum BEY			Honda - RCD Motorsport			
LAP	SECTOR 1		SECTOR 2		LAP TIME	MPH	DIFF	TIME OF DAY
1 -	OUTLAP	98.8	43.295	87.4				09:02:14.150
2 -	1:06.546	103.5	40.552	89.4	1:47.098	79.19	9.689	09:04:01.248
3 -	1:02.631	104.0	40.545	91.8	1:43.176	82.20	5.767	09:05:44.424
4 -	1:01.486	106.0	39.314	93.5	1:40.800	84.14	3.391	09:07:25.224
5 -	1:00.873	107.5	39.815	92.1	1:40.688	84.23	3.279	09:09:05.912
6 -	1:00.717	106.3	38.795	95.7	1:39.512	85.23	2.103	09:10:45.424
7 -	59.874	109.6	38.843	95.2	1:38.717	85.92	1.308	09:12:24.141
8 -	1:01.854	105.3	IN PIT		1:41.613 P	83.47	4.204	09:14:05.754
9 -	OUTLAP	108.4	<b>38.578</b>	95.9	2:35.214	54.64	57.805	09:16:40.968
10 -	<b>58.707</b>	<b>111.2</b>	38.702	96.4	<b>1:37.409 (1)</b>	<b>87.07</b>		<b>09:18:18.377</b>
11 -	59.707	110.3	38.605	96.4	1:38.312 (3)	86.27	0.903	09:19:56.689
12 -	59.411	109.1	38.672	<b>96.6</b>	1:38.083 (2)	86.47	0.674	09:21:34.772

P8	72	Ricky TAREN			Honda - Cresswell racing			
LAP	SECTOR 1		SECTOR 2		LAP TIME	MPH	DIFF	TIME OF DAY
1 -	OUTLAP	94.3	49.414	54.4				09:04:28.260
2 -	1:09.044	98.5	43.470	92.2	1:52.514	75.38	14.410	09:06:20.774
3 -	1:03.583	102.4	41.893	92.4	1:45.476	80.41	7.372	09:08:06.250
4 -	1:03.315	104.2	41.306	93.7	1:44.621	81.07	6.517	09:09:50.871
5 -	1:01.329	105.3	40.059	94.0	1:41.388	83.65	3.284	09:11:32.259
6 -	1:00.947	103.8	39.415	93.9	1:40.362 (3)	84.51	2.258	09:13:12.621
7 -	1:01.743	103.4	40.769	92.6	1:42.512	82.73	4.408	09:14:55.133
8 -	1:01.343	101.6	40.272	93.1	1:41.615	83.46	3.511	09:16:36.748
9 -	1:01.066	106.1	39.585	93.6	1:40.651	84.26	2.547	09:18:17.399
10 -	1:00.360	107.3	39.696	94.5	1:40.056 (2)	84.77	1.952	09:19:57.455
11 -	<b>59.590</b>	<b>108.5</b>	<b>38.514</b>	<b>95.5</b>	<b>1:38.104 (1)</b>	<b>86.45</b>		<b>09:21:35.559</b>

Weather / Track : Cloudy / Wet

Thruxton  
Circuit Length = 2.3560 miles  
Start: 09:00 Flag 09:20 End: 09:22

**MCRCB BULLETIN TK002**

**2013 MCE Insurance British Superbike Championship - Round 2**

**2013 Monster Energy British Motostar Championship**

**FREE PRACTICE 1 - SECTOR ANALYSIS**

SECTOR 1 = FL to I1, SECTOR 2 = I1 to FL, DIFF = Difference To Personal Best Lap

<b>P9</b>		<b>42 M3</b>		<b>James HOBSON</b>		Honda - Two 4 Motorsport		
LAP	SECTOR 1		SECTOR 2		LAP TIME	MPH	DIFF	TIME OF DAY
1 -								09:06:28.310
2 -					1:40.147	84.69	1.641	09:08:08.457
3 -					1:41.622	83.46	3.116	09:09:50.079
4 -					1:39.072 (3)	85.61	0.566	09:11:29.151
5 -					3:18.673	42.69	1:40.167	09:14:47.824
6 -					3:14.875	43.52	1:36.369	09:18:02.699
7 -					1:38.968 (2)	85.70	0.462	09:19:41.667
8 -					<b>1:38.506 (1)</b>	<b>86.10</b>		<b>09:21:20.173</b>

<b>P10</b>		<b>17</b>		<b>Tom CARNE</b>		Honda - TC Racing/sp125 racing		
LAP	SECTOR 1		SECTOR 2		LAP TIME	MPH	DIFF	TIME OF DAY
1 -	OUTLAP	56.8	59.876	69.4				09:03:37.332
2 -	1:17.965	82.5	50.885	72.3	2:08.850	65.82	30.282	09:05:46.182
3 -	1:12.240	86.7	46.848	86.8	1:59.088	71.22	20.520	09:07:45.270
4 -	1:06.398	95.7	43.060	91.4	1:49.458	77.48	10.890	09:09:34.728
5 -	1:05.236	98.9	41.207	94.0	1:46.443	79.68	7.875	09:11:21.171
6 -	1:02.226	107.3	39.750	<b>96.3</b>	1:41.976	83.17	3.408	09:13:03.147
7 -	1:00.933	109.1	39.349	96.1	1:40.282	84.57	1.714	09:14:43.429
8 -	1:00.218	<b>109.8</b>	39.267	93.7	1:39.485 (2)	85.25	0.917	09:16:22.914
9 -	<b>59.751</b>	109.6	<b>38.817</b>	95.9	<b>1:38.568 (1)</b>	<b>86.05</b>		<b>09:18:01.482</b>
10 -	1:00.260	<b>109.8</b>	39.707	95.9	1:39.967 (3)	84.84	1.399	09:19:41.449
11 -	1:00.445	106.3	39.538	95.7	1:39.983	84.83	1.415	09:21:21.432

<b>P11</b>		<b>2</b>		<b>Paul JORDAN</b>		Seel Honda - Repli-Cast UK		
LAP	SECTOR 1		SECTOR 2		LAP TIME	MPH	DIFF	TIME OF DAY
1 -	OUTLAP	85.3	51.128	71.4				09:02:18.349
2 -	1:11.955	83.5	IN PIT		1:56.657 P	72.70	16.784	09:04:15.006
3 -	OUTLAP	88.7	46.466	74.6	3:48.843	37.06	2:08.970	09:08:03.849
4 -	1:14.592	90.8	43.860	84.5	1:58.452	71.60	18.579	09:10:02.301
5 -	1:06.532	92.5	44.063	84.0	1:50.595	76.69	10.722	09:11:52.896
6 -	1:06.464	91.8	43.042	87.9	1:49.506	77.45	9.633	09:13:42.402
7 -	1:06.906	93.5	42.855	88.5	1:49.761	77.27	9.888	09:15:32.163
8 -	1:05.537	94.6	43.493	91.6	1:49.030 (3)	77.79	9.157	09:17:21.193
9 -	1:01.825	<b>107.8</b>	39.840	94.4	1:41.665 (2)	83.42	1.792	09:19:02.858
10 -	<b>1:00.660</b>	105.5	<b>39.213</b>	<b>95.6</b>	<b>1:39.873 (1)</b>	<b>84.92</b>		<b>09:20:42.731</b>

<b>P12</b>		<b>22</b>		<b>Stephanie WADDELOW</b>		Aprilia - Moto Strada		
LAP	SECTOR 1		SECTOR 2		LAP TIME	MPH	DIFF	TIME OF DAY
1 -	OUTLAP	88.5	<b>45.376</b>	<b>80.3</b>				09:13:09.224
2 -	<b>1:14.548</b>	87.4	IN PIT		2:00.539 P	70.36	19.224	09:15:09.763
3 -	OUTLAP	<b>91.0</b>	IN PIT		2:56.885 P	47.95	1:15.570	09:18:06.648
4 -					<b>1:41.315 (1)</b>	<b>83.71</b>		<b>09:19:47.963</b>

<b>P13</b>		<b>43</b>		<b>Arnie SHELTON</b>		Honda - e3 motorsport		
LAP	SECTOR 1		SECTOR 2		LAP TIME	MPH	DIFF	TIME OF DAY
1 -	OUTLAP	91.5	IN PIT					09:02:08.949
2 -	OUTLAP	96.0	IN PIT		2:11.242 P	64.62	29.826	09:04:20.191
3 -					1:54.954	73.78	13.538	09:06:15.145
4 -	OUTLAP	99.5	42.417	93.1	1:56.460	72.83	15.044	09:08:11.605
5 -	1:04.294	105.6	41.480	93.3	1:45.774	80.18	4.358	09:09:57.379
6 -	1:03.645	105.0	<b>39.725</b>	94.1	1:43.370	82.05	1.954	09:11:40.749
7 -	1:03.086	100.0	40.149	<b>94.9</b>	1:43.235 (3)	82.16	1.819	09:13:23.984
8 -	1:01.909	105.3	40.351	93.6	1:42.260 (2)	82.94	0.844	09:15:06.244
9 -	1:01.411	<b>107.5</b>	40.005	94.8	<b>1:41.416 (1)</b>	<b>83.63</b>		<b>09:16:47.660</b>
10 -	<b>1:00.534</b>	104.6	IN PIT		1:40.305 P	84.56		09:18:27.965

Weather / Track : Cloudy / Wet

Thruxton  
Circuit Length = 2.3560 miles  
Start: 09:00 Flag 09:20 End: 09:22

**MCRCB BULLETIN TK002**

**2013 MCE Insurance British Superbike Championship - Round 2**

**2013 Monster Energy British Motostar Championship**

**FREE PRACTICE 1 - SECTOR ANALYSIS**

SECTOR 1 = FL to I1, SECTOR 2 = I1 to FL, DIFF = Difference To Personal Best Lap

<b>P14 36</b>		<b>Jayson URIBE</b>			Honda - Cresswell Racing			
LAP	SECTOR 1	SECTOR 2		LAP TIME	MPH	DIFF	TIME OF DAY	
1 -	OUTLAP	97.5	48.385	83.9				09:04:29.122
2 -	1:11.303	101.5	42.650	92.2	1:53.953	74.43	12.258	09:06:23.075
3 -	1:05.629	103.7	41.916	91.9	1:47.545	78.86	5.850	09:08:10.620
4 -	1:04.724	105.3	41.064	93.3	1:45.788	80.17	4.093	09:09:56.408
5 -	1:02.837	102.9	40.917	92.9	1:43.754	81.74	2.059	09:11:40.162
6 -	1:03.587	100.4	41.073	93.3	1:44.660	81.04	2.965	09:13:24.822
7 -	<b>1:01.898</b>	104.3	43.372	87.7	1:45.270	80.57	3.575	09:15:10.092
8 -	1:02.199	104.6	40.557	93.1	1:42.756 (3)	82.54	1.061	09:16:52.848
9 -	1:02.086	102.9	<b>39.609</b>	<b>93.9</b>	<b>1:41.695 (1)</b>	<b>83.40</b>		<b>09:18:34.543</b>
10 -	1:02.137	<b>106.3</b>	39.709	<b>93.9</b>	1:41.846 (2)	83.28	0.151	09:20:16.389

<b>P15 34</b>		<b>Jordan WEAVING</b>			Honda - SP125 / Jordan Racing			
LAP	SECTOR 1	SECTOR 2		LAP TIME	MPH	DIFF	TIME OF DAY	
1 -	OUTLAP	81.9	49.374	76.6				09:02:22.187
2 -	1:11.860	68.4	IN PIT		2:01.188 P	69.98	19.230	09:04:23.375
3 -	OUTLAP	90.1	50.132	69.4	2:45.229	51.33	1:03.271	09:07:08.604
4 -	1:07.424	75.9	46.464	85.9	1:53.888	74.47	11.930	09:09:02.492
5 -	1:04.269	99.2	42.684	85.5	1:46.953 (3)	79.30	4.995	09:10:49.445
6 -	1:03.863	101.2	43.531	91.2	1:47.394	78.97	5.436	09:12:36.839
7 -	1:06.805	87.4	42.655	93.1	1:49.460	77.48	7.502	09:14:26.299
8 -	1:04.679	97.5	41.104	<b>93.2</b>	1:45.783 (2)	80.18	3.825	09:16:12.082
9 -	<b>1:01.933</b>	<b>104.0</b>	<b>40.025</b>	92.8	<b>1:41.958 (1)</b>	<b>83.18</b>		<b>09:17:54.040</b>
10 -	1:04.123	97.9	43.058	88.8	1:47.181	79.13	5.223	09:19:41.221
11 -	1:03.256	98.1	44.274	83.7	1:47.530	78.87	5.572	09:21:28.751

<b>P16 13 M3</b>		<b>Sam BURMAN</b>			Honda - WNT/Burman Racing			
LAP	SECTOR 1	SECTOR 2		LAP TIME	MPH	DIFF	TIME OF DAY	
1 -	OUTLAP	101.2	47.221	86.1				09:04:11.338
2 -	1:09.703	99.8	44.040	90.3	1:53.743	74.56	11.391	09:06:05.081
3 -	1:08.515	103.7	IN PIT		1:49.952 P	77.14	7.600	09:07:55.033
4 -	OUTLAP	107.0	41.759	92.2	4:23.577	32.17	2:41.225	09:12:18.610
5 -	1:05.156	108.9	40.780	94.5	1:45.936	80.06	3.584	09:14:04.546
6 -	1:03.157	111.2	40.443	94.0	1:43.600 (3)	81.87	1.248	09:15:48.146
7 -	1:03.392	110.1	40.409	95.7	1:43.801	81.71	1.449	09:17:31.947
8 -	1:02.336	110.5	<b>40.016</b>	<b>96.6</b>	<b>1:42.352 (1)</b>	<b>82.86</b>		<b>09:19:14.299</b>
9 -	<b>1:02.172</b>	<b>111.6</b>	40.713	88.2	1:42.885 (2)	82.43	0.533	09:20:57.184

<b>P17 27</b>		<b>Catherine GREEN</b>			Honda - RS Racing			
LAP	SECTOR 1	SECTOR 2		LAP TIME	MPH	DIFF	TIME OF DAY	
1 -	OUTLAP	86.7	47.697	85.6				09:02:21.259
2 -	1:08.646	98.8	44.299	87.9	1:52.945	75.09	10.343	09:04:14.204
3 -	1:07.114	99.2	44.770	91.7	1:51.884	75.80	9.282	09:06:06.088
4 -	1:07.987	103.2	43.140	90.8	1:51.127	76.32	8.525	09:07:57.215
5 -	1:04.187	105.0	41.311	95.2	1:45.498	80.39	2.896	09:09:42.713
6 -	1:03.285	100.4	40.122	95.3	1:43.407 (2)	82.02	0.805	09:11:26.120
7 -	1:02.118	108.2	41.408	91.4	1:43.526 (3)	81.92	0.924	09:13:09.646
8 -	1:04.464	104.5	40.763	96.0	1:45.227	80.60	2.625	09:14:54.873
9 -	1:02.575	109.6	<b>40.027</b>	<b>96.6</b>	<b>1:42.602 (1)</b>	<b>82.66</b>		<b>09:16:37.475</b>
10 -	<b>1:01.718</b>	<b>110.3</b>	IN PIT		1:42.325 P	82.89		09:18:19.800

<b>P18 14</b>		<b>Adam McLEAN</b>			Honda - Adam Mclean Racing / Banks Racing			
LAP	SECTOR 1	SECTOR 2		LAP TIME	MPH	DIFF	TIME OF DAY	
1 -	OUTLAP	101.0	47.903	88.1				09:03:38.220
2 -	1:07.301	106.0	43.972	93.3	1:51.273	76.22	8.121	09:05:29.493
3 -	1:06.501	103.0	41.619	94.9	1:48.120	78.44	4.968	09:07:17.613
4 -	1:02.469	<b>108.7</b>	<b>40.683</b>	<b>95.7</b>	<b>1:43.152 (1)</b>	<b>82.22</b>		<b>09:09:00.765</b>
5 -	<b>1:02.017</b>	106.6	42.227	87.7	1:44.244 (2)	81.36	1.092	09:10:45.009
6 -	1:04.257	104.2	IN PIT		1:50.907 P	76.47	7.755	09:12:35.916

Weather / Track : Cloudy / Wet

Thruxton  
Circuit Length = 2.3560 miles  
Start: 09:00 Flag 09:20 End: 09:22

# MCRCB BULLETIN TK002

## 2013 MCE Insurance British Superbike Championship - Round 2

### 2013 Monster Energy British Motostar Championship

#### FREE PRACTICE 1 - SECTOR ANALYSIS

SECTOR 1 = FL to I1, SECTOR 2 = I1 to FL, DIFF = Difference To Personal Best Lap

7 -	OUTLAP	106.5	40.805	91.2	2:44.689	51.50	1:01.537	09:15:20.605
8 -	1:03.353	88.4	43.920	70.3	1:47.273 (3)	79.06	4.121	09:17:07.878
9 -	1:02.488	75.7	IN PIT		1:47.473 P	78.92	4.321	09:18:55.351

P19		44		Jake BAYFORD		Honda - j4ke.com				
LAP	SECTOR 1	SECTOR 2	LAP TIME	MPH	DIFF	TIME OF DAY				
1 -	OUTLAP	85.9	46.783	80.6				09:06:41.988		
2 -	1:08.871	97.9	IN PIT		1:55.890 P	73.18	11.583	09:08:37.878		
3 -	OUTLAP	100.7	41.860	92.4	3:13.556	43.82	1:29.249	09:11:51.434		
4 -	1:05.542	96.4	41.894	89.5	1:47.436	78.94	3.129	09:13:38.870		
5 -	1:03.971	94.2	41.557	91.3	1:45.528	80.37	1.221	09:15:24.398		
6 -	1:03.417	101.3	41.539	91.1	1:44.956 (2)	80.81	0.649	09:17:09.354		
7 -	<b>1:02.240</b>	<b>103.7</b>	42.067	<b>92.8</b>	<b>1:44.307 (1)</b>	<b>81.31</b>		<b>09:18:53.661</b>		
8 -	1:04.406	103.0	<b>41.109</b>	90.6	1:45.515 (3)	80.38	1.208	09:20:39.176		

P20		73 M3		Justin WARING		Honda - Repli-Cast UK				
LAP	SECTOR 1	SECTOR 2	LAP TIME	MPH	DIFF	TIME OF DAY				
1 -	OUTLAP	84.4	53.028	67.6				09:02:19.917		
2 -	1:15.659	75.7	IN PIT		2:07.874 P	66.32	23.375	09:04:27.791		
3 -	OUTLAP	89.3	44.235	81.3	3:36.258	39.22	1:51.759	09:08:04.049		
4 -	1:08.552	93.9	43.338	94.3	1:51.890	75.80	7.391	09:09:55.939		
5 -	1:08.223	91.0	43.389	94.3	1:51.612	75.99	7.113	09:11:47.551		
6 -	1:10.083	85.4	43.198	94.3	1:53.281	74.87	8.782	09:13:40.832		
7 -	1:08.330	85.4	43.724	<b>95.2</b>	1:52.054	75.69	7.555	09:15:32.886		
8 -	1:06.466	92.8	42.216	94.3	1:48.682 (2)	78.04	4.183	09:17:21.568		
9 -	<b>1:03.751</b>	<b>97.8</b>	<b>40.748</b>	<b>95.2</b>	<b>1:44.499 (1)</b>	<b>81.16</b>		<b>09:19:06.067</b>		
10 -	1:06.441	97.6	42.681	93.1	1:49.122 (3)	77.72	4.623	09:20:55.189		

P21		48		Steve LAWTON		Honda - Cresswell Racing				
LAP	SECTOR 1	SECTOR 2	LAP TIME	MPH	DIFF	TIME OF DAY				
1 -	OUTLAP	91.4	45.639	88.1				09:14:58.539		
2 -	1:06.532	96.0	41.754	91.4	1:48.286 (3)	78.32	3.659	09:16:46.825		
3 -	1:04.369	102.6	<b>41.163</b>	<b>93.3</b>	1:45.532 (2)	80.37	0.905	09:18:32.357		
4 -	<b>1:03.396</b>	102.4	41.231	92.6	<b>1:44.627 (1)</b>	<b>81.06</b>		<b>09:20:16.984</b>		

P22		41		Milo WARD		Luyten Honda - FPW Racing				
LAP	SECTOR 1	SECTOR 2	LAP TIME	MPH	DIFF	TIME OF DAY				
1 -		63.2	58.237	89.2				09:02:22.489		
2 -	1:11.771	85.7	IN PIT		2:03.220 P	68.83	18.484	09:04:25.709		
3 -					2:56.759 (2)	47.98	1:12.023	09:07:22.468		
4 -	OUTLAP	<b>101.3</b>	43.298	<b>92.7</b>	2:29.820	56.61	45.084	09:09:52.288		
5 -	<b>1:02.384</b>	99.4	<b>42.352</b>	92.2	<b>1:44.736 (1)</b>	<b>80.98</b>		<b>09:11:37.024</b>		

P23		21		Jason DOUGLAS		Honda - SGR Racing				
LAP	SECTOR 1	SECTOR 2	LAP TIME	MPH	DIFF	TIME OF DAY				
1 -	OUTLAP	74.9	56.954	67.4				09:02:31.968		
2 -	1:22.352	72.6	52.890	78.5	2:15.242	62.71	29.137	09:04:47.210		
3 -	1:15.564	82.1	51.187	83.1	2:06.751	66.91	20.646	09:06:53.961		
4 -	1:12.294	92.5	47.454	82.2	1:59.748	70.83	13.643	09:08:53.709		
5 -	1:09.264	92.0	47.600	83.8	1:56.864	72.57	10.759	09:10:50.573		
6 -	1:08.561	92.5	IN PIT		1:55.237 P	73.60	9.132	09:12:45.810		
7 -	OUTLAP	93.7	44.152	88.5	2:45.650	51.20	59.545	09:15:31.460		
8 -	1:06.009	97.6	45.553	88.4	1:51.562 (3)	76.02	5.457	09:17:23.022		
9 -	1:04.776	101.2	42.952	89.7	1:47.728 (2)	78.73	1.623	09:19:10.750		
10 -	<b>1:04.003</b>	<b>103.0</b>	<b>42.102</b>	<b>92.4</b>	<b>1:46.105 (1)</b>	<b>79.93</b>		<b>09:20:56.855</b>		

P24		24		Daniel COSTILLA		KTM - Cresswell racing				
LAP	SECTOR 1	SECTOR 2	LAP TIME	MPH	DIFF	TIME OF DAY				
1 -	OUTLAP	61.7	53.343	88.2				09:04:50.293		

Weather / Track : Cloudy / Wet

Thruxton  
Circuit Length = 2.3560 miles  
Start: 09:00 Flag 09:20 End: 09:22



**MCRCB BULLETIN TK002**

**2013 MCE Insurance British Superbike Championship - Round 2**

**2013 Monster Energy British Motostar Championship**

**FREE PRACTICE 1 - SECTOR ANALYSIS**

SECTOR 1 = FL to I1, SECTOR 2 = I1 to FL, DIFF = Difference To Personal Best Lap

Lap	Time	S1	S2	Diff	MPH	Diff	Time of Day
2 -	1:21.818	65.1	53.657	89.7	2:15.475	62.60	25.333 09:07:05.768
3 -	1:14.024	87.6	47.696	95.1	2:01.720	69.68	11.578 09:09:07.488
4 -	1:12.202	73.5	54.457	94.0	2:06.659	66.96	16.517 09:11:14.147
5 -	1:10.709	92.1	44.590	85.0	1:55.299	73.56	5.157 09:13:09.446
6 -	1:09.596	93.9	<b>43.244</b>	<b>97.0</b>	1:52.840	75.16	2.698 09:15:02.286
7 -	1:06.704	95.3	44.513	95.9	1:51.217 (3)	76.26	1.075 09:16:53.503
8 -	1:05.365	95.5	44.777	96.1	<b>1:50.142 (1)</b>	<b>77.00</b>	<b>09:18:43.645</b>
9 -	<b>1:04.975</b>	<b>96.0</b>	45.371	96.6	1:50.346 (2)	76.86	0.204 09:20:33.991

P25 11		Joseph THOMAS			Honda - Moto UK Racing			
LAP	SECTOR 1	SECTOR 2		LAP TIME	MPH	DIFF	TIME OF DAY	
1 -	OUTLAP	80.0	51.852	86.5			09:04:45.270	
2 -	1:17.049	84.2	49.056	88.5	2:06.105	67.25	14.343 09:06:51.375	
3 -	1:12.932	94.6	46.217	86.6	1:59.149	71.18	7.387 09:08:50.524	
4 -	1:10.577	95.0	44.536	86.3	1:55.113	73.68	3.351 09:10:45.637	
5 -	1:07.885	100.7	45.249	86.5	1:53.134 (3)	74.97	1.372 09:12:38.771	
6 -	1:09.039	96.8	44.369	<b>91.4</b>	1:53.408	74.79	1.646 09:14:32.179	
7 -	1:08.325	<b>101.5</b>	<b>43.437</b>	85.9	<b>1:51.762 (1)</b>	<b>75.89</b>	<b>09:16:23.941</b>	
8 -	1:07.840	99.1	43.990	88.5	1:51.830 (2)	75.84	0.068 09:18:15.771	
9 -	<b>1:07.497</b>	99.8	IN PIT		1:54.712 P	73.93	2.950 09:20:10.483	

P26 64		Asher DURHAM			Seel Honda - Repli-Cast UK			
LAP	SECTOR 1	SECTOR 2		LAP TIME	MPH	DIFF	TIME OF DAY	
1 -		79.7	49.457	81.2			09:02:14.203	
2 -	1:13.250	98.9	46.959	84.2	2:00.209	70.55	5.462 09:04:14.412	
3 -	1:12.281	96.5	47.133	88.4	1:59.414 (3)	71.02	4.667 09:06:13.826	
4 -	1:12.905	100.3	<b>43.910</b>	91.1	1:56.815 (2)	72.60	2.068 09:08:10.641	
5 -	<b>1:10.146</b>	101.6	44.601	86.6	<b>1:54.747 (1)</b>	<b>73.91</b>	<b>09:10:05.388</b>	
6 -	1:12.536	89.5	IN PIT		2:01.092 P	70.04	6.345 09:12:06.480	
7 -	OUTLAP	100.0	45.303	<b>91.3</b>	3:05.055	45.83	1:10.308 09:15:11.535	
8 -	1:13.139	75.4	IN PIT		2:00.110 P	70.61	5.363 09:17:11.645	
9 -	OUTLAP	<b>102.1</b>	48.139	80.5	2:44.045	51.70	49.298 09:19:55.690	
10 -	1:13.045	89.3	49.255	78.2	2:02.300	69.35	7.553 09:21:57.990	

Weather / Track : Cloudy / Wet

Thruxton  
 Circuit Length = 2.3560 miles  
 Start: 09:00 Flag 09:20 End: 09:22

**MCRCB BULLETIN TK003****2013 MCE Insurance British Superbike Championship - Round 2****2013 Monster Energy British Motostar Championship****FREE PRACTICE 1 - BEST SPEEDS**

POS	SECTOR 1			SECTOR 2			FINISH LINE		
	NO	NAME	MPH	NO	NAME	MPH	NO	NAME	MPH
1	66	Joe IRVING	114.7				66	Joe IRVING	101.2
2	95	Tarran MACKENZIE	112.4				95	Tarran MACKENZIE	100.4
3	10	Peter SUTHERLAND	112.0				40	Joe FRANCIS	99.1
4	40	Joe FRANCIS	112.0				10	Peter SUTHERLAND	97.3
5	13	Sam BURMAN	111.6				24	Daniel COSTILLA	97.0
6	80	Callum BEY	111.2				13	Sam BURMAN	96.6
7	12	Edward RENDELL	111.1				27	Catherine GREEN	96.6
8	27	Catherine GREEN	110.3				80	Callum BEY	96.6
9	17	Tom CARNE	109.8				17	Tom CARNE	96.3
10	14	Adam McLEAN	108.7				12	Edward RENDELL	96.1
11	72	Ricky TARREN	108.5				14	Adam McLEAN	95.7
12	2	Paul JORDAN	107.8				2	Paul JORDAN	95.6
13	43	Arnie SHELTON	107.5				35	Elliot LODGE	95.5
14	35	Elliot LODGE	106.5				72	Ricky TARREN	95.5
15	36	Jayson URIBE	106.3				73	Justin WARING	95.2
16	34	Jordan WEAVING	104.0				43	Arnie SHELTON	94.9
17	44	Jake BAYFORD	103.7				36	Jayson URIBE	93.9
18	21	Jason DOUGLAS	103.0				48	Steve LAWTON	93.3
19	48	Steve LAWTON	102.7				34	Jordan WEAVING	93.2
20	64	Asher DURHAM	102.1				44	Jake BAYFORD	92.8
21	11	Joseph THOMAS	101.5				41	Milo WARD	92.7
22	41	Milo WARD	101.3				21	Jason DOUGLAS	92.4
23	73	Justin WARING	97.8				11	Joseph THOMAS	91.4
24	24	Daniel COSTILLA	96.0				64	Asher DURHAM	91.3
25	22	Stephanie WADDELOW	91.0				22	Stephanie WADDELOW	80.3
26									

Weather / Track : Cloudy / Wet

Thruxton

Circuit Length = 2.3560 miles

Start: 09:00 Flag 09:20 End: 09:22

Results can be found at [www.tsl-timing.com](http://www.tsl-timing.com)

Printed - 09:28 Friday, 12 April 2013

**MCRCB BULLETIN TK004**

**2013 MCE Insurance British Superbike Championship - Round 2**

**2013 Monster Energy British Motostar Championship**

**FREE PRACTICE 1 - BEST SECTORS**

SECTOR 1			SECTOR 2			IDEAL / BEST COMPARISON						
POS	NO	NAME	TIME	NO	NAME	TIME	POS	NO	NAME	IDEAL	BEST	DIFF
1	40	FRANCIS	<b>55.946</b>	66	IRVING	<b>35.848</b>						
2	66	IRVING	<b>56.712</b>	40	FRANCIS	<b>36.450</b>	1	40	FRANCIS	1:32.396	1:32.396	0.000
3	10	SUTHERLAND	<b>57.081</b>	10	SUTHERLAND	<b>36.769</b>	2	66	IRVING	1:32.560	1:33.508	0.948
4	95	MACKENZIE	<b>57.600</b>	95	MACKENZIE	<b>37.151</b>	3	10	SUTHERLAND	1:33.850	1:34.020	0.170
5	12	RENDELL	<b>57.918</b>	12	RENDELL	<b>37.293</b>	4	95	MACKENZIE	1:34.751	1:35.393	0.642
6	80	BEY	<b>58.707</b>	72	TARREN	<b>38.514</b>	5	12	RENDELL	1:35.211	1:36.027	0.816
7	72	TARREN	<b>59.590</b>	80	BEY	<b>38.578</b>	6	80	BEY	1:37.285	1:37.409	0.124
8	17	CARNE	<b>59.751</b>	17	CARNE	<b>38.817</b>	7	72	TARREN	1:38.104	1:38.104	0.000
9	43	SHELTON	<b>1:00.534</b>	2	JORDAN	<b>39.213</b>	8	17	CARNE	1:38.568	1:38.568	0.000
10	2	JORDAN	<b>1:00.660</b>	36	URIBE	<b>39.609</b>	9	2	JORDAN	1:39.873	1:39.873	0.000
11	35	LODGE	<b>1:01.431</b>	43	SHELTON	<b>39.725</b>	10	43	SHELTON	1:40.259	1:41.416	1.157
12	27	GREEN	<b>1:01.718</b>	13	BURMAN	<b>40.016</b>	11	35	LODGE	1:41.491	1:32.513	-8.978
13	36	URIBE	<b>1:01.898</b>	34	WEAVING	<b>40.025</b>	12	36	URIBE	1:41.507	1:41.695	0.188
14	34	WEAVING	<b>1:01.933</b>	27	GREEN	<b>40.027</b>	13	27	GREEN	1:41.745	1:42.602	0.857
15	14	McLEAN	<b>1:02.017</b>	35	LODGE	<b>40.060</b>	14	34	WEAVING	1:41.958	1:41.958	0.000
16	13	BURMAN	<b>1:02.172</b>	14	McLEAN	<b>40.683</b>	15	13	BURMAN	1:42.188	1:42.352	0.164
17	44	BAYFORD	<b>1:02.240</b>	73	WARING	<b>40.748</b>	16	14	McLEAN	1:42.700	1:43.152	0.452
18	41	WARD	<b>1:02.384</b>	44	BAYFORD	<b>41.109</b>	17	44	BAYFORD	1:43.349	1:44.307	0.958
19	48	LAWTON	<b>1:03.396</b>	48	LAWTON	<b>41.163</b>	18	73	WARING	1:44.499	1:44.499	0.000
20	73	WARING	<b>1:03.751</b>	21	DOUGLAS	<b>42.102</b>	19	48	LAWTON	1:44.559	1:44.627	0.068
21	21	DOUGLAS	<b>1:04.003</b>	41	WARD	<b>42.352</b>	20	41	WARD	1:44.736	1:44.736	0.000
22	24	COSTILLA	<b>1:04.975</b>	24	COSTILLA	<b>43.244</b>	21	21	DOUGLAS	1:46.105	1:46.105	0.000
23	11	THOMAS	<b>1:07.497</b>	11	THOMAS	<b>43.437</b>	22	24	COSTILLA	1:48.219	1:50.142	1.923
24	64	DURHAM	<b>1:10.146</b>	64	DURHAM	<b>43.910</b>	23	11	THOMAS	1:50.934	1:51.762	0.828
25	22	WADDELOW	<b>1:14.548</b>	22	WADDELOW	<b>45.376</b>	24	64	DURHAM	1:54.056	1:54.747	0.691
26							25	22	WADDELOW	1:59.924	1:41.315	-18.609
							26	42	HOBSON		1:38.506	

Weather / Track : Cloudy / Wet

Results can be found at [www.tsl-timing.com](http://www.tsl-timing.com)

Thruxton  
 Circuit Length = 2.3560 miles  
 Start: 09:00 Flag 09:20 End: 09:22

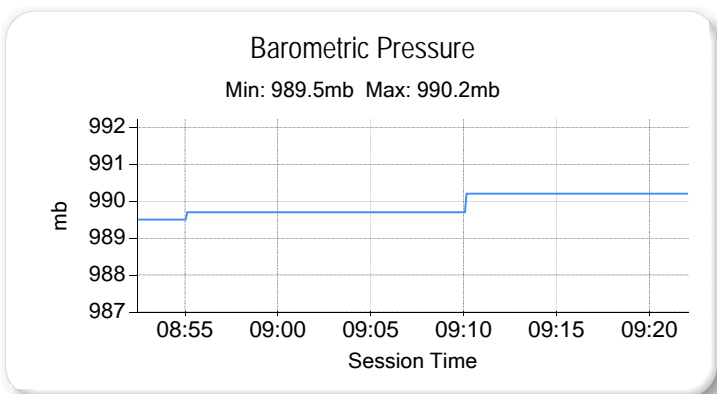
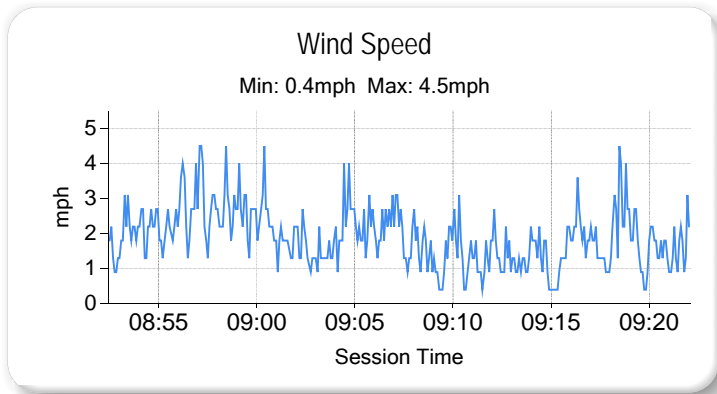
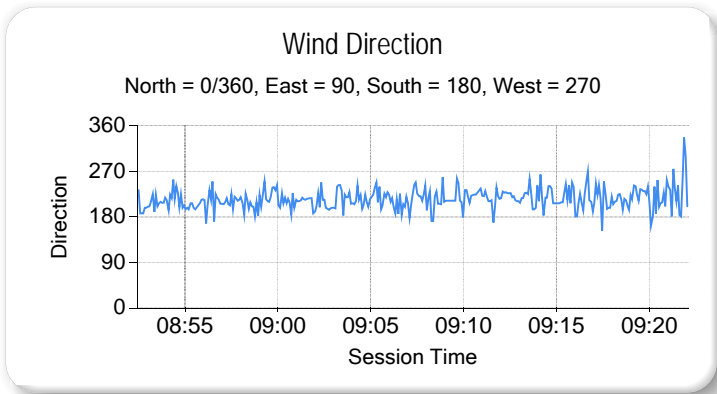
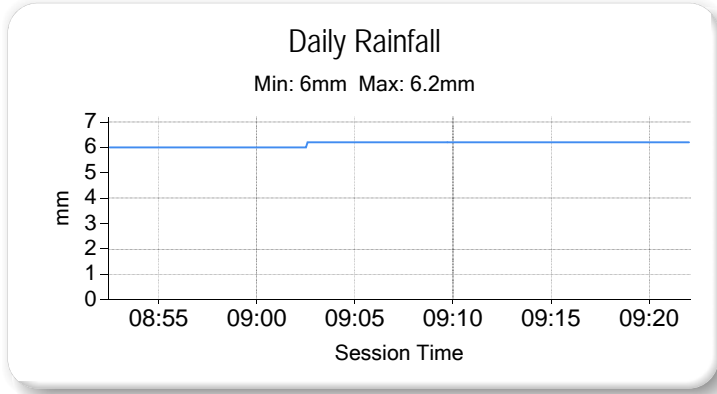
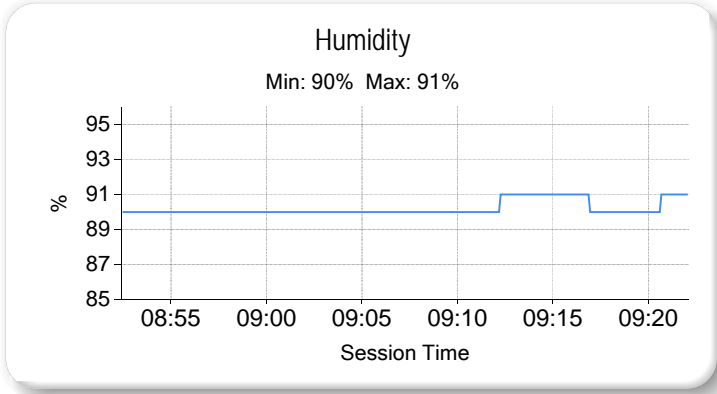
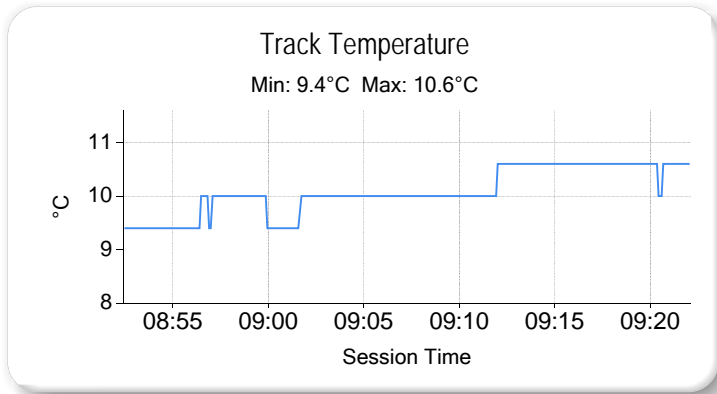
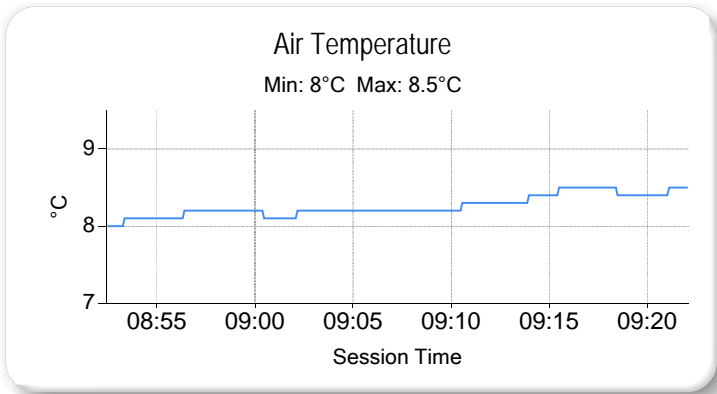
Printed - 09:28 Friday, 12 April 2013

# MCRCB BULLETIN TK005

## 2013 MCE Insurance British Superbike Championship - Round 2

### 2013 Monster Energy British Motostar Championship

#### FREE PRACTICE 1 - WEATHER CONDITIONS



Weather / Track : Cloudy / Wet

Results can be found at [www.tsl-timing.com](http://www.tsl-timing.com)

Thruxton  
Circuit Length = 2.3560 miles  
Start: 09:00 Flag 09:20 End: 09:22

Printed - 09:30 Friday, 12 April 2013

## FREE PRACTICE 2 - CLASSIFICATION



POS	NO	CL	PIC NAME	ENTRY	TIME	ON	LAPS	GAP	DIFF	MPH
1	40	M3	1 Joe FRANCIS	Honda - Team WD40	1:29.965	4	7			94.27
2	95	M3	2 Tarran MACKENZIE	KTM - Redline KTM	1:30.493	6	9	0.528	0.528	93.72
3	12		1 Edward RENDELL	Honda - Banks Racing	1:30.629	5	10	0.664	0.136	93.58
4	66	M3	3 Joe IRVING	KTM - RS racing / The Toad and Tatle Pub	1:31.734	3	7	1.769	1.105	92.45
5	10		2 Peter SUTHERLAND	Aprilia - Kinpac Racing	1:32.298	8	9	2.333	0.564	91.89
6	42	M3	4 Jamie HOBSON	Honda - Two 4 Motorsport	1:32.737	7	9	2.772	0.439	91.45
7	48		3 Steve LAWTON	Honda - Cresswell Racing	1:33.930	4	5	3.965	1.193	90.29
8	27		4 Catherine GREEN	Honda - RS Racing	1:34.007	4	13	4.042	0.077	90.22
9	80		5 Callum BEY	Honda - RCD Motorsport	1:34.667	5	10	4.702	0.660	89.59
10	35		6 Elliot LODGE	Honda - SP125/SpikeRacing	1:35.373	6	8	5.408	0.706	88.93
11	13	M3	5 Sam BURMAN	Honda - WNT/Burman Racing	1:35.483	7	12	5.518	0.110	88.82
12	17		7 Tom CARNE	Honda - TC Racing/sp125 racing	1:35.810	6	7	5.845	0.327	88.52
13	44		8 Jake BAYFORD	Honda - j4ke.com	1:35.957	7	9	5.992	0.147	88.38
14	3		9 Taz TAYLOR	Honda - Two Wheel / e3 motorsport	1:37.043	7	11	7.078	1.086	87.40
15	72		10 Ricky TARREN	Honda - Cresswell racing	1:37.060	11	11	7.095	0.017	87.38
16	43		11 Arnie SHELTON	Honda - e3 motorsport	1:37.418	7	8	7.453	0.358	87.06
17	41		12 Milo WARD	Luyten Honda - FPW Racing	1:38.053	12	12	8.088	0.635	86.50
18	14		13 Adam McLEAN	Honda - Adam Mclean Racing / Banks Racing	1:38.174	5	6	8.209	0.121	86.39
19	21		14 Jason DOUGLAS	Honda - SGR Racing	1:38.285	7	12	8.320	0.111	86.29

QUALIFYING LAPTIME (110.0% of 1:29.965) = 1:38.961

20	36		15 Jayson URIBE	Honda - Cresswell Racing	1:39.238	10	11	9.273	0.953	85.46
21	34		16 Jordan WEAVING	Honda - SP125 / Jordan Racing	1:40.033	3	10	10.068	0.795	84.78
22	73	M3	6 Justin WARING	Honda - Repli-Cast UK	1:41.761	4	11	11.796	1.728	83.34
23	22		17 Stephanie WADDELOW	Aprilia - Moto Strada	1:47.186	8	8	17.221	5.425	79.12
24	11		18 Joseph THOMAS	Honda - Moto UK Racing	1:51.501	5	5	21.536	4.315	76.06
25	64		19 Asher DURHAM	Seel Honda - Repli-Cast UK			1			
26	2		20 Paul JORDAN	Seel Honda - Repli-Cast UK						
27	24		21 Daniel COSTILLA	KTM - Cresswell racing						

Weather / Track : Bright / Dry

These results are provisional until the conclusion of any judicial and technical matters.

Thruxton

Circuit Length = 2.3560 miles

Start: 13:20 Flag 13:40 End: 13:42

Race Director :	Stewards :	Timekeeper :
-----------------	------------	--------------

Results can be found at [www.britishsuperbike.com](http://www.britishsuperbike.com)

Printed - 13:42 Friday, 12 April 2013

**MCRCB BULLETIN TK037**

**2013 MCE British Superbike Championship - Round 2**

**2013 Monster Energy British Motostar Championship**

**FREE PRACTICE 2 - SECTOR ANALYSIS**

SECTOR 1 = FL to I1, SECTOR 2 = I1 to FL, DIFF = Difference To Personal Best Lap

<b>P1</b>		<b>40 M3</b>		<b>Joe FRANCIS</b>		Honda - Team WD40			
LAP		SECTOR 1		SECTOR 2		LAP TIME	MPH	DIFF	TIME OF DAY
1 -	OUTLAP	104.6	39.010	96.2					13:22:15.843
2 -	59.075	109.8	36.762	101.9	1:35.837	88.50	5.872		13:23:51.680
3 -	56.690	111.2	36.442	100.1	1:33.132	91.07	3.167		13:25:24.812
4 -	54.686	<b>112.2</b>	<b>35.279</b>	<b>102.6</b>	<b>1:29.965 (1)</b>	<b>94.27</b>			<b>13:26:54.777</b>
5 -	<b>54.672</b>	111.2	35.949	99.1	1:30.621 (2)	93.59	0.656		13:28:25.398
6 -	55.691	112.0	36.333	98.6	1:32.024 (3)	92.16	2.059		13:29:57.422
7 -	55.365	109.4	IN PIT		1:32.662 P	91.53	2.697		13:31:30.084

<b>P2</b>		<b>95 M3</b>		<b>Tarran MACKENZIE</b>		KTM - Redline KTM			
LAP		SECTOR 1		SECTOR 2		LAP TIME	MPH	DIFF	TIME OF DAY
1 -	OUTLAP	101.8	37.661	100.7					13:23:34.786
2 -	57.125	109.8	36.557	101.5	1:33.682	90.53	3.189		13:25:08.468
3 -	55.752	112.7	35.684	102.4	1:31.436	92.76	0.943		13:26:39.904
4 -	55.095	112.5	36.135	<b>102.9</b>	1:31.230 (2)	92.96	0.737		13:28:11.134
5 -	57.498	111.6	36.147	<b>102.9</b>	1:33.645	90.57	3.152		13:29:44.779
6 -	<b>54.824</b>	<b>113.9</b>	35.669	102.6	<b>1:30.493 (1)</b>	<b>93.72</b>			<b>13:31:15.272</b>
7 -	55.756	112.7	<b>35.592</b>	102.2	1:31.348 (3)	92.84	0.855		13:32:46.620
8 -	58.267	99.2	40.433	100.1	1:38.700	85.93	8.207		13:34:25.320
9 -	58.416	94.3	IN PIT		1:39.462 P	85.27	8.969		13:36:04.782

<b>P3</b>		<b>12</b>		<b>Edward RENDELL</b>		Honda - Banks Racing			
LAP		SECTOR 1		SECTOR 2		LAP TIME	MPH	DIFF	TIME OF DAY
1 -	OUTLAP	106.8	38.091	94.6					13:22:10.612
2 -	57.397	109.8	36.688	98.8	1:34.085	90.14	3.456		13:23:44.697
3 -	55.826	108.0	36.139	100.3	1:31.965	92.22	1.336		13:25:16.662
4 -	54.994	109.4	36.391	99.8	1:31.385 (3)	92.81	0.756		13:26:48.047
5 -	<b>54.673</b>	<b>110.5</b>	35.956	99.4	<b>1:30.629 (1)</b>	<b>93.58</b>			<b>13:28:18.676</b>
6 -	55.039	108.5	<b>35.869</b>	99.8	1:30.908 (2)	93.29	0.279		13:29:49.584
7 -	56.472	108.4	36.489	94.2	1:32.961	91.23	2.332		13:31:22.545
8 -	55.324	108.7	IN PIT		1:31.376 P	92.82	0.747		13:32:53.921
9 -	OUTLAP	107.5	IN PIT		2:32.882 P	55.47	1:02.253		13:35:26.803
10 -			<b>13421.6</b>		5:45.771	24.52	4:15.142		13:41:12.574

<b>P4</b>		<b>66 M3</b>		<b>Joe IRVING</b>		KTM - RS racing / The Toad and Tatie Pub			
LAP		SECTOR 1		SECTOR 2		LAP TIME	MPH	DIFF	TIME OF DAY
1 -		111.8	37.114	101.8					13:21:41.934
2 -	57.543	109.1	35.820	101.8	1:33.363 (3)	90.84	1.629		13:23:15.297
3 -	56.047	111.2	35.687	102.2	<b>1:31.734 (1)</b>	<b>92.45</b>			<b>13:24:47.031</b>
4 -	56.640	110.0	<b>35.522</b>	<b>103.4</b>	1:32.162 (2)	92.02	0.428		13:26:19.193
5 -	<b>56.017</b>	<b>112.5</b>	IN PIT		1:30.891 P	93.31			13:27:50.084
6 -	OUTLAP	110.7	36.046	102.9	4:04.125	34.74	2:32.391		13:31:54.209
7 -	1:01.361	94.5	IN PIT		1:41.838 P	83.28	10.104		13:33:36.047

<b>P5</b>		<b>10</b>		<b>Peter SUTHERLAND</b>		Aprilia - Kinpac Racing			
LAP		SECTOR 1		SECTOR 2		LAP TIME	MPH	DIFF	TIME OF DAY
1 -	OUTLAP	<b>110.1</b>	36.744	<b>99.8</b>					13:21:45.627
2 -	57.243	105.8	37.266	99.1	1:34.509	89.74	2.211		13:23:20.136
3 -	57.521	109.8	36.679	99.2	1:34.200	90.03	1.902		13:24:54.336
4 -	57.226	108.7	<b>36.131</b>	98.8	1:33.357 (2)	90.85	1.059		13:26:27.693
5 -	56.661	108.0	37.174	95.7	1:33.835	90.38	1.537		13:28:01.528
6 -	57.824	106.8	38.086	97.9	1:35.910	88.43	3.612		13:29:37.438
7 -	57.223	109.6	36.400	97.6	1:33.623 (3)	90.59	1.325		13:31:11.061
8 -	<b>55.762</b>	109.6	36.536	99.1	<b>1:32.298 (1)</b>	<b>91.89</b>			<b>13:32:43.359</b>
9 -	1:03.736	100.3	IN PIT		1:46.421 P	79.69	14.123		13:34:29.780

Weather / Track : Bright / Dry

Thruxton  
Circuit Length = 2.3560 miles  
Start: 13:20 Flag 13:40 End: 13:42

MCRCB BULLETIN TK037

2013 MCE British Superbike Championship - Round 2

2013 Monster Energy British Motostar Championship

FREE PRACTICE 2 - SECTOR ANALYSIS

SECTOR 1 = FL to I1, SECTOR 2 = I1 to FL, DIFF = Difference To Personal Best Lap

P6		42 M3		James HOBSON		Honda - Two 4 Motorsport		
LAP	SECTOR 1		SECTOR 2		LAP TIME	MPH	DIFF	TIME OF DAY
1 -		109.8	37.843	99.1				13:21:48.914
2 -	58.861	109.4	37.638	99.4	1:36.499	87.89	3.762	13:23:25.413
3 -	58.225	110.7	37.506	100.1	1:35.731	88.59	2.994	13:25:01.144
4 -	57.599	110.3	37.358	99.1	1:34.957	89.32	2.220	13:26:36.101
5 -	56.461	<b>111.6</b>	37.393	100.6	1:33.854 (2)	90.37	1.117	13:28:09.955
6 -	58.938	<b>111.6</b>	36.612	<b>101.0</b>	1:35.550	88.76	2.813	13:29:45.505
7 -	<b>56.153</b>	<b>111.6</b>	<b>36.584</b>	100.6	<b>1:32.737 (1)</b>	<b>91.45</b>		<b>13:31:18.242</b>
8 -	56.613	111.2	37.303	99.2	1:33.916 (3)	90.31	1.179	13:32:52.158
9 -	58.243	103.4	IN PIT		1:38.389 P	86.20	5.652	13:34:30.547

P7		48		Steve LAWTON		Honda - Cresswell Racing		
LAP	SECTOR 1		SECTOR 2		LAP TIME	MPH	DIFF	TIME OF DAY
1 -	OUTLAP	100.4	42.368	93.5				13:21:58.665
2 -	58.801	104.3	37.977	<b>96.9</b>	1:36.778 (3)	87.63	2.848	13:23:35.443
3 -	57.231	108.4	38.326	96.1	1:35.557 (2)	88.75	1.627	13:25:11.000
4 -	<b>56.333</b>	<b>108.5</b>	<b>37.597</b>	95.8	<b>1:33.930 (1)</b>	<b>90.29</b>		<b>13:26:44.930</b>
5 -	56.568	108.2	IN PIT		1:38.990 P	85.68	5.060	13:28:23.920

P8		27		Catherine GREEN		Honda - RS Racing		
LAP	SECTOR 1		SECTOR 2		LAP TIME	MPH	DIFF	TIME OF DAY
1 -	OUTLAP	110.0	37.386	101.5				13:21:45.285
2 -	57.738	112.0	36.964	101.8	1:34.702	89.56	0.695	13:23:19.987
3 -	57.183	112.7	<b>36.946</b>	101.5	1:34.129 (2)	90.10	0.122	13:24:54.116
4 -	<b>57.003</b>	113.5	37.004	<b>101.9</b>	<b>1:34.007 (1)</b>	<b>90.22</b>		<b>13:26:28.123</b>
5 -	57.239	112.0	37.447	100.3	1:34.686 (3)	89.57	0.679	13:28:02.809
6 -	57.437	113.3	38.125	100.4	1:35.562	88.75	1.555	13:29:38.371
7 -	58.332	110.9	37.565	101.6	1:35.897	88.44	1.890	13:31:14.268
8 -	58.392	108.9	37.923	100.9	1:36.315	88.06	2.308	13:32:50.583
9 -	58.975	106.0	39.268	98.9	1:38.243	86.33	4.236	13:34:28.826
10 -	59.301	106.5	38.927	100.1	1:38.228	86.34	4.221	13:36:07.054
11 -	59.716	106.8	38.434	100.9	1:38.150	86.41	4.143	13:37:45.204
12 -	58.806	110.1	37.641	<b>101.9</b>	1:36.447	87.94	2.440	13:39:21.651
13 -	57.746	<b>114.1</b>	37.502	100.7	1:35.248	89.04	1.241	13:40:56.899

P9		80		Callum BEY		Honda - RCD Motorsport		
LAP	SECTOR 1		SECTOR 2		LAP TIME	MPH	DIFF	TIME OF DAY
1 -		<b>110.3</b>	39.346	97.1				13:21:51.114
2 -	59.619	106.6	39.241	96.4	1:38.860	85.79	4.193	13:23:29.974
3 -	58.144	108.2	37.618	98.8	1:35.762 (3)	88.56	1.095	13:25:05.736
4 -	57.769	109.1	<b>36.947</b>	<b>99.4</b>	1:34.716 (2)	89.54	0.049	13:26:40.452
5 -	<b>57.246</b>	108.2	37.421	98.3	<b>1:34.667 (1)</b>	<b>89.59</b>		<b>13:28:15.119</b>
6 -	1:00.482	96.0	IN PIT		1:39.035 P	85.64	4.368	13:29:54.154
7 -	OUTLAP	101.2	40.339	90.9	5:14.892	26.93	3:40.225	13:35:09.046
8 -	1:00.191	106.0	38.876	97.6	1:39.067	85.61	4.400	13:36:48.113
9 -	59.507	103.2	39.445	92.8	1:38.952	85.71	4.285	13:38:27.065
10 -	58.155	109.2	38.191	97.6	1:36.346	88.03	1.679	13:40:03.411

P10		35		Elliot LODGE		Honda - SP125/SpikeRacing		
LAP	SECTOR 1		SECTOR 2		LAP TIME	MPH	DIFF	TIME OF DAY
1 -	OUTLAP	96.2	39.720	98.8				13:23:21.143
2 -	58.349	107.0	38.991	98.8	1:37.340	87.13	1.967	13:24:58.483
3 -	57.704	100.0	38.367	99.2	1:36.071 (3)	88.28	0.698	13:26:34.554
4 -	<b>57.226</b>	104.3	38.625	99.2	1:35.851 (2)	88.48	0.478	13:28:10.405
5 -	59.517	104.8	38.872	99.1	1:38.389	86.20	3.016	13:29:48.794
6 -	57.689	<b>107.8</b>	<b>37.684</b>	<b>99.4</b>	<b>1:35.373 (1)</b>	<b>88.93</b>		<b>13:31:24.167</b>
7 -	57.989	102.7	38.180	97.5	1:36.169	88.19	0.796	13:33:00.336
8 -	1:01.633	89.4	IN PIT		1:45.067 P	80.72	9.694	13:34:45.403

Weather / Track : Bright / Dry

Thruxton  
Circuit Length = 2.3560 miles  
Start: 13:20 Flag 13:40 End: 13:42

# MCRCB BULLETIN TK037

## 2013 MCE British Superbike Championship - Round 2

## 2013 Monster Energy British Motostar Championship

### FREE PRACTICE 2 - SECTOR ANALYSIS

SECTOR 1 = FL to I1, SECTOR 2 = I1 to FL, DIFF = Difference To Personal Best Lap

P11	13	M3	Sam BURMAN		Honda - WNT/Burman Racing			
LAP	SECTOR 1		SECTOR 2		LAP TIME	MPH	DIFF	TIME OF DAY
1 -	OUTLAP	110.7	40.091	97.3				13:22:29.379
2 -	1:01.376	112.2	38.567	99.7	1:39.943	84.86	4.460	13:24:09.322
3 -	58.430	112.2	38.291	99.8	1:36.721	87.69	1.238	13:25:46.043
4 -	57.725	113.3	38.334	99.8	1:36.059 (3)	88.29	0.576	13:27:22.102
5 -	57.519	<b>113.9</b>	37.987	99.4	1:35.506 (2)	88.80	0.023	13:28:57.608
6 -	58.811	113.3	<b>37.925</b>	99.7	1:36.736	87.67	1.253	13:30:34.344
7 -	<b>56.841</b>	<b>113.9</b>	38.642	<b>100.0</b>	<b>1:35.483 (1)</b>	<b>88.82</b>		<b>13:32:09.827</b>
8 -	59.089	105.8	39.987	98.9	1:39.076	85.60	3.593	13:33:48.903
9 -	1:00.985	110.9	39.929	96.6	1:40.914	84.04	5.431	13:35:29.817
10 -	1:01.141	110.9	39.300	97.6	1:40.441	84.44	4.958	13:37:10.258
11 -	1:02.638	105.3	39.789	97.8	1:42.427	82.80	6.944	13:38:52.685
12 -	59.412	107.0	38.117	98.9	1:37.529	86.96	2.046	13:40:30.214

P12	17	Tom CARNE		Honda - TC Racing/sp125 racing				
LAP	SECTOR 1		SECTOR 2		LAP TIME	MPH	DIFF	TIME OF DAY
1 -	OUTLAP	89.3	44.587	84.0				13:23:08.367
2 -	1:05.393	103.4	39.835	96.8	1:45.228	80.60	9.418	13:24:53.595
3 -	1:00.280	108.2	37.852	97.9	1:38.132	86.43	2.322	13:26:31.727
4 -	59.650	106.3	38.337	98.3	1:37.987 (3)	86.55	2.177	13:28:09.714
5 -	1:00.030	108.5	37.890	94.3	1:37.920 (2)	86.61	2.110	13:29:47.634
6 -	58.629	<b>108.7</b>	<b>37.181</b>	<b>99.4</b>	<b>1:35.810 (1)</b>	<b>88.52</b>		<b>13:31:23.444</b>
7 -	<b>58.220</b>	105.5	IN PIT		1:35.856 P	88.48	0.046	13:32:59.300

P13	44	Jake BAYFORD		Honda - j4ke.com				
LAP	SECTOR 1		SECTOR 2		LAP TIME	MPH	DIFF	TIME OF DAY
1 -		104.2	40.590	91.1				13:21:51.962
2 -	1:01.464	104.3	40.469	90.8	1:41.933	83.20	5.976	13:23:33.895
3 -	1:00.840	101.8	39.503	95.4	1:40.343	84.52	4.386	13:25:14.238
4 -	59.145	<b>107.3</b>	<b>38.152</b>	95.7	1:37.297 (3)	87.17	1.340	13:26:51.535
5 -	58.093	106.8	38.500	89.5	1:36.593 (2)	87.80	0.636	13:28:28.128
6 -	59.385	106.3	38.556	95.8	1:37.941	86.59	1.984	13:30:06.069
7 -	<b>57.518</b>	105.6	38.439	<b>96.0</b>	<b>1:35.957 (1)</b>	<b>88.38</b>		<b>13:31:42.026</b>
8 -	1:00.225	97.1	IN PIT		1:44.806 P	80.92	8.849	13:33:26.832
9 -					6:43.007	21.04	5:07.050	13:40:09.839

P14	3	Taz TAYLOR		Honda - Two Wheel / e3 motorsport				
LAP	SECTOR 1		SECTOR 2		LAP TIME	MPH	DIFF	TIME OF DAY
1 -	OUTLAP	95.4	44.288	85.4				13:22:08.758
2 -	1:04.792	102.7	IN PIT		1:49.651 P	77.35	12.608	13:23:58.409
3 -	OUTLAP	102.2	41.228	94.5	2:19.407	60.84	42.364	13:26:17.816
4 -	1:00.308	108.2	40.231	94.6	1:40.539	84.36	3.496	13:27:58.355
5 -	59.345	108.0	39.345	95.8	1:38.690 (3)	85.94	1.647	13:29:37.045
6 -	59.673	107.8	<b>38.357</b>	<b>97.9</b>	1:38.030 (2)	86.52	0.987	13:31:15.075
7 -	<b>58.639</b>	108.0	38.404	95.3	<b>1:37.043 (1)</b>	<b>87.40</b>		<b>13:32:52.118</b>
8 -	59.577	106.6	39.854	95.3	1:39.431	85.30	2.388	13:34:31.549
9 -	1:01.461	96.9	40.517	94.9	1:41.978	83.17	4.935	13:36:13.527
10 -	59.964	106.8	IN PIT		1:38.330 P	86.25	1.287	13:37:51.857
11 -	OUTLAP	<b>109.1</b>	39.333	96.0	2:30.208	56.46	53.165	13:40:22.065

P15	72	Ricky TARREN		Honda - Cresswell racing				
LAP	SECTOR 1		SECTOR 2		LAP TIME	MPH	DIFF	TIME OF DAY
1 -		101.8	41.834	91.1				13:21:51.222
2 -	59.929	105.5	39.355	94.2	1:39.284 (3)	85.42	2.224	13:23:30.506
3 -	1:00.831	89.8	39.631	95.1	1:40.462	84.42	3.402	13:25:10.968
4 -	1:00.139	101.0	38.397	<b>97.3</b>	1:38.536 (2)	86.07	1.476	13:26:49.504
5 -	58.791	104.5	IN PIT		1:36.754 P	87.66		13:28:26.258
6 -	OUTLAP	106.8	39.100	94.2	3:33.429	39.73	1:56.369	13:31:59.687
7 -	1:06.890	88.6	43.365	92.9	1:50.255	76.92	13.195	13:33:49.942

Weather / Track : Bright / Dry

Thruxton

Circuit Length = 2.3560 miles

Start: 13:20 Flag 13:40 End: 13:42



# MCRCB BULLETIN TK037

## 2013 MCE British Superbike Championship - Round 2

## 2013 Monster Energy British Motostar Championship

### FREE PRACTICE 2 - SECTOR ANALYSIS

SECTOR 1 = FL to I1, SECTOR 2 = I1 to FL, DIFF = Difference To Personal Best Lap

8 -	1:00.603	107.3	39.802	94.9	1:40.405	84.47	3.345	13:35:30.347
9 -	1:01.264	104.2	39.951	95.5	1:41.215	83.79	4.155	13:37:11.562
10 -	1:01.061	105.1	39.767	95.8	1:40.828	84.11	3.768	13:38:52.390
11 -	<b>58.694</b>	<b>108.2</b>	<b>38.366</b>	95.3	<b>1:37.060 (1)</b>	<b>87.38</b>		<b>13:40:29.450</b>

P16 43		Arnie SHELTON			Honda - e3 motorsport			
LAP	SECTOR 1	SECTOR 2	LAP TIME	MPH	DIFF	TIME OF DAY		
1 -	OUTLAP	103.2	42.489	94.2				
2 -	1:02.881	103.2	IN PIT					
3 -	OUTLAP	96.6	39.659	96.8	1:40.932 P	84.03	3.514	13:21:58.796
4 -	1:01.496	100.9	39.920	<b>97.1</b>	2:22.118	59.68	44.700	13:23:39.728
5 -	1:02.362	100.4	40.056	95.8	1:41.416 (3)	83.63	3.998	13:26:01.846
6 -	1:00.999	<b>109.2</b>	39.129	95.4	1:42.418	82.81	5.000	13:27:43.262
7 -	<b>59.240</b>	105.5	<b>38.178</b>	96.4	1:40.128 (2)	84.70	2.710	13:29:25.680
8 -	1:01.987	91.3	IN PIT		<b>1:37.418 (1)</b>	<b>87.06</b>		13:31:05.808
					1:44.360 P	81.27	6.942	<b>13:32:43.226</b>
								13:34:27.586

P17 41		Milo WARD			Luyten Honda - FPW Racing			
LAP	SECTOR 1	SECTOR 2	LAP TIME	MPH	DIFF	TIME OF DAY		
1 -		102.2	44.705	91.3				
2 -	1:03.852	105.3	41.583	93.8	1:45.435	80.44	7.382	13:21:58.880
3 -	1:01.621	105.5	41.408	95.7	1:43.029	82.32	4.976	13:23:44.315
4 -	1:00.945	95.3	41.412	93.9	1:41.416 (3)	83.63	3.998	13:25:27.344
5 -	1:00.160	<b>107.7</b>	39.864	95.4	1:42.357	82.86	4.304	13:27:09.701
6 -	<b>58.853</b>	106.8	39.476	<b>96.9</b>	1:40.024	84.79	1.971	13:28:49.725
7 -	1:00.056	105.5	39.373	95.1	1:38.329 (2)	86.25	0.276	13:28:49.725
8 -	1:00.509	94.2	40.416	93.0	1:39.429 (3)	85.30	1.376	13:30:28.054
9 -	1:01.182	103.7	39.437	93.5	1:40.925	84.03	2.872	13:32:07.483
10 -	1:01.329	101.5	40.762	94.1	1:40.619	84.29	2.566	13:33:48.408
11 -	1:02.096	106.8	39.710	96.4	1:42.091	83.07	4.038	13:35:29.027
12 -	59.134	107.2	<b>38.919</b>	96.0	1:41.806	83.31	3.753	13:37:11.118
					<b>1:38.053 (1)</b>	<b>86.50</b>		13:38:52.924
								<b>13:40:30.977</b>

P18 14		Adam McLEAN			Honda - Adam Mclean Racing / Banks Racing			
LAP	SECTOR 1	SECTOR 2	LAP TIME	MPH	DIFF	TIME OF DAY		
1 -	OUTLAP	100.7	42.661	94.9				
2 -	1:02.522	91.5	IN PIT					
3 -	OUTLAP	103.2	IN PIT					
4 -	OUTLAP	102.1	40.846	<b>96.4</b>	2:17.123 P	61.85	38.949	13:22:00.793
5 -	<b>59.189</b>	<b>109.4</b>	<b>38.985</b>	95.8	1:47.861 P	78.63	9.687	13:23:48.654
6 -	59.415	107.3	39.627	94.7	2:17.123 P	61.85	38.949	13:26:05.777
					4:25.139	31.98	2:46.965	13:30:30.916
					<b>1:38.174 (1)</b>	<b>86.39</b>		<b>13:32:09.090</b>
					1:39.042 (2)	85.63	0.868	13:33:48.132

P19 21		Jason DOUGLAS			Honda - SGR Racing			
LAP	SECTOR 1	SECTOR 2	LAP TIME	MPH	DIFF	TIME OF DAY		
1 -		99.4	IN PIT					
2 -	OUTLAP	100.0	42.119	92.5				
3 -	1:01.726	102.6	41.116	93.4	P			
4 -	1:00.620	102.7	40.242	<b>95.3</b>	2:21.224	60.05	42.939	13:24:23.167
5 -	59.303	103.4	40.039	92.4	1:42.842	82.47	4.557	13:26:06.009
6 -	59.236	<b>105.0</b>	39.809	92.6	1:40.862	84.09	2.577	13:27:46.871
7 -	<b>58.533</b>	103.4	<b>39.752</b>	92.5	1:39.342 (3)	85.37	1.057	13:29:26.213
8 -	1:03.086	96.5	44.354	89.0	1:39.045 (2)	85.63	0.760	13:31:05.258
9 -	1:03.885	96.2	42.310	90.6	<b>1:38.285 (1)</b>	<b>86.29</b>		<b>13:32:43.543</b>
10 -	1:04.597	96.2	44.043	91.1	1:47.440	78.94	9.155	13:34:30.983
11 -	1:03.417	98.8	41.498	90.1	1:46.195	79.86	7.910	13:36:17.178
12 -	1:01.179	98.3	40.461	91.3	1:48.640	78.07	10.355	13:38:05.818
					1:44.915	80.84	6.630	13:39:50.733
					1:41.640	83.44	3.355	13:41:32.373

P20 36		Jayson URIBE			Honda - Cresswell Racing			
LAP	SECTOR 1	SECTOR 2	LAP TIME	MPH	DIFF	TIME OF DAY		
1 -		105.6	42.567	89.7				
2 -	1:06.669	104.3	IN PIT					
3 -	OUTLAP	96.9	42.895	93.0				
					1:49.141 P	77.71	9.903	13:22:01.302
					2:33.934	55.09	54.696	13:23:50.443
								13:26:24.377

Weather / Track : Bright / Dry

Thruxton  
Circuit Length = 2.3560 miles  
Start: 13:20 Flag 13:40 End: 13:42

# MCRCB BULLETIN TK037

## 2013 MCE British Superbike Championship - Round 2

## 2013 Monster Energy British Motostar Championship

### FREE PRACTICE 2 - SECTOR ANALYSIS

SECTOR 1 = FL to I1, SECTOR 2 = I1 to FL, DIFF = Difference To Personal Best Lap

4 -	1:02.575	104.6	40.872	94.1	1:43.447	81.98	4.209	13:28:07.824
5 -	1:01.976	106.3	39.126	94.7	1:41.102 (3)	83.89	1.864	13:29:48.926
6 -	1:02.347	105.1	IN PIT		1:43.196 P	82.18	3.958	13:31:32.122
7 -	OUTLAP	100.0	40.501	94.3	2:25.832	58.16	46.594	13:33:57.954
8 -	1:01.438	101.9	40.363	94.7	1:41.801	83.31	2.563	13:35:39.755
9 -	1:01.993	105.8	40.865	94.5	1:42.858	82.45	3.620	13:37:22.613
10 -	<b>1:00.321</b>	106.8	38.917	<b>95.8</b>	<b>1:39.238 (1)</b>	<b>85.46</b>		<b>13:39:01.851</b>
11 -	1:00.781	<b>107.8</b>	<b>38.682</b>	95.3	1:39.463 (2)	85.27	0.225	13:40:41.314

P21	34	Jordan WEAVING			Honda - SP125 / Jordan Racing			
LAP	SECTOR 1	SECTOR 2	LAP TIME	MPH	DIFF	TIME OF DAY		
1 -	OUTLAP	103.0	40.261	96.1				13:23:56.871
2 -	1:00.864	105.5	<b>39.542</b>	<b>97.9</b>	1:40.406	84.47	0.373	13:25:37.277
3 -	<b>1:00.219</b>	104.8	39.814	97.8	<b>1:40.033 (1)</b>	<b>84.78</b>		<b>13:27:17.310</b>
4 -	1:00.576	<b>106.0</b>	39.621	97.2	1:40.197 (2)	84.64	0.164	13:28:57.507
5 -	1:00.588	105.8	39.632	96.6	1:40.220 (3)	84.62	0.187	13:30:37.727
6 -	1:00.863	104.2	39.627	96.5	1:40.490	84.40	0.457	13:32:18.217
7 -	1:04.633	95.0	IN PIT		1:48.482 P	78.18	8.449	13:34:06.699
8 -	OUTLAP	98.9	41.492	94.5	3:43.084	38.01	2:03.051	13:37:49.783
9 -	1:04.716	96.6	42.362	92.6	1:47.078	79.20	7.045	13:39:36.861
10 -	1:02.101	104.3	40.559	93.9	1:42.660	82.61	2.627	13:41:19.521

P22	73 M3	Justin WARING			Honda - Repli-Cast UK			
LAP	SECTOR 1	SECTOR 2	LAP TIME	MPH	DIFF	TIME OF DAY		
1 -	OUTLAP	88.4	42.185	97.8				13:22:02.683
2 -	1:02.927	<b>99.8</b>	40.519	98.1	1:43.446	81.99	1.685	13:23:46.129
3 -	1:01.724	94.9	40.376	<b>98.6</b>	1:42.100 (3)	83.07	0.339	13:25:28.229
4 -	<b>1:01.447</b>	93.3	40.314	96.0	<b>1:41.761 (1)</b>	<b>83.34</b>		<b>13:27:09.990</b>
5 -	1:01.977	94.3	40.409	97.2	1:42.386	82.83	0.625	13:28:52.376
6 -	1:02.628	97.6	40.260	90.5	1:42.888	82.43	1.127	13:30:35.264
7 -	1:01.903	96.1	IN PIT		1:43.717 P	81.77	1.956	13:32:18.981
8 -	OUTLAP	83.5	42.427	95.0	2:19.866	60.64	38.105	13:34:38.847
9 -	1:06.509	86.7	IN PIT		1:53.020 P	75.04	11.259	13:36:31.867
10 -	OUTLAP	88.7	55.376	95.1	3:02.226	46.54	1:20.465	13:39:34.093
11 -	1:02.232	93.7	<b>39.854</b>	97.6	1:42.086 (2)	83.08	0.325	13:41:16.179

P23	22	Stephanie WADDELOW			Aprilia - Moto Strada			
LAP	SECTOR 1	SECTOR 2	LAP TIME	MPH	DIFF	TIME OF DAY		
1 -	OUTLAP	95.4	43.701	80.5				13:21:59.762
2 -	1:07.910	95.0	43.073	93.5	1:50.983 (3)	76.42	3.797	13:23:50.745
3 -	1:07.650	88.6	IN PIT		1:50.986 P	76.42	3.800	13:25:41.731
4 -	OUTLAP	<b>104.2</b>	41.943	94.5	6:28.177	21.84	4:40.991	13:32:09.908
5 -	1:06.827	94.6	43.340	92.1	1:50.167 (2)	76.98	2.981	13:34:00.075
6 -	1:10.961	84.9	IN PIT		1:53.389 P	74.80	6.203	13:35:53.464
7 -	OUTLAP	100.0	<b>41.137</b>	<b>95.5</b>	3:02.084	46.58	1:14.898	13:38:55.548
8 -	<b>1:05.015</b>	98.3	42.171	89.7	<b>1:47.186 (1)</b>	<b>79.12</b>		<b>13:40:42.734</b>

P24	11	Joseph THOMAS			Honda - Moto UK Racing			
LAP	SECTOR 1	SECTOR 2	LAP TIME	MPH	DIFF	TIME OF DAY		
1 -	OUTLAP	92.6	44.567	88.7				13:22:28.594
2 -	1:10.102	98.9	44.388	84.7	1:54.490 (2)	74.08	2.989	13:24:23.084
3 -	1:07.919	99.1	IN PIT		1:53.857 P	74.49	2.356	13:26:16.941
4 -	OUTLAP	97.6	43.935	87.2	2:58.627	47.48	1:07.126	13:29:15.568
5 -	1:07.726	99.2	<b>43.775</b>	<b>89.3</b>	<b>1:51.501 (1)</b>	<b>76.06</b>		<b>13:31:07.069</b>

P25	64	Asher DURHAM			Seel Honda - Repli-Cast UK			
LAP	SECTOR 1	SECTOR 2	LAP TIME	MPH	DIFF	TIME OF DAY		
1 -	<b>105.5</b>	<b>IN PIT</b>			<b>P</b>			<b>13:21:56.848</b>

Weather / Track : Bright / Dry

Thruxton  
Circuit Length = 2.3560 miles  
Start: 13:20 Flag 13:40 End: 13:42

**MCRCB BULLETIN TK038****2013 MCE British Superbike Championship - Round 2****2013 Monster Energy British Motostar Championship****FREE PRACTICE 2 - BEST SPEEDS**

POS	SECTOR 1			SECTOR 2			FINISH LINE		
	NO	NAME	MPH	NO	NAME	MPH	NO	NAME	MPH
1	27	Catherine GREEN	114.1				66	Joe IRVING	103.4
2	13	Sam BURMAN	113.9				95	Tarran MACKENZIE	102.9
3	95	Tarran MACKENZIE	113.9				40	Joe FRANCIS	102.6
4	66	Joe IRVING	112.5				27	Catherine GREEN	101.9
5	40	Joe FRANCIS	112.2				42	James HOBSON	101.0
6	42	James HOBSON	111.6				12	Edward RENDELL	100.3
7	12	Edward RENDELL	110.5				13	Sam BURMAN	100.0
8	80	Callum BEY	110.3				10	Peter SUTHERLAND	99.8
9	10	Peter SUTHERLAND	110.1				17	Tom CARNE	99.4
10	14	Adam McLEAN	109.4				35	Elliot LODGE	99.4
11	43	Arnie SHELTON	109.2				80	Callum BEY	99.4
12	3	Taz TAYLOR	109.1				73	Justin WARING	98.6
13	17	Tom CARNE	108.7				3	Taz TAYLOR	97.9
14	48	Steve LAWTON	108.5				34	Jordan WEAVING	97.9
15	72	Ricky TARREN	108.2				72	Ricky TARREN	97.3
16	35	Elliot LODGE	107.8				43	Arnie SHELTON	97.1
17	36	Jayson URIBE	107.8				41	Milo WARD	96.9
18	41	Milo WARD	107.7				48	Steve LAWTON	96.9
19	44	Jake BAYFORD	107.3				14	Adam McLEAN	96.4
20	34	Jordan WEAVING	106.0				44	Jake BAYFORD	96.0
21	64	Asher DURHAM	105.5				36	Jayson URIBE	95.8
22	21	Jason DOUGLAS	105.0				22	Stephanie WADDELOW	95.5
23	22	Stephanie WADDELOW	104.2				21	Jason DOUGLAS	95.3
24	11	Joseph THOMAS	101.5				11	Joseph THOMAS	89.3
25	73	Justin WARING	99.8						
26									
27									

Weather / Track : Bright / Dry

Thruxton

Circuit Length = 2.3560 miles

Start: 13:20 Flag 13:40 End: 13:42

Results can be found at [www.tsl-timing.com](http://www.tsl-timing.com)

Printed - 13:45 Friday, 12 April 2013

**MCRCB BULLETIN TK039**

**2013 MCE British Superbike Championship - Round 2**

**2013 Monster Energy British Motostar Championship**

**FREE PRACTICE 2 - BEST SECTORS**

SECTOR 1			SECTOR 2			IDEAL / BEST COMPARISON						
POS	NO	NAME	TIME	NO	NAME	TIME	POS	NO	NAME	IDEAL	BEST	DIFF
1	40	FRANCIS	<b>54.672</b>	40	FRANCIS	<b>35.279</b>						
2	12	RENDELL	<b>54.673</b>	66	IRVING	<b>35.522</b>	1	40	FRANCIS	1:29.951	1:29.965	0.014
3	95	MACKENZIE	<b>54.824</b>	95	MACKENZIE	<b>35.592</b>	2	95	MACKENZIE	1:30.416	1:30.493	0.077
4	10	SUTHERLAND	<b>55.762</b>	12	RENDELL	<b>35.869</b>	3	12	RENDELL	1:30.542	1:30.629	0.087
5	66	IRVING	<b>56.017</b>	10	SUTHERLAND	<b>36.131</b>	4	66	IRVING	1:31.539	1:31.734	0.195
6	42	HOBSON	<b>56.153</b>	42	HOBSON	<b>36.584</b>	5	10	SUTHERLAND	1:31.893	1:32.298	0.405
7	48	LAWTON	<b>56.333</b>	27	GREEN	<b>36.946</b>	6	42	HOBSON	1:32.737	1:32.737	0.000
8	13	BURMAN	<b>56.841</b>	80	BEY	<b>36.947</b>	7	48	LAWTON	1:33.930	1:33.930	0.000
9	27	GREEN	<b>57.003</b>	17	CARNE	<b>37.181</b>	8	27	GREEN	1:33.949	1:34.007	0.058
10	35	LODGE	<b>57.226</b>	48	LAWTON	<b>37.597</b>	9	80	BEY	1:34.193	1:34.667	0.474
11	80	BEY	<b>57.246</b>	35	LODGE	<b>37.684</b>	10	13	BURMAN	1:34.766	1:35.483	0.717
12	44	BAYFORD	<b>57.518</b>	13	BURMAN	<b>37.925</b>	11	35	LODGE	1:34.910	1:35.373	0.463
13	17	CARNE	<b>58.220</b>	44	BAYFORD	<b>38.152</b>	12	17	CARNE	1:35.401	1:35.810	0.409
14	21	DOUGLAS	<b>58.533</b>	43	SHELTON	<b>38.178</b>	13	44	BAYFORD	1:35.670	1:35.957	0.287
15	3	TAYLOR	<b>58.639</b>	3	TAYLOR	<b>38.357</b>	14	3	TAYLOR	1:36.996	1:37.043	0.047
16	72	TARREN	<b>58.694</b>	72	TARREN	<b>38.366</b>	15	72	TARREN	1:37.060	1:37.060	0.000
17	41	WARD	<b>58.853</b>	36	URIBE	<b>38.682</b>	16	43	SHELTON	1:37.418	1:37.418	0.000
18	14	McLEAN	<b>59.189</b>	41	WARD	<b>38.919</b>	17	41	WARD	1:37.772	1:38.053	0.281
19	43	SHELTON	<b>59.240</b>	14	McLEAN	<b>38.985</b>	18	14	McLEAN	1:38.174	1:38.174	0.000
20	34	WEAVING	<b>1:00.219</b>	34	WEAVING	<b>39.542</b>	19	21	DOUGLAS	1:38.285	1:38.285	0.000
21	36	URIBE	<b>1:00.321</b>	21	DOUGLAS	<b>39.752</b>	20	36	URIBE	1:39.003	1:39.238	0.235
22	73	WARING	<b>1:01.447</b>	73	WARING	<b>39.854</b>	21	34	WEAVING	1:39.761	1:40.033	0.272
23	22	WADDELOW	<b>1:05.015</b>	22	WADDELOW	<b>41.137</b>	22	73	WARING	1:41.301	1:41.761	0.460
24	11	THOMAS	<b>1:06.452</b>	11	THOMAS	<b>43.775</b>	23	22	WADDELOW	1:46.152	1:47.186	1.034
25							24	11	THOMAS	1:50.227	1:51.501	1.274
26							25	64	DURHAM			
27												

Weather / Track : Bright / Dry

Results can be found at [www.tsl-timing.com](http://www.tsl-timing.com)

Thruxton  
 Circuit Length = 2.3560 miles  
 Start: 13:20 Flag 13:40 End: 13:42

Printed - 13:45 Friday, 12 April 2013

# MCRCB BULLETIN TK040

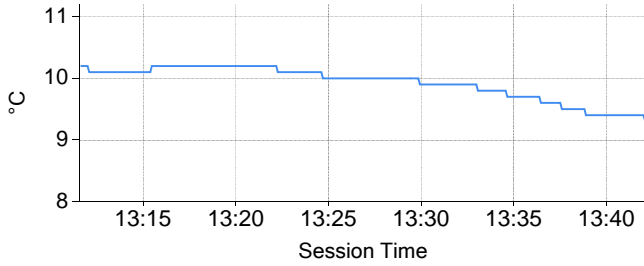
## 2013 MCE British Superbike Championship - Round 2

## 2013 Monster Energy British Motostar Championship

### FREE PRACTICE 2 - WEATHER CONDITIONS

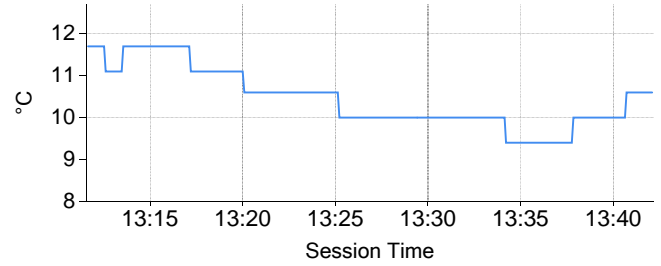
#### Air Temperature

Min: 9.3°C Max: 10.2°C



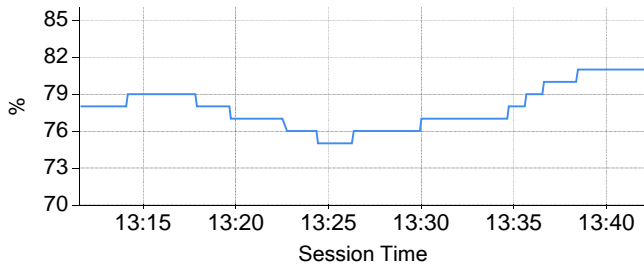
#### Track Temperature

Min: 9.4°C Max: 11.7°C



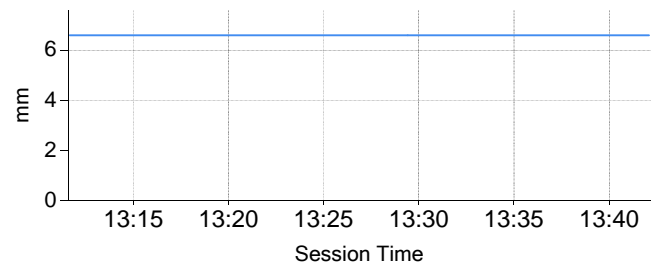
#### Humidity

Min: 75% Max: 81%



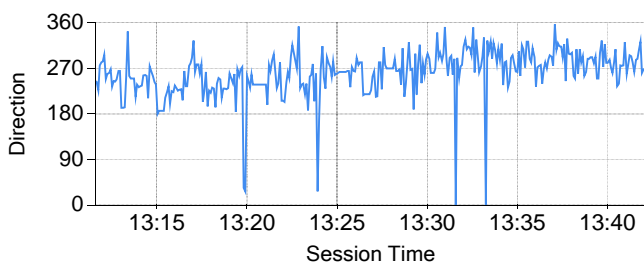
#### Daily Rainfall

Min: 6.6mm Max: 6.6mm



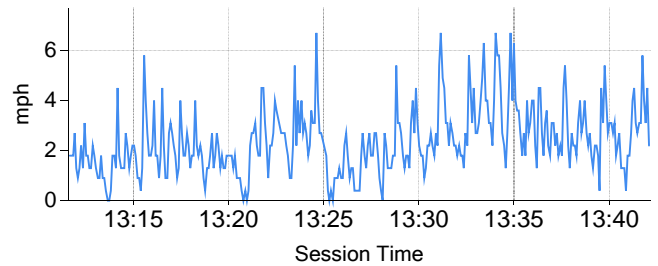
#### Wind Direction

North = 0/360, East = 90, South = 180, West = 270



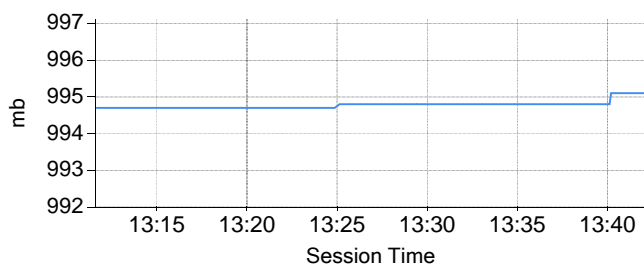
#### Wind Speed

Min: 0mph Max: 6.7mph



#### Barometric Pressure

Min: 994.7mb Max: 995.1mb



Weather / Track : Bright / Dry

Results can be found at [www.tsl-timing.com](http://www.tsl-timing.com)

Thruxton  
Circuit Length = 2.3560 miles  
Start: 13:20 Flag 13:40 End: 13:42

Printed - 13:46 Friday, 12 April 2013

## QUALIFYING 1 - CLASSIFICATION



POS	NO	CL	PIC NAME	ENTRY	TIME	ON	LAPS	GAP	DIFF	MPH
1	95	M3	1 Tarran MACKENZIE	KTM - Redline KTM	1:23.372	6	7			101.73
2	40	M3	2 Joe FRANCIS	Honda - Team WD40	1:23.425	6	13	0.053	0.053	101.66
3	66	M3	3 Joe IRVING	KTM - RS racing / The Toad and Tatie Pub	1:24.023	4	17	0.651	0.598	100.94
4	12		1 Edward RENDELL	Honda - Banks Racing	1:25.172	6	14	1.800	1.149	99.58
5	17		2 Tom CARNE	Honda - TC Racing/sp125 racing	1:25.198	11	18	1.826	0.026	99.55
6	34		3 Jordan WEAVING	Honda - SP125 / Jordan Racing	1:25.310	15	17	1.938	0.112	99.42
7	27		4 Catherine GREEN	Honda - RS Racing	1:25.393	16	16	2.021	0.083	99.32
8	2		5 Paul JORDAN	Seel Honda - Repli-Cast UK	1:25.705	16	17	2.333	0.312	98.96
9	35		6 Elliot LODGE	Honda - SP125/SpikeRacing	1:26.125	13	13	2.753	0.420	98.48
10	42	M3	4 James HOBSON	Honda - Two 4 Motorsport	1:26.160	17	17	2.788	0.035	98.44
11	10		7 Peter SUTHERLAND	Aprilia - Kinpac Racing	1:26.206	11	16	2.834	0.046	98.38
12	43		8 Arnie SHELTON	Honda - e3 motorsport	1:27.003	10	11	3.631	0.797	97.48
13	80		9 Callum BEY	Honda - RCD Motorsport	1:27.147	17	17	3.775	0.144	97.32
14	44		10 Jake BAYFORD	Honda - j4ke.com	1:27.578	15	15	4.206	0.431	96.84
15	3		11 Taz TAYLOR	Honda - Two Wheel / e3 motorsport	1:28.188	12	16	4.816	0.610	96.17
16	14		12 Adam McLEAN	Honda - Adam Mclean Racing / Banks Racing	1:28.787	11	16	5.415	0.599	95.52
17	72		13 Ricky TARREN	Honda - Cresswell racing	1:28.802	13	14	5.430	0.015	95.51
18	13	M3	5 Sam BURMAN	Honda - WNT/Burman Racing	1:28.952	16	17	5.580	0.150	95.35
19	41		14 Milo WARD	Luyten Honda - FPW Racing	1:28.964	14	16	5.592	0.012	95.33
20	36		15 Jayson URIBE	Honda - Cresswell Racing	1:29.669	6	7	6.297	0.705	94.58
21	22		16 Stephanie WADDELOW	Aprilia - Moto Strada	1:30.355	15	15	6.983	0.686	93.86
22	73	M3	6 Justin WARING	Honda - Repli-Cast UK	1:30.850	9	15	7.478	0.495	93.35
23	24		17 Daniel COSTILLA	KTM - Cresswell racing	1:31.601	14	16	8.229	0.751	92.59
24	21		18 Jason DOUGLAS	Honda - SGR Racing	1:31.643	13	14	8.271	0.042	92.55

QUALIFYING LAPTIME (110.0% of 1:23.372) = 1:31.709

25	11		19 Joseph THOMAS	Honda - Moto UK Racing	1:32.075	13	13	8.703	0.432	92.11
26	64		20 Asher DURHAM	Seel Honda - Repli-Cast UK	1:32.088	8	12	8.716	0.013	92.10
27	48		21 Steve LAWTON	Honda - Cresswell Racing			1			

Weather / Track : Cloudy / Dry

These results are provisional until the conclusion of any judicial and technical matters.

Thruxton

Circuit Length = 2.3560 miles

Start: 09:30 Flag 09:55 End: 09:56

Race Director :	Stewards :	Timekeeper :
-----------------	------------	--------------

Results can be found at [www.britishsuperbike.com](http://www.britishsuperbike.com)

Printed - 09:57 Saturday, 13 April 2013

# MCRCB BULLETIN TK072

## 2013 MCE British Superbike Championship - Round 2

## 2013 Monster Energy British Motostar Championship

### QUALIFYING 1 - SECTOR ANALYSIS

SECTOR 1 = FL to I1, SECTOR 2 = I1 to FL, DIFF = Difference To Personal Best Lap

P1	95 M3	Tarran MACKENZIE			KTM - Redline KTM			
LAP	SECTOR 1		SECTOR 2		LAP TIME	MPH	DIFF	TIME OF DAY
1 -		120.0	34.721	102.4				09:31:36.650
2 -	52.695	121.7	33.082	<b>105.3</b>	1:25.777	98.87	2.405	09:33:02.427
3 -	51.540	<b>123.1</b>	33.038	103.7	1:24.578	100.28	1.206	09:34:27.005
4 -	51.197	122.0	32.661	103.7	1:23.858 (3)	101.14	0.486	09:35:50.863
5 -	51.821	120.2	32.687	104.5	1:24.508	100.36	1.136	09:37:15.371
6 -	50.879	121.5	<b>32.493</b>	104.3	<b>1:23.372 (1)</b>	<b>101.73</b>		<b>09:38:38.743</b>
7 -	<b>50.782</b>	119.8	32.619	104.3	1:23.401 (2)	101.69	0.029	09:40:02.144

P2	40 M3	Joe FRANCIS			Honda - Team WD40			
LAP	SECTOR 1		SECTOR 2		LAP TIME	MPH	DIFF	TIME OF DAY
1 -		112.7	34.601	101.9				09:31:33.952
2 -	52.513	115.7	33.938	100.9	1:26.451	98.10	3.026	09:33:00.403
3 -	52.573	114.9	33.787	102.1	1:26.360	98.21	2.935	09:34:26.763
4 -	51.659	<b>117.5</b>	33.276	103.0	1:24.935	99.86	1.510	09:35:51.698
5 -	50.837	115.7	33.336	103.7	1:24.173 (3)	100.76	0.748	09:37:15.871
6 -	<b>50.656</b>	116.7	<b>32.769</b>	103.4	<b>1:23.425 (1)</b>	<b>101.66</b>		<b>09:38:39.296</b>
7 -	50.949	114.3	33.313	102.4	1:24.262	100.65	0.837	09:40:03.558
8 -	51.871	101.2	35.061	87.0	1:26.932	97.56	3.507	09:41:30.490
9 -	OUTLAP	110.7	36.187	98.6	8:50.080	16.00	7:26.655	09:50:20.570
10 -	54.099	114.3	34.172	102.7	1:28.271	96.08	4.846	09:51:48.841
11 -	51.408	114.1	33.067	103.2	1:24.475	100.40	1.050	09:53:13.316
12 -	51.220	114.7	33.683	103.0	1:24.903	99.89	1.478	09:54:38.219
13 -	51.101	115.7	32.964	<b>104.2</b>	1:24.065 (2)	100.89	0.640	09:56:02.284

P3	66 M3	Joe IRVING			KTM - RS racing / The Toad and Tatie Pub			
LAP	SECTOR 1		SECTOR 2		LAP TIME	MPH	DIFF	TIME OF DAY
1 -	OUTLAP	118.7	34.025	105.0				09:31:35.236
2 -	53.389	119.8	33.184	105.3	1:26.573	97.97	2.550	09:33:01.809
3 -	52.102	121.1	33.241	105.1	1:25.343	99.38	1.320	09:34:27.152
4 -	<b>51.341</b>	<b>123.5</b>	<b>32.682</b>	106.1	<b>1:24.023 (1)</b>	<b>100.94</b>		<b>09:35:51.175</b>
5 -	51.835	120.9	32.756	105.1	1:24.591	100.26	0.568	09:37:15.766
6 -	51.473	121.5	32.879	106.0	1:24.352 (3)	100.55	0.329	09:38:40.118
7 -	51.392	120.6	32.871	106.5	1:24.263 (2)	100.65	0.240	09:40:04.381
8 -	51.641	118.7	34.119	104.3	1:25.760	98.89	1.737	09:41:30.141
9 -	52.080	118.3	32.971	105.5	1:25.051	99.72	1.028	09:42:55.192
10 -	52.152	119.1	33.409	105.1	1:25.561	99.12	1.538	09:44:20.753
11 -	54.960	116.9	33.471	105.5	1:28.431	95.91	4.408	09:45:49.184
12 -	52.097	118.5	33.291	105.1	1:25.388	99.33	1.365	09:47:14.572
13 -	52.005	117.1	33.129	104.8	1:25.134	99.62	1.111	09:48:39.706
14 -	53.529	112.2	IN PIT		1:27.478 P	96.95	3.455	09:50:07.184
15 -	OUTLAP	117.5	33.761	104.8	3:05.024	45.84	1:41.001	09:53:12.208
16 -	52.306	117.9	34.094	105.6	1:26.400	98.16	2.377	09:54:38.608
17 -	51.602	120.4	33.196	<b>106.8</b>	1:24.798	100.02	0.775	09:56:03.406

P4	12	Edward RENDELL			Honda - Banks Racing			
LAP	SECTOR 1		SECTOR 2		LAP TIME	MPH	DIFF	TIME OF DAY
1 -	OUTLAP	112.4	35.496	99.7				09:31:59.750
2 -	54.265	114.3	34.372	100.4	1:28.637	95.68	3.465	09:33:28.387
3 -	54.855	113.5	IN PIT		1:28.323 P	96.02	3.151	09:34:56.710
4 -	OUTLAP	112.4	34.621	100.6	2:15.216	62.72	50.044	09:37:11.926
5 -	53.186	115.3	33.661	100.9	1:26.847	97.66	1.675	09:38:38.773
6 -	<b>51.941</b>	<b>116.7</b>	<b>33.231</b>	<b>102.4</b>	<b>1:25.172 (1)</b>	<b>99.58</b>		<b>09:40:03.945</b>
7 -	52.503	114.5	34.009	100.7	1:26.512	98.03	1.340	09:41:30.457
8 -	52.227	115.1	33.642	101.5	1:25.869 (3)	98.77	0.697	09:42:56.326
9 -	52.454	115.7	IN PIT		1:25.508 P	99.19	0.336	09:44:21.834
10 -	OUTLAP	112.7	37.177	100.6	5:34.463	25.35	4:09.291	09:49:56.297
11 -	53.541	111.8	34.859	100.3	1:28.400	95.94	3.228	09:51:24.697
12 -	52.395	114.5	33.591	101.0	1:25.986	98.63	0.814	09:52:50.683
13 -	52.207	115.1	33.326	101.6	1:25.533 (2)	99.16	0.361	09:54:16.216

Weather / Track : Cloudy / Dry

Thruxton

Circuit Length = 2.3560 miles

Start: 09:30 Flag 09:55 End: 09:56

# MCRCB BULLETIN TK072

## 2013 MCE British Superbike Championship - Round 2

## 2013 Monster Energy British Motostar Championship

### QUALIFYING 1 - SECTOR ANALYSIS

SECTOR 1 = FL to I1, SECTOR 2 = I1 to FL, DIFF = Difference To Personal Best Lap

14 - 52.691 114.5 33.588 100.0 1:26.279 98.30 1.107 09:55:42.495

<b>P5 17 Tom CARNE</b>		Honda - TC Racing/sp125 racing					
LAP	SECTOR 1	SECTOR 2	LAP TIME	MPH	DIFF	TIME OF DAY	
1 -	116.9	35.291	100.7			09:31:38.173	
2 -	53.776 118.7	34.215	101.3	1:27.991	96.39	2.793 09:33:06.164	
3 -	53.179 117.5	34.301	100.4	1:27.480	96.95	2.282 09:34:33.644	
4 -	52.554 118.7	33.826	101.6	1:26.380	98.18	1.182 09:36:00.024	
5 -	52.598 119.1	33.895	101.6	1:26.493	98.06	1.295 09:37:26.517	
6 -	52.533 118.5	33.550	101.0	1:26.083	98.52	0.885 09:38:52.600	
7 -	52.113 118.9	34.310	101.8	1:26.423	98.14	1.225 09:40:19.023	
8 -	52.030 117.9	33.531	102.2	1:25.561	99.12	0.363 09:41:44.584	
9 -	51.778 119.6	33.627	102.1	1:25.405	99.31	0.207 09:43:09.989	
10 -	51.681 118.1	33.668	102.1	1:25.349 (3)	99.37	0.151 09:44:35.338	
11 -	51.663 119.8	33.535	102.2	<b>1:25.198 (1)</b>	<b>99.55</b>	<b>09:46:00.536</b>	
12 -	<b>51.356</b> 119.4	33.876	102.1	1:25.232 (2)	99.51	0.034 09:47:25.768	
13 -	51.904 117.3	33.838	102.4	1:25.742	98.92	0.544 09:48:51.510	
14 -	52.486 118.1	33.904	101.9	1:26.390	98.17	1.192 09:50:17.900	
15 -	51.917 119.1	33.949	102.6	1:25.866	98.77	0.668 09:51:43.766	
16 -	51.847 117.5	33.774	102.7	1:25.621	99.05	0.423 09:53:09.387	
17 -	52.694 119.4	34.189	<b>103.2</b>	1:26.883	97.62	1.685 09:54:36.270	
18 -	52.044 <b>120.2</b>	<b>33.426</b>	95.7	1:25.470	99.23	0.272 09:56:01.740	

<b>P6 34 Jordan WEAVING</b>		Honda - SP125 / Jordan Racing					
LAP	SECTOR 1	SECTOR 2	LAP TIME	MPH	DIFF	TIME OF DAY	
1 -	OUTLAP	113.1	36.743	101.2		09:31:48.541	
2 -	54.946 115.7	35.304	102.7	1:30.250	93.97	4.940 09:33:18.791	
3 -	54.005 116.3	34.541	101.5	1:28.546	95.78	3.236 09:34:47.337	
4 -	54.944 114.3	34.477	102.7	1:29.421	94.85	4.111 09:36:16.758	
5 -	53.803 115.9	34.313	101.6	1:28.116	96.25	2.806 09:37:44.874	
6 -	52.716 115.7	34.131	102.2	1:26.847	97.66	1.537 09:39:11.721	
7 -	53.479 113.7	34.016	102.1	1:27.495	96.93	2.185 09:40:39.216	
8 -	56.422 112.0	35.116	102.1	1:31.538	92.65	6.228 09:42:10.754	
9 -	52.205 <b>118.3</b>	33.968	103.4	1:26.173	98.42	0.863 09:43:36.927	
10 -	52.477 116.5	33.825	103.0	1:26.302	98.27	0.992 09:45:03.229	
11 -	53.075 109.2	36.165	<b>103.8</b>	1:29.240	95.04	3.930 09:46:32.469	
12 -	52.074 115.7	33.855	101.8	1:25.929 (3)	98.70	0.619 09:47:58.398	
13 -	58.542 103.4	34.655	103.0	1:33.197	91.00	7.887 09:49:31.595	
14 -	52.854 113.3	34.096	102.7	1:26.950	97.54	1.640 09:50:58.545	
15 -	<b>51.872</b> 116.7	<b>33.438</b>	103.5	<b>1:25.310 (1)</b>	<b>99.42</b>	<b>09:52:23.855</b>	
16 -	52.541 113.9	33.761	102.6	1:26.302	98.27	0.992 09:53:50.157	
17 -	52.153 116.9	33.624	103.5	1:25.777 (2)	98.87	0.467 09:55:15.934	

<b>P7 27 Catherine GREEN</b>		Honda - RS Racing					
LAP	SECTOR 1	SECTOR 2	LAP TIME	MPH	DIFF	TIME OF DAY	
1 -	117.5	35.084	103.4			09:31:36.388	
2 -	54.085 119.8	34.041	105.5	1:28.126	96.24	2.733 09:33:04.514	
3 -	53.359 122.0	34.506	105.0	1:27.865	96.53	2.472 09:34:32.379	
4 -	53.465 119.4	33.850	105.6	1:27.315	97.13	1.922 09:35:59.694	
5 -	52.559 119.8	33.601	106.0	1:26.160 (2)	98.44	0.767 09:37:25.854	
6 -	53.248 117.3	34.143	104.5	1:27.391	97.05	1.998 09:38:53.245	
7 -	53.297 121.3	34.188	100.0	1:27.485	96.94	2.092 09:40:20.730	
8 -	52.975 <b>122.2</b>	33.775	104.5	1:26.750	97.77	1.357 09:41:47.480	
9 -	53.404 111.1	34.719	104.8	1:28.123	96.24	2.730 09:43:15.603	
10 -	52.821 120.9	33.549	106.0	1:26.370	98.20	0.977 09:44:41.973	
11 -	53.886 119.1	IN PIT		1:28.064 P	96.31	2.671 09:46:10.037	
12 -	OUTLAP	119.1	34.055	105.8	2:58.780	47.44 1:33.387 09:49:08.817	
13 -	52.822 121.1	33.969	105.0	1:26.791	97.72	1.398 09:50:35.608	
14 -	52.757 120.2	33.408	105.6	1:26.165 (3)	98.43	0.772 09:52:01.773	
15 -	52.845 120.6	33.637	<b>106.6</b>	1:26.482	98.07	1.089 09:53:28.255	
16 -	<b>52.120</b> 121.3	<b>33.273</b>	106.3	<b>1:25.393 (1)</b>	<b>99.32</b>	<b>09:54:53.648</b>	

Weather / Track : Cloudy / Dry

Thruxton  
Circuit Length = 2.3560 miles  
Start: 09:30 Flag 09:55 End: 09:56



# MCRCB BULLETIN TK072

## 2013 MCE British Superbike Championship - Round 2

## 2013 Monster Energy British Motostar Championship

### QUALIFYING 1 - SECTOR ANALYSIS

SECTOR 1 = FL to I1, SECTOR 2 = I1 to FL, DIFF = Difference To Personal Best Lap

<b>P8</b>		<b>2</b>		<b>Paul JORDAN</b>		Seel Honda - Repli-Cast UK		
LAP	SECTOR 1		SECTOR 2		LAP TIME	MPH	DIFF	TIME OF DAY
1 -		117.1	35.254	99.1				09:31:41.541
2 -	54.259	117.5	34.651	98.9	1:28.910	95.39	3.205	09:33:10.451
3 -	53.197	116.9	34.292	100.1	1:27.489	96.94	1.784	09:34:37.940
4 -	52.881	116.9	34.494	99.2	1:27.375	97.07	1.670	09:36:05.315
5 -	53.062	116.1	34.172	99.5	1:27.234	97.22	1.529	09:37:32.549
6 -	52.242	117.5	34.259	98.6	1:26.501	98.05	0.796	09:38:59.050
7 -	57.033	109.8	IN PIT		1:35.810	<b>P</b> 88.52	10.105	09:40:34.860
8 -	OUTLAP	110.7	35.244	100.1	2:41.132	52.63	1:15.427	09:43:15.992
9 -	52.796	<b>119.1</b>	<b>33.761</b>	<b>100.7</b>	1:26.557	97.98	0.852	09:44:42.549
10 -	53.744	116.7	34.615	98.9	1:28.359	95.99	2.654	09:46:10.908
11 -	52.306	116.3	34.088	99.1	1:26.394	98.17	0.689	09:47:37.302
12 -	52.139	115.9	34.020	99.8	1:26.159	<b>(3)</b> 98.44	0.454	09:49:03.461
13 -	55.393	113.3	34.555	99.7	1:29.948	94.29	4.243	09:50:33.409
14 -	51.986	117.7	33.780	100.0	1:25.766	<b>(2)</b> 98.89	0.061	09:51:59.175
15 -	52.321	117.3	34.927	98.9	1:27.248	97.21	1.543	09:53:26.423
<b>16 -</b>	<b>51.821</b>	116.5	33.884	99.8	<b>1:25.705</b>	<b>(1)</b> <b>98.96</b>		<b>09:54:52.128</b>
17 -	59.392	101.9	IN PIT		1:38.571	<b>P</b> 86.04	12.866	09:56:30.699

<b>P9</b>		<b>35</b>		<b>Elliot LODGE</b>		Honda - SP125/SpikeRacing		
LAP	SECTOR 1		SECTOR 2		LAP TIME	MPH	DIFF	TIME OF DAY
1 -	OUTLAP	112.0	36.488	100.3				09:31:42.013
2 -	54.638	113.9	35.155	100.4	1:29.793	94.45	3.668	09:33:11.806
3 -	54.117	113.7	35.241	100.6	1:29.358	94.91	3.233	09:34:41.164
4 -	53.623	114.7	34.759	101.3	1:28.382	95.96	2.257	09:36:09.546
5 -	53.260	114.9	34.595	101.5	1:27.855	96.54	1.730	09:37:37.401
6 -	52.934	114.7	34.240	101.2	1:27.174	97.29	1.049	09:39:04.575
7 -	52.607	114.9	34.880	101.2	1:27.487	96.94	1.362	09:40:32.062
8 -	52.731	114.9	34.776	101.2	1:27.507	96.92	1.382	09:41:59.569
9 -	52.522	<b>115.5</b>	34.288	101.8	1:26.810	<b>(2)</b> 97.70	0.685	09:43:26.379
10 -	52.876	114.5	34.056	100.7	1:26.932	<b>(3)</b> 97.56	0.807	09:44:53.311
11 -	52.685	114.9	34.258	<b>102.1</b>	1:26.943	97.55	0.818	09:46:20.254
12 -	52.869	114.5	34.122	101.0	1:26.991	97.49	0.866	09:47:47.245
<b>13 -</b>	<b>52.306</b>	114.5	<b>33.819</b>	<b>102.1</b>	<b>1:26.125</b>	<b>(1)</b> <b>98.48</b>		<b>09:49:13.370</b>

<b>P10</b>		<b>42 M3</b>		<b>James HOBSON</b>		Honda - Two 4 Motorsport		
LAP	SECTOR 1		SECTOR 2		LAP TIME	MPH	DIFF	TIME OF DAY
1 -		114.5	35.933	100.9				09:31:41.242
2 -	56.256	117.7	35.107	102.6	1:31.363	92.83	5.203	09:33:12.605
3 -	54.313	117.9	34.716	101.9	1:29.029	95.26	2.869	09:34:41.634
4 -	54.042	117.9	34.460	102.9	1:28.502	95.83	2.342	09:36:10.136
5 -	53.787	<b>118.5</b>	34.446	102.1	1:28.233	96.12	2.073	09:37:38.369
6 -	53.550	117.5	34.474	101.5	1:28.024	96.35	1.864	09:39:06.393
7 -	53.306	118.1	34.562	102.6	1:27.868	96.52	1.708	09:40:34.261
8 -	56.369	114.7	35.799	101.5	1:32.168	92.02	6.008	09:42:06.429
9 -	55.824	116.3	34.583	101.9	1:30.407	93.81	4.247	09:43:36.836
10 -	53.840	118.1	34.063	101.8	1:27.903	96.48	1.743	09:45:04.739
11 -	53.189	117.1	34.301	101.6	1:27.490	96.94	1.330	09:46:32.229
12 -	52.861	116.3	33.720	102.2	1:26.581	<b>(2)</b> 97.96	0.421	09:47:58.810
13 -	54.077	114.5	34.228	102.1	1:28.305	96.04	2.145	09:49:27.115
14 -	53.545	115.9	35.031	101.0	1:28.576	95.75	2.416	09:50:55.691
15 -	53.054	115.7	34.285	102.1	1:27.339	<b>(3)</b> 97.11	1.179	09:52:23.030
16 -	53.640	116.7	33.898	102.9	1:27.538	96.89	1.378	09:53:50.568
<b>17 -</b>	<b>52.488</b>	117.9	<b>33.672</b>	<b>103.2</b>	<b>1:26.160</b>	<b>(1)</b> <b>98.44</b>		<b>09:55:16.728</b>

<b>P11</b>		<b>10</b>		<b>Peter SUTHERLAND</b>		Aprilia - Kinpac Racing		
LAP	SECTOR 1		SECTOR 2		LAP TIME	MPH	DIFF	TIME OF DAY
1 -		115.5	35.124	101.3				09:31:37.264
2 -	53.711	115.7	34.061	100.6	1:27.772	96.63	1.566	09:33:05.036
3 -	53.255	<b>117.1</b>	34.316	101.3	1:27.571	96.85	1.365	09:34:32.607

Weather / Track : Cloudy / Dry

Thruxton  
Circuit Length = 2.3560 miles  
Start: 09:30 Flag 09:55 End: 09:56

# MCRCB BULLETIN TK072

## 2013 MCE British Superbike Championship - Round 2

## 2013 Monster Energy British Motostar Championship

### QUALIFYING 1 - SECTOR ANALYSIS

SECTOR 1 = FL to I1, SECTOR 2 = I1 to FL, DIFF = Difference To Personal Best Lap

4 -	53.404	116.5	34.133	<b>102.1</b>	1:27.537	96.89	1.331	09:36:00.144
5 -	52.624	<b>117.1</b>	34.178	100.7	1:26.802	97.71	0.596	09:37:26.946
6 -	52.417	116.5	34.066	101.3	1:26.483	98.07	0.277	09:38:53.429
7 -	52.497	115.7	34.085	100.7	1:26.582	97.96	0.376	09:40:20.011
8 -	52.272	114.3	34.018	101.2	1:26.290	<b>(2)</b> 98.29	0.084	09:41:46.301
9 -	54.448	108.4	IN PIT		1:30.239	<b>P</b> 93.99	4.033	09:43:16.540
10 -	OUTLAP	113.3	33.933	100.0	4:22.799	32.27	2:56.593	09:47:39.339
<b>11 -</b>	52.510	113.1	<b>33.696</b>	101.3	<b>1:26.206</b>	<b>(1)</b> <b>98.38</b>		<b>09:49:05.545</b>
12 -	52.497	113.9	33.933	101.2	1:26.430	98.13	0.224	09:50:31.975
13 -	52.321	114.1	34.520	101.3	1:26.841	97.66	0.635	09:51:58.816
14 -	52.609	113.7	34.097	101.5	1:26.706	97.82	0.500	09:53:25.522
15 -	<b>52.263</b>	113.5	34.057	100.6	1:26.320	<b>(3)</b> 98.25	0.114	09:54:51.842
16 -	57.615	112.5	IN PIT		1:38.316	<b>P</b> 86.26	12.110	09:56:30.158

<b>P12</b>	<b>43</b>	<b>Arnie SHELTON</b>			Honda - e3 motorsport			
LAP	SECTOR 1		SECTOR 2		LAP TIME	MPH	DIFF	TIME OF DAY
1 -	OUTLAP	107.3	37.037	97.2				09:40:34.055
2 -	56.339	112.7	36.063	99.8	1:32.402	91.79	5.399	09:42:06.457
3 -	55.087	112.2	36.076	101.0	1:31.163	93.03	4.160	09:43:37.620
4 -	53.903	116.9	34.500	101.3	1:28.403	95.94	1.400	09:45:06.023
5 -	53.587	114.7	34.716	101.9	1:28.303	96.05	1.300	09:46:34.326
6 -	53.795	115.3	34.539	100.4	1:28.334	96.01	1.331	09:48:02.660
7 -	53.906	113.9	35.083	100.3	1:28.989	95.31	1.986	09:49:31.649
8 -	53.229	115.1	34.227	102.7	1:27.456	<b>(3)</b> 96.98	0.453	09:50:59.105
9 -	53.120	116.9	<b>34.141</b>	102.9	1:27.261	<b>(2)</b> 97.19	0.258	09:52:26.366
<b>10 -</b>	<b>52.857</b>	<b>117.9</b>	34.146	<b>103.4</b>	<b>1:27.003</b>	<b>(1)</b> <b>97.48</b>		<b>09:53:53.369</b>
11 -	53.025	116.1	34.556	102.6	1:27.581	96.84	0.578	09:55:20.950

<b>P13</b>	<b>80</b>	<b>Callum BEY</b>			Honda - RCD Motorsport			
LAP	SECTOR 1		SECTOR 2		LAP TIME	MPH	DIFF	TIME OF DAY
1 -		112.0	35.818	99.4				09:31:36.618
2 -	54.427	116.3	34.327	100.7	1:28.754	95.56	1.607	09:33:05.372
3 -	53.400	115.7	34.133	<b>102.1</b>	1:27.533	96.89	0.386	09:34:32.905
4 -	53.917	115.7	34.181	100.0	1:28.098	96.27	0.951	09:36:01.003
5 -	53.251	114.7	34.165	100.3	1:27.416	<b>(3)</b> 97.02	0.269	09:37:28.419
6 -	53.553	116.3	34.056	100.9	1:27.609	96.81	0.462	09:38:56.028
7 -	53.463	116.1	<b>33.842</b>	101.0	1:27.305	<b>(2)</b> 97.14	0.158	09:40:23.333
8 -	57.076	113.9	34.836	100.7	1:31.912	92.27	4.765	09:41:55.245
9 -	53.889	115.3	34.212	99.7	1:28.101	96.27	0.954	09:43:23.346
10 -	56.865	103.5	IN PIT		1:33.436	<b>P</b> 90.77	6.289	09:44:56.782
11 -					2:05.421	67.62	38.274	09:47:02.203
12 -	OUTLAP	115.5	33.958	101.2	1:38.852	85.80	11.705	09:48:41.055
13 -	54.612	115.7	34.105	101.5	1:28.717	95.60	1.570	09:50:09.772
14 -	53.701	111.4	34.292	101.5	1:27.993	96.38	0.846	09:51:37.765
15 -	53.546	116.3	34.026	101.5	1:27.572	96.85	0.425	09:53:05.337
16 -	53.409	116.1	34.241	100.1	1:27.650	96.76	0.503	09:54:32.987
<b>17 -</b>	<b>53.247</b>	<b>117.5</b>	33.900	101.6	<b>1:27.147</b>	<b>(1)</b> <b>97.32</b>		<b>09:56:00.134</b>

<b>P14</b>	<b>44</b>	<b>Jake BAYFORD</b>			Honda - j4ke.com			
LAP	SECTOR 1		SECTOR 2		LAP TIME	MPH	DIFF	TIME OF DAY
1 -	OUTLAP	112.4	36.792	97.8				09:31:44.550
2 -	57.074	110.9	36.215	98.8	1:33.289	90.91	5.711	09:33:17.839
3 -	55.823	113.9	35.104	98.9	1:30.927	93.27	3.349	09:34:48.766
4 -	55.347	114.9	35.028	99.7	1:30.375	93.84	2.797	09:36:19.141
5 -	54.834	112.7	35.139	98.2	1:29.973	94.26	2.395	09:37:49.114
6 -	54.986	111.6	35.285	99.1	1:30.271	93.95	2.693	09:39:19.385
7 -	54.768	112.5	36.570	99.1	1:31.338	92.85	3.760	09:40:50.723
8 -	58.052	114.7	35.452	99.2	1:33.504	90.70	5.926	09:42:24.227
9 -	57.334	105.0	34.699	97.2	1:32.033	92.15	4.455	09:43:56.260
10 -	54.778	115.3	<b>34.306</b>	100.6	1:29.084	<b>(3)</b> 95.20	1.506	09:45:25.344
11 -	55.498	110.5	34.366	99.4	1:29.864	94.38	2.286	09:46:55.208
12 -	54.025	111.1	37.124	92.4	1:31.149	93.05	3.571	09:48:26.357

Weather / Track : Cloudy / Dry

Thruxton

Circuit Length = 2.3560 miles

Start: 09:30 Flag 09:55 End: 09:56

# MCRCB BULLETIN TK072

## 2013 MCE British Superbike Championship - Round 2

## 2013 Monster Energy British Motostar Championship

### QUALIFYING 1 - SECTOR ANALYSIS

SECTOR 1 = FL to I1, SECTOR 2 = I1 to FL, DIFF = Difference To Personal Best Lap

13 -	<b>53.194</b>	<b>116.7</b>	34.557	<b>101.2</b>	1:27.751 (2)	96.65	0.173	09:49:54.108
14 -	55.362	112.7	35.406	99.5	1:30.768	93.44	3.190	09:51:24.876
<b>15 -</b>	53.231	114.9	34.347	100.7	<b>1:27.578 (1)</b>	<b>96.84</b>		<b>09:52:52.454</b>

<b>P15</b>		<b>3</b>		<b>Taz TAYLOR</b>		Honda - Two Wheel / e3 motorsport				
LAP	SECTOR 1	SECTOR 2	LAP TIME	MPH	DIFF	TIME OF DAY				
1 -	OUTLAP	110.9	39.867	91.5						09:31:54.405
2 -	58.761	111.8	36.922	98.5	1:35.683	88.64	7.495			09:33:30.088
3 -	57.100	111.1	37.324	93.5	1:34.424	89.82	6.236			09:35:04.512
4 -	55.784	114.1	36.164	99.4	1:31.948	92.24	3.760			09:36:36.460
5 -	56.107	113.1	37.169	94.1	1:33.276	90.93	5.088			09:38:09.736
6 -	56.011	113.7	37.071	96.9	1:33.082	91.11	4.894			09:39:42.818
7 -	55.613	112.5	35.831	99.2	1:31.444	92.75	3.256			09:41:14.262
8 -	54.600	115.1	IN PIT		1:30.267 <b>P</b>	93.96	2.079			09:42:44.529
9 -	OUTLAP	113.5	35.383	99.8	2:03.857	68.47	35.669			09:44:48.386
10 -	54.571	114.9	35.203	100.4	1:29.774	94.47	1.586			09:46:18.160
11 -	54.199	113.9	35.265	100.9	1:29.464	94.80	1.276			09:47:47.624
<b>12 -</b>	<b>53.631</b>	114.5	<b>34.557</b>	100.4	<b>1:28.188 (1)</b>	<b>96.17</b>				<b>09:49:15.812</b>
13 -	56.125	105.5	IN PIT		1:31.858 <b>P</b>	92.33	3.670			09:50:47.670
14 -	OUTLAP	111.6	36.541	98.6	2:17.638	61.62	49.450			09:53:05.308
15 -	54.351	<b>116.1</b>	34.699	101.8	1:29.050 (3)	95.24	0.862			09:54:34.358
16 -	53.969	115.7	34.661	<b>103.0</b>	1:28.630 (2)	95.69	0.442			09:56:02.988

<b>P16</b>		<b>14</b>		<b>Adam McLEAN</b>		Honda - Adam Mclean Racing / Banks Racing				
LAP	SECTOR 1	SECTOR 2	LAP TIME	MPH	DIFF	TIME OF DAY				
1 -	OUTLAP	109.4	38.627	93.2						09:31:47.741
2 -	58.020	110.7	36.984	94.2	1:35.004	89.27	6.217			09:33:22.745
3 -	55.896	114.1	36.492	94.2	1:32.388	91.80	3.601			09:34:55.133
4 -	55.390	114.3	35.911	94.7	1:31.301	92.89	2.514			09:36:26.434
5 -	54.763	113.1	36.189	95.1	1:30.952	93.25	2.165			09:37:57.386
6 -	54.573	113.5	35.339	96.6	1:29.912	94.33	1.125			09:39:27.298
7 -	54.972	113.1	35.785	94.6	1:30.757	93.45	1.970			09:40:58.055
8 -	54.384	114.7	35.568	93.8	1:29.952	94.29	1.165			09:42:28.007
9 -	54.481	<b>116.5</b>	34.785	<b>98.3</b>	1:29.266 (3)	95.01	0.479			09:43:57.273
10 -	54.328	112.4	34.648	97.9	1:28.976 (2)	95.32	0.189			09:45:26.249
<b>11 -</b>	54.209	114.3	<b>34.578</b>	97.9	<b>1:28.787 (1)</b>	<b>95.52</b>				<b>09:46:55.036</b>
12 -	<b>54.130</b>	108.4	35.386	97.3	1:29.516	94.74	0.729			09:48:24.552
13 -	54.476	110.9	35.141	96.6	1:29.617	94.64	0.830			09:49:54.169
14 -	55.531	109.2	36.378	97.9	1:31.909	92.28	3.122			09:51:26.078
15 -	54.734	112.5	35.365	92.5	1:30.099	94.13	1.312			09:52:56.177
16 -	55.247	105.6	IN PIT		1:34.256 <b>P</b>	89.98	5.469			09:54:30.433

<b>P17</b>		<b>72</b>		<b>Ricky TARRÉN</b>		Honda - Cresswell racing				
LAP	SECTOR 1	SECTOR 2	LAP TIME	MPH	DIFF	TIME OF DAY				
1 -		105.0	37.557	94.7						09:31:45.289
2 -	57.199	108.0	36.150	97.5	1:33.349	90.85	4.547			09:33:18.638
3 -	55.965	112.0	35.493	96.8	1:31.458	92.73	2.656			09:34:50.096
4 -	54.545	<b>113.1</b>	35.349	96.9	1:29.894	94.35	1.092			09:36:19.990
5 -	54.641	110.5	35.568	96.8	1:30.209	94.02	1.407			09:37:50.199
6 -	55.334	108.9	35.506	96.0	1:30.840	93.36	2.038			09:39:21.039
7 -	55.502	108.9	36.208	96.0	1:31.710	92.48	2.908			09:40:52.749
8 -	56.058	110.0	35.866	97.3	1:31.924	92.26	3.122			09:42:24.673
9 -	56.430	108.4	35.751	97.1	1:32.181	92.01	3.379			09:43:56.854
10 -	54.987	112.5	<b>34.888</b>	97.2	1:29.875 (3)	94.37	1.073			09:45:26.729
11 -	54.272	110.7	35.055	97.5	1:29.327 (2)	94.95	0.525			09:46:56.056
12 -	54.269	109.1	35.639	95.0	1:29.908	94.33	1.106			09:48:25.964
<b>13 -</b>	<b>53.633</b>	112.5	35.169	<b>98.2</b>	<b>1:28.802 (1)</b>	<b>95.51</b>				<b>09:49:54.766</b>
14 -	55.072	109.8	35.771	97.9	1:30.843	93.36	2.041			09:51:25.609

Weather / Track : Cloudy / Dry

Thruxton

Circuit Length = 2.3560 miles

Start: 09:30 Flag 09:55 End: 09:56

# MCRCB BULLETIN TK072

## 2013 MCE British Superbike Championship - Round 2

## 2013 Monster Energy British Motostar Championship

### QUALIFYING 1 - SECTOR ANALYSIS

SECTOR 1 = FL to I1, SECTOR 2 = I1 to FL, DIFF = Difference To Personal Best Lap

P18	13	M3	Sam BURMAN		Honda - WNT/Burman Racing			
LAP	SECTOR 1		SECTOR 2		LAP TIME	MPH	DIFF	TIME OF DAY
1 -	OUTLAP	115.7	36.446	100.3				09:31:40.924
2 -	56.031	117.1	35.590	99.7	1:31.621	92.57	2.669	09:33:12.545
3 -	54.664	<b>118.1</b>	35.017	101.0	1:29.681	<b>(3)</b> 94.57	0.729	09:34:42.226
4 -	54.598	116.7	35.461	100.3	1:30.059	94.17	1.107	09:36:12.285
5 -	54.463	117.3	35.516	99.5	1:29.979	94.26	1.027	09:37:42.264
6 -	55.314	115.1	35.493	100.0	1:30.807	93.40	1.855	09:39:13.071
7 -	54.566	117.1	35.304	101.0	1:29.870	94.37	0.918	09:40:42.941
8 -	54.918	116.5	35.370	<b>102.6</b>	1:30.288	93.93	1.336	09:42:13.229
9 -	55.371	116.3	35.811	100.6	1:31.182	93.01	2.230	09:43:44.411
10 -	55.974	116.1	35.956	102.2	1:31.930	92.26	2.978	09:45:16.341
11 -	55.280	116.3	35.721	101.6	1:31.001	93.20	2.049	09:46:47.342
12 -	54.842	115.3	36.502	99.8	1:31.344	92.85	2.392	09:48:18.686
13 -	54.279	116.9	35.300	100.3	1:29.579	<b>(2)</b> 94.68	0.627	09:49:48.265
14 -	55.472	116.7	35.206	100.4	1:30.678	93.53	1.726	09:51:18.943
15 -	54.741	115.7	35.584	100.4	1:30.325	93.90	1.373	09:52:49.268
<b>16 -</b>	<b>54.119</b>	117.7	<b>34.833</b>	102.1	<b>1:28.952</b>	<b>(1)</b> <b>95.35</b>		<b>09:54:18.220</b>
17 -	55.108	115.7	36.367	97.9	1:31.475	92.72	2.523	09:55:49.695

P19	41	Milo WARD		Luyten Honda - FPW Racing				
LAP	SECTOR 1		SECTOR 2		LAP TIME	MPH	DIFF	TIME OF DAY
1 -		112.7	36.316	96.9				09:31:40.093
2 -	55.702	112.2	35.477	98.5	1:31.179	93.02	2.215	09:33:11.272
3 -	54.588	113.9	36.133	97.8	1:30.721	93.49	1.757	09:34:41.993
4 -	54.808	113.1	36.012	96.6	1:30.820	93.38	1.856	09:36:12.813
5 -	54.617	<b>114.1</b>	<b>35.051</b>	98.6	1:29.668	94.58	0.704	09:37:42.481
6 -	55.572	113.5	35.384	98.2	1:30.956	93.24	1.992	09:39:13.437
7 -	54.765	113.9	35.125	97.9	1:29.890	94.35	0.926	09:40:43.327
8 -	55.778	112.9	IN PIT		1:32.323	<b>P</b> 91.86	3.359	09:42:15.650
9 -	OUTLAP	111.6	36.118	97.5	3:15.893	43.29	1:46.929	09:45:31.543
10 -	54.695	112.4	35.663	98.1	1:30.358	93.86	1.394	09:47:01.901
11 -	54.332	112.4	35.207	98.3	1:29.539	<b>(3)</b> 94.72	0.575	09:48:31.440
12 -	54.253	112.9	35.216	<b>98.9</b>	1:29.469	<b>(2)</b> 94.79	0.505	09:50:00.909
13 -	54.769	111.6	35.140	98.5	1:29.909	94.33	0.945	09:51:30.818
<b>14 -</b>	<b>53.849</b>	111.8	35.115	<b>98.9</b>	<b>1:28.964</b>	<b>(1)</b> <b>95.33</b>		<b>09:52:59.782</b>
15 -	54.268	112.7	36.284	98.8	1:30.552	93.66	1.588	09:54:30.334
16 -	54.362	112.4	36.014	96.8	1:30.376	93.84	1.412	09:56:00.710

P20	36	Jayson URIBE		Honda - Cresswell Racing				
LAP	SECTOR 1		SECTOR 2		LAP TIME	MPH	DIFF	TIME OF DAY
1 -	OUTLAP	106.6	37.558	96.9				09:34:14.110
2 -	57.542	112.5	36.817	97.9	1:34.359	89.88	4.690	09:35:48.469
3 -	56.382	114.5	IN PIT		1:32.072	<b>P</b> 92.11	2.403	09:37:20.541
4 -	OUTLAP	112.7	35.261	97.9	2:04.019	68.38	34.350	09:39:24.560
5 -	55.186	<b>115.5</b>	35.353	98.5	1:30.539	<b>(2)</b> 93.67	0.870	09:40:55.099
<b>6 -</b>	<b>54.841</b>	<b>115.5</b>	<b>34.828</b>	<b>100.0</b>	<b>1:29.669</b>	<b>(1)</b> <b>94.58</b>		<b>09:42:24.768</b>
7 -	56.345	114.7	35.002	98.2	1:31.347	<b>(3)</b> 92.85	1.678	09:43:56.115

P21	22	Stephanie WADDELOW		Aprilia - Moto Strada				
LAP	SECTOR 1		SECTOR 2		LAP TIME	MPH	DIFF	TIME OF DAY
1 -	OUTLAP	112.2	38.047	100.9				09:31:49.237
2 -	59.072	113.7	37.186	102.1	1:36.258	88.11	5.903	09:33:25.495
3 -	57.936	107.8	37.111	101.5	1:35.047	89.23	4.692	09:35:00.542
4 -	57.218	115.9	35.501	<b>102.4</b>	1:32.719	91.47	2.364	09:36:33.261
5 -	56.408	<b>116.3</b>	36.372	101.2	1:32.780	91.41	2.425	09:38:06.041
6 -	55.965	115.7	36.087	97.6	1:32.052	92.13	1.697	09:39:38.093
7 -	57.837	113.5	IN PIT		1:35.228	<b>P</b> 89.06	4.873	09:41:13.321
8 -	OUTLAP	112.4	36.967	99.2	3:03.820	46.14	1:33.465	09:44:17.141
9 -	56.794	113.9	36.109	99.8	1:32.903	91.29	2.548	09:45:50.044
10 -	56.796	114.5	IN PIT		1:32.902	<b>P</b> 91.29	2.547	09:47:22.946

Weather / Track : Cloudy / Dry

Thruxton  
Circuit Length = 2.3560 miles  
Start: 09:30 Flag 09:55 End: 09:56

# MCRCB BULLETIN TK072

## 2013 MCE British Superbike Championship - Round 2

## 2013 Monster Energy British Motostar Championship

### QUALIFYING 1 - SECTOR ANALYSIS

SECTOR 1 = FL to I1, SECTOR 2 = I1 to FL, DIFF = Difference To Personal Best Lap

11 -	OUTLAP	115.7	36.014	101.9	2:49.336	50.08	1:18.981	09:50:12.282
12 -	55.965	113.3	36.212	102.1	1:32.177	92.01	1.822	09:51:44.459
13 -	55.776	114.3	35.408	102.1	1:31.184 (3)	93.01	0.829	09:53:15.643
14 -	55.274	115.7	35.894	100.9	1:31.168 (2)	93.03	0.813	09:54:46.811
15 -	<b>55.037</b>	115.9	<b>35.318</b>	101.8	<b>1:30.355 (1)</b>	<b>93.86</b>		<b>09:56:17.166</b>

<b>P22 73 M3 Justin WARING</b>		Honda - Repli-Cast UK						
LAP	SECTOR 1	SECTOR 2	LAP TIME	MPH	DIFF	TIME OF DAY		
1 -	OUTLAP	98.6	38.475	97.3			09:32:13.027	
2 -	58.048	105.3	36.917	97.5	1:34.965	89.31	4.115	09:33:47.992
3 -	57.945	112.4	36.763	99.7	1:34.708	89.55	3.858	09:35:22.700
4 -	56.901	104.5	37.347	99.1	1:34.248	89.99	3.398	09:36:56.948
5 -	57.500	110.0	37.469	99.2	1:34.969	89.30	4.119	09:38:31.917
6 -	57.134	110.0	36.791	100.4	1:33.925	90.30	3.075	09:40:05.842
7 -	56.295	111.8	36.447	100.1	1:32.742	91.45	1.892	09:41:38.584
8 -	55.669	<b>114.3</b>	36.156	99.5	1:31.825 (3)	92.36	0.975	09:43:10.409
9 -	55.056	114.1	<b>35.794</b>	101.0	<b>1:30.850 (1)</b>	<b>93.35</b>		<b>09:44:41.259</b>
10 -	<b>54.947</b>	112.7	35.944	98.9	1:30.891 (2)	93.31	0.041	09:46:12.150
11 -	55.350	113.7	36.484	99.1	1:31.834	92.35	0.984	09:47:43.984
12 -	56.385	<b>114.3</b>	35.934	<b>101.3</b>	1:32.319	91.87	1.469	09:49:16.303
13 -	59.527	96.8	IN PIT		2:00.047 P	70.65	29.197	09:51:16.350
14 -	OUTLAP	108.5	37.432	99.5	2:54.399	48.63	1:23.549	09:54:10.749
15 -	1:19.863	87.4	IN PIT		2:04.204 P	68.28	33.354	09:56:14.953

<b>P23 24 Daniel COSTILLA</b>		KTM - Cresswell racing						
LAP	SECTOR 1	SECTOR 2	LAP TIME	MPH	DIFF	TIME OF DAY		
1 -	OUTLAP	109.1	44.034	83.8			09:32:00.576	
2 -	1:03.018	111.1	42.189	91.1	1:45.207	80.61	13.606	09:33:45.783
3 -	1:01.019	112.0	40.698	93.7	1:41.717	83.38	10.116	09:35:27.500
4 -	1:00.064	112.5	40.145	93.8	1:40.209	84.63	8.608	09:37:07.709
5 -	59.207	<b>116.1</b>	38.627	96.1	1:37.834	86.69	6.233	09:38:45.543
6 -	58.317	112.7	38.862	99.4	1:37.179	87.27	5.578	09:40:22.722
7 -	58.291	114.7	38.646	99.7	1:36.937	87.49	5.336	09:41:59.659
8 -	57.167	114.7	38.953	97.1	1:36.120	88.23	4.519	09:43:35.779
9 -	57.209	115.9	37.495	98.6	1:34.704	89.55	3.103	09:45:10.483
10 -	56.650	113.9	39.121	99.1	1:35.771	88.56	4.170	09:46:46.254
11 -	55.833	114.1	37.761	101.6	1:33.594	90.62	1.993	09:48:19.848
12 -	56.133	114.5	37.159	101.3	1:33.292 (3)	90.91	1.691	09:49:53.140
13 -	56.807	112.9	36.485	<b>103.7</b>	1:33.292 (3)	90.91	1.691	09:51:26.432
14 -	55.755	112.0	<b>35.846</b>	102.7	<b>1:31.601 (1)</b>	<b>92.59</b>		<b>09:52:58.033</b>
15 -	<b>55.634</b>	115.3	39.252	99.2	1:34.886	89.38	3.285	09:54:32.919
16 -	56.453	114.9	35.863	102.4	1:32.316 (2)	91.87	0.715	09:56:05.235

<b>P24 21 Jason DOUGLAS</b>		Honda - SGR Racing						
LAP	SECTOR 1	SECTOR 2	LAP TIME	MPH	DIFF	TIME OF DAY		
1 -	OUTLAP	104.3	38.619	95.4			09:31:49.157	
2 -	57.514	<b>106.6</b>	37.356	95.4	1:34.870	89.40	3.227	09:33:24.027
3 -	56.793	106.5	36.877	95.7	1:33.670	90.54	2.027	09:34:57.697
4 -	56.453	106.3	36.833	96.2	1:33.286	90.92	1.643	09:36:30.983
5 -	56.497	106.5	36.519	95.5	1:33.016	91.18	1.373	09:38:03.999
6 -	56.411	105.1	36.360	94.9	1:32.771 (3)	91.42	1.128	09:39:36.770
7 -	56.417	103.4	36.899	92.4	1:33.316	90.89	1.673	09:41:10.086
8 -	56.592	101.9	37.103	92.0	1:33.695	90.52	2.052	09:42:43.781
9 -	59.259	98.5	IN PIT		1:37.945 P	86.59	6.302	09:44:21.726
10 -	OUTLAP	101.5	37.365	96.1	4:30.304	31.37	2:58.661	09:48:52.030
11 -	55.994	105.5	37.522	91.1	1:33.516	90.69	1.873	09:50:25.546
12 -	58.081	101.0	36.217	<b>96.6</b>	1:34.298	89.94	2.655	09:51:59.844
13 -	<b>55.461</b>	105.6	<b>36.182</b>	95.4	<b>1:31.643 (1)</b>	<b>92.55</b>		<b>09:53:31.487</b>
14 -	56.079	105.1	36.341	94.9	1:32.420 (2)	91.77	0.777	09:55:03.907

Weather / Track : Cloudy / Dry

Thruxton  
Circuit Length = 2.3560 miles  
Start: 09:30 Flag 09:55 End: 09:56

**MCRCB BULLETIN TK072**

**2013 MCE British Superbike Championship - Round 2**

**2013 Monster Energy British Motostar Championship**

**QUALIFYING 1 - SECTOR ANALYSIS**

SECTOR 1 = FL to I1, SECTOR 2 = I1 to FL, DIFF = Difference To Personal Best Lap

<b>P25 11</b>		<b>Joseph THOMAS</b>			Honda - Moto UK Racing			
LAP	SECTOR 1	SECTOR 2		LAP TIME	MPH	DIFF	TIME OF DAY	
1 -	OUTLAP	105.6	40.161	94.2			09:31:53.280	
2 -	1:02.291	105.1	38.801	96.1	1:41.092	83.89	9.017	09:33:34.372
3 -	1:04.385	98.8	IN PIT		1:48.263 <b>P</b>	78.34	16.188	09:35:22.635
4 -	OUTLAP	109.1	38.222	96.1	5:09.583	27.39	3:37.508	09:40:32.218
5 -	58.587	110.3	37.222	97.1	1:35.809	88.52	3.734	09:42:08.027
6 -	59.852	105.3	IN PIT		1:39.885 <b>P</b>	84.91	7.810	09:43:47.912
7 -	OUTLAP	110.1	37.519	98.1	2:50.133	49.85	1:18.058	09:46:38.045
8 -	57.509	108.2	37.599	97.5	1:35.108	89.17	3.033	09:48:13.153
9 -	57.875	106.6	37.002	99.1	1:34.877	89.39	2.802	09:49:48.030
10 -	58.280	108.5	38.190	98.1	1:36.470	87.91	4.395	09:51:24.500
11 -	56.838	111.1	36.181	99.2	1:33.019 <b>(3)</b>	91.18	0.944	09:52:57.519
12 -	56.801	<b>112.5</b>	<b>35.959</b>	97.5	1:32.760 <b>(2)</b>	91.43	0.685	09:54:30.279
<b>13 -</b>	<b>56.097</b>	109.8	35.978	<b>100.0</b>	<b>1:32.075 (1)</b>	<b>92.11</b>		<b>09:56:02.354</b>

<b>P26 64</b>		<b>Asher DURHAM</b>			Seel Honda - Repli-Cast UK			
LAP	SECTOR 1	SECTOR 2		LAP TIME	MPH	DIFF	TIME OF DAY	
1 -		114.3	39.243	99.1			09:31:50.199	
2 -	58.742	114.1	37.441	99.5	1:36.183	88.18	4.095	09:33:26.382
3 -	58.007	115.3	37.039	99.1	1:35.046	89.23	2.958	09:35:01.428
4 -	57.315	115.7	36.980	99.8	1:34.295	89.94	2.207	09:36:35.723
5 -	56.577	115.9	36.610	100.3	1:33.187	91.01	1.099	09:38:08.910
6 -	56.528	114.7	36.867	100.0	1:33.395	90.81	1.307	09:39:42.305
7 -	56.263	112.9	36.398	<b>101.6</b>	1:32.661 <b>(3)</b>	91.53	0.573	09:41:14.966
<b>8 -</b>	<b>55.711</b>	115.1	36.377	101.2	<b>1:32.088 (1)</b>	<b>92.10</b>		<b>09:42:47.054</b>
9 -	55.823	<b>116.7</b>	36.498	101.0	1:32.321 <b>(2)</b>	91.87	0.233	09:44:19.375
10 -	56.609	112.9	<b>36.332</b>	101.2	1:32.941	91.25	0.853	09:45:52.316
11 -	56.502	114.9	37.144	98.6	1:33.646	90.57	1.558	09:47:25.962
12 -	56.590	113.5	IN PIT		1:36.709 <b>P</b>	87.70	4.621	09:49:02.671

<b>P27 48</b>		<b>Steve LAWTON</b>			Honda - Cresswell Racing		
LAP	SECTOR 1	SECTOR 2		LAP TIME	MPH	DIFF	TIME OF DAY
1 -	OUTLAP	<b>105.6</b>	<b>37.939</b>	<b>94.5</b>			<b>09:34:35.370</b>

**MCRCB BULLETIN TK073****2013 MCE British Superbike Championship - Round 2****2013 Monster Energy British Motostar Championship****QUALIFYING 1 - BEST SPEEDS**

POS	SECTOR 1			SECTOR 2			FINISH LINE		
	NO	NAME	MPH	NO	NAME	MPH	NO	NAME	MPH
1	66	Joe IRVING	123.5				66	Joe IRVING	106.8
2	95	Tarran MACKENZIE	123.1				27	Catherine GREEN	106.6
3	27	Catherine GREEN	122.2				95	Tarran MACKENZIE	105.3
4	17	Tom CARNE	120.2				40	Joe FRANCIS	104.2
5	2	Paul JORDAN	119.1				34	Jordan WEAVING	103.8
6	42	James HOBSON	118.5				24	Daniel COSTILLA	103.7
7	34	Jordan WEAVING	118.3				43	Arnie SHELTON	103.4
8	13	Sam BURMAN	118.1				17	Tom CARNE	103.2
9	43	Arnie SHELTON	117.9				42	James HOBSON	103.2
10	40	Joe FRANCIS	117.5				3	Taz TAYLOR	103.0
11	80	Callum BEY	117.5				13	Sam BURMAN	102.6
12	10	Peter SUTHERLAND	117.1				12	Edward RENDELL	102.4
13	12	Edward RENDELL	116.7				22	Stephanie WADDELOW	102.4
14	44	Jake BAYFORD	116.7				10	Peter SUTHERLAND	102.1
15	64	Asher DURHAM	116.7				35	Elliot LODGE	102.1
16	14	Adam McLEAN	116.5				80	Callum BEY	102.1
17	22	Stephanie WADDELOW	116.3				64	Asher DURHAM	101.6
18	3	Taz TAYLOR	116.1				73	Justin WARING	101.3
19	24	Daniel COSTILLA	116.1				44	Jake BAYFORD	101.2
20	35	Elliot LODGE	115.5				2	Paul JORDAN	100.7
21	36	Jayson URIBE	115.5				11	Joseph THOMAS	100.0
22	73	Justin WARING	114.3				36	Jayson URIBE	100.0
23	41	Milo WARD	114.1				41	Milo WARD	98.9
24	72	Ricky TARREN	113.1				14	Adam McLEAN	98.3
25	11	Joseph THOMAS	112.5				72	Ricky TARREN	98.2
26	21	Jason DOUGLAS	106.6				21	Jason DOUGLAS	96.6
27	48	Steve LAWTON	105.6				48	Steve LAWTON	94.5

Weather / Track : Cloudy / Dry

Results can be found at [www.tsl-timing.com](http://www.tsl-timing.com)Thrupton  
Circuit Length = 2.3560 miles  
Start: 09:30 Flag 09:55 End: 09:56

Printed - 09:58 Saturday, 13 April 2013

**MCRCB BULLETIN TK074**

**2013 MCE British Superbike Championship - Round 2**

**2013 Monster Energy British Motostar Championship**

**QUALIFYING 1 - BEST SECTORS**

SECTOR 1			SECTOR 2			IDEAL / BEST COMPARISON						
POS	NO	NAME	TIME	NO	NAME	TIME	POS	NO	NAME	IDEAL	BEST	DIFF
1	40	FRANCIS	<b>50.656</b>	95	MACKENZIE	<b>32.493</b>						
2	95	MACKENZIE	<b>50.782</b>	66	IRVING	<b>32.682</b>	1	95	MACKENZIE	1:23.275	1:23.372	0.097
3	66	IRVING	<b>51.341</b>	40	FRANCIS	<b>32.769</b>	2	40	FRANCIS	1:23.425	1:23.425	0.000
4	17	CARNE	<b>51.356</b>	12	RENDELL	<b>33.231</b>	3	66	IRVING	1:24.023	1:24.023	0.000
5	2	JORDAN	<b>51.821</b>	27	GREEN	<b>33.273</b>	4	17	CARNE	1:24.782	1:25.198	0.416
6	34	WEAVING	<b>51.872</b>	17	CARNE	<b>33.426</b>	5	12	RENDELL	1:25.172	1:25.172	0.000
7	12	RENDELL	<b>51.941</b>	34	WEAVING	<b>33.438</b>	6	34	WEAVING	1:25.310	1:25.310	0.000
8	27	GREEN	<b>52.120</b>	42	HOBSON	<b>33.672</b>	7	27	GREEN	1:25.393	1:25.393	0.000
9	10	SUTHERLAND	<b>52.263</b>	10	SUTHERLAND	<b>33.696</b>	8	2	JORDAN	1:25.582	1:25.705	0.123
10	35	LODGE	<b>52.306</b>	2	JORDAN	<b>33.761</b>	9	10	SUTHERLAND	1:25.959	1:26.206	0.247
11	42	HOBSON	<b>52.488</b>	35	LODGE	<b>33.819</b>	10	35	LODGE	1:26.125	1:26.125	0.000
12	43	SHELTON	<b>52.857</b>	80	BEY	<b>33.842</b>	11	42	HOBSON	1:26.160	1:26.160	0.000
13	44	BAYFORD	<b>53.194</b>	43	SHELTON	<b>34.141</b>	12	43	SHELTON	1:26.998	1:27.003	0.005
14	80	BEY	<b>53.247</b>	44	BAYFORD	<b>34.306</b>	13	80	BEY	1:27.089	1:27.147	0.058
15	3	TAYLOR	<b>53.631</b>	3	TAYLOR	<b>34.557</b>	14	44	BAYFORD	1:27.500	1:27.578	0.078
16	72	TARREN	<b>53.633</b>	14	McLEAN	<b>34.578</b>	15	3	TAYLOR	1:28.188	1:28.188	0.000
17	41	WARD	<b>53.849</b>	36	URIBE	<b>34.828</b>	16	72	TARREN	1:28.521	1:28.802	0.281
18	13	BURMAN	<b>54.119</b>	13	BURMAN	<b>34.833</b>	17	14	McLEAN	1:28.708	1:28.787	0.079
19	14	McLEAN	<b>54.130</b>	72	TARREN	<b>34.888</b>	18	41	WARD	1:28.900	1:28.964	0.064
20	36	URIBE	<b>54.841</b>	41	WARD	<b>35.051</b>	19	13	BURMAN	1:28.952	1:28.952	0.000
21	73	WARING	<b>54.947</b>	22	WADDELOW	<b>35.318</b>	20	36	URIBE	1:29.669	1:29.669	0.000
22	22	WADDELOW	<b>55.037</b>	73	WARING	<b>35.794</b>	21	22	WADDELOW	1:30.355	1:30.355	0.000
23	21	DOUGLAS	<b>55.461</b>	24	COSTILLA	<b>35.846</b>	22	73	WARING	1:30.741	1:30.850	0.109
24	24	COSTILLA	<b>55.634</b>	11	THOMAS	<b>35.959</b>	23	24	COSTILLA	1:31.480	1:31.601	0.121
25	64	DURHAM	<b>55.711</b>	21	DOUGLAS	<b>36.182</b>	24	21	DOUGLAS	1:31.643	1:31.643	0.000
26	11	THOMAS	<b>56.097</b>	64	DURHAM	<b>36.332</b>	25	64	DURHAM	1:32.043	1:32.088	0.045
27	48	LAWTON	<b>56.415</b>	48	LAWTON	<b>37.939</b>	26	11	THOMAS	1:32.056	1:32.075	0.019
							27	48	LAWTON	1:34.354		

Weather / Track : Cloudy / Dry

Results can be found at [www.tsl-timing.com](http://www.tsl-timing.com)

Thrupton  
 Circuit Length = 2.3560 miles  
 Start: 09:30 Flag 09:55 End: 09:56

Printed - 09:59 Saturday, 13 April 2013

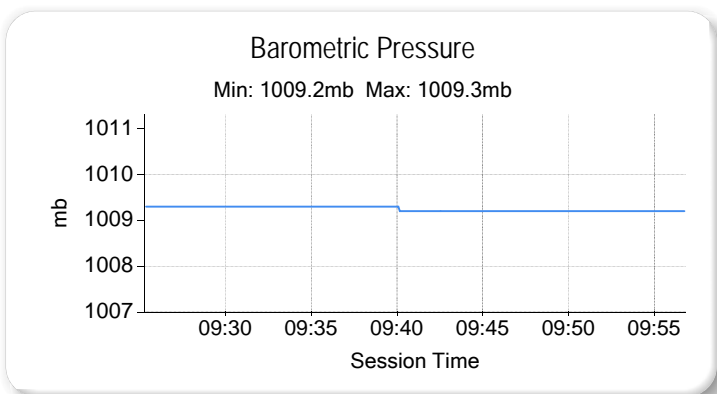
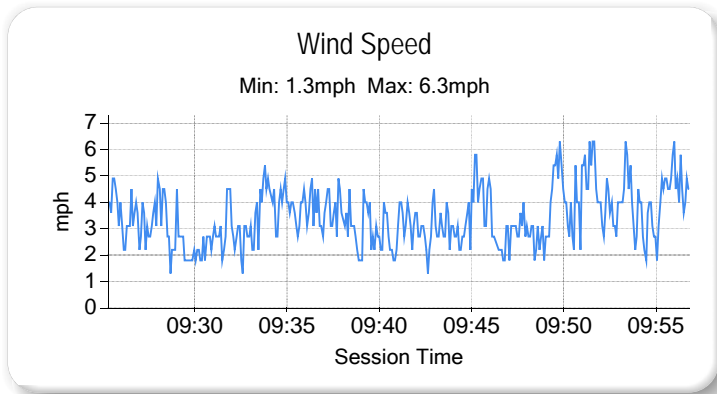
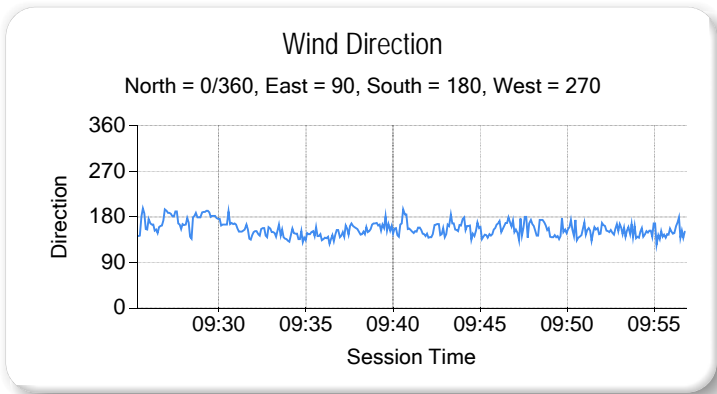
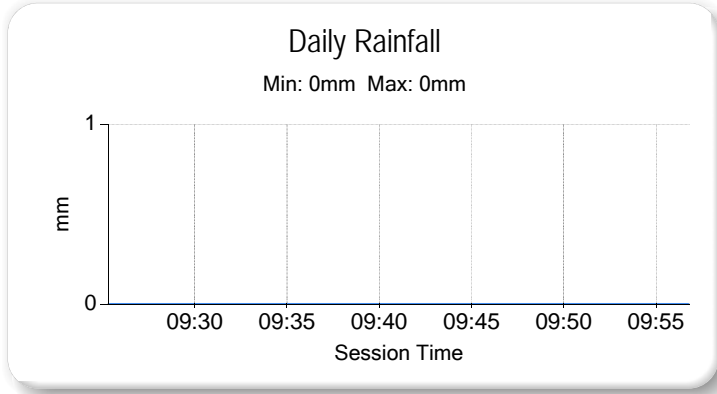
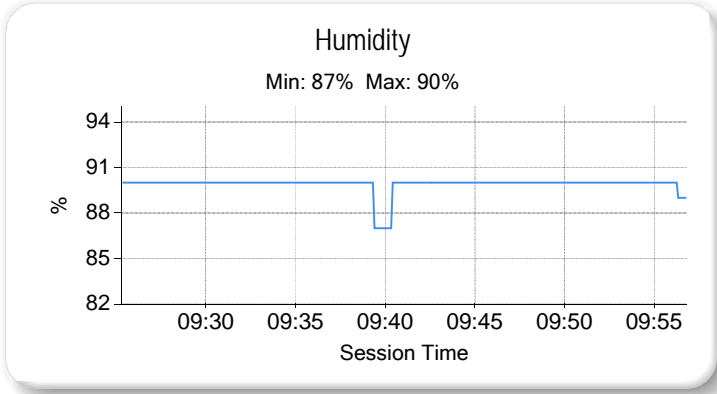
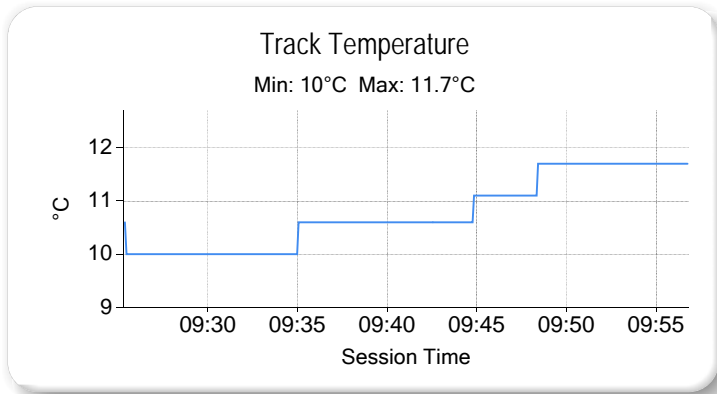
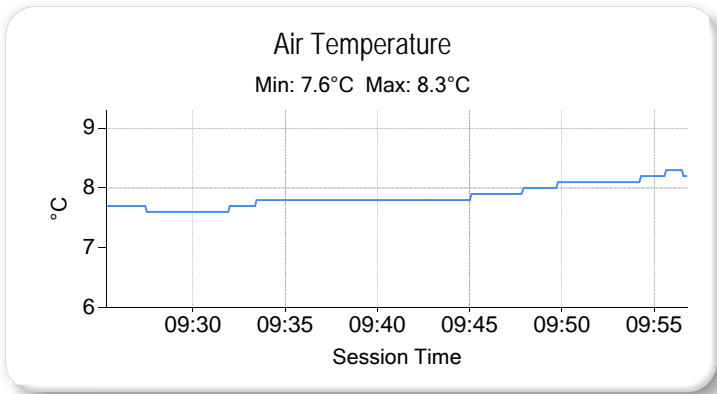


# MCRCB BULLETIN TK075

## 2013 MCE British Superbike Championship - Round 2

## 2013 Monster Energy British Motostar Championship

### QUALIFYING 1 - WEATHER CONDITIONS



Weather / Track : Cloudy / Dry

Results can be found at [www.tsl-timing.com](http://www.tsl-timing.com)

Thruxton  
Circuit Length = 2.3560 miles  
Start: 09:30 Flag 09:55 End: 09:56

Printed - 09:59 Saturday, 13 April 2013

## QUALIFYING - COMBINED CLASSIFICATION



POS	NO	CL	PIC NAME	ENTRY	FIRST		SECOND		GAP	DIFF
					TIME	LAPS	TIME	LAPS		
1	95	M3	1 Tarran MACKENZIE	KTM - Redline KTM	1:23.372	7	1:37.597	11		
2	40	M3	2 Joe FRANCIS	Honda - Team WD40	1:23.425	13		0	0.053	0.053
3	66	M3	3 Joe IRVING	KTM - RS racing / The Toad and Tatle Pub	1:24.023	17	1:40.622	11	0.651	0.598
4	12		1 Edward RENDELL	Honda - Banks Racing	1:25.172	14		0	1.800	1.149
5	17		2 Tom CARNE	Honda - TC Racing/sp125 racing	1:25.198	18		0	1.826	0.026
6	34		3 Jordan WEAVING	Honda - SP125 / Jordan Racing	1:25.310	17		0	1.938	0.112
7	27		4 Catherine GREEN	Honda - RS Racing	1:25.393	16	1:40.942	13	2.021	0.083
8	2		5 Paul JORDAN	Seel Honda - Repli-Cast UK	1:25.705	17		0	2.333	0.312
9	35		6 Elliot LODGE	Honda - SP125/SpikeRacing	1:26.125	13		0	2.753	0.420
10	42	M3	4 James HOBSON	Honda - Two 4 Motorsport	1:26.160	17	1:42.342	10	2.788	0.035
11	10		7 Peter SUTHERLAND	Aprilia - Kinpac Racing	1:26.206	16		0	2.834	0.046
12	43		8 Arnie SHELTON	Honda - e3 motorsport	1:27.003	11	1:45.135	4	3.631	0.797
13	80		9 Callum BEY	Honda - RCD Motorsport	1:27.147	17	1:36.679	15	3.775	0.144
14	44		10 Jake BAYFORD	Honda - j4ke.com	1:27.578	15		0	4.206	0.431
15	3		11 Taz TAYLOR	Honda - Two Wheel / e3 motorsport	1:28.188	16	1:39.262	10	4.816	0.610
16	14		12 Adam McLEAN	Honda - Adam Mclean Racing / Banks Racing	1:28.787	16	1:42.028	9	5.415	0.599
17	72		13 Ricky TARREN	Honda - Cresswell racing	1:28.802	14	1:38.599	13	5.430	0.015
18	13	M3	5 Sam BURMAN	Honda - WNT/Burman Racing	1:28.952	17	1:41.620	14	5.580	0.150
19	41		14 Milo WARD	Luyten Honda - FPW Racing	1:28.964	16	1:38.485	12	5.592	0.012
20	36		15 Jayson URIBE	Honda - Cresswell Racing	1:29.669	7	1:38.566	13	6.297	0.705
21	22		16 Stephanie WADDELOW	Aprilia - Moto Strada	1:30.355	15	1:37.611	12	6.983	0.686
22	73	M3	6 Justin WARING	Honda - Repli-Cast UK	1:30.850	15		0	7.478	0.495
23	24		17 Daniel COSTILLA	KTM - Cresswell racing	1:31.601	16	1:44.323	13	8.229	0.751
24	21		18 Jason DOUGLAS	Honda - SGR Racing	1:31.643	14	1:38.239	12	8.271	0.042
25	11		19 Joseph THOMAS	Honda - Moto UK Racing	1:32.075	13	1:55.481	5	8.703	0.432
26	64		20 Asher DURHAM	Seel Honda - Repli-Cast UK	1:32.088	12	1:48.269	11	8.716	0.013
27	48		21 Steve LAWTON	Honda - Cresswell Racing		1		0		

Weather / Track : Rain / Wet

These results are provisional until the conclusion of any judicial and technical matters.

Thruxton

Circuit Length = 2.3560 miles

Start: 13:05 Flag 13:30 End: 13:32

Race Director :

Stewards :

Timekeeper :

Results can be found at [www.britishsuperbike.com](http://www.britishsuperbike.com)

Printed - 13:37 Saturday, 13 April 2013

## QUALIFYING 2 - CLASSIFICATION



POS	NO	CL	PIC NAME	ENTRY	TIME	ON	LAPS	GAP	DIFF	MPH
1	80		1 Callum BEY	Honda - RCD Motorsport	1:36.679	15	15			87.72
2	95	M3	1 Tarran MACKENZIE	KTM - Redline KTM	1:37.597	11	11	0.918	0.918	86.90
3	22		2 Stephanie WADDELOW	Aprilia - Moto Strada	1:37.611	12	12	0.932	0.014	86.89
4	21		3 Jason DOUGLAS	Honda - SGR Racing	1:38.239	9	12	1.560	0.628	86.33
5	41		4 Milo WARD	Luyten Honda - FPW Racing	1:38.485	12	12	1.806	0.246	86.12
6	36		5 Jayson URIBE	Honda - Cresswell Racing	1:38.566	11	13	1.887	0.081	86.05
7	72		6 Ricky TARREN	Honda - Cresswell racing	1:38.599	13	13	1.920	0.033	86.02
8	3		7 Taz TAYLOR	Honda - Two Wheel / e3 motorsport	1:39.262	10	10	2.583	0.663	85.44
9	66	M3	2 Joe IRVING	KTM - RS racing / The Toad and Tatie Pub	1:40.622	6	11	3.943	1.360	84.29
10	27		8 Catherine GREEN	Honda - RS Racing	1:40.942	11	13	4.263	0.320	84.02
11	13	M3	3 Sam BURMAN	Honda - WNT/Burman Racing	1:41.620	11	14	4.941	0.678	83.46
12	14		9 Adam McLEAN	Honda - Adam Mclean Racing / Banks Racing	1:42.028	8	9	5.349	0.408	83.13
13	42	M3	4 James HOBSON	Honda - Two 4 Motorsport	1:42.342	8	10	5.663	0.314	82.87
14	24		10 Daniel COSTILLA	KTM - Cresswell racing	1:44.323	12	13	7.644	1.981	81.30
15	43		11 Arnie SHELTON	Honda - e3 motorsport	1:45.135	3	4	8.456	0.812	80.67

QUALIFYING LAPTIME (110.0% of 1:36.679) = 1:46.346

16	64		12 Asher DURHAM	Seel Honda - Repli-Cast UK	1:48.269	6	11	11.590	3.134	78.33
17	11		13 Joseph THOMAS	Honda - Moto UK Racing	1:55.481	4	5	18.802	7.212	73.44
18	2		14 Paul JORDAN	Seel Honda - Repli-Cast UK						
19	10		15 Peter SUTHERLAND	Aprilia - Kinpac Racing						
20	12		16 Edward RENDELL	Honda - Banks Racing						
21	17		17 Tom CARNE	Honda - TC Racing/sp125 racing						
22	34		18 Jordan WEAIVING	Honda - SP125 / Jordan Racing						
23	35		19 Elliot LODGE	Honda - SP125/SpikeRacing						
24	40	M3	5 Joe FRANCIS	Honda - Team WD40						
25	44		20 Jake BAYFORD	Honda - j4ke.com						
26	48		21 Steve LAWTON	Honda - Cresswell Racing						
27	73	M3	6 Justin WARING	Honda - Repli-Cast UK						

Weather / Track : Rain / Wet

These results are provisional until the conclusion of any judicial and technical matters.

Thruxton

Circuit Length = 2.3560 miles

Start: 13:05 Flag 13:30 End: 13:32

Race Director :	Stewards :	Timekeeper :
-----------------	------------	--------------

Results can be found at [www.britishsuperbike.com](http://www.britishsuperbike.com)

Printed - 13:33 Saturday, 13 April 2013

# MCRCB BULLETIN TK101

## 2013 MCE British Superbike Championship - Round 2

### 2013 Monster Energy British Motostar Championship

#### QUALIFYING 2 - SECTOR ANALYSIS

SECTOR 1 = FL to I1, SECTOR 2 = I1 to FL, DIFF = Difference To Personal Best Lap

P1		80 Callum BEY			Honda - RCD Motorsport			
LAP	SECTOR 1	SECTOR 2		LAP TIME	MPH	DIFF	TIME OF DAY	
1 -		104.3	40.753	94.9			13:06:53.361	
2 -	1:02.025	109.2	40.290	95.8	1:42.315	82.89	5.636	13:08:35.676
3 -	1:01.559	107.8	38.961	97.6	1:40.520	84.37	3.841	13:10:16.196
4 -	1:00.260	107.8	38.507	97.8	1:38.767	85.87	2.088	13:11:54.963
5 -	59.631	109.6	IN PIT		1:39.042	<b>P</b> 85.63	2.363	13:13:34.005
6 -	OUTLAP	110.1	38.030	97.3	2:55.302	48.38	1:18.623	13:16:29.307
7 -	59.795	108.7	38.270	97.9	1:38.065	86.48	1.386	13:18:07.372
8 -	1:00.825	108.7	38.334	98.5	1:39.159	85.53	2.480	13:19:46.531
9 -	59.200	109.2	38.469	98.3	1:37.669	86.84	0.990	13:21:24.200
10 -	59.121	109.1	38.261	98.5	1:37.382	87.09	0.703	13:23:01.582
11 -	<b>58.997</b>	<b>110.5</b>	37.778	100.4	1:36.775	<b>(3)</b> 87.64	0.096	13:24:38.357
12 -	1:01.233	107.8	37.726	98.8	1:38.959	85.70	2.280	13:26:17.316
13 -	59.353	109.8	37.420	<b>100.7</b>	1:36.773	<b>(2)</b> 87.64	0.094	13:27:54.089
14 -	59.522	110.0	38.262	99.8	1:37.784	86.73	1.105	13:29:31.873
15 -	59.322	110.0	<b>37.357</b>	99.7	<b>1:36.679</b>	<b>(1)</b> <b>87.72</b>		<b>13:31:08.552</b>

P2		95 M3 Tarran MACKENZIE			KTM - Redline KTM			
LAP	SECTOR 1	SECTOR 2		LAP TIME	MPH	DIFF	TIME OF DAY	
1 -	OUTLAP	95.7	43.172	96.8			13:10:56.119	
2 -	1:04.611	108.4	IN PIT		1:43.458	<b>P</b> 81.98	5.861	13:12:39.577
3 -	OUTLAP	109.4	38.303	98.3	3:52.602	36.46	2:15.005	13:16:32.179
4 -	1:02.531	109.2	37.618	97.9	1:40.149	84.68	2.552	13:18:12.328
5 -	1:00.649	109.8	37.921	98.3	1:38.570	86.04	0.973	13:19:50.898
6 -	1:01.475	109.4	IN PIT		1:37.912	<b>P</b> 86.62	0.315	13:21:28.810
7 -	OUTLAP	<b>111.8</b>	37.492	100.4	2:20.531	60.35	42.934	13:23:49.341
8 -	1:00.114	110.0	37.690	101.5	1:37.804	<b>(3)</b> 86.72	0.207	13:25:27.145
9 -	1:00.098	110.1	37.612	102.2	1:37.710	<b>(2)</b> 86.80	0.113	13:27:04.855
10 -	1:01.397	109.1	<b>37.491</b>	<b>102.7</b>	1:38.888	85.76	1.291	13:28:43.743
11 -	<b>1:00.022</b>	110.7	37.575	98.8	<b>1:37.597</b>	<b>(1)</b> <b>86.90</b>		<b>13:30:21.340</b>

P3		22 Stephanie WADDELOW			Aprilia - Moto Strada			
LAP	SECTOR 1	SECTOR 2		LAP TIME	MPH	DIFF	TIME OF DAY	
1 -	OUTLAP	100.0	44.868	83.4			13:08:33.639	
2 -	1:07.485	103.2	43.936	91.5	1:51.421	76.12	13.810	13:10:25.060
3 -	1:03.125	110.9	40.124	101.8	1:43.249	82.14	5.638	13:12:08.309
4 -	1:01.275	114.1	39.111	102.7	1:40.386	84.48	2.775	13:13:48.695
5 -	1:00.686	113.3	39.064	102.2	1:39.750	<b>(2)</b> 85.02	2.139	13:15:28.445
6 -	1:00.920	<b>114.9</b>	39.459	102.6	1:40.379	<b>(3)</b> 84.49	2.768	13:17:08.824
7 -	1:00.928	110.1	IN PIT		1:40.685	<b>P</b> 84.23	3.074	13:18:49.509
8 -	OUTLAP	99.5	IN PIT		2:57.956	<b>P</b> 47.66	1:20.345	13:21:47.465
9 -	OUTLAP	114.5	38.344	98.9	2:50.250	49.81	1:12.639	13:24:37.715
10 -	1:01.970	111.2	IN PIT		1:40.193	<b>P</b> 84.65	2.582	13:26:17.908
11 -	OUTLAP	112.5	39.508	<b>103.2</b>	2:10.676	64.90	33.065	13:28:28.584
12 -	<b>59.745</b>	113.9	<b>37.866</b>	102.6	<b>1:37.611</b>	<b>(1)</b> <b>86.89</b>		<b>13:30:06.195</b>

P4		21 Jason DOUGLAS			Honda - SGR Racing			
LAP	SECTOR 1	SECTOR 2		LAP TIME	MPH	DIFF	TIME OF DAY	
1 -		86.5	45.609	89.1			13:07:07.982	
2 -	1:08.557	98.9	IN PIT		1:51.497	<b>P</b> 76.07	13.258	13:08:59.479
3 -	OUTLAP	102.9	41.790	92.8	6:25.936	21.97	4:47.697	13:15:25.415
4 -	1:03.181	106.6	41.087	96.8	1:44.268	81.34	6.029	13:17:09.683
5 -	1:03.573	107.8	39.051	97.2	1:42.624	82.64	4.385	13:18:52.307
6 -	1:01.437	107.0	38.541	97.6	1:39.978	84.83	1.739	13:20:32.285
7 -	1:01.026	104.5	38.645	<b>98.8</b>	1:39.671	85.09	1.432	13:22:11.956
8 -	1:00.288	<b>108.2</b>	<b>38.167</b>	98.6	1:38.455	<b>(2)</b> 86.14	0.216	13:23:50.411
9 -	<b>59.952</b>	107.8	38.287	98.3	<b>1:38.239</b>	<b>(1)</b> <b>86.33</b>		<b>13:25:28.650</b>
10 -	1:01.581	93.3	38.840	96.6	1:40.421	84.46	2.182	13:27:09.071
11 -	1:00.748	107.5	38.171	97.2	1:38.919	<b>(3)</b> 85.74	0.680	13:28:47.990
12 -	1:03.080	106.5	IN PIT		1:42.354	<b>P</b> 82.86	4.115	13:30:30.344

Weather / Track : Rain / Wet

Thruxton  
Circuit Length = 2.3560 miles  
Start: 13:05 Flag 13:30 End: 13:32

# MCRCB BULLETIN TK101

## 2013 MCE British Superbike Championship - Round 2

### 2013 Monster Energy British Motostar Championship

#### QUALIFYING 2 - SECTOR ANALYSIS

SECTOR 1 = FL to I1, SECTOR 2 = I1 to FL, DIFF = Difference To Personal Best Lap

P5	41	Milo WARD			Luyten Honda - FPW Racing			
LAP		SECTOR 1	SECTOR 2		LAP TIME	MPH	DIFF	TIME OF DAY
1 -		96.4	42.951	94.6				13:07:43.695
2 -	1:04.707	103.5	IN PIT		1:47.110	<b>P</b> 79.18	8.625	13:09:30.805
3 -		102.9	40.819	94.5	6:31.636	21.65	4:53.151	13:16:02.441
4 -	1:02.883	103.4	39.998	95.8	1:42.881	82.44	4.396	13:17:45.322
5 -	1:01.958	104.2	39.124	96.5	1:41.082	83.90	2.597	13:19:26.404
6 -	1:03.434	104.5	41.609	93.9	1:45.043	80.74	6.558	13:21:11.447
7 -	1:03.195	105.0	39.669	96.8	1:42.864	82.45	4.379	13:22:54.311
8 -	1:01.800	<b>106.3</b>	38.813	97.5	1:40.613	84.29	2.128	13:24:34.924
9 -	1:00.925	104.8	38.952	97.1	1:39.877	84.92	1.392	13:26:14.801
10 -	1:00.525	<b>106.3</b>	<b>38.119</b>	97.6	1:38.644	<b>(2)</b> 85.98	0.159	13:27:53.445
11 -	1:00.226	103.8	38.597	<b>97.9</b>	1:38.823	<b>(3)</b> 85.82	0.338	13:29:32.268
12 -	<b>1:00.111</b>	106.1	38.374	96.4	<b>1:38.485</b>	<b>(1)</b> <b>86.12</b>		<b>13:31:10.753</b>

P6	36	Jayson URIBE			Honda - Cresswell Racing			
LAP		SECTOR 1	SECTOR 2		LAP TIME	MPH	DIFF	TIME OF DAY
1 -	OUTLAP	101.8	IN PIT					13:09:09.499
2 -	OUTLAP	104.0	39.835	95.7	2:55.356	48.36	1:16.790	13:12:04.855
3 -	1:03.456	105.1	39.566	96.4	1:43.022	82.32	4.456	13:13:47.877
4 -	1:01.645	108.4	39.534	96.1	1:41.179	83.82	2.613	13:15:29.056
5 -	1:02.390	107.3	38.601	96.4	1:40.991	83.98	2.425	13:17:10.047
6 -	1:02.150	107.2	38.426	95.1	1:40.576	84.33	2.010	13:18:50.623
7 -	1:01.174	101.5	38.492	96.4	1:39.666	85.10	1.100	13:20:30.289
8 -	1:03.449	105.3	37.963	95.5	1:41.412	83.63	2.846	13:22:11.701
9 -	1:00.831	107.0	<b>37.863</b>	95.3	1:38.694	<b>(2)</b> 85.93	0.128	13:23:50.395
10 -	1:00.262	<b>108.7</b>	38.635	97.6	1:38.897	<b>(3)</b> 85.76	0.331	13:25:29.292
11 -	1:00.650	104.5	37.916	97.2	<b>1:38.566</b>	<b>(1)</b> <b>86.05</b>		<b>13:27:07.858</b>
12 -	<b>1:00.088</b>	107.5	38.933	<b>97.8</b>	1:39.021	85.65	0.455	13:28:46.879
13 -	1:01.614	105.1	38.277	96.4	1:39.891	84.90	1.325	13:30:26.770

P7	72	Ricky TARREN			Honda - Cresswell racing			
LAP		SECTOR 1	SECTOR 2		LAP TIME	MPH	DIFF	TIME OF DAY
1 -	OUTLAP	96.1	41.478	91.8				13:08:26.432
2 -	1:07.653	102.2	42.548	93.0	1:50.201	76.96	11.602	13:10:16.633
3 -	1:02.197	103.4	39.568	90.9	1:41.765	83.34	3.166	13:11:58.398
4 -	1:02.154	104.5	IN PIT		1:39.794	<b>P</b> 84.99	1.195	13:13:38.192
5 -	OUTLAP	103.8	40.509	93.4	4:03.597	34.81	2:24.998	13:17:41.789
6 -	1:01.180	104.8	38.864	93.9	1:40.044	84.77	1.445	13:19:21.833
7 -	1:00.369	102.1	38.722	95.4	1:39.091	<b>(3)</b> 85.59	0.492	13:21:00.924
8 -	1:14.718	102.7	38.591	95.7	1:53.309	74.85	14.710	13:22:54.233
9 -	1:01.042	103.7	<b>37.749</b>	94.6	1:38.791	<b>(2)</b> 85.85	0.192	13:24:33.024
10 -	1:00.779	101.2	39.342	89.3	1:40.121	84.71	1.522	13:26:13.145
11 -	1:01.593	<b>105.6</b>	38.166	95.8	1:39.759	85.02	1.160	13:27:52.904
12 -	<b>59.905</b>	104.5	39.359	<b>96.5</b>	1:39.264	85.44	0.665	13:29:32.168
13 -	1:00.634	105.3	37.965	95.5	<b>1:38.599</b>	<b>(1)</b> <b>86.02</b>		<b>13:31:10.767</b>

P8	3	Taz TAYLOR			Honda - Two Wheel / e3 motorsport			
LAP		SECTOR 1	SECTOR 2		LAP TIME	MPH	DIFF	TIME OF DAY
1 -	OUTLAP	98.6	44.668	89.1				13:09:18.518
2 -	1:13.669	88.6	IN PIT		1:59.581	<b>P</b> 70.92	20.319	13:11:18.099
3 -	OUTLAP	106.1	41.507	94.3	3:37.235	39.04	1:57.973	13:14:55.334
4 -	1:05.286	102.7	40.573	93.7	1:45.859	80.12	6.597	13:16:41.193
5 -	1:05.026	104.5	IN PIT		1:45.069	<b>P</b> 80.72	5.807	13:18:26.262
6 -	OUTLAP	98.8	40.446	94.5	5:39.459	24.98	4:00.197	13:24:05.721
7 -	1:02.712	108.5	39.138	<b>97.5</b>	1:41.850	83.27	2.588	13:25:47.571
8 -	1:01.966	107.7	38.908	<b>97.5</b>	1:40.874	<b>(2)</b> 84.08	1.612	13:27:28.445
9 -	1:01.726	106.0	39.404	91.3	1:41.130	<b>(3)</b> 83.86	1.868	13:29:09.575
10 -	<b>1:00.763</b>	<b>111.2</b>	<b>38.499</b>	93.5	<b>1:39.262</b>	<b>(1)</b> <b>85.44</b>		<b>13:30:48.837</b>

Weather / Track : Rain / Wet

Thruxton

Circuit Length = 2.3560 miles

Start: 13:05 Flag 13:30 End: 13:32

# MCRCB BULLETIN TK101

## 2013 MCE British Superbike Championship - Round 2

## 2013 Monster Energy British Motostar Championship

### QUALIFYING 2 - SECTOR ANALYSIS

SECTOR 1 = FL to I1, SECTOR 2 = I1 to FL, DIFF = Difference To Personal Best Lap

P9	66 M3	Joe IRVING			KTM - RS racing / The Toad and Tatie Pub			
LAP	SECTOR 1	SECTOR 2		LAP TIME	MPH	DIFF	TIME OF DAY	
1 -	OUTLAP	100.1	40.684	96.5			13:10:26.311	
2 -	1:05.409	104.5	38.854	99.1	1:44.263	81.34	3.641	13:12:10.574
3 -	1:04.084	105.0	39.069	99.2	1:43.153	82.22	2.531	13:13:53.727
4 -	1:03.579	104.3	IN PIT		1:42.070	<b>P</b> 83.09	1.448	13:15:35.797
5 -	OUTLAP	104.5	38.579	100.3	3:26.898	40.99	1:46.276	13:19:02.695
6 -	<b>1:02.021</b>	108.5	38.601	<b>100.7</b>	<b>1:40.622 (1)</b>	<b>84.29</b>		<b>13:20:43.317</b>
7 -	1:02.640	<b>108.7</b>	IN PIT		1:41.465	<b>P</b> 83.59	0.843	13:22:24.782
8 -	OUTLAP	107.8	<b>38.482</b>	100.0	3:41.459	38.29	2:00.837	13:26:06.241
9 -	1:03.745	106.3	38.647	100.1	1:42.392	<b>(3)</b> 82.83	1.770	13:27:48.633
10 -	1:03.920	105.0	39.095	98.9	1:43.015	82.33	2.393	13:29:31.648
11 -	1:02.779	106.5	39.145	97.9	1:41.924	<b>(2)</b> 83.21	1.302	13:31:13.572

P10	27	Catherine GREEN			Honda - RS Racing			
LAP	SECTOR 1	SECTOR 2		LAP TIME	MPH	DIFF	TIME OF DAY	
1 -	OUTLAP	108.2	40.959	93.2			13:10:38.428	
2 -	1:05.049	109.8	42.106	96.2	1:47.155	79.15	6.213	13:12:25.583
3 -	1:05.930	107.8	41.558	97.3	1:47.488	78.90	6.546	13:14:13.071
4 -	1:04.647	109.6	40.386	97.3	1:45.033	80.75	4.091	13:15:58.104
5 -	1:04.465	111.1	39.782	96.6	1:44.247	81.36	3.305	13:17:42.351
6 -	1:03.228	110.0	39.835	98.3	1:43.063	82.29	2.121	13:19:25.414
7 -	1:03.986	102.1	40.905	97.5	1:44.891	80.86	3.949	13:21:10.305
8 -	1:04.018	108.0	39.636	98.2	1:43.654	81.82	2.712	13:22:53.959
9 -	1:03.514	111.6	39.297	<b>100.0</b>	1:42.811	82.49	1.869	13:24:36.770
10 -	1:02.429	111.2	<b>38.994</b>	99.5	1:41.423	<b>(3)</b> 83.62	0.481	13:26:18.193
11 -	<b>1:01.937</b>	<b>112.0</b>	39.005	98.2	<b>1:40.942 (1)</b>	<b>84.02</b>		<b>13:27:59.135</b>
12 -	1:01.997	111.2	39.068	98.1	1:41.065	<b>(2)</b> 83.92	0.123	13:29:40.200
13 -	1:02.317	110.7	IN PIT		1:43.278	<b>P</b> 82.12	2.336	13:31:23.478

P11	13 M3	Sam BURMAN			Honda - WNT/Burman Racing			
LAP	SECTOR 1	SECTOR 2		LAP TIME	MPH	DIFF	TIME OF DAY	
1 -		107.2	43.954	87.0			13:07:00.141	
2 -	1:08.541	107.8	40.877	91.4	1:49.418	77.51	7.798	13:08:49.559
3 -	1:04.494	109.6	41.075	96.8	1:45.569	80.34	3.949	13:10:35.128
4 -	1:07.885	107.8	41.635	94.2	1:49.520	77.44	7.900	13:12:24.648
5 -	1:06.297	107.7	41.075	94.9	1:47.372	78.99	5.752	13:14:12.020
6 -	1:04.091	108.4	40.715	93.3	1:44.806	80.92	3.186	13:15:56.826
7 -	1:03.740	110.0	40.547	<b>97.5</b>	1:44.287	81.32	2.667	13:17:41.113
8 -	1:03.235	109.1	40.005	96.8	1:43.240	<b>(2)</b> 82.15	1.620	13:19:24.353
9 -	1:04.940	105.0	42.115	91.9	1:47.055	79.22	5.435	13:21:11.408
10 -	1:04.044	108.2	40.068	96.1	1:44.112	81.46	2.492	13:22:55.520
11 -	<b>1:02.383</b>	<b>110.7</b>	<b>39.237</b>	96.1	<b>1:41.620 (1)</b>	<b>83.46</b>		<b>13:24:37.140</b>
12 -	1:02.765	108.5	IN PIT		1:42.112	<b>P</b> 83.06	0.492	13:26:19.252
13 -	OUTLAP	107.7	40.095	92.8	2:27.425	57.53	45.805	13:28:46.677
14 -	1:03.765	107.8	39.711	93.5	1:43.476	<b>(3)</b> 81.96	1.856	13:30:30.153

P12	14	Adam McLEAN			Honda - Adam Mclean Racing / Banks Racing			
LAP	SECTOR 1	SECTOR 2		LAP TIME	MPH	DIFF	TIME OF DAY	
1 -	OUTLAP	94.6	44.433	86.0			13:07:36.618	
2 -	1:06.750	106.6	41.578	88.7	1:48.328	<b>(3)</b> 78.29	6.300	13:09:24.946
3 -	1:04.271	107.8	IN PIT		1:49.369	<b>P</b> 77.55	7.341	13:11:14.315
4 -	OUTLAP	107.0	40.515	90.6	5:04.588	27.84	3:22.560	13:16:18.903
5 -	<b>1:01.890</b>	<b>108.0</b>	IN PIT		1:46.583	<b>P</b> 79.57	4.555	13:18:05.486
6 -	OUTLAP	106.3	41.560	86.1	5:38.909	25.02	3:56.881	13:23:44.395
7 -	1:04.090	81.5	42.145	<b>91.8</b>	1:46.235	<b>(2)</b> 79.83	4.207	13:25:30.630
8 -	1:02.554	96.4	<b>39.474</b>	90.4	<b>1:42.028 (1)</b>	<b>83.13</b>		<b>13:27:12.658</b>
9 -	1:03.779	97.5	IN PIT		1:47.732	<b>P</b> 78.72	5.704	13:29:00.390

Weather / Track : Rain / Wet

Thruxton  
Circuit Length = 2.3560 miles  
Start: 13:05 Flag 13:30 End: 13:32

# MCRCB BULLETIN TK101

## 2013 MCE British Superbike Championship - Round 2

## 2013 Monster Energy British Motostar Championship

### QUALIFYING 2 - SECTOR ANALYSIS

SECTOR 1 = FL to I1, SECTOR 2 = I1 to FL, DIFF = Difference To Personal Best Lap

P13	42	M3	James HOBSON		Honda - Two 4 Motorsport			
LAP	SECTOR 1		SECTOR 2		LAP TIME	MPH	DIFF	TIME OF DAY
1 -		106.5	41.402	96.4				13:07:02.440
2 -	1:05.540	107.0	40.205	98.1	1:45.745	80.20	3.403	13:08:48.185
3 -	1:04.598	108.2	40.938	98.2	1:45.536	80.36	3.194	13:10:33.721
4 -	1:04.738	<b>108.4</b>	39.633	97.1	1:44.371	81.26	2.029	13:12:18.092
5 -	1:03.243	107.7	39.684	<b>98.6</b>	1:42.927 <b>(3)</b>	82.40	0.585	13:14:01.019
6 -	<b>1:02.942</b>	108.2	39.570	97.9	1:42.512 <b>(2)</b>	82.73	0.170	13:15:43.531
7 -	1:03.797	107.7	39.334	97.6	1:43.131	82.24	0.789	13:17:26.662
<b>8 -</b>	1:03.239	107.5	<b>39.103</b>	98.1	<b>1:42.342 (1)</b>	<b>82.87</b>		<b>13:19:09.004</b>
9 -	1:03.178	107.5	39.774	98.5	1:42.952	82.38	0.610	13:20:51.956
10 -	1:03.980	104.8	IN PIT		1:44.606 <b>P</b>	81.08	2.264	13:22:36.562

P14	24	Daniel COSTILLA		KTM - Cresswell racing				
LAP	SECTOR 1		SECTOR 2		LAP TIME	MPH	DIFF	TIME OF DAY
1 -	OUTLAP	93.9	46.344	92.5				13:08:37.941
2 -	1:11.656	100.0	44.611	90.1	1:56.267	72.94	11.944	13:10:34.208
3 -	1:10.789	107.0	43.664	92.3	1:54.453	74.10	10.130	13:12:28.661
4 -	1:09.652	99.7	44.874	93.4	1:54.526	74.05	10.203	13:14:23.187
5 -	1:07.674	105.0	43.214	93.0	1:50.888	76.48	6.565	13:16:14.075
6 -	1:07.052	103.7	42.019	96.9	1:49.071	77.76	4.748	13:18:03.146
7 -	1:05.550	108.4	41.978	94.9	1:47.528	78.87	3.205	13:19:50.674
8 -	1:04.311	107.0	41.332	96.6	1:45.643	80.28	1.320	13:21:36.317
9 -	1:03.990	107.3	42.215	96.6	1:46.205	79.86	1.882	13:23:22.522
10 -	1:04.167	108.0	41.218	96.4	1:45.385	80.48	1.062	13:25:07.907
11 -	1:03.766	107.3	<b>41.159</b>	97.3	1:44.925 <b>(3)</b>	80.83	0.602	13:26:52.832
<b>12 -</b>	1:03.041	107.5	41.282	<b>97.6</b>	<b>1:44.323 (1)</b>	<b>81.30</b>		<b>13:28:37.155</b>
13 -	<b>1:02.582</b>	<b>108.7</b>	41.952	90.4	1:44.534 <b>(2)</b>	81.13	0.211	13:30:21.689

P15	43	Arnie SHELTON		Honda - e3 motorsport				
LAP	SECTOR 1		SECTOR 2		LAP TIME	MPH	DIFF	TIME OF DAY
1 -	OUTLAP	102.9	IN PIT			<b>P</b>		13:09:16.194
2 -	OUTLAP	61.6	48.930	<b>94.2</b>	2:41.989	52.35	56.854	13:11:58.183
<b>3 -</b>	1:04.532	104.0	<b>40.603</b>	93.9	<b>1:45.135 (1)</b>	<b>80.67</b>		<b>13:13:43.318</b>
4 -	<b>1:04.031</b>	<b>108.9</b>	IN PIT		1:43.831 <b>P</b>	81.68		13:15:27.149

P16	64	Asher DURHAM		Seel Honda - Repli-Cast UK				
LAP	SECTOR 1		SECTOR 2		LAP TIME	MPH	DIFF	TIME OF DAY
1 -	OUTLAP	94.6	45.443	90.6				13:08:35.822
2 -	1:10.933	102.9	43.974	92.6	1:54.907	73.81	6.638	13:10:30.729
3 -	1:08.419	109.4	IN PIT		1:51.865 <b>P</b>	75.82	3.596	13:12:22.594
4 -	OUTLAP	108.0	43.479	90.4	2:53.960	48.75	1:05.691	13:15:16.554
5 -	1:08.518	107.7	42.949	<b>94.7</b>	1:51.467 <b>(3)</b>	76.09	3.198	13:17:08.021
<b>6 -</b>	<b>1:06.206</b>	<b>110.1</b>	<b>42.063</b>	94.5	<b>1:48.269 (1)</b>	<b>78.33</b>		<b>13:18:56.290</b>
7 -	1:06.499	107.5	42.984	92.8	1:49.483 <b>(2)</b>	77.46	1.214	13:20:45.773
8 -	1:06.814	106.3	IN PIT		1:50.083 <b>P</b>	77.04	1.814	13:22:35.856
9 -	OUTLAP	101.8	43.745	94.3	3:54.494	36.16	2:06.225	13:26:30.350
10 -	1:12.521	98.1	IN PIT		1:57.590 <b>P</b>	72.12	9.321	13:28:27.940
11 -	OUTLAP	94.5	45.829	78.4	2:59.648	47.21	1:11.379	13:31:27.588

P17	11	Joseph THOMAS		Honda - Moto UK Racing				
LAP	SECTOR 1		SECTOR 2		LAP TIME	MPH	DIFF	TIME OF DAY
1 -		89.5	46.457	84.6				13:07:08.672
2 -	1:13.587	95.3	46.114	81.6	1:59.701 <b>(3)</b>	70.85	4.220	13:09:08.373
3 -	1:12.754	92.9	45.654	<b>88.7</b>	1:58.408 <b>(2)</b>	71.63	2.927	13:11:06.781
<b>4 -</b>	<b>1:10.855</b>	<b>96.9</b>	<b>44.626</b>	85.8	<b>1:55.481 (1)</b>	<b>73.44</b>		<b>13:13:02.262</b>
5 -	1:17.992	85.5	IN PIT		2:05.973 <b>P</b>	67.32	10.492	13:15:08.235

Weather / Track : Rain / Wet

Thrupton  
Circuit Length = 2.3560 miles  
Start: 13:05 Flag 13:30 End: 13:32

**MCRCB BULLETIN TK102****2013 MCE British Superbike Championship - Round 2****2013 Monster Energy British Motostar Championship****QUALIFYING 2 - BEST SPEEDS**

POS	SECTOR 1			SECTOR 2			FINISH LINE		
	NO	NAME	MPH	NO	NAME	MPH	NO	NAME	MPH
1	22	Stephanie WADDELOW	114.9				22	Stephanie WADDELOW	103.2
2	27	Catherine GREEN	112.0				95	Tarran MACKENZIE	102.7
3	95	Tarran MACKENZIE	111.8				66	Joe IRVING	100.7
4	3	Taz TAYLOR	111.2				80	Callum BEY	100.7
5	13	Sam BURMAN	110.7				27	Catherine GREEN	100.0
6	80	Callum BEY	110.5				21	Jason DOUGLAS	98.8
7	64	Asher DURHAM	110.1				42	James HOBSON	98.6
8	43	Arnie SHELTON	108.9				41	Milo WARD	97.9
9	24	Daniel COSTILLA	108.7				36	Jayson URIBE	97.8
10	36	Jayson URIBE	108.7				24	Daniel COSTILLA	97.6
11	66	Joe IRVING	108.7				3	Taz TAYLOR	97.5
12	42	James HOBSON	108.4				13	Sam BURMAN	97.5
13	21	Jason DOUGLAS	108.2				72	Ricky TARREN	96.5
14	14	Adam McLEAN	108.0				64	Asher DURHAM	94.7
15	41	Milo WARD	106.3				43	Arnie SHELTON	94.2
16	72	Ricky TARREN	105.6				14	Adam McLEAN	91.8
17	11	Joseph THOMAS	96.9				11	Joseph THOMAS	88.7
18									
19									
20									
21									
22									
23									
24									
25									
26									
27									

Weather / Track : Rain / Wet

Results can be found at [www.tsl-timing.com](http://www.tsl-timing.com)Thrupton  
Circuit Length = 2.3560 miles  
Start: 13:05 Flag 13:30 End: 13:32

Printed - 13:34 Saturday, 13 April 2013



**MCRCB BULLETIN TK103**

**2013 MCE British Superbike Championship - Round 2**

**2013 Monster Energy British Motostar Championship**

**QUALIFYING 2 - BEST SECTORS**

SECTOR 1			SECTOR 2			IDEAL / BEST COMPARISON						
POS	NO	NAME	TIME	NO	NAME	TIME	POS	NO	NAME	IDEAL	BEST	DIFF
1	80	BEY	<b>58.997</b>	80	BEY	<b>37.357</b>						
2	22	WADDELOW	<b>59.745</b>	95	MACKENZIE	<b>37.491</b>	1	80	BEY	1:36.354	1:36.679	0.325
3	72	TARREN	<b>59.905</b>	72	TARREN	<b>37.749</b>	2	95	MACKENZIE	1:37.513	1:37.597	0.084
4	21	DOUGLAS	<b>59.952</b>	36	URIBE	<b>37.863</b>	3	22	WADDELOW	1:37.611	1:37.611	0.000
5	95	MACKENZIE	<b>1:00.022</b>	22	WADDELOW	<b>37.866</b>	4	72	TARREN	1:37.654	1:38.599	0.945
6	36	URIBE	<b>1:00.088</b>	41	WARD	<b>38.119</b>	5	36	URIBE	1:37.951	1:38.566	0.615
7	41	WARD	<b>1:00.111</b>	21	DOUGLAS	<b>38.167</b>	6	21	DOUGLAS	1:38.119	1:38.239	0.120
8	3	TAYLOR	<b>1:00.763</b>	66	IRVING	<b>38.482</b>	7	41	WARD	1:38.230	1:38.485	0.255
9	14	McLEAN	<b>1:01.890</b>	3	TAYLOR	<b>38.499</b>	8	3	TAYLOR	1:39.262	1:39.262	0.000
10	27	GREEN	<b>1:01.937</b>	27	GREEN	<b>38.994</b>	9	66	IRVING	1:40.503	1:40.622	0.119
11	66	IRVING	<b>1:02.021</b>	42	HOBSON	<b>39.103</b>	10	27	GREEN	1:40.931	1:40.942	0.011
12	13	BURMAN	<b>1:02.383</b>	13	BURMAN	<b>39.237</b>	11	14	McLEAN	1:41.364	1:42.028	0.664
13	24	COSTILLA	<b>1:02.582</b>	14	McLEAN	<b>39.474</b>	12	13	BURMAN	1:41.620	1:41.620	0.000
14	42	HOBSON	<b>1:02.942</b>	43	SHELTON	<b>40.603</b>	13	42	HOBSON	1:42.045	1:42.342	0.297
15	43	SHELTON	<b>1:04.031</b>	24	COSTILLA	<b>41.159</b>	14	24	COSTILLA	1:43.741	1:44.323	0.582
16	64	DURHAM	<b>1:06.206</b>	64	DURHAM	<b>42.063</b>	15	43	SHELTON	1:44.634	1:45.135	0.501
17	11	THOMAS	<b>1:10.855</b>	11	THOMAS	<b>44.626</b>	16	64	DURHAM	1:48.269	1:48.269	0.000
18							17	11	THOMAS	1:55.481	1:55.481	0.000
19												
20												
21												
22												
23												
24												
25												
26												
27												

Weather / Track : Rain / Wet

Results can be found at [www.tsl-timing.com](http://www.tsl-timing.com)

Thruxton  
 Circuit Length = 2.3560 miles  
 Start: 13:05 Flag 13:30 End: 13:32

Printed - 13:35 Saturday, 13 April 2013



ROW 7		48 Steve LAWTON	1:32.088	64 Asher DURHAM	1:32.075	11 Joseph THOMAS			
ROW 6	21 Jason DOUGLAS	1:31.643	24 Daniel COSTILLA	1:31.601	73 Justin WARING	1:30.850	22 Stephanie WADDELOW	1:30.355	
ROW 5		36 Jayson URIBE	1:29.669	41 Milo WARD	1:28.964	13 Sam BURMAN	1:28.952	72 Ricky TARREN	1:28.802
ROW 4	14 Adam McLEAN	1:28.787	3 Taz TAYLOR	1:28.188	44 Jake BAYFORD	1:27.578	80 Callum BEY	1:27.147	
ROW 3		43 Arnie SHELTON	1:27.003	10 Peter SUTHERLAND	1:26.206	42 James HOBSON	1:26.160	35 Elliot LODGE	1:26.125
ROW 2	2 Paul JORDAN	1:25.705	27 Catherine GREEN	1:25.393	34 Jordan WEAIVING	1:25.310	17 Tom CARNE	1:25.198	
ROW 1		12 Edward RENDELL	1:25.172	66 Joe IRVING	1:24.023	40 Joe FRANCIS	1:23.425	95 Tarran MACKENZIE	1:23.372
<b>Pole</b>									

Thruxton  
Circuit Length = 2.3560 miles

These results are provisional until the conclusion of any judicial and technical matters.

Race Director :	Stewards :	Timekeeper :
-----------------	------------	--------------

Results can be found at [www.britishsuperbike.com](http://www.britishsuperbike.com)

Printed - 13:44 Saturday, 13 April 2013

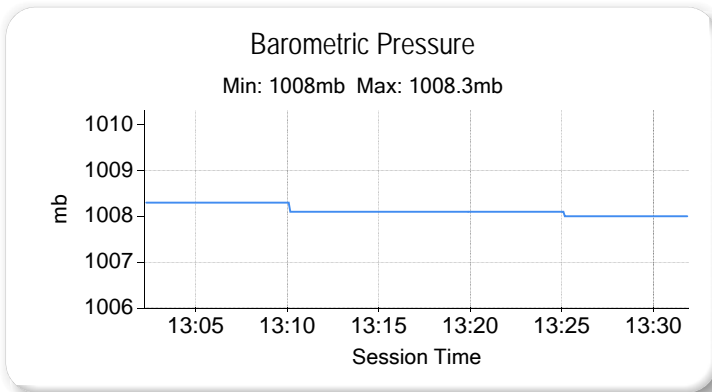
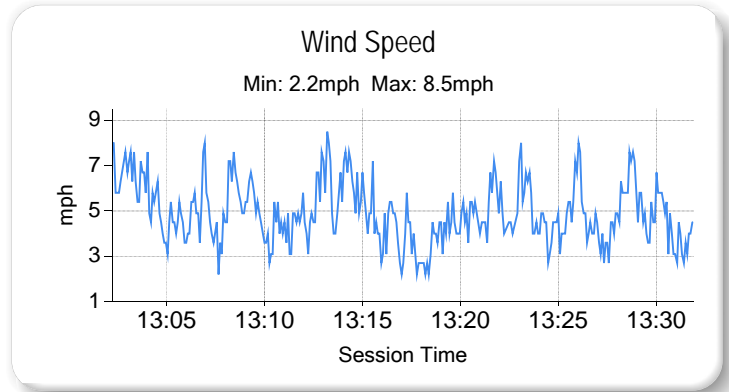
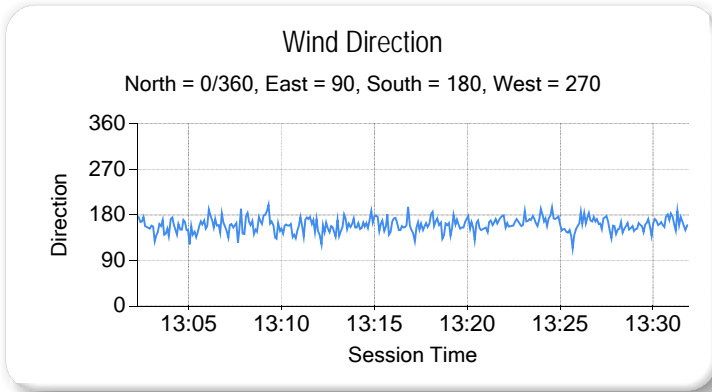
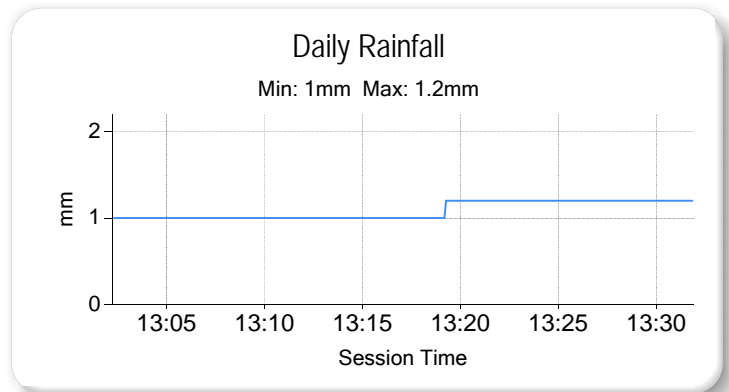
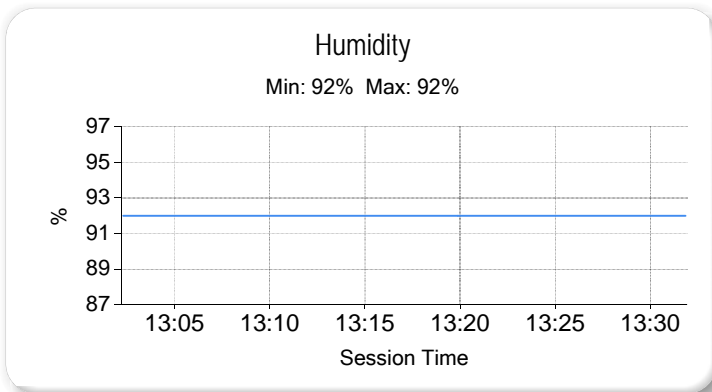
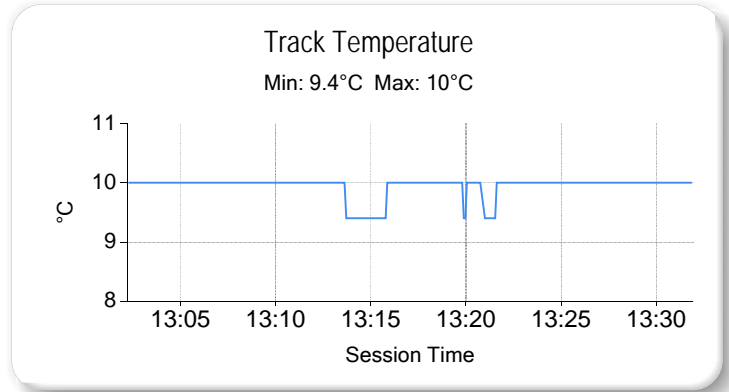
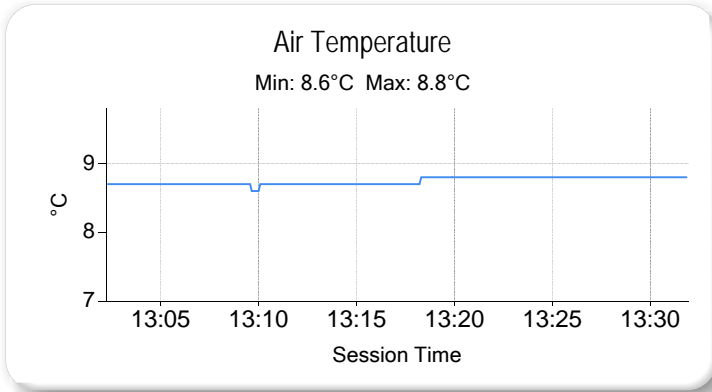


# MCRCB BULLETIN TK104

## 2013 MCE British Superbike Championship - Round 2

## 2013 Monster Energy British Motostar Championship

### QUALIFYING 2 - WEATHER CONDITIONS



Weather / Track : Rain / Wet

Results can be found at [www.tsl-timing.com](http://www.tsl-timing.com)

Thruxton  
Circuit Length = 2.3560 miles  
Start: 13:05 Flag 13:30 End: 13:32

Printed - 13:35 Saturday, 13 April 2013

## WARM-UP - CLASSIFICATION



POS	NO	CL	PIC NAME	ENTRY	TIME	ON	LAPS	GAP	DIFF	MPH
1	40	M3	1 Joe FRANCIS	Honda - Team WD40	1:25.773	4	6			98.88
2	95	M3	2 Tarran MACKENZIE	KTM - Redline KTM	1:27.184	5	5	1.411	1.411	97.28
3	12		1 Edward RENDELL	Honda - Banks Racing	1:27.567	6	6	1.794	0.383	96.85
4	10		2 Peter SUTHERLAND	Aprilia - Kinpac Racing	1:27.626	6	6	1.853	0.059	96.79
5	66	M3	3 Joe IRVING	KTM - RS racing / The Toad and Tatie Pub	1:29.252	6	6	3.479	1.626	95.02
6	27		3 Catherine GREEN	Honda - RS Racing	1:29.759	3	6	3.986	0.507	94.49
7	2		4 Paul JORDAN	Seel Honda - Repli-Cast UK	1:30.038	5	5	4.265	0.279	94.20
8	13	M3	4 Sam BURMAN	Honda - WNT/Burman Racing	1:30.105	5	6	4.332	0.067	94.13
9	48		5 Steve LAWTON	Honda - Cresswell Racing	1:30.454	3	4	4.681	0.349	93.76
10	21		6 Jason DOUGLAS	Honda - SGR Racing	1:30.507	4	5	4.734	0.053	93.71
11	41		7 Milo WARD	Luyten Honda - FPW Racing	1:31.036	5	6	5.263	0.529	93.16
12	44		8 Jake BAYFORD	Honda - j4ke.com	1:31.178	5	5	5.405	0.142	93.02
13	42	M3	5 James HOBSON	Honda - Two 4 Motorsport	1:31.726	5	5	5.953	0.548	92.46
14	17		9 Tom CARNE	Honda - TC Racing/sp125 racing	1:31.832	4	4	6.059	0.106	92.36
15	22		10 Stephanie WADDELOW	Aprilia - Moto Strada	1:32.221	4	5	6.448	0.389	91.97
16	72		11 Ricky TARREN	Honda - Cresswell racing	1:32.469	4	5	6.696	0.248	91.72
17	3		12 Taz TAYLOR	Honda - Two Wheel / e3 motorsport	1:32.755	5	5	6.982	0.286	91.44
18	73	M3	6 Justin WARING	Honda - Repli-Cast UK	1:33.104	3	5	7.331	0.349	91.09
19	64		13 Asher DURHAM	Seel Honda - Repli-Cast UK	1:33.107	4	5	7.334	0.003	91.09
20	36		14 Jayson URIBE	Honda - Cresswell Racing	1:33.283	4	5	7.510	0.176	90.92
21	43		15 Arnie SHELTON	Honda - e3 motorsport	1:34.461	5	5	8.688	1.178	89.78
22	34		16 Jordan WEAVING	Honda - SP125 / Jordan Racing	1:34.558	5	5	8.785	0.097	89.69
23	35		17 Elliot LODGE	Honda - SP125/SpikeRacing	1:35.206	5	5	9.433	0.648	89.08
24	24		18 Daniel COSTILLA	KTM - Cresswell racing	1:35.895	5	5	10.122	0.689	88.44
25	14		19 Adam McLEAN	Honda - Adam Mclean Racing / Banks Racing	1:37.066	4	4	11.293	1.171	87.37
26	11		20 Joseph THOMAS	Honda - Moto UK Racing	1:38.590	5	5	12.817	1.524	86.02

QUALIFYING LAPTIME (110.0% of 1:25.773) = 1:34.350

Weather / Track : Bright / Drying

These results are provisional until the conclusion of any judicial and technical matters.

Thruxton

Circuit Length = 2.3560 miles

Start: 11:05 Flag 11:13 End: 11:15

Race Director :	Stewards :	Timekeeper :
-----------------	------------	--------------

Results can be found at [www.britishsuperbike.com](http://www.britishsuperbike.com)

Printed - 11:16 Sunday, 14 April 2013



**MCRCB BULLETIN TK148**

**2013 MCE British Superbike Championship - Round 2**

**2013 Monster Energy British Motostar Championship**

**WARM-UP - SECTOR ANALYSIS**

SECTOR 1 = FL to I1, SECTOR 2 = I1 to FL, DIFF = Difference To Personal Best Lap

<b>P1</b>		<b>40 M3</b>		<b>Joe FRANCIS</b>		Honda - Team WD40		
LAP	SECTOR 1	SECTOR 2	LAP TIME	MPH	DIFF	TIME OF DAY		
1 -	OUTLAP	110.7	35.707	96.0		11:06:44.773		
2 -	53.177	111.1	34.387	99.8	1:27.564	96.86	1.791	11:08:12.337
3 -	52.656	111.8	33.926	<b>101.3</b>	1:26.582 (3)	97.96	0.809	11:09:38.919
4 -	<b>51.943</b>	112.0	<b>33.830</b>	100.1	<b>1:25.773 (1)</b>	<b>98.88</b>		<b>11:11:04.692</b>
5 -	51.992	<b>112.7</b>	33.949	99.4	1:25.941 (2)	98.69	0.168	11:12:30.633
6 -	52.796	112.2	33.974	98.6	1:26.770	97.74	0.997	11:13:57.403

<b>P2</b>		<b>95 M3</b>		<b>Tarran MACKENZIE</b>		KTM - Redline KTM		
LAP	SECTOR 1	SECTOR 2	LAP TIME	MPH	DIFF	TIME OF DAY		
1 -	OUTLAP	114.5	35.356	102.4		11:06:46.467		
2 -	54.203	116.5	IN PIT		1:28.375 P	95.97	1.191	11:08:14.842
3 -	OUTLAP	116.5	<b>34.103</b>	103.8	2:13.271	63.64	46.087	11:10:28.113
4 -	54.283	115.7	34.316	102.6	1:28.599 (2)	95.73	1.415	11:11:56.712
5 -	<b>52.974</b>	<b>118.5</b>	34.210	<b>104.6</b>	<b>1:27.184 (1)</b>	<b>97.28</b>		<b>11:13:23.896</b>

<b>P3</b>		<b>12</b>		<b>Edward RENDELL</b>		Honda - Banks Racing		
LAP	SECTOR 1	SECTOR 2	LAP TIME	MPH	DIFF	TIME OF DAY		
1 -	OUTLAP	109.8	37.088	94.2		11:07:00.010		
2 -	54.694	110.7	35.162	97.8	1:29.856	94.39	2.289	11:08:29.866
3 -	53.947	108.4	34.958	98.6	1:28.905	95.40	1.338	11:09:58.771
4 -	53.813	<b>112.2</b>	34.969	97.8	1:28.782 (3)	95.53	1.215	11:11:27.553
5 -	53.529	111.6	34.877	99.1	1:28.406 (2)	95.93	0.839	11:12:55.959
6 -	<b>53.095</b>	109.8	<b>34.472</b>	<b>99.4</b>	<b>1:27.567 (1)</b>	<b>96.85</b>		<b>11:14:23.526</b>

<b>P4</b>		<b>10</b>		<b>Peter SUTHERLAND</b>		Aprilia - Kinpac Racing		
LAP	SECTOR 1	SECTOR 2	LAP TIME	MPH	DIFF	TIME OF DAY		
1 -	OUTLAP	<b>114.1</b>	36.048	98.8		11:06:50.323		
2 -	55.918	109.1	34.630	<b>99.5</b>	1:30.548	93.66	2.922	11:08:20.871
3 -	54.103	112.4	34.687	98.5	1:28.790 (2)	95.52	1.164	11:09:49.661
4 -	55.211	112.0	34.996	99.2	1:30.207	94.02	2.581	11:11:19.868
5 -	54.769	111.8	34.828	98.8	1:29.597 (3)	94.66	1.971	11:12:49.465
6 -	<b>53.138</b>	111.4	<b>34.488</b>	99.4	<b>1:27.626 (1)</b>	<b>96.79</b>		<b>11:14:17.091</b>

<b>P5</b>		<b>66 M3</b>		<b>Joe IRVING</b>		KTM - RS racing / The Toad and Tatie Pub		
LAP	SECTOR 1	SECTOR 2	LAP TIME	MPH	DIFF	TIME OF DAY		
1 -	OUTLAP	<b>115.1</b>	35.969	101.3		11:06:49.909		
2 -	56.319	109.2	35.585	103.7	1:31.904	92.28	2.652	11:08:21.813
3 -	56.100	110.1	35.695	102.1	1:31.795	92.39	2.543	11:09:53.608
4 -	54.958	113.9	34.935	103.4	1:29.893 (3)	94.35	0.641	11:11:23.501
5 -	54.746	114.3	35.007	103.0	1:29.753 (2)	94.49	0.501	11:12:53.254
6 -	<b>54.394</b>	112.4	<b>34.858</b>	<b>104.3</b>	<b>1:29.252 (1)</b>	<b>95.02</b>		<b>11:14:22.506</b>

<b>P6</b>		<b>27</b>		<b>Catherine GREEN</b>		Honda - RS Racing		
LAP	SECTOR 1	SECTOR 2	LAP TIME	MPH	DIFF	TIME OF DAY		
1 -		112.4	37.292	99.7		11:06:53.940		
2 -	56.189	113.5	36.062	101.0	1:32.251	91.94	2.492	11:08:26.191
3 -	54.751	114.9	<b>35.008</b>	100.3	<b>1:29.759 (1)</b>	<b>94.49</b>		<b>11:09:55.950</b>
4 -	55.852	113.7	35.555	<b>102.4</b>	1:31.407	92.78	1.648	11:11:27.357
5 -	<b>54.538</b>	<b>115.3</b>	35.342	101.0	1:29.880 (2)	94.36	0.121	11:12:57.237
6 -	54.960	112.2	35.503	101.5	1:30.463 (3)	93.75	0.704	11:14:27.700

<b>P7</b>		<b>2</b>		<b>Paul JORDAN</b>		Seel Honda - Repli-Cast UK		
LAP	SECTOR 1	SECTOR 2	LAP TIME	MPH	DIFF	TIME OF DAY		
1 -	OUTLAP	97.8	42.757	90.4		11:07:00.998		
2 -	1:00.891	93.2	40.345	91.8	1:41.236	83.78	11.198	11:08:42.234
3 -	56.228	101.2	38.965	99.8	1:35.193 (3)	89.09	5.155	11:10:17.427

Weather / Track : Bright / Drying

Thruxton  
Circuit Length = 2.3560 miles  
Start: 11:05 Flag 11:13 End: 11:15

# MCRCB BULLETIN TK148

## 2013 MCE British Superbike Championship - Round 2

## 2013 Monster Energy British Motostar Championship

### WARM-UP - SECTOR ANALYSIS

SECTOR 1 = FL to I1, SECTOR 2 = I1 to FL, DIFF = Difference To Personal Best Lap

4 -	54.376	113.7	<b>35.886</b>	99.7	1:30.262 (2)	93.96	0.224	11:11:47.689
5 -	<b>54.061</b>	<b>114.9</b>	35.977	<b>100.0</b>	<b>1:30.038 (1)</b>	<b>94.20</b>		<b>11:13:17.727</b>

P8	13 M3	Sam BURMAN			Honda - WNT/Burman Racing			
LAP	SECTOR 1		SECTOR 2		LAP TIME	MPH	DIFF	TIME OF DAY
1 -	OUTLAP	112.5	37.869	98.1				11:06:51.242
2 -	56.205	113.3	36.869	98.5	1:33.074	91.12	2.969	11:08:24.316
3 -	56.189	113.7	36.379	99.8	1:32.568	91.62	2.463	11:09:56.884
4 -	55.335	<b>115.1</b>	36.357	99.2	1:31.692 (3)	92.50	1.587	11:11:28.576
5 -	<b>54.442</b>	114.1	<b>35.663</b>	<b>100.1</b>	<b>1:30.105 (1)</b>	<b>94.13</b>		<b>11:12:58.681</b>
6 -	55.032	113.9	35.971	99.5	1:31.003 (2)	93.20	0.898	11:14:29.684

P9	48	Steve LAWTON			Honda - Cresswell Racing			
LAP	SECTOR 1		SECTOR 2		LAP TIME	MPH	DIFF	TIME OF DAY
1 -	OUTLAP	95.5	40.644	93.0				11:08:46.163
2 -	58.294	104.2	37.111	98.3	1:35.405 (3)	88.90	4.951	11:10:21.568
3 -	<b>54.561</b>	107.5	<b>35.893</b>	96.4	<b>1:30.454 (1)</b>	<b>93.76</b>		<b>11:11:52.022</b>
4 -	55.705	<b>110.0</b>	36.093	<b>99.8</b>	1:31.798 (2)	92.39	1.344	11:13:23.820

P10	21	Jason DOUGLAS			Honda - SGR Racing			
LAP	SECTOR 1		SECTOR 2		LAP TIME	MPH	DIFF	TIME OF DAY
1 -	OUTLAP	106.1	37.629	97.2				11:06:56.998
2 -	57.245	97.5	IN PIT		1:37.589 P	86.91	7.082	11:08:34.587
3 -	OUTLAP	107.0	36.103	<b>98.5</b>	2:12.658	63.93	42.151	11:10:47.245
4 -	54.810	<b>109.2</b>	<b>35.697</b>	97.8	<b>1:30.507 (1)</b>	<b>93.71</b>		<b>11:12:17.752</b>
5 -	<b>54.707</b>	108.9	35.875	98.3	1:30.582 (2)	93.63	0.075	11:13:48.334

P11	41	Milo WARD			Luyten Honda - FPW Racing			
LAP	SECTOR 1		SECTOR 2		LAP TIME	MPH	DIFF	TIME OF DAY
1 -		<b>112.2</b>	37.188	97.1				11:06:51.352
2 -	56.330	111.2	37.011	95.7	1:33.341	90.86	2.305	11:08:24.693
3 -	55.613	108.4	<b>35.832</b>	97.2	1:31.445 (2)	92.75	0.409	11:09:56.138
4 -	55.552	109.2	36.144	<b>97.9</b>	1:31.696 (3)	92.49	0.660	11:11:27.834
5 -	<b>54.913</b>	110.3	36.123	<b>97.9</b>	<b>1:31.036 (1)</b>	<b>93.16</b>		<b>11:12:58.870</b>
6 -	56.041	110.0	35.840	97.8	1:31.881	92.31	0.845	11:14:30.751

P12	44	Jake BAYFORD			Honda - j4ke.com			
LAP	SECTOR 1		SECTOR 2		LAP TIME	MPH	DIFF	TIME OF DAY
1 -	OUTLAP	104.8	39.497	93.4				11:07:00.521
2 -	59.582	108.0	37.719	95.8	1:37.301	87.16	6.123	11:08:37.822
3 -	57.047	102.1	36.966	97.3	1:34.013 (2)	90.21	2.835	11:10:11.835
4 -	57.419	109.6	37.817	90.4	1:35.236 (3)	89.05	4.058	11:11:47.071
5 -	<b>54.967</b>	<b>113.5</b>	<b>36.211</b>	<b>98.5</b>	<b>1:31.178 (1)</b>	<b>93.02</b>		<b>11:13:18.249</b>

P13	42 M3	James HOBSON			Honda - Two 4 Motorsport			
LAP	SECTOR 1		SECTOR 2		LAP TIME	MPH	DIFF	TIME OF DAY
1 -	OUTLAP	99.8	40.063	97.1				11:07:01.167
2 -	59.800	109.4	37.340	100.6	1:37.140	87.31	5.414	11:08:38.307
3 -	57.052	111.1	36.757	100.4	1:33.809 (3)	90.41	2.083	11:10:12.116
4 -	56.477	112.0	37.130	99.2	1:33.607 (2)	90.60	1.881	11:11:45.723
5 -	<b>55.455</b>	<b>112.2</b>	<b>36.271</b>	<b>100.7</b>	<b>1:31.726 (1)</b>	<b>92.46</b>		<b>11:13:17.449</b>

P14	17	Tom CARNE			Honda - TC Racing/sp125 racing			
LAP	SECTOR 1		SECTOR 2		LAP TIME	MPH	DIFF	TIME OF DAY
1 -	OUTLAP	102.1	IN PIT			<b>P</b>		11:07:50.588
2 -	OUTLAP	112.4	37.569	99.5	2:39.278	53.25	1:07.446	11:10:29.866
3 -	57.637	111.6	36.689	<b>100.7</b>	1:34.326 (2)	89.91	2.494	11:12:04.192
4 -	<b>55.714</b>	<b>117.1</b>	<b>36.118</b>	98.3	<b>1:31.832 (1)</b>	<b>92.36</b>		<b>11:13:36.024</b>

Weather / Track : Bright / Drying

Thruxton  
Circuit Length = 2.3560 miles  
Start: 11:05 Flag 11:13 End: 11:15

# MCRCB BULLETIN TK148

## 2013 MCE British Superbike Championship - Round 2

## 2013 Monster Energy British Motostar Championship

### WARM-UP - SECTOR ANALYSIS

SECTOR 1 = FL to I1, SECTOR 2 = I1 to FL, DIFF = Difference To Personal Best Lap

P15		22		Stephanie WADDELOW		Aprilia - Moto Strada		
LAP	SECTOR 1	SECTOR 2	LAP TIME	MPH	DIFF	TIME OF DAY		
1 -	OUTLAP	113.3	39.568	96.4		11:07:03.303		
2 -	1:02.352	107.2	38.367	99.8	1:40.719	84.21	8.498	11:08:44.022
3 -	58.443	109.4	36.178	<b>102.9</b>	1:34.621 (3)	89.63	2.400	11:10:18.643
4 -	<b>56.337</b>	110.3	<b>35.884</b>	102.7	<b>1:32.221 (1)</b>	<b>91.97</b>		<b>11:11:50.864</b>
5 -	56.652	<b>113.5</b>	35.983	102.1	1:32.635 (2)	91.55	0.414	11:13:23.499

P16		72		Ricky TARREN		Honda - Cresswell racing		
LAP	SECTOR 1	SECTOR 2	LAP TIME	MPH	DIFF	TIME OF DAY		
1 -	OUTLAP	<b>107.3</b>	39.582	92.1		11:07:01.248		
2 -	58.954	106.8	37.163	92.8	1:36.117	88.24	3.648	11:08:37.365
3 -	56.235	105.8	<b>36.412</b>	93.9	1:32.647 (2)	91.54	0.178	11:10:10.012
4 -	<b>55.527</b>	105.6	36.942	<b>95.1</b>	<b>1:32.469 (1)</b>	<b>91.72</b>		<b>11:11:42.481</b>
5 -	55.827	106.6	37.248	94.2	1:33.075 (3)	91.12	0.606	11:13:15.556

P17		3		Taz TAYLOR		Honda - Two Wheel / e3 motorsport		
LAP	SECTOR 1	SECTOR 2	LAP TIME	MPH	DIFF	TIME OF DAY		
1 -	OUTLAP	106.1	40.233	94.2		11:07:07.507		
2 -	1:00.666	105.0	38.442	96.6	1:39.108	85.57	6.353	11:08:46.615
3 -	58.476	<b>109.6</b>	36.863	97.2	1:35.339 (3)	88.96	2.584	11:10:21.954
4 -	58.849	107.2	36.251	96.6	1:35.100 (2)	89.18	2.345	11:11:57.054
5 -	<b>56.576</b>	109.4	<b>36.179</b>	<b>97.9</b>	<b>1:32.755 (1)</b>	<b>91.44</b>		<b>11:13:29.809</b>

P18		73 M3		Justin WARING		Honda - Repli-Cast UK		
LAP	SECTOR 1	SECTOR 2	LAP TIME	MPH	DIFF	TIME OF DAY		
1 -	OUTLAP	102.6	38.027	<b>97.5</b>		11:06:57.718		
2 -	56.871	100.3	38.610	97.1	1:35.481	88.83	2.377	11:08:33.199
3 -	<b>55.828</b>	105.6	<b>37.276</b>	96.5	<b>1:33.104 (1)</b>	<b>91.09</b>		<b>11:10:06.303</b>
4 -	57.107	<b>108.4</b>	37.442	<b>97.5</b>	1:34.549 (3)	89.70	1.445	11:11:40.852
5 -	56.739	107.5	37.451	96.5	1:34.190 (2)	90.04	1.086	11:13:15.042

P19		64		Asher DURHAM		Seel Honda - Repli-Cast UK		
LAP	SECTOR 1	SECTOR 2	LAP TIME	MPH	DIFF	TIME OF DAY		
1 -		108.2	39.125	90.3		11:06:59.795		
2 -	58.009	<b>113.7</b>	37.115	99.5	1:35.124	89.16	2.017	11:08:34.919
3 -	57.396	110.7	36.590	<b>100.3</b>	1:33.986 (3)	90.24	0.879	11:10:08.905
4 -	56.630	108.0	<b>36.477</b>	100.0	<b>1:33.107 (1)</b>	<b>91.09</b>		<b>11:11:42.012</b>
5 -	<b>56.466</b>	105.1	37.438	96.0	1:33.904 (2)	90.32	0.797	11:13:15.916

P20		36		Jayson URIBE		Honda - Cresswell Racing		
LAP	SECTOR 1	SECTOR 2	LAP TIME	MPH	DIFF	TIME OF DAY		
1 -		110.7	38.851	96.1		11:06:59.011		
2 -	58.539	107.0	36.766	97.5	1:35.305 (2)	88.99	2.022	11:08:34.316
3 -	58.196	108.2	37.799	<b>97.6</b>	1:35.995 (3)	88.35	2.712	11:10:10.311
4 -	57.023	107.7	<b>36.260</b>	97.2	<b>1:33.283 (1)</b>	<b>90.92</b>		<b>11:11:43.594</b>
5 -	<b>55.781</b>	<b>112.2</b>	IN PIT		1:52.103 P	75.65	18.820	11:13:35.697

P21		43		Arnie SHELTON		Honda - e3 motorsport		
LAP	SECTOR 1	SECTOR 2	LAP TIME	MPH	DIFF	TIME OF DAY		
1 -	OUTLAP	103.2	38.979	95.1		11:08:09.376		
2 -	1:00.386	105.8	38.078	96.0	1:38.464	86.13	4.003	11:09:47.840
3 -	58.355	<b>111.6</b>	37.175	96.8	1:35.530 (3)	88.78	1.069	11:11:23.370
4 -	<b>57.535</b>	111.2	37.315	97.2	1:34.850 (2)	89.42	0.389	11:12:58.220
5 -	58.050	108.4	<b>36.411</b>	<b>98.8</b>	<b>1:34.461 (1)</b>	<b>89.78</b>		<b>11:14:32.681</b>

Weather / Track : Bright / Drying

Thruxton  
Circuit Length = 2.3560 miles  
Start: 11:05 Flag 11:13 End: 11:15

# MCRCB BULLETIN TK148

## 2013 MCE British Superbike Championship - Round 2

## 2013 Monster Energy British Motostar Championship

### WARM-UP - SECTOR ANALYSIS

SECTOR 1 = FL to I1, SECTOR 2 = I1 to FL, DIFF = Difference To Personal Best Lap

<b>P22 34</b>		<b>Jordan WEAVING</b>			Honda - SP125 / Jordan Racing		
LAP	SECTOR 1	SECTOR 2		LAP TIME	MPH	DIFF	TIME OF DAY
1 -	OUTLAP	105.0	38.435	<b>98.2</b>			11:07:04.908
2 -	1:01.392	102.7	37.931	96.5	1:39.323	4.765	11:08:44.231
3 -	59.697	102.4	37.944	97.3	1:37.641 (3)	3.083	11:10:21.872
4 -	59.081	102.9	37.697	94.7	1:36.778 (2)	2.220	11:11:58.650
5 -	<b>57.522</b>	<b>112.0</b>	<b>37.036</b>	94.3	<b>1:34.558 (1)</b>	<b>89.69</b>	<b>11:13:33.208</b>

<b>P23 35</b>		<b>Elliot LODGE</b>			Honda - SP125/SpikeRacing		
LAP	SECTOR 1	SECTOR 2		LAP TIME	MPH	DIFF	TIME OF DAY
1 -	OUTLAP	105.8	39.136	95.8			11:07:04.755
2 -	1:02.286	108.2	38.014	<b>98.5</b>	1:40.300	5.094	11:08:45.055
3 -	59.379	105.0	38.167	98.3	1:37.546 (3)	2.340	11:10:22.601
4 -	58.653	107.0	<b>37.193</b>	98.2	1:35.846 (2)	0.640	11:11:58.447
5 -	<b>57.424</b>	<b>110.7</b>	37.782	94.9	<b>1:35.206 (1)</b>	<b>89.08</b>	<b>11:13:33.653</b>

<b>P24 24</b>		<b>Daniel COSTILLA</b>			KTM - Cresswell racing		
LAP	SECTOR 1	SECTOR 2		LAP TIME	MPH	DIFF	TIME OF DAY
1 -		99.4	42.206	90.5			11:07:02.970
2 -	1:04.013	108.5	40.078	92.4	1:44.091	8.196	11:08:47.061
3 -	59.800	108.7	38.709	<b>98.2</b>	1:38.509 (3)	2.614	11:10:25.570
4 -	58.540	110.1	<b>37.572</b>	98.1	1:36.112 (2)	0.217	11:12:01.682
5 -	<b>57.484</b>	<b>112.2</b>	38.411	97.9	<b>1:35.895 (1)</b>	<b>88.44</b>	<b>11:13:37.577</b>

<b>P25 14</b>		<b>Adam McLEAN</b>			Honda - Adam Mclean Racing / Banks Racing		
LAP	SECTOR 1	SECTOR 2		LAP TIME	MPH	DIFF	TIME OF DAY
1 -	OUTLAP	103.7	39.518	75.4			11:06:59.856
2 -	1:16.923	52.6	IN PIT		2:24.315 P	47.249	11:09:24.171
3 -	OUTLAP	<b>104.5</b>	39.009	93.2	3:30.693	1:53.627	11:12:54.864
4 -	<b>59.493</b>	98.1	<b>37.573</b>	<b>95.1</b>	<b>1:37.066 (1)</b>	<b>87.37</b>	<b>11:14:31.930</b>

<b>P26 11</b>		<b>Joseph THOMAS</b>			Honda - Moto UK Racing		
LAP	SECTOR 1	SECTOR 2		LAP TIME	MPH	DIFF	TIME OF DAY
1 -	OUTLAP	<b>106.5</b>	39.996	93.2			11:07:01.862
2 -	1:03.939	103.7	40.038	90.1	1:43.977	5.387	11:08:45.839
3 -	1:01.239	100.4	38.863	95.0	1:40.102 (3)	1.512	11:10:25.941
4 -	<b>59.884</b>	103.4	39.049	<b>95.5</b>	1:38.933 (2)	0.343	11:12:04.874
5 -	59.973	105.3	<b>38.617</b>	94.5	<b>1:38.590 (1)</b>	<b>86.02</b>	<b>11:13:43.464</b>

Weather / Track : Bright / Drying

Thruxton  
Circuit Length = 2.3560 miles  
Start: 11:05 Flag 11:13 End: 11:15



**MCRCB BULLETIN TK149****2013 MCE British Superbike Championship - Round 2****2013 Monster Energy British Motostar Championship****WARM-UP - BEST SPEEDS**

POS	SECTOR 1			SECTOR 2			FINISH LINE		
	NO	NAME	MPH	NO	NAME	MPH	NO	NAME	MPH
1	95	Tarran MACKENZIE	118.5				95	Tarran MACKENZIE	104.6
2	17	Tom CARNE	117.1				66	Joe IRVING	104.3
3	27	Catherine GREEN	115.3				22	Stephanie WADDELOW	102.9
4	13	Sam BURMAN	115.1				27	Catherine GREEN	102.4
5	66	Joe IRVING	115.1				40	Joe FRANCIS	101.3
6	2	Paul JORDAN	114.9				17	Tom CARNE	100.7
7	10	Peter SUTHERLAND	114.1				42	James HOBSON	100.7
8	64	Asher DURHAM	113.7				64	Asher DURHAM	100.3
9	22	Stephanie WADDELOW	113.5				13	Sam BURMAN	100.1
10	44	Jake BAYFORD	113.5				2	Paul JORDAN	100.0
11	40	Joe FRANCIS	112.7				48	Steve LAWTON	99.8
12	12	Edward RENDELL	112.2				10	Peter SUTHERLAND	99.5
13	24	Daniel COSTILLA	112.2				12	Edward RENDELL	99.4
14	36	Jayson URIBE	112.2				43	Arnie SHELTON	98.8
15	41	Milo WARD	112.2				21	Jason DOUGLAS	98.5
16	42	James HOBSON	112.2				35	Elliot LODGE	98.5
17	34	Jordan WEAVING	112.0				44	Jake BAYFORD	98.5
18	43	Arnie SHELTON	111.6				24	Daniel COSTILLA	98.2
19	35	Elliot LODGE	110.7				34	Jordan WEAVING	98.2
20	48	Steve LAWTON	110.0				3	Taz TAYLOR	97.9
21	3	Taz TAYLOR	109.6				41	Milo WARD	97.9
22	21	Jason DOUGLAS	109.2				36	Jayson URIBE	97.6
23	73	Justin WARING	108.4				73	Justin WARING	97.5
24	72	Ricky TARREN	107.3				11	Joseph THOMAS	95.5
25	11	Joseph THOMAS	106.5				14	Adam McLEAN	95.1
26	14	Adam McLEAN	104.5				72	Ricky TAREN	95.1

Weather / Track : Bright / Drying

Results can be found at [www.tsl-timing.com](http://www.tsl-timing.com)Thruxton  
Circuit Length = 2.3560 miles  
Start: 11:05 Flag 11:13 End: 11:15

Printed - 11:17 Sunday, 14 April 2013

**MCRCB BULLETIN TK150****2013 MCE British Superbike Championship - Round 2****2013 Monster Energy British Motostar Championship****WARM-UP - BEST SECTORS**

SECTOR 1				SECTOR 2			IDEAL / BEST COMPARISON					
POS	NO	NAME	TIME	NO	NAME	TIME	POS	NO	NAME	IDEAL	BEST	DIFF
1	40	FRANCIS	<b>51.943</b>	40	FRANCIS	<b>33.830</b>						
2	95	MACKENZIE	<b>52.974</b>	95	MACKENZIE	<b>34.103</b>	1	40	FRANCIS	1:25.773	1:25.773	0.000
3	12	RENDELL	<b>53.095</b>	12	RENDELL	<b>34.472</b>	2	95	MACKENZIE	1:27.077	1:27.184	0.107
4	10	SUTHERLAND	<b>53.138</b>	10	SUTHERLAND	<b>34.488</b>	3	12	RENDELL	1:27.567	1:27.567	0.000
5	2	JORDAN	<b>54.061</b>	66	IRVING	<b>34.858</b>	4	10	SUTHERLAND	1:27.626	1:27.626	0.000
6	66	IRVING	<b>54.394</b>	27	GREEN	<b>35.008</b>	5	66	IRVING	1:29.252	1:29.252	0.000
7	13	BURMAN	<b>54.442</b>	13	BURMAN	<b>35.663</b>	6	27	GREEN	1:29.546	1:29.759	0.213
8	27	GREEN	<b>54.538</b>	21	DOUGLAS	<b>35.697</b>	7	2	JORDAN	1:29.947	1:30.038	0.091
9	48	LAWTON	<b>54.561</b>	41	WARD	<b>35.832</b>	8	13	BURMAN	1:30.105	1:30.105	0.000
10	21	DOUGLAS	<b>54.707</b>	22	WADDELOW	<b>35.884</b>	9	21	DOUGLAS	1:30.404	1:30.507	0.103
11	41	WARD	<b>54.913</b>	2	JORDAN	<b>35.886</b>	10	48	LAWTON	1:30.454	1:30.454	0.000
12	44	BAYFORD	<b>54.967</b>	48	LAWTON	<b>35.893</b>	11	41	WARD	1:30.745	1:31.036	0.291
13	42	HOBSON	<b>55.455</b>	17	CARNE	<b>36.118</b>	12	44	BAYFORD	1:31.178	1:31.178	0.000
14	72	TARREN	<b>55.527</b>	3	TAYLOR	<b>36.179</b>	13	42	HOBSON	1:31.726	1:31.726	0.000
15	17	CARNE	<b>55.714</b>	44	BAYFORD	<b>36.211</b>	14	17	CARNE	1:31.832	1:31.832	0.000
16	36	URIBE	<b>55.781</b>	36	URIBE	<b>36.260</b>	15	72	TARREN	1:31.939	1:32.469	0.530
17	73	WARING	<b>55.828</b>	42	HOBSON	<b>36.271</b>	16	36	URIBE	1:32.041	1:33.283	1.242
18	22	WADDELOW	<b>56.337</b>	43	SHELTON	<b>36.411</b>	17	22	WADDELOW	1:32.221	1:32.221	0.000
19	64	DURHAM	<b>56.466</b>	72	TARREN	<b>36.412</b>	18	3	TAYLOR	1:32.755	1:32.755	0.000
20	3	TAYLOR	<b>56.576</b>	64	DURHAM	<b>36.477</b>	19	64	DURHAM	1:32.943	1:33.107	0.164
21	35	LODGE	<b>57.424</b>	34	WEAVING	<b>37.036</b>	20	73	WARING	1:33.104	1:33.104	0.000
22	24	COSTILLA	<b>57.484</b>	35	LODGE	<b>37.193</b>	21	43	SHELTON	1:33.946	1:34.461	0.515
23	34	WEAVING	<b>57.522</b>	73	WARING	<b>37.276</b>	22	34	WEAVING	1:34.558	1:34.558	0.000
24	43	SHELTON	<b>57.535</b>	24	COSTILLA	<b>37.572</b>	23	35	LODGE	1:34.617	1:35.206	0.589
25	14	McLEAN	<b>59.493</b>	14	McLEAN	<b>37.573</b>	24	24	COSTILLA	1:35.056	1:35.895	0.839
26	11	THOMAS	<b>59.884</b>	11	THOMAS	<b>38.617</b>	25	14	McLEAN	1:37.066	1:37.066	0.000
							26	11	THOMAS	1:38.501	1:38.590	0.089

Weather / Track : Bright / Drying

Thruxton

Circuit Length = 2.3560 miles

Start: 11:05 Flag 11:13 End: 11:15

Results can be found at [www.tsl-timing.com](http://www.tsl-timing.com)

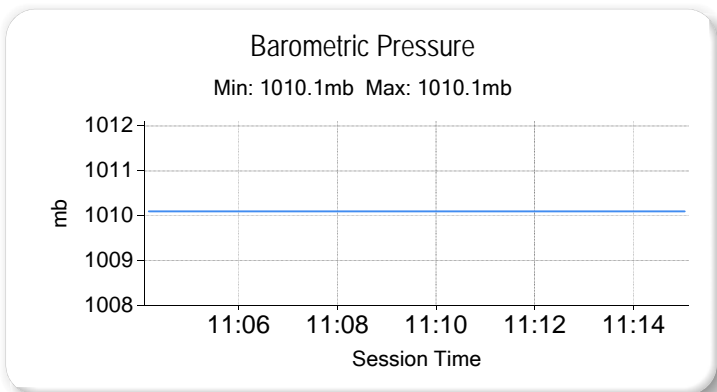
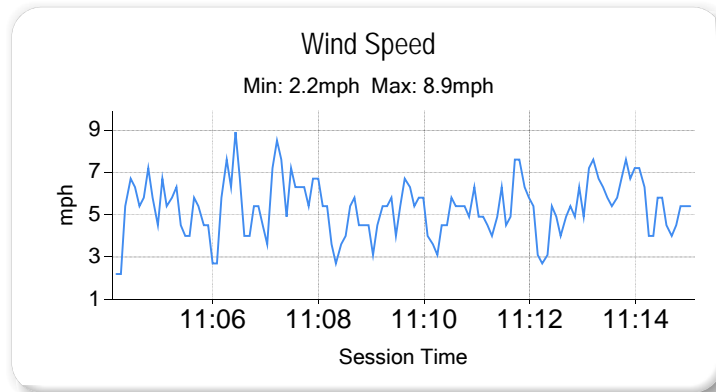
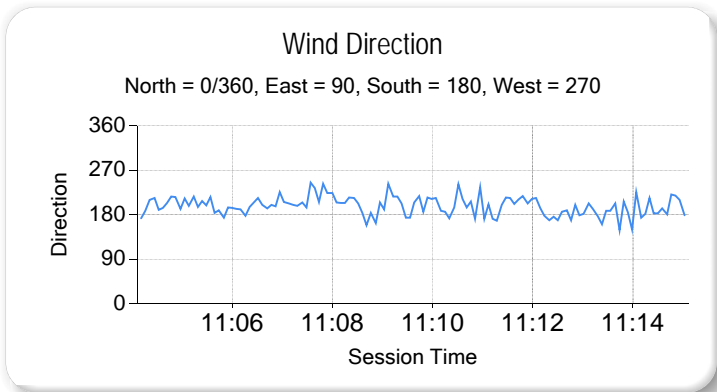
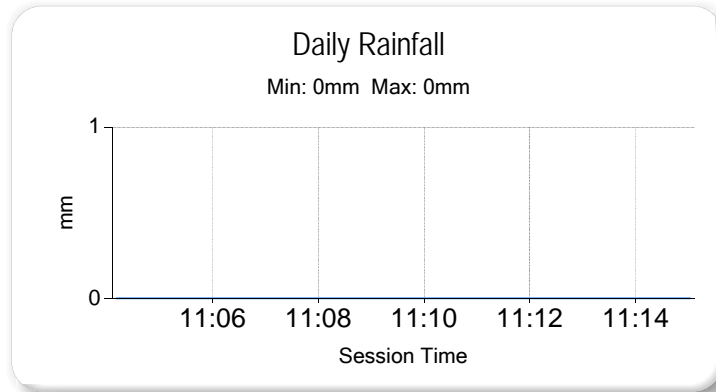
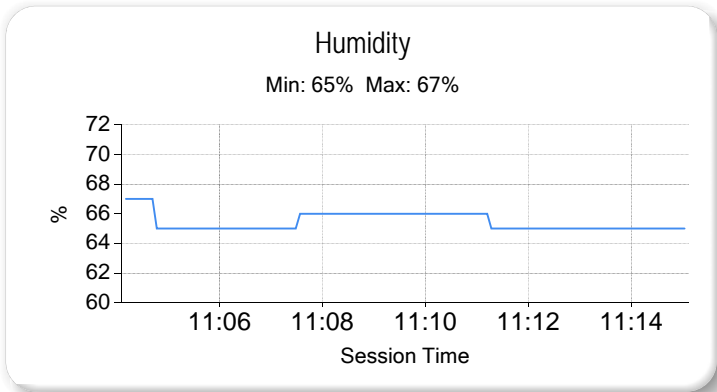
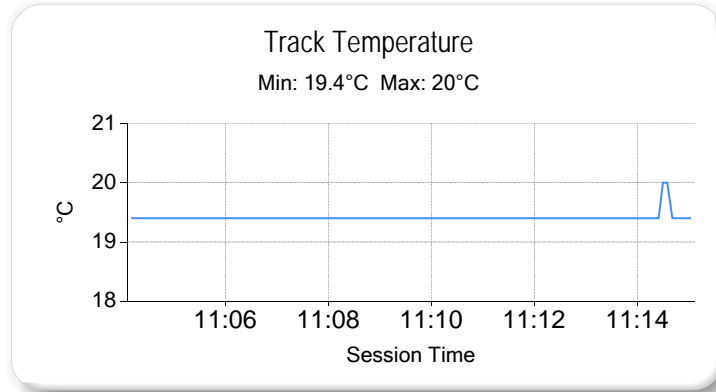
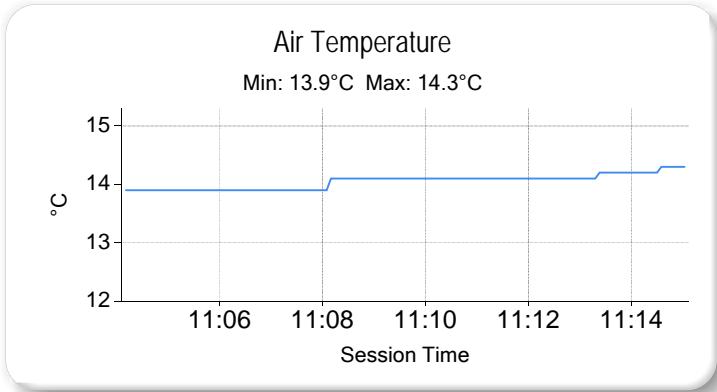
Printed - 11:17 Sunday, 14 April 2013

# MCRCB BULLETIN TK151

## 2013 MCE British Superbike Championship - Round 2

## 2013 Monster Energy British Motostar Championship

### WARM-UP - WEATHER CONDITIONS



Weather / Track : Bright / Drying

Results can be found at [www.tsl-timing.com](http://www.tsl-timing.com)

Thruxton  
Circuit Length = 2.3560 miles  
Start: 11:05 Flag 11:13 End: 11:15

Printed - 11:18 Sunday, 14 April 2013



ROW 7				48 Steve LAWTON		64 Asher DURHAM	1:32.088		
ROW 6	11 Joseph THOMAS	1:32.075	21 Jason DOUGLAS	1:31.643	24 Daniel COSTILLA	1:31.601	73 Justin WARING	1:30.850	
ROW 5		22 Stephanie WADDELOW	1:30.355	36 Jayson URIBE	1:29.669	41 Milo WARD	1:28.964	13 Sam BURMAN	1:28.952
ROW 4	72 Ricky TARREN	1:28.802	3 Taz TAYLOR	1:28.188	44 Jake BAYFORD	1:27.578	80 Callum BEY	1:27.147	
ROW 3		43 Arnie SHELTON	1:27.003	10 Peter SUTHERLAND	1:26.206	42 James HOBSON	1:26.160	35 Elliot LODGE	1:26.125
ROW 2	2 Paul JORDAN	1:25.705	27 Catherine GREEN	1:25.393	34 Jordan WEAIVING	1:25.310	17 Tom CARNE	1:25.198	
ROW 1		12 Edward RENDELL	1:25.172	66 Joe IRVING	1:24.023	40 Joe FRANCIS	1:23.425	95 Tarran MACKENZIE	1:23.372
								<b>Pole</b>	

Thruxton  
Circuit Length = 2.3560 miles

These results are provisional until the conclusion of any judicial and technical matters.

Race Director :	Stewards :	Timekeeper :
-----------------	------------	--------------

Results can be found at [www.britishsuperbike.com](http://www.britishsuperbike.com)

Printed - 12:08 Sunday, 14 April 2013



## RACE 6 - CLASSIFICATION



POS	NO	CL	PIC NAME	ENTRY	LAPS	TIME	GAP	DIFF	MPH	BEST	ON
1	95	M3	1 Tarran MACKENZIE	KTM - Redline KTM	14	19:34.677			101.08	1:23.097	9
2	40	M3	2 Joe FRANCIS	Honda - Team WD40	14	19:40.180	5.503	5.503	100.61	1:23.028	5
3	10		1 Peter SUTHERLAND	Aprilia - Kinpac Racing	14	20:01.901	27.224	21.721	98.79	1:24.903	9
4	17		2 Tom CARNE	Honda - TC Racing/sp125 racing	14	20:01.951	27.274	0.050	98.79	1:24.916	14
5	34		3 Jordan WEAVING	Honda - SP125 / Jordan Racing	14	20:02.060	27.383	0.109	98.78	1:24.922	11
6	43		4 Arnie SHELTON	Honda - e3 motorsport	14	20:14.985	40.308	12.925	97.73	1:25.589	13
7	27		5 Catherine GREEN	Honda - RS Racing	14	20:26.701	52.024	11.716	96.79	1:26.076	13
8	35		6 Elliot LODGE	Honda - SP125/SpikeRacing	14	20:41.499	1:06.822	14.798	95.64	1:27.298	14
9	42	M3	3 James HOBSON	Honda - Two 4 Motorsport	14	20:43.625	1:08.948	2.126	95.48	1:27.664	10
10	22		7 Stephanie WADDELOW	Aprilia - Moto Strada	14	20:45.605	1:10.928	1.980	95.32	1:27.307	9
11	80		8 Callum BEY	Honda - RCD Motorsport	14	20:45.795	1:11.118	0.190	95.31	1:27.596	9
12	44		9 Jake BAYFORD	Honda - j4ke.com	14	20:46.029	1:11.352	0.234	95.29	1:27.483	12
13	41		10 Milo WARD	Luyten Honda - FPW Racing	14	20:54.333	1:19.656	8.304	94.66	1:28.121	10
14	72		11 Ricky TARREN	Honda - Cresswell racing	14	20:56.906	1:22.229	2.573	94.47	1:28.174	9
15	3		12 Taz TAYLOR	Honda - Two Wheel / e3 motorsport	14	20:57.074	1:22.397	0.168	94.45	1:27.727	10
16	13	M3	4 Sam BURMAN	Honda - WNT/Burman Racing	14	21:01.792	1:27.115	4.718	94.10	1:28.367	8
17	64		13 Asher DURHAM	Seel Honda - Repli-Cast UK	14	21:01.898	1:27.221	0.106	94.09	1:28.517	14
18	36		14 Jayson URIBE	Honda - Cresswell Racing	14	21:04.396	1:29.719	2.498	93.91	1:28.320	12
19	73	M3	5 Justin WARING	Honda - Repli-Cast UK	13	19:43.556	1 Lap	1 Lap	93.16	1:29.320	4
20	24		15 Daniel COSTILLA	KTM - Cresswell racing	13	20:01.818	1 Lap	18.262	91.74	1:30.760	5

## NOT CLASSIFIED

DNF	66	M3	Joe IRVING	KTM - RS racing / The Toad and Tatle Pub	11	15:57.467	3 Laps	2 Laps	97.44	1:25.271	2
DNF	48		Steve LAWTON	Honda - Cresswell Racing	11	16:35.792	3 Laps	38.325	93.69	1:27.202	6
DNF	21		Jason DOUGLAS	Honda - SGR Racing	11	16:35.799	3 Laps	0.007	93.69	1:28.292	8
DNF	12		Edward RENDELL	Honda - Banks Racing	9	12:55.371	5 Laps	2 Laps	98.44	1:24.700	6
DNF	11		Joseph THOMAS	Honda - Moto UK Racing	8	12:35.974	6 Laps	1 Lap	89.75	1:32.924	2
DNF	2		Paul JORDAN	Seel Honda - Repli-Cast UK	0						

## FASTEST LAP

40	M3	Joe FRANCIS	Honda - Team WD40	5	1:23.028	102.15 mph	164.40 kph
12		Edward RENDELL	Honda - Banks Racing	6	1:24.700	100.13 mph	161.15 kph

Weather / Track : Cloudy / Dry

These results are provisional until the conclusion of any judicial and technical matters.

Thruxton

Circuit Length = 2.3560 miles

Start: 13:00 Flag 13:19 End: 13:24

Race Director :	Stewards :	Timekeeper :
-----------------	------------	--------------

Results can be found at [www.britishsuperbike.com](http://www.britishsuperbike.com)

Printed - 13:25 Sunday, 14 April 2013

2013 MCE British Superbike Championship - Round 2

2013 Monster Energy British Motostar Championship

RACE 6 - LAP CHART

Table with 3 columns: NO, BEHIND, LAP TIME for LAP 1

Table with 3 columns: NO, BEHIND, LAP TIME for LAP 1 (continuation)

Table with 3 columns: NO, BEHIND, LAP TIME for LAP 2

Table with 3 columns: NO, BEHIND, LAP TIME for LAP 2 (continuation)

Table with 3 columns: NO, BEHIND, LAP TIME for LAP 3

Table with 3 columns: NO, BEHIND, LAP TIME for LAP 3 (continuation)

Table with 3 columns: NO, BEHIND, LAP TIME (continuation)

Table with 3 columns: NO, BEHIND, LAP TIME for LAP 4

Table with 3 columns: NO, BEHIND, LAP TIME for LAP 4 (continuation)

Table with 3 columns: NO, BEHIND, LAP TIME for LAP 5

Table with 3 columns: NO, BEHIND, LAP TIME for LAP 5 (continuation)

Table with 3 columns: NO, BEHIND, LAP TIME (continuation)

Table with 3 columns: NO, BEHIND, LAP TIME for LAP 6

Table with 3 columns: NO, BEHIND, LAP TIME for LAP 6 (continuation)

Table with 3 columns: NO, BEHIND, LAP TIME for LAP 7

Table with 3 columns: NO, BEHIND, LAP TIME for LAP 7 (continuation)

Table with 3 columns: NO, BEHIND, LAP TIME (continuation)

Table with 3 columns: NO, BEHIND, LAP TIME for LAP 8

Table with 3 columns: NO, BEHIND, LAP TIME for LAP 8 (continuation)

Table with 3 columns: NO, BEHIND, LAP TIME for LAP 9

Table with 3 columns: NO, BEHIND, LAP TIME for LAP 9 (continuation)

Table with 3 columns: NO, BEHIND, LAP TIME for LAP 10

Table with 3 columns: NO, BEHIND, LAP TIME for LAP 10 (continuation)

Table with 3 columns: NO, BEHIND, LAP TIME (continuation)

Table with 3 columns: NO, BEHIND, LAP TIME for LAP 11

Table with 3 columns: NO, BEHIND, LAP TIME for LAP 11 (continuation)

Table with 3 columns: NO, BEHIND, LAP TIME for LAP 12

Table with 3 columns: NO, BEHIND, LAP TIME for LAP 12 (continuation)

Weather / Track : Cloudy / Dry

Thrupton
Circuit Length = 2.3560 miles
Start: 13:00 Flag 13:19 End: 13:24

# MCRCB BULLETIN TK183

## 2013 MCE British Superbike Championship - Round 2

## 2013 Monster Energy British Motostar Championship

### RACE 6 - LAP CHART

41	1:09.498	1:29.376
72	1:09.722	1:29.917
13	1:17.293	1:28.888
64	1:17.752	1:29.057
36	1:18.579	1:28.320

#### LAP 13

NO	BEHIND	LAP TIME
95		1:24.013
73	1 Lap	1:31.549
40	3.968	1:24.778
24	1 Lap	1:32.345
10	26.006	1:25.644
34	26.328	1:25.539
17	26.427	1:25.888
43	38.432	1:25.589
27	48.815	1:26.076
35	1:03.593	1:28.059
42	1:04.084	1:28.201
80	1:06.610	1:27.881
44	1:06.733	1:27.828
22	1:06.978	1:27.426
41	1:15.051	1:29.566
72	1:15.079	1:29.370
3	1:15.590	1:30.240
13	1:22.347	1:29.067
64	1:22.773	1:29.034
36	1:23.818	1:29.252

#### LAP 14

NO	BEHIND	LAP TIME
95		1:24.069
40	5.503	1:25.604
73	1 Lap	1:30.185
24	1 Lap	1:31.440
10	27.224	1:25.287
17	27.274	1:24.916
34	27.383	1:25.124
43	40.308	1:25.945
27	52.024	1:27.278
35	1:06.822	1:27.298
42	1:08.948	1:28.933
22	1:10.928	1:28.019
80	1:11.118	1:28.577
44	1:11.352	1:28.688
41	1:19.656	1:28.674
72	1:22.229	1:31.219
3	1:22.397	1:30.876
13	1:27.115	1:28.837
64	1:27.221	1:28.517
36	1:29.719	1:29.970

Weather / Track : Cloudy / Dry

**MCRCB BULLETIN TK184**

**2013 MCE British Superbike Championship - Round 2**

**2013 Monster Energy British Motostar Championship**

**RACE 6 - POSITION CHART**

No	Name	Lap														
		Pos	1	2	3	4	5	6	7	8	9	10	11	12	13	14
95	MACKENZIE	1	95	95	95	95	95	95	95	95	95	95	95	95	95	95
40	FRANCIS	2	40	40	40	40	40	40	40	40	40	40	40	40	40	40
66	IRVING	3	34	66	66	17	17	17	17	17	17	10	10	10	10	10
12	RENDELL	4	66	34	34	34	34	12	34	34	10	17	17	17	34	17
17	CARNE	5	12	12	12	66	12	34	12	12	34	34	34	34	17	34
34	WEAVING	6	17	17	17	12	10	10	10	10	12	66	43	43	43	43
27	GREEN	7	10	10	10	10	66	66	66	66	66	43	66	27	27	27
2	JORDAN	8	27	27	43	43	43	43	43	43	43	27	27	35	35	35
35	LODGE	9	43	43	27	27	27	27	27	27	27	35	42	42	42	42
42	HOBSON	10	35	35	35	42	35	35	35	42	35	42	35	80	80	22
10	SUTHERLAND	11	42	42	42	35	42	42	42	35	42	48	80	44	44	80
43	SHELTON	12	80	3	3	80	3	44	48	48	48	80	44	22	22	44
80	BEY	13	3	80	80	3	44	48	44	80	80	44	22	3	41	41
44	BAYFORD	14	72	72	44	44	80	80	3	44	44	3	3	41	72	72
3	TAYLOR	15	44	44	72	72	72	3	80	3	3	22	72	72	3	3
72	TARREN	16	22	22	22	48	48	72	72	22	22	72	41	13	13	13
13	BURMAN	17	41	48	48	22	22	22	22	72	72	41	13	64	64	64
41	WARD	18	36	41	41	41	41	41	41	41	41	13	64	36	36	36
36	URIBE	19	48	73	73	73	73	73	64	13	13	64	48	73	73	
22	WADDELOW	20	73	36	64	64	64	64	13	64	64	21	21	24	24	
73	WARING	21	64	21	21	21	13	13	21	21	21	36	36			
24	COSTILLA	22	21	64	13	36	21	21	73	36	36	73	73			
21	DOUGLAS	23	13	13	36	13	36	36	36	73	73	24	24			
11	THOMAS	24	11	11	24	24	24	24	24	24	24					
64	DURHAM	25	24	24	11	11	11	11	11	11						
48	LAWTON	26														

Weather / Track : Cloudy / Dry

Results can be found at [www.tsl-timing.com](http://www.tsl-timing.com)

Thruxton  
 Circuit Length = 2.3560 miles  
 Start: 13:00 Flag 13:19 End: 13:24

Printed - 13:27 Sunday, 14 April 2013



# MCRCB BULLETIN TK180

## 2013 MCE British Superbike Championship - Round 2

### 2013 Monster Energy British Motostar Championship

#### RACE 6 - SECTOR ANALYSIS

SECTOR 1 = FL to I1, SECTOR 2 = I1 to FL, DIFF = Difference To Personal Best Lap

P1		95 M3		Tarran MACKENZIE		KTM - Redline KTM		
LAP	SECTOR 1		SECTOR 2		LAP TIME	MPH	DIFF	TIME OF DAY
1 -		118.1	32.871	102.7	1:28.108	96.26	5.011	13:01:38.702
2 -	51.168	118.3	32.681	105.0	1:23.849	101.15	0.752	13:03:02.551
3 -	51.083	115.5	32.763	104.0	1:23.846	101.15	0.749	13:04:26.397
4 -	51.142	117.3	32.741	103.7	1:23.883	101.11	0.786	13:05:50.280
5 -	50.796	119.1	32.512	104.5	1:23.308	101.81	0.211	13:07:13.588
6 -	50.862	117.7	32.421	104.5	1:23.283	101.84	0.186	13:08:36.871
7 -	50.768	117.7	32.467	104.8	1:23.235 (2)	101.89	0.138	13:10:00.106
8 -	50.934	117.3	<b>32.387</b>	104.2	1:23.321	101.79	0.224	13:11:23.427
9 -	<b>50.628</b>	<b>119.4</b>	32.469	<b>105.1</b>	<b>1:23.097 (1)</b>	<b>102.06</b>		<b>13:12:46.524</b>
10 -	50.693	117.7	32.580	103.7	1:23.273 (3)	101.85	0.176	13:14:09.797
11 -	51.053	117.3	32.737	102.9	1:23.790	101.22	0.693	13:15:33.587
12 -	51.067	118.5	32.535	104.2	1:23.602	101.45	0.505	13:16:57.189
13 -	51.100	116.9	32.913	104.8	1:24.013	100.95	0.916	13:18:21.202
14 -	51.275	117.7	32.794	103.0	1:24.069	100.88	0.972	13:19:45.271

P2		40 M3		Joe FRANCIS		Honda - Team WD40		
LAP	SECTOR 1		SECTOR 2		LAP TIME	MPH	DIFF	TIME OF DAY
1 -		<b>117.3</b>	32.890	101.9	1:28.275	96.08	5.247	13:01:38.869
2 -	51.331	113.3	32.812	<b>102.7</b>	1:24.143	100.79	1.115	13:03:03.012
3 -	50.790	112.5	33.071	100.3	1:23.861	101.13	0.833	13:04:26.873
4 -	51.109	114.3	33.123	99.7	1:24.232	100.69	1.204	13:05:51.105
5 -	<b>50.314</b>	116.9	32.714	102.1	<b>1:23.028 (1)</b>	<b>102.15</b>		<b>13:07:14.133</b>
6 -	50.526	114.5	<b>32.679</b>	<b>102.7</b>	1:23.205 (2)	101.93	0.177	13:08:37.338
7 -	50.584	114.1	32.861	102.1	1:23.445 (3)	101.64	0.417	13:10:00.783
8 -	50.548	113.9	32.963	102.4	1:23.511	101.56	0.483	13:11:24.294
9 -	50.389	114.9	33.263	100.0	1:23.652	101.39	0.624	13:12:47.946
10 -	50.737	112.9	33.496	100.6	1:24.233	100.69	1.205	13:14:12.179
11 -	50.553	114.1	33.364	101.5	1:23.917	101.07	0.889	13:15:36.096
12 -	50.732	113.1	33.564	102.2	1:24.296	100.61	1.268	13:17:00.392
13 -	51.050	112.5	33.728	101.3	1:24.778	100.04	1.750	13:18:25.170
14 -	51.610	112.7	33.994	99.2	1:25.604	99.07	2.576	13:19:50.774

P3		10		Peter SUTHERLAND		Aprilia - Kinpac Racing		
LAP	SECTOR 1		SECTOR 2		LAP TIME	MPH	DIFF	TIME OF DAY
1 -	55.874	113.3	33.507	101.6	1:31.917	92.27	7.014	13:01:42.511
2 -	52.026	115.9	33.437	101.2	1:25.463	99.24	0.560	13:03:07.974
3 -	51.913	114.5	33.528	101.2	1:25.441	99.26	0.538	13:04:33.415
4 -	51.606	115.5	33.696	101.3	1:25.302	99.43	0.399	13:05:58.717
5 -	51.801	115.7	33.534	100.6	1:25.335	99.39	0.432	13:07:24.052
6 -	51.915	115.3	33.496	100.7	1:25.411	99.30	0.508	13:08:49.463
7 -	51.719	114.5	33.679	<b>101.9</b>	1:25.398	99.31	0.495	13:10:14.861
8 -	51.981	115.5	33.930	101.8	1:25.911	98.72	1.008	13:11:40.772
9 -	51.587	<b>116.9</b>	<b>33.316</b>	100.4	<b>1:24.903 (1)</b>	<b>99.89</b>		<b>13:13:05.675</b>
10 -	51.539	112.9	33.576	100.0	1:25.115 (2)	99.64	0.212	13:14:30.790
11 -	51.996	112.7	33.553	100.6	1:25.549	99.14	0.646	13:15:56.339
12 -	51.672	112.5	33.553	100.4	1:25.225 (3)	99.52	0.322	13:17:21.564
13 -	51.862	113.3	33.782	100.4	1:25.644	99.03	0.741	13:18:47.208
14 -	<b>51.369</b>	114.3	33.918	98.8	1:25.287	99.44	0.384	13:20:12.495

P4		17		Tom CARNE		Honda - TC Racing/sp125 racing		
LAP	SECTOR 1		SECTOR 2		LAP TIME	MPH	DIFF	TIME OF DAY
1 -	56.029	117.7	33.660	101.6	1:31.557	92.63	6.641	13:01:42.151
2 -	51.980	<b>118.5</b>	33.467	102.1	1:25.447	99.26	0.531	13:03:07.598
3 -	51.716	117.5	<b>33.267</b>	<b>102.7</b>	1:24.983 (3)	99.80	0.067	13:04:32.581
4 -	51.559	113.3	33.682	101.5	1:25.241	99.50	0.325	13:05:57.822
5 -	<b>51.499</b>	117.1	33.475	101.0	1:24.974 (2)	99.81	0.058	13:07:22.796
6 -	51.773	117.1	33.462	101.5	1:25.235	99.50	0.319	13:08:48.031
7 -	52.572	115.3	33.661	100.7	1:26.233	98.35	1.317	13:10:14.264
8 -	52.055	116.3	33.679	101.5	1:25.734	98.92	0.818	13:11:39.998

Thruxton

Circuit Length = 2.3560 miles

Start: 13:00 Flag 13:19 End: 13:24

Weather / Track : Cloudy / Dry

# MCRCB BULLETIN TK180

## 2013 MCE British Superbike Championship - Round 2

## 2013 Monster Energy British Motostar Championship

### RACE 6 - SECTOR ANALYSIS

SECTOR 1 = FL to I1, SECTOR 2 = I1 to FL, DIFF = Difference To Personal Best Lap

9 -	51.705	117.1	33.622	101.3	1:25.327	99.40	0.411	13:13:05.325
10 -	51.516	115.9	34.124	101.5	1:25.640	99.03	0.724	13:14:30.965
11 -	51.999	118.3	33.683	102.1	1:25.682	98.98	0.766	13:15:56.647
12 -	51.590	117.1	33.504	101.8	1:25.094	99.67	0.178	13:17:21.741
13 -	51.875	115.1	34.013	101.8	1:25.888	98.75	0.972	13:18:47.629
<b>14 -</b>	<b>51.645</b>	<b>118.5</b>	<b>33.271</b>	<b>101.3</b>	<b>1:24.916 (1)</b>	<b>99.88</b>		<b>13:20:12.545</b>

<b>P5</b>	<b>34</b>	<b>Jordan WEAVING</b>			Honda - SP125 / Jordan Racing			
LAP	SECTOR 1		SECTOR 2		LAP TIME	MPH	DIFF	TIME OF DAY
1 -	54.601	114.3	<b>33.345</b>	102.2	1:29.751	94.50	4.829	13:01:40.345
2 -	52.099	117.1	33.527	101.8	1:25.626	99.05	0.704	13:03:05.971
3 -	51.745	112.7	34.342	101.8	1:26.087	98.52	1.165	13:04:32.058
4 -	51.849	114.1	34.010	101.9	1:25.859	98.78	0.937	13:05:57.917
5 -	51.591	115.9	33.774	101.3	1:25.365	99.35	0.443	13:07:23.282
6 -	51.533	<b>117.3</b>	33.606	102.4	1:25.139 (3)	99.62	0.217	13:08:48.421
7 -	52.199	112.7	33.683	102.1	1:25.882	98.75	0.960	13:10:14.303
8 -	52.145	113.3	33.731	102.4	1:25.876	98.76	0.954	13:11:40.179
9 -	51.923	114.9	33.659	102.4	1:25.582	99.10	0.660	13:13:05.761
10 -	51.989	114.9	34.122	97.9	1:26.111	98.49	1.189	13:14:31.872
<b>11 -</b>	<b>51.502</b>	<b>115.3</b>	<b>33.420</b>	<b>102.9</b>	<b>1:24.922 (1)</b>	<b>99.87</b>		<b>13:15:56.794</b>
12 -	51.717	114.3	33.480	102.7	1:25.197	99.55	0.275	13:17:21.991
13 -	51.586	115.5	33.953	101.5	1:25.539	99.15	0.617	13:18:47.530
14 -	<b>51.490</b>	115.5	33.634	101.0	1:25.124 (2)	99.63	0.202	13:20:12.654

<b>P6</b>	<b>43</b>	<b>Arnie SHELTON</b>			Honda - e3 motorsport			
LAP	SECTOR 1		SECTOR 2		LAP TIME	MPH	DIFF	TIME OF DAY
1 -	56.626	112.7	34.942	95.5	1:34.221	90.01	8.632	13:01:44.815
2 -	52.529	<b>115.3</b>	34.210	100.6	1:26.739	97.78	1.150	13:03:11.554
3 -	52.841	111.6	34.457	100.6	1:27.298	97.15	1.709	13:04:38.852
4 -	52.242	113.5	34.163	<b>100.9</b>	1:26.405	98.16	0.816	13:06:05.257
5 -	51.956	114.7	33.880	100.0	1:25.836 (2)	98.81	0.247	13:07:31.093
6 -	52.081	114.1	34.011	100.7	1:26.092	98.51	0.503	13:08:57.185
7 -	51.881	111.6	34.078	100.1	1:25.959	98.67	0.370	13:10:23.144
8 -	52.068	112.7	33.878	100.4	1:25.946	98.68	0.357	13:11:49.090
9 -	51.977	112.5	33.918	99.8	1:25.895 (3)	98.74	0.306	13:13:14.985
10 -	51.970	113.7	34.175	98.9	1:26.145	98.45	0.556	13:14:41.130
11 -	51.874	113.7	34.974	96.2	1:26.848	97.66	1.259	13:16:07.978
12 -	52.265	112.9	<b>33.802</b>	100.6	1:26.067	98.54	0.478	13:17:34.045
<b>13 -</b>	<b>51.648</b>	113.1	<b>33.941</b>	100.0	<b>1:25.589 (1)</b>	<b>99.09</b>		<b>13:18:59.634</b>
14 -	52.129	109.8	33.816	100.4	1:25.945	98.68	0.356	13:20:25.579

<b>P7</b>	<b>27</b>	<b>Catherine GREEN</b>			Honda - RS Racing			
LAP	SECTOR 1		SECTOR 2		LAP TIME	MPH	DIFF	TIME OF DAY
1 -	56.715	<b>118.3</b>	34.345	101.5	1:32.940	91.25	6.864	13:01:43.534
2 -	53.422	115.5	34.387	102.9	1:27.809	96.59	1.733	13:03:11.343
3 -	53.818	113.7	34.452	103.4	1:28.270	96.08	2.194	13:04:39.613
4 -	53.417	117.1	34.131	102.4	1:27.548	96.87	1.472	13:06:07.161
5 -	53.213	114.9	34.060	102.4	1:27.273	97.18	1.197	13:07:34.434
6 -	53.168	116.9	33.951	103.0	1:27.119	97.35	1.043	13:09:01.553
7 -	53.481	114.9	34.063	103.2	1:27.544	96.88	1.468	13:10:29.097
8 -	53.479	115.9	34.435	102.2	1:27.914	96.47	1.838	13:11:57.011
9 -	52.855	114.5	34.285	103.2	1:27.140	97.33	1.064	13:13:24.151
10 -	52.959	113.9	33.959	<b>103.5</b>	1:26.918	97.58	0.842	13:14:51.069
11 -	52.910	114.1	<b>33.690</b>	103.4	1:26.600 (3)	97.94	0.524	13:16:17.669
12 -	52.494	115.7	33.778	102.9	1:26.272 (2)	98.31	0.196	13:17:43.941
<b>13 -</b>	<b>52.266</b>	116.1	33.810	<b>103.5</b>	<b>1:26.076 (1)</b>	<b>98.53</b>		<b>13:19:10.017</b>
14 -	53.035	112.9	34.243	100.6	1:27.278	97.17	1.202	13:20:37.295

<b>P8</b>	<b>35</b>	<b>Elliot LODGE</b>			Honda - SP125/SpikeRacing			
LAP	SECTOR 1		SECTOR 2		LAP TIME	MPH	DIFF	TIME OF DAY
1 -	56.949	<b>114.5</b>	35.479	97.6	1:34.878	89.39	7.580	13:01:45.472

Weather / Track : Cloudy / Dry

Thruxton  
Circuit Length = 2.3560 miles  
Start: 13:00 Flag 13:19 End: 13:24

# MCRCB BULLETIN TK180

## 2013 MCE British Superbike Championship - Round 2

## 2013 Monster Energy British Motostar Championship

### RACE 6 - SECTOR ANALYSIS

SECTOR 1 = FL to I1, SECTOR 2 = I1 to FL, DIFF = Difference To Personal Best Lap

LAP	SECTOR 1	SECTOR 2	DIFF	LAP TIME	MPH	DIFF	TIME OF DAY	
2 -	53.689	112.7	35.003	100.4	1:28.692	95.62	1.394	13:03:14.164
3 -	53.824	110.1	34.768	100.3	1:28.592	95.73	1.294	13:04:42.756
4 -	53.932	112.7	35.191	100.3	1:29.123	95.16	1.825	13:06:11.879
5 -	53.728	113.1	34.569	98.9	1:28.297	96.05	0.999	13:07:40.176
6 -	53.354	112.9	34.501	100.6	1:27.855	96.54	0.557	13:09:08.031
7 -	53.361	110.9	34.419	100.6	1:27.780 (3)	96.62	0.482	13:10:35.811
8 -	54.264	113.7	34.512	101.0	1:28.776	95.53	1.478	13:12:04.587
9 -	53.412	112.7	34.701	97.5	1:28.113	96.25	0.815	13:13:32.700
10 -	53.157	111.6	34.423	100.3	1:27.580 (2)	96.84	0.282	13:15:00.280
11 -	53.696	110.7	34.864	<b>101.3</b>	1:28.560	95.77	1.262	13:16:28.840
12 -	53.798	112.7	<b>34.098</b>	100.9	1:27.896	96.49	0.598	13:17:56.736
13 -	53.739	112.0	34.320	100.7	1:28.059	96.31	0.761	13:19:24.795
<b>14 -</b>	<b>52.878</b>	110.7	34.420	100.3	<b>1:27.298 (1)</b>	<b>97.15</b>		<b>13:20:52.093</b>

P9		42 M3		James HOBSON		Honda - Two 4 Motorsport		
LAP	SECTOR 1	SECTOR 2	LAP TIME	MPH	DIFF	TIME OF DAY		
1 -	57.074	<b>115.5</b>	35.581	98.2	1:35.169	89.12	7.505	13:01:45.763
2 -	53.708	113.5	34.905	101.5	1:28.613	95.71	0.949	13:03:14.376
3 -	53.686	110.0	34.978	101.5	1:28.664	95.66	1.000	13:04:43.040
4 -	53.727	111.4	35.016	99.5	1:28.743	95.57	1.079	13:06:11.783
5 -	53.923	112.4	34.586	99.5	1:28.509	95.82	0.845	13:07:40.292
6 -	53.348	111.4	34.626	<b>101.6</b>	1:27.974 (3)	96.41	0.310	13:09:08.266
7 -	<b>53.230</b>	109.1	34.512	101.5	1:27.742 (2)	96.66	0.078	13:10:36.008
8 -	53.255	112.5	35.101	99.5	1:28.356	95.99	0.692	13:12:04.364
9 -	53.490	110.7	34.905	98.9	1:28.395	95.95	0.731	13:13:32.759
<b>10 -</b>	53.243	110.7	<b>34.421</b>	<b>101.6</b>	<b>1:27.664 (1)</b>	<b>96.75</b>		<b>13:15:00.423</b>
11 -	53.526	109.8	34.677	100.3	1:28.203	96.16	0.539	13:16:28.626
12 -	53.749	111.2	34.710	101.3	1:28.459	95.88	0.795	13:17:57.085
13 -	53.498	108.9	34.703	100.4	1:28.201	96.16	0.537	13:19:25.286
14 -	53.956	109.8	34.977	100.0	1:28.933	95.37	1.269	13:20:54.219

P10		22		Stephanie WADDELOW		Aprilia - Moto Strada		
LAP	SECTOR 1	SECTOR 2	LAP TIME	MPH	DIFF	TIME OF DAY		
1 -	58.330	115.9	35.212	102.6	1:37.721	86.79	10.414	13:01:48.315
2 -	55.024	115.3	35.027	102.4	1:30.051	94.18	2.744	13:03:18.366
3 -	54.415	114.7	35.323	102.7	1:29.738	94.51	2.431	13:04:48.104
4 -	54.373	116.3	35.417	102.4	1:29.790	94.46	2.483	13:06:17.894
5 -	53.993	117.5	34.951	101.5	1:28.944	95.35	1.637	13:07:46.838
6 -	53.639	117.7	<b>34.104</b>	103.4	1:27.743	96.66	0.436	13:09:14.581
7 -	53.207	118.1	34.129	104.0	1:27.336 (2)	97.11	0.029	13:10:41.917
8 -	53.355	<b>119.1</b>	34.821	102.9	1:28.176	96.18	0.869	13:12:10.093
<b>9 -</b>	53.055	118.5	34.252	103.2	<b>1:27.307 (1)</b>	<b>97.14</b>		<b>13:13:37.400</b>
10 -	<b>53.022</b>	113.5	34.752	104.2	1:27.774	96.63	0.467	13:15:05.174
11 -	53.670	114.3	34.485	103.4	1:28.155	96.21	0.848	13:16:33.329
12 -	53.232	117.5	34.193	103.8	1:27.425 (3)	97.01	0.118	13:18:00.754
13 -	53.153	117.3	34.273	<b>104.5</b>	1:27.426	97.01	0.119	13:19:28.180
14 -	53.119	112.9	34.900	102.9	1:28.019	96.36	0.712	13:20:56.199

P11		80		Callum BEY		Honda - RCD Motorsport		
LAP	SECTOR 1	SECTOR 2	LAP TIME	MPH	DIFF	TIME OF DAY		
1 -	57.342	113.3	35.721	95.0	1:36.180	88.18	8.584	13:01:46.774
2 -	54.426	112.0	35.266	99.2	1:29.692	94.56	2.096	13:03:16.466
3 -	54.170	114.1	35.156	98.9	1:29.326	94.95	1.730	13:04:45.792
4 -	54.511	112.9	34.625	97.6	1:29.136	95.15	1.540	13:06:14.928
5 -	54.000	110.9	35.183	99.2	1:29.183	95.10	1.587	13:07:44.111
6 -	53.909	114.7	34.776	98.8	1:28.685	95.63	1.089	13:09:12.796
7 -	53.223	112.5	34.967	96.6	1:28.190	96.17	0.594	13:10:40.986
8 -	53.498	<b>115.9</b>	<b>34.245</b>	98.5	1:27.743	96.66	0.147	13:12:08.729
<b>9 -</b>	<b>53.112</b>	112.5	34.484	99.7	<b>1:27.596 (1)</b>	<b>96.82</b>		<b>13:13:36.325</b>
10 -	53.355	112.9	34.367	100.4	1:27.722 (3)	96.68	0.126	13:15:04.047
11 -	53.302	112.2	34.354	98.5	1:27.656 (2)	96.76	0.060	13:16:31.703
12 -	53.727	112.0	34.501	98.5	1:28.228	96.13	0.632	13:17:59.931

Weather / Track : Cloudy / Dry

Thruxton

Circuit Length = 2.3560 miles

Start: 13:00 Flag 13:19 End: 13:24

# MCRCB BULLETIN TK180

## 2013 MCE British Superbike Championship - Round 2

## 2013 Monster Energy British Motostar Championship

### RACE 6 - SECTOR ANALYSIS

SECTOR 1 = FL to I1, SECTOR 2 = I1 to FL, DIFF = Difference To Personal Best Lap

13 -	53.440	113.3	34.441	98.9	1:27.881	96.51	0.285	13:19:27.812
14 -	53.468	109.1	35.109	<b>100.9</b>	1:28.577	95.75	0.981	13:20:56.389

<b>P12 44</b>		<b>Jake BAYFORD</b>			Honda - j4ke.com			
LAP	SECTOR 1		SECTOR 2		LAP TIME	MPH	DIFF	TIME OF DAY
1 -	57.615	<b>113.7</b>	36.589	92.9	1:37.184	87.27	9.701	13:01:47.778
2 -	54.463	111.6	34.915	95.5	1:29.378	94.89	1.895	13:03:17.156
3 -	53.824	111.2	35.021	98.8	1:28.845	95.46	1.362	13:04:46.001
4 -	54.421	111.4	34.952	97.9	1:29.373	94.90	1.890	13:06:15.374
5 -	53.821	110.7	34.663	99.4	1:28.484	95.85	1.001	13:07:43.858
6 -	53.121	110.5	34.908	99.1	1:28.029	96.35	0.546	13:09:11.887
7 -	53.382	112.0	35.034	96.8	1:28.416	95.92	0.933	13:10:40.303
8 -	53.937	111.4	34.808	99.5	1:28.745	95.57	1.262	13:12:09.048
9 -	<b>53.016</b>	112.5	34.616	100.3	1:27.632 <b>(2)</b>	96.78	0.149	13:13:36.680
10 -	53.211	111.1	34.551	99.7	1:27.762 <b>(3)</b>	96.64	0.279	13:15:04.442
11 -	53.245	108.0	34.937	99.5	1:28.182	96.18	0.699	13:16:32.624
<b>12 -</b>	53.044	110.9	34.439	100.4	<b>1:27.483 (1)</b>	<b>96.95</b>		<b>13:18:00.107</b>
13 -	53.449	111.2	<b>34.379</b>	98.3	1:27.828	96.57	0.345	13:19:27.935
14 -	53.570	107.8	35.118	<b>101.0</b>	1:28.688	95.63	1.205	13:20:56.623

<b>P13 41</b>		<b>Milo WARD</b>			Luyten Honda - FPW Racing			
LAP	SECTOR 1		SECTOR 2		LAP TIME	MPH	DIFF	TIME OF DAY
1 -	58.369	111.8	36.442	95.0	1:38.333	86.25	10.212	13:01:48.927
2 -	55.139	111.8	34.887	98.2	1:30.026	94.21	1.905	13:03:18.953
3 -	54.779	110.9	35.259	97.3	1:30.038	94.20	1.917	13:04:48.991
4 -	53.962	<b>114.3</b>	35.213	97.1	1:29.175	95.11	1.054	13:06:18.166
5 -	53.682	112.0	35.214	96.6	1:28.896	95.41	0.775	13:07:47.062
6 -	53.531	110.7	<b>34.825</b>	97.9	1:28.356 <b>(3)</b>	95.99	0.235	13:09:15.418
7 -	53.420	110.9	35.117	97.3	1:28.537	95.79	0.416	13:10:43.955
8 -	53.576	111.1	34.911	97.2	1:28.487	95.85	0.366	13:12:12.442
9 -	53.314	109.4	35.031	97.5	1:28.345 <b>(2)</b>	96.00	0.224	13:13:40.787
<b>10 -</b>	<b>53.275</b>	109.6	34.846	97.2	<b>1:28.121 (1)</b>	<b>96.24</b>		<b>13:15:08.908</b>
11 -	53.318	111.1	35.085	<b>98.3</b>	1:28.403	95.94	0.282	13:16:37.311
12 -	53.973	108.7	35.403	96.0	1:29.376	94.89	1.255	13:18:06.687
13 -	54.380	111.2	35.186	96.0	1:29.566	94.69	1.445	13:19:36.253
14 -	53.473	108.9	35.201	97.2	1:28.674	95.64	0.553	13:21:04.927

<b>P14 72</b>		<b>Ricky TARREN</b>			Honda - Cresswell racing			
LAP	SECTOR 1		SECTOR 2		LAP TIME	MPH	DIFF	TIME OF DAY
1 -	57.598	110.0	35.635	92.9	1:36.698	87.71	8.524	13:01:47.292
2 -	54.632	108.7	35.135	94.6	1:29.767	94.48	1.593	13:03:17.059
3 -	53.870	109.1	35.401	<b>97.3</b>	1:29.271	95.00	1.097	13:04:46.330
4 -	54.192	108.4	35.394	95.5	1:29.586	94.67	1.412	13:06:15.916
5 -	53.970	109.2	35.023	95.0	1:28.993	95.30	0.819	13:07:44.909
6 -	53.305	<b>110.1</b>	35.353	93.9	1:28.658 <b>(3)</b>	95.66	0.484	13:09:13.567
7 -	53.233	108.5	<b>34.957</b>	96.1	1:28.190 <b>(2)</b>	96.17	0.016	13:10:41.757
8 -	53.312	109.6	35.706	95.8	1:29.018	95.27	0.844	13:12:10.775
<b>9 -</b>	<b>53.196</b>	107.8	34.978	95.3	<b>1:28.174 (1)</b>	<b>96.19</b>		<b>13:13:38.949</b>
10 -	53.618	107.3	35.068	95.3	1:28.686	95.63	0.512	13:15:07.635
11 -	54.023	107.0	35.336	95.3	1:29.359	94.91	1.185	13:16:36.994
12 -	53.984	106.3	35.933	96.1	1:29.917	94.32	1.743	13:18:06.911
13 -	54.049	106.5	35.321	94.1	1:29.370	94.90	1.196	13:19:36.281
14 -	55.870	105.5	35.349	93.8	1:31.219	92.98	3.045	13:21:07.500

<b>P15 3</b>		<b>Taz TAYLOR</b>			Honda - Two Wheel / e3 motorsport			
LAP	SECTOR 1		SECTOR 2		LAP TIME	MPH	DIFF	TIME OF DAY
1 -	57.430	<b>115.7</b>	35.948	93.9	1:36.386	87.99	8.659	13:01:46.980
2 -	54.963	115.5	<b>34.286</b>	98.9	1:29.249	95.03	1.522	13:03:16.229
3 -	54.303	111.4	34.771	99.5	1:29.074	95.21	1.347	13:04:45.303
4 -	54.968	112.2	34.962	99.4	1:29.930	94.31	2.203	13:06:15.233
5 -	53.889	115.5	34.436	99.8	1:28.325	96.02	0.598	13:07:43.558

Weather / Track : Cloudy / Dry

Thruxton

Circuit Length = 2.3560 miles

Start: 13:00 Flag 13:19 End: 13:24

# MCRCB BULLETIN TK180

## 2013 MCE British Superbike Championship - Round 2

## 2013 Monster Energy British Motostar Championship

### RACE 6 - SECTOR ANALYSIS

SECTOR 1 = FL to I1, SECTOR 2 = I1 to FL, DIFF = Difference To Personal Best Lap

6 -	54.457	112.2	34.845	98.2	1:29.302	94.97	1.575	13:09:12.860
7 -	53.714	112.9	34.345	98.8	1:28.059 (3)	96.31	0.332	13:10:40.919
8 -	54.195	113.1	34.350	<b>101.0</b>	1:28.545	95.78	0.818	13:12:09.464
9 -	53.416	114.5	34.401	100.1	1:27.817 (2)	96.58	0.090	13:13:37.281
<b>10 -</b>	<b>53.143</b>	112.5	34.584	100.4	<b>1:27.727 (1)</b>	<b>96.68</b>		<b>13:15:05.008</b>
11 -	54.878	102.6	35.971	99.2	1:30.849	93.35	3.122	13:16:35.857
12 -	55.214	111.8	35.481	99.5	1:30.695	93.51	2.968	13:18:06.552
13 -	55.149	112.9	35.091	99.8	1:30.240	93.98	2.513	13:19:36.792
14 -	55.769	111.8	35.107	99.8	1:30.876	93.33	3.149	13:21:07.668

<b>P16</b>	<b>13 M3</b>	<b>Sam BURMAN</b>			Honda - WNT/Burman Racing			
LAP	SECTOR 1		SECTOR 2		LAP TIME	MPH	DIFF	TIME OF DAY
1 -		<b>117.1</b>	36.695	99.7	1:40.424	84.45	12.057	13:01:51.018
2 -	54.641	116.5	35.723	100.3	1:30.364	93.86	1.997	13:03:21.382
3 -	54.457	115.9	35.774	100.3	1:30.231	93.99	1.864	13:04:51.613
4 -	54.481	115.5	35.804	100.3	1:30.285	93.94	1.918	13:06:21.898
5 -	53.851	114.5	35.148	100.9	1:28.999	95.30	0.632	13:07:50.897
6 -	<b>53.367</b>	116.1	35.652	101.2	1:29.019	95.27	0.652	13:09:19.916
7 -	54.078	115.1	35.426	100.7	1:29.504	94.76	1.137	13:10:49.420
<b>8 -</b>	53.598	115.5	<b>34.769</b>	99.8	<b>1:28.367 (1)</b>	<b>95.98</b>		<b>13:12:17.787</b>
9 -	53.990	115.1	35.388	99.2	1:29.378	94.89	1.011	13:13:47.165
10 -	54.227	114.7	35.318	100.3	1:29.545	94.71	1.178	13:15:16.710
11 -	53.780	115.5	35.104	101.2	1:28.884 (3)	95.42	0.517	13:16:45.594
12 -	53.926	114.9	34.962	100.9	1:28.888	95.41	0.521	13:18:14.482
13 -	54.167	114.7	34.900	<b>101.3</b>	1:29.067	95.22	0.700	13:19:43.549
14 -	53.857	113.1	34.980	100.1	1:28.837 (2)	95.47	0.470	13:21:12.386

<b>P17</b>	<b>64</b>	<b>Asher DURHAM</b>			Seel Honda - Repli-Cast UK			
LAP	SECTOR 1		SECTOR 2		LAP TIME	MPH	DIFF	TIME OF DAY
1 -	58.539	114.1	36.633	98.9	1:39.940	84.86	11.423	13:01:50.534
2 -	55.086	<b>117.1</b>	35.307	101.0	1:30.393	93.83	1.876	13:03:20.927
3 -	54.818	114.1	35.305	102.1	1:30.123	94.11	1.606	13:04:51.050
4 -	55.031	115.5	35.206	101.3	1:30.237	93.99	1.720	13:06:21.287
5 -	54.282	114.5	34.945	102.4	1:29.227	95.05	0.710	13:07:50.514
6 -	53.749	115.3	35.554	99.5	1:29.303	94.97	0.786	13:09:19.817
7 -	54.018	114.9	35.385	101.8	1:29.403	94.86	0.886	13:10:49.220
8 -	<b>53.691</b>	116.1	35.139	100.9	1:28.830 (2)	95.48	0.313	13:12:18.050
9 -	54.051	116.1	35.172	99.4	1:29.223	95.06	0.706	13:13:47.273
10 -	54.643	115.1	35.019	100.4	1:29.662	94.59	1.145	13:15:16.935
11 -	54.163	116.1	<b>34.786</b>	<b>103.0</b>	1:28.949 (3)	95.35	0.432	13:16:45.884
12 -	54.191	114.3	34.866	101.8	1:29.057	95.23	0.540	13:18:14.941
13 -	53.904	116.9	35.130	102.2	1:29.034	95.26	0.517	13:19:43.975
<b>14 -</b>	53.724	115.1	34.793	100.9	<b>1:28.517 (1)</b>	<b>95.81</b>		<b>13:21:12.492</b>

<b>P18</b>	<b>36</b>	<b>Jayson URIBE</b>			Honda - Cresswell Racing			
LAP	SECTOR 1		SECTOR 2		LAP TIME	MPH	DIFF	TIME OF DAY
1 -	58.932	111.8	35.973	97.3	1:38.599	86.02	10.279	13:01:49.193
2 -	55.198	113.7	35.807	96.8	1:31.005	93.19	2.685	13:03:20.198
3 -	55.438	112.0	36.214	98.2	1:31.652	92.54	3.332	13:04:51.850
4 -	54.827	114.7	35.164	97.2	1:29.991	94.24	1.671	13:06:21.841
5 -	54.505	113.9	35.343	89.3	1:29.848	94.39	1.528	13:07:51.689
6 -	54.267	112.0	35.016	<b>98.9</b>	1:29.283	94.99	0.963	13:09:20.972
7 -	54.349	112.4	36.745	95.8	1:31.094	93.10	2.774	13:10:52.066
8 -	54.090	<b>115.1</b>	34.867	97.1	1:28.957	95.34	0.637	13:12:21.023
9 -	53.945	111.6	35.139	97.6	1:29.084	95.20	0.764	13:13:50.107
10 -	54.241	111.4	34.632	98.5	1:28.873 (3)	95.43	0.553	13:15:18.980
11 -	53.986	112.4	<b>34.482</b>	98.5	1:28.468 (2)	95.87	0.148	13:16:47.448
<b>12 -</b>	53.741	112.2	34.579	98.3	<b>1:28.320 (1)</b>	<b>96.03</b>		<b>13:18:15.768</b>
13 -	<b>53.618</b>	113.3	35.634	96.9	1:29.252	95.02	0.932	13:19:45.020
14 -	55.164	112.2	34.806	97.3	1:29.970	94.27	1.650	13:21:14.990

Weather / Track : Cloudy / Dry

Thruxton

Circuit Length = 2.3560 miles

Start: 13:00 Flag 13:19 End: 13:24

MCRCB BULLETIN TK180

2013 MCE British Superbike Championship - Round 2

2013 Monster Energy British Motostar Championship

RACE 6 - SECTOR ANALYSIS

SECTOR 1 = FL to I1, SECTOR 2 = I1 to FL, DIFF = Difference To Personal Best Lap

P19		73 M3		Justin WARING		Honda - Repli-Cast UK			
LAP	SECTOR 1		SECTOR 2		LAP TIME	MPH	DIFF	TIME OF DAY	
1 -	59.122	112.4	36.056	98.2	1:39.204	85.49	9.884	13:01:49.798	
2 -	54.903	112.5	35.470	99.5	1:30.373	93.85	1.053	13:03:20.171	
3 -	<b>54.175</b>	111.2	35.335	99.5	1:29.510 (2)	94.75	0.190	13:04:49.681	
4 -	54.213	<b>115.3</b>	<b>35.107</b>	<b>100.6</b>	<b>1:29.320 (1)</b>	<b>94.95</b>		<b>13:06:19.001</b>	
5 -	54.204	114.9	35.535	99.7	1:29.739 (3)	94.51	0.419	13:07:48.740	
6 -	54.538	112.0	36.464	95.8	1:31.002	93.20	1.682	13:09:19.742	
7 -	55.523	111.6	35.639	100.1	1:31.162	93.03	1.842	13:10:50.904	
8 -	55.002	112.5	35.856	98.8	1:30.858	93.35	1.538	13:12:21.762	
9 -	54.532	111.6	35.594	97.5	1:30.126	94.10	0.806	13:13:51.888	
10 -	54.961	112.0	35.599	99.5	1:30.560	93.65	1.240	13:15:22.448	
11 -	54.393	112.7	35.575	99.8	1:29.968	94.27	0.648	13:16:52.416	
12 -	55.363	107.7	36.186	98.1	1:31.549	92.64	2.229	13:18:23.965	
13 -	54.773	112.0	35.412	97.1	1:30.185	94.04	0.865	13:19:54.150	

P20		24		Daniel COSTILLA		KTM - Cresswell racing			
LAP	SECTOR 1		SECTOR 2		LAP TIME	MPH	DIFF	TIME OF DAY	
1 -	1:00.079	<b>113.9</b>	36.719	96.6	1:41.335	83.69	10.575	13:01:51.929	
2 -	56.670	112.2	36.781	98.6	1:33.451	90.75	2.691	13:03:25.380	
3 -	55.738	109.1	36.509	99.2	1:32.247	91.94	1.487	13:04:57.627	
4 -	55.087	113.3	36.112	98.9	1:31.199 (2)	93.00	0.439	13:06:28.826	
5 -	54.931	112.9	<b>35.829</b>	99.4	<b>1:30.760 (1)</b>	<b>93.45</b>		<b>13:07:59.586</b>	
6 -	55.389	109.2	36.303	99.5	1:31.692	92.50	0.932	13:09:31.278	
7 -	54.869	110.1	36.683	98.9	1:31.552	92.64	0.792	13:11:02.830	
8 -	55.270	110.7	36.438	98.8	1:31.708	92.48	0.948	13:12:34.538	
9 -	55.300	110.3	36.199	99.2	1:31.499	92.69	0.739	13:14:06.037	
10 -	55.499	112.2	35.883	99.5	1:31.382	92.81	0.622	13:15:37.419	
11 -	<b>54.561</b>	110.7	36.647	<b>100.0</b>	1:31.208 (3)	92.99	0.448	13:17:08.627	
12 -	55.758	109.2	36.587	99.4	1:32.345	91.84	1.585	13:18:40.972	
13 -	55.388	109.1	36.052	95.0	1:31.440	92.75	0.680	13:20:12.412	

P21		66 M3		Joe IRVING		KTM - RS racing / The Toad and Tatle Pub			
LAP	SECTOR 1		SECTOR 2		LAP TIME	MPH	DIFF	TIME OF DAY	
1 -		115.7	33.603	104.5	1:29.991	94.24	4.720	13:01:40.585	
2 -	<b>51.780</b>	<b>116.9</b>	<b>33.491</b>	101.5	<b>1:25.271 (1)</b>	<b>99.46</b>		<b>13:03:05.856</b>	
3 -	52.432	114.3	33.515	103.2	1:25.947 (2)	98.68	0.676	13:04:31.803	
4 -	52.280	113.9	34.068	104.2	1:26.348	98.22	1.077	13:05:58.151	
5 -	52.447	114.7	33.663	<b>104.8</b>	1:26.110 (3)	98.49	0.839	13:07:24.261	
6 -	52.489	115.7	33.825	103.7	1:26.314	98.26	1.043	13:08:50.575	
7 -	52.987	112.9	34.264	103.4	1:27.251	97.20	1.980	13:10:17.826	
8 -	53.240	113.9	34.279	102.7	1:27.519	96.91	2.248	13:11:45.345	
9 -	52.669	112.9	34.322	103.2	1:26.991	97.49	1.720	13:13:12.336	
10 -	53.006	112.2	34.480	102.2	1:27.486	96.94	2.215	13:14:39.822	
11 -	52.984	113.5	35.255	96.2	1:28.239	96.12	2.968	13:16:08.061	

P22		48		Steve LAWTON		Honda - Cresswell Racing			
LAP	SECTOR 1		SECTOR 2		LAP TIME	MPH	DIFF	TIME OF DAY	
1 -	59.041	111.4	35.732	96.9	1:38.866	85.78	11.664	13:01:49.460	
2 -	54.231	114.3	35.098	95.1	1:29.329	94.94	2.127	13:03:18.789	
3 -	53.995	110.7	35.573	98.8	1:29.568	94.69	2.366	13:04:48.357	
4 -	54.079	112.9	35.314	97.1	1:29.393	94.88	2.191	13:06:17.750	
5 -	<b>52.616</b>	<b>116.1</b>	34.684	98.1	1:27.300 (2)	97.15	0.098	13:07:45.050	
6 -	52.720	111.6	<b>34.482</b>	<b>99.5</b>	<b>1:27.202 (1)</b>	<b>97.26</b>		<b>13:09:12.252</b>	
7 -	52.903	110.5	35.035	96.4	1:27.938	96.44	0.736	13:10:40.190	
8 -	53.150	113.7	34.765	98.1	1:27.915	96.47	0.713	13:12:08.105	
9 -	53.118	107.7	34.616	98.1	1:27.734 (3)	96.67	0.532	13:13:35.839	
10 -	53.021	112.0	34.736	98.1	1:27.757	96.64	0.555	13:15:03.596	
11 -	52.821	111.2	IN PIT		1:42.790 P	82.51	15.588	13:16:46.386	

Weather / Track : Cloudy / Dry

Thruxton  
Circuit Length = 2.3560 miles  
Start: 13:00 Flag 13:19 End: 13:24

# MCRCB BULLETIN TK180

## 2013 MCE British Superbike Championship - Round 2

## 2013 Monster Energy British Motostar Championship

### RACE 6 - SECTOR ANALYSIS

SECTOR 1 = FL to I1, SECTOR 2 = I1 to FL, DIFF = Difference To Personal Best Lap

<b>P23</b>	<b>21</b>	<b>Jason DOUGLAS</b>			Honda - SGR Racing			
LAP	SECTOR 1		SECTOR 2		LAP TIME	MPH	DIFF	TIME OF DAY
1 -	59.421	<b>113.1</b>	36.646	97.8	1:40.183	84.66	11.891	13:01:50.777
2 -	54.304	111.2	35.260	99.4	1:29.564	94.69	1.272	13:03:20.341
3 -	55.223	107.7	35.628	<b>100.6</b>	1:30.851	93.35	2.559	13:04:51.192
4 -	54.904	108.2	35.650	97.2	1:30.554	93.66	2.262	13:06:21.746
5 -	53.939	109.4	35.893	96.5	1:29.832	94.41	1.540	13:07:51.578
6 -	53.525	110.9	35.087	99.5	1:28.612 <b>(2)</b>	95.71	0.320	13:09:20.190
7 -	55.151	110.5	35.065	99.5	1:30.216	94.01	1.924	13:10:50.406
<b>8 -</b>	<b>53.486</b>	110.1	34.806	98.9	<b>1:28.292 (1)</b>	<b>96.06</b>		<b>13:12:18.698</b>
9 -	54.211	107.8	35.000	98.6	1:29.211	95.07	0.919	13:13:47.909
10 -	54.528	109.8	34.828	100.1	1:29.356	94.91	1.064	13:15:17.265
11 -	54.399	109.2	<b>34.729</b>	99.2	1:29.128 <b>(3)</b>	95.16	0.836	13:16:46.393

<b>P24</b>	<b>12</b>	<b>Edward RENDELL</b>			Honda - Banks Racing			
LAP	SECTOR 1		SECTOR 2		LAP TIME	MPH	DIFF	TIME OF DAY
1 -		115.5	33.542	100.9	1:30.308	93.91	5.608	13:01:40.902
2 -	51.875	115.1	33.500	100.4	1:25.375 <b>(3)</b>	99.34	0.675	13:03:06.277
3 -	51.917	112.4	34.108	100.7	1:26.025	98.59	1.325	13:04:32.302
4 -	51.768	113.3	34.298	100.9	1:26.066	98.54	1.366	13:05:58.368
5 -	51.654	115.3	33.446	100.4	1:25.100 <b>(2)</b>	99.66	0.400	13:07:23.468
<b>6 -</b>	<b>51.278</b>	<b>116.3</b>	<b>33.422</b>	100.1	<b>1:24.700 (1)</b>	<b>100.13</b>		<b>13:08:48.168</b>
7 -	52.321	110.1	33.949	<b>101.3</b>	1:26.270	98.31	1.570	13:10:14.438
8 -	52.260	112.7	33.876	100.1	1:26.136	98.46	1.436	13:11:40.574
9 -	51.636	115.7	33.755	<b>101.3</b>	1:25.391	99.32	0.691	13:13:05.965

<b>P25</b>	<b>11</b>	<b>Joseph THOMAS</b>			Honda - Moto UK Racing			
LAP	SECTOR 1		SECTOR 2		LAP TIME	MPH	DIFF	TIME OF DAY
1 -	1:00.134	<b>109.2</b>	36.656	96.8	1:41.238	83.77	8.314	13:01:51.832
<b>2 -</b>	56.809	108.2	<b>36.115</b>	96.5	<b>1:32.924 (1)</b>	<b>91.27</b>		<b>13:03:24.756</b>
3 -	57.115	103.7	36.712	<b>98.2</b>	1:33.827	90.39	0.903	13:04:58.583
4 -	<b>56.502</b>	106.8	37.012	96.6	1:33.514	90.69	0.590	13:06:32.097
5 -	56.679	105.1	36.947	96.5	1:33.626	90.59	0.702	13:08:05.723
6 -	56.526	103.7	36.862	97.1	1:33.388 <b>(2)</b>	90.82	0.464	13:09:39.111
7 -	56.825	102.9	36.604	97.6	1:33.429 <b>(3)</b>	90.78	0.505	13:11:12.540
8 -	56.633	105.5	37.395	96.5	1:34.028	90.20	1.104	13:12:46.568

**MCRCB BULLETIN TK181****2013 MCE British Superbike Championship - Round 2****2013 Monster Energy British Motostar Championship****RACE 6 - BEST SPEEDS**

POS	SECTOR 1			SECTOR 2			FINISH LINE		
	NO	NAME	MPH	NO	NAME	MPH	NO	NAME	MPH
1	95	Tarran MACKENZIE	119.4				95	Tarran MACKENZIE	105.1
2	22	Stephanie WADDELOW	119.1				66	Joe IRVING	104.8
3	17	Tom CARNE	118.5				22	Stephanie WADDELOW	104.5
4	27	Catherine GREEN	118.3				27	Catherine GREEN	103.5
5	34	Jordan WEAVING	117.3				64	Asher DURHAM	103.0
6	40	Joe FRANCIS	117.3				34	Jordan WEAVING	102.9
7	13	Sam BURMAN	117.1				17	Tom CARNE	102.7
8	64	Asher DURHAM	117.1				40	Joe FRANCIS	102.7
9	10	Peter SUTHERLAND	116.9				10	Peter SUTHERLAND	101.9
10	66	Joe IRVING	116.9				42	James HOBSON	101.6
11	12	Edward RENDELL	116.3				12	Edward RENDELL	101.3
12	48	Steve LAWTON	116.1				13	Sam BURMAN	101.3
13	80	Callum BEY	115.9				35	Elliot LODGE	101.3
14	3	Taz TAYLOR	115.7				3	Taz TAYLOR	101.0
15	42	James HOBSON	115.5				44	Jake BAYFORD	101.0
16	43	Arnie SHELTON	115.3				43	Arnie SHELTON	100.9
17	73	Justin WARING	115.3				80	Callum BEY	100.9
18	36	Jayson URIBE	115.1				21	Jason DOUGLAS	100.6
19	35	Elliot LODGE	114.5				73	Justin WARING	100.6
20	2	Paul JORDAN	114.3				24	Daniel COSTILLA	100.0
21	41	Milo WARD	114.3				48	Steve LAWTON	99.5
22	24	Daniel COSTILLA	113.9				36	Jayson URIBE	98.9
23	44	Jake BAYFORD	113.7				41	Milo WARD	98.3
24	21	Jason DOUGLAS	113.1				11	Joseph THOMAS	98.2
25	72	Ricky TARREN	110.1				72	Ricky TARREN	97.3
26	11	Joseph THOMAS	109.2						

Weather / Track : Cloudy / Dry

Thruxton

Circuit Length = 2.3560 miles

Start: 13:00 Flag 13:19 End: 13:24

Results can be found at [www.tsl-timing.com](http://www.tsl-timing.com)

Printed - 13:26 Sunday, 14 April 2013



**MCRCB BULLETIN TK182**

**2013 MCE British Superbike Championship - Round 2**

**2013 Monster Energy British Motostar Championship**

**RACE 6 - BEST SECTORS**

SECTOR 1			SECTOR 2			IDEAL / BEST COMPARISON						
POS	NO	NAME	TIME	NO	NAME	TIME	POS	NO	NAME	IDEAL	BEST	DIFF
1	40	FRANCIS	<b>50.314</b>	95	MACKENZIE	<b>32.387</b>						
2	95	MACKENZIE	<b>50.628</b>	40	FRANCIS	<b>32.679</b>	1	40	FRANCIS	1:22.993	1:23.028	0.035
3	12	RENDELL	<b>51.278</b>	17	CARNE	<b>33.267</b>	2	95	MACKENZIE	1:23.015	1:23.097	0.082
4	10	SUTHERLAND	<b>51.369</b>	10	SUTHERLAND	<b>33.316</b>	3	10	SUTHERLAND	1:24.685	1:24.903	0.218
5	34	WEAVING	<b>51.490</b>	34	WEAVING	<b>33.345</b>	4	12	RENDELL	1:24.700	1:24.700	0.000
6	17	CARNE	<b>51.499</b>	12	RENDELL	<b>33.422</b>	5	17	CARNE	1:24.766	1:24.916	0.150
7	43	SHELTON	<b>51.648</b>	66	IRVING	<b>33.491</b>	6	34	WEAVING	1:24.835	1:24.922	0.087
8	66	IRVING	<b>51.780</b>	27	GREEN	<b>33.690</b>	7	66	IRVING	1:25.271	1:25.271	0.000
9	27	GREEN	<b>52.266</b>	43	SHELTON	<b>33.802</b>	8	43	SHELTON	1:25.450	1:25.589	0.139
10	48	LAWTON	<b>52.616</b>	35	LODGE	<b>34.098</b>	9	27	GREEN	1:25.956	1:26.076	0.120
11	35	LODGE	<b>52.878</b>	22	WADDELOW	<b>34.104</b>	10	35	LODGE	1:26.976	1:27.298	0.322
12	44	BAYFORD	<b>53.016</b>	80	BEY	<b>34.245</b>	11	48	LAWTON	1:27.098	1:27.202	0.104
13	22	WADDELOW	<b>53.022</b>	3	TAYLOR	<b>34.286</b>	12	22	WADDELOW	1:27.126	1:27.307	0.181
14	80	BEY	<b>53.112</b>	44	BAYFORD	<b>34.379</b>	13	80	BEY	1:27.357	1:27.596	0.239
15	3	TAYLOR	<b>53.143</b>	42	HOBSON	<b>34.421</b>	14	44	BAYFORD	1:27.395	1:27.483	0.088
16	72	TARREN	<b>53.196</b>	36	URIBE	<b>34.482</b>	15	3	TAYLOR	1:27.429	1:27.727	0.298
17	42	HOBSON	<b>53.230</b>	48	LAWTON	<b>34.482</b>	16	42	HOBSON	1:27.651	1:27.664	0.013
18	41	WARD	<b>53.275</b>	21	DOUGLAS	<b>34.729</b>	17	41	WARD	1:28.100	1:28.121	0.021
19	13	BURMAN	<b>53.367</b>	13	BURMAN	<b>34.769</b>	18	36	URIBE	1:28.100	1:28.320	0.220
20	21	DOUGLAS	<b>53.486</b>	64	DURHAM	<b>34.786</b>	19	13	BURMAN	1:28.136	1:28.367	0.231
21	36	URIBE	<b>53.618</b>	41	WARD	<b>34.825</b>	20	72	TARREN	1:28.153	1:28.174	0.021
22	64	DURHAM	<b>53.691</b>	72	TARREN	<b>34.957</b>	21	21	DOUGLAS	1:28.215	1:28.292	0.077
23	73	WARING	<b>54.175</b>	73	WARING	<b>35.107</b>	22	64	DURHAM	1:28.477	1:28.517	0.040
24	24	COSTILLA	<b>54.561</b>	24	COSTILLA	<b>35.829</b>	23	73	WARING	1:29.282	1:29.320	0.038
25	11	THOMAS	<b>56.502</b>	11	THOMAS	<b>36.115</b>	24	24	COSTILLA	1:30.390	1:30.760	0.370
26	2	JORDAN	<b>56.635</b>				25	11	THOMAS	1:32.617	1:32.924	0.307

Weather / Track : Cloudy / Dry

Results can be found at [www.tsl-timing.com](http://www.tsl-timing.com)

Thruxton  
 Circuit Length = 2.3560 miles  
 Start: 13:00 Flag 13:19 End: 13:24

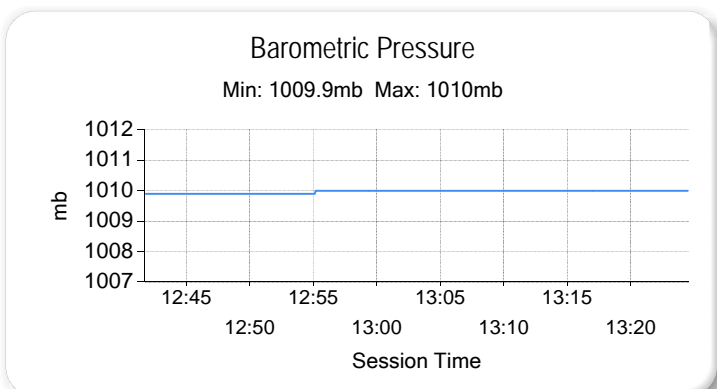
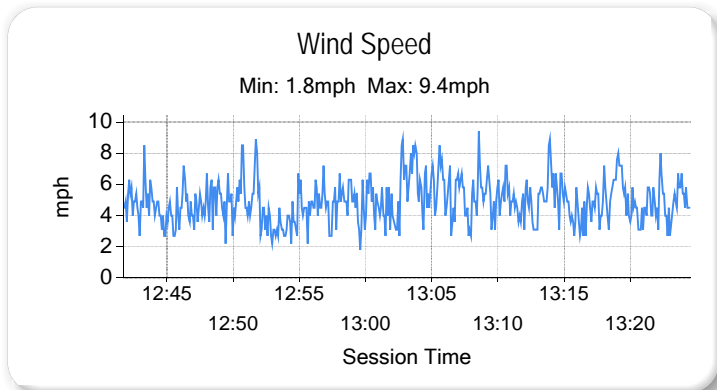
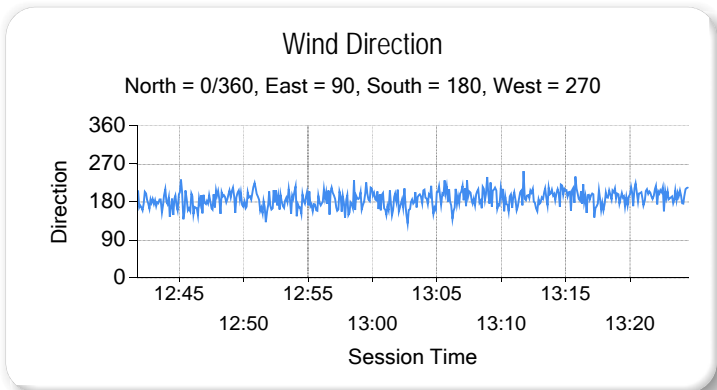
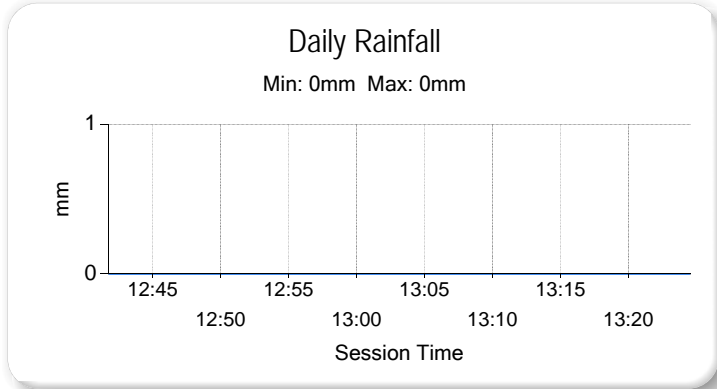
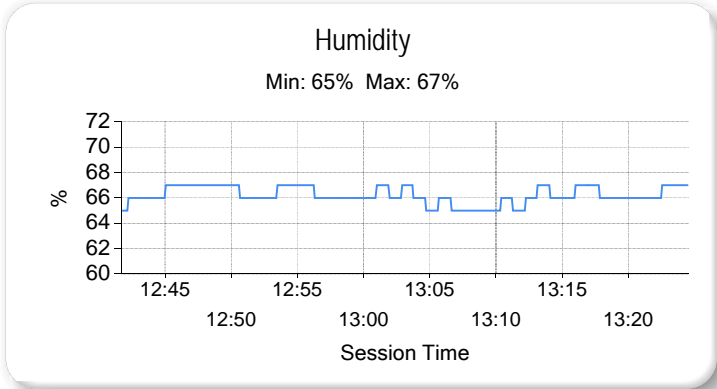
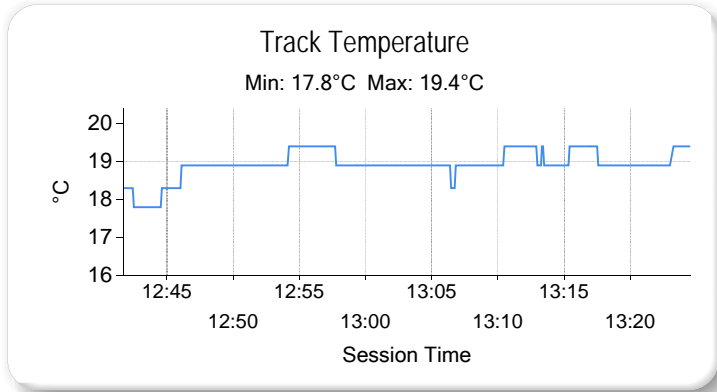
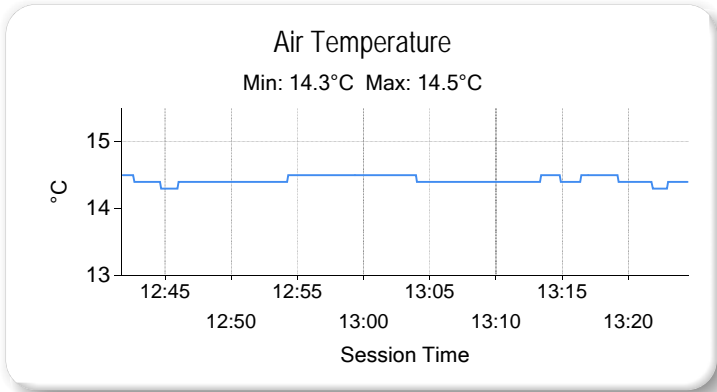
Printed - 13:26 Sunday, 14 April 2013

# MCRCB BULLETIN TK185

## 2013 MCE British Superbike Championship - Round 2

## 2013 Monster Energy British Motostar Championship

### RACE 6 - WEATHER CONDITIONS



Weather / Track : Cloudy / Dry

Results can be found at [www.tsl-timing.com](http://www.tsl-timing.com)

Thruxton  
Circuit Length = 2.3560 miles  
Start: 13:00 Flag 13:19 End: 13:24

Printed - 13:28 Sunday, 14 April 2013

# MCRCB BULLETIN TK186

## 2013 Monster Energy British Motostar Championship

### 125GP POINTS AFTER ROUND 2

	TOTAL	GAP	DIFF	7th April Brands Hatch - Indy	14th April Thruxton	6th May Oulton Park	16th June Knockhill	7th July Snetterton	21st July Brands Hatch - GP	11th August Oulton Park	26th August Cadwell Park	8th September Donington Park	22nd September Assen	6th October Silverstone	20th October Brands Hatch - GP
Tom CARNE	45			25	20										
Jordan WEAVING	36	9		20	16										
Arnie SHELTON	26	19	10	13	13										
Peter SUTHERLAND	25	20	1		25										
Catherine GREEN	22	23	3	11	11										
Callum BEY	18	27	4	10	8										
Edward RENDELL	16	29	2	16											
Milo WARD	13	32	3	7	6										
Taz TAYLOR	10	35	3	6	4										
Elliott LODGE	10	35	0		10										
Paul JORDAN	9	36	1	9											
Stephanie WADDELOW	9	36	0		9										
Adam McLEAN	8	37	1	8											
Asher DURHAM	7	38	1	4	3										
Jake BAYFORD	7	38	0		7										
Daniel COSTILLA	6	39	1	5	1										
Jayson URIBE	5	40	1	3	2										
Ricky TARREN	5	40	0		5										

# MCR CB BULLETIN TK187

## 2013 Monster Energy British Motostar Championship

### MOTO 3 POINTS AFTER ROUND 2

	TOTAL	GAP	DIFF	7th April Brands Hatch - Indy	14th April Thruxton	6th May Oulton Park	16th June Knockhill	7th July Snetterton	21st July Brands Hatch - GP	11th August Oulton Park	26th August Cadwell Park	8th September Donington Park	22nd September Assen	6th October Silverstone	20th October Brands Hatch - GP
Tarran MACKENZIE	50			25	25										
Joe FRANCIS	40	10		20	20										
Sam BURMAN	24	26	16	11	13										
Joe IRVING	16	34	8	16											
James HOBSON	16	34	0		16										
Ollly SIMPSON	13	37	3	13											
Justin WARING	11	39	2		11										