



MOTOSTAR

Round 3
Oulton Park International

4th - 6th May 2013



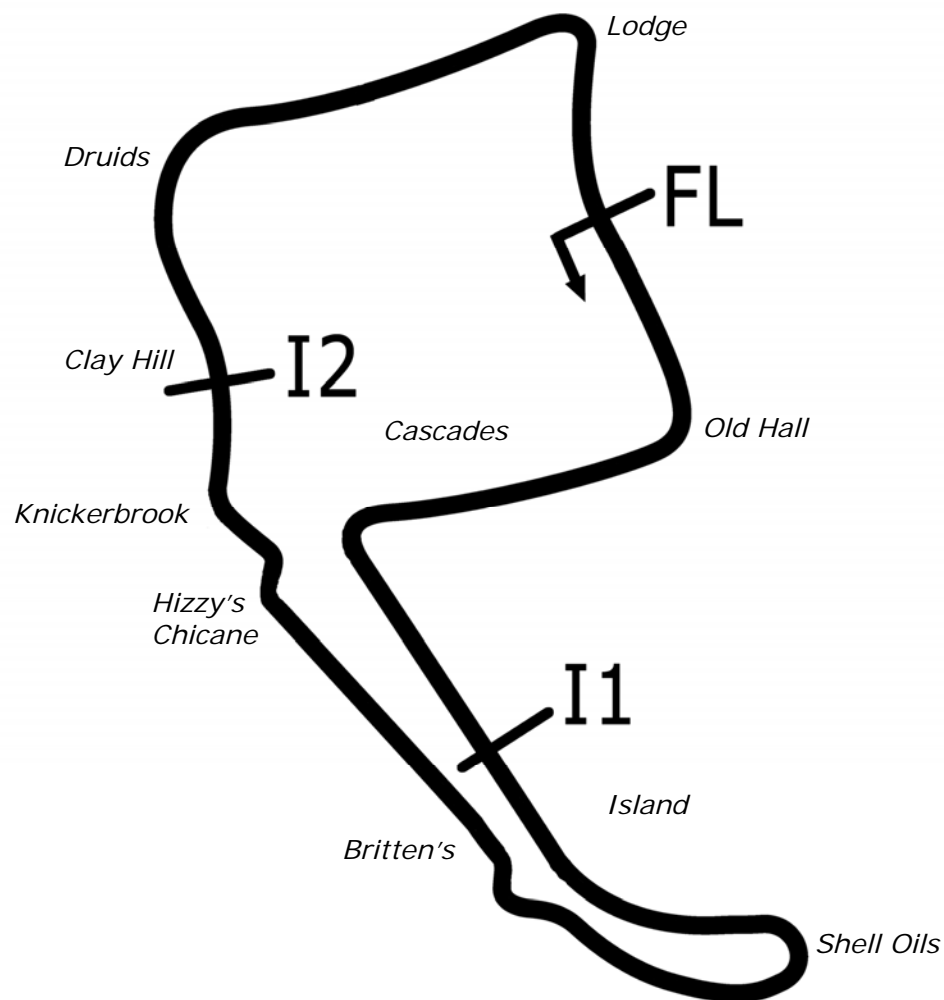
Results Provided by Timing Solutions Ltd
www.tsl-timing.com

Oulton Park International

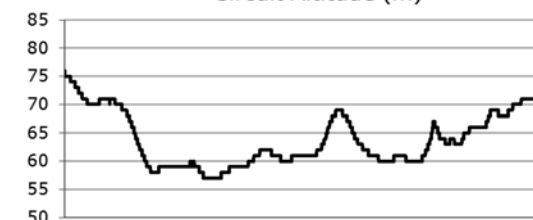


SPORTS TIMING

TIMING SOLUTIONS LTD



Circuit Altitude (m)



Length	2.6920 miles	4332.4 m	
FL		53.17997 N	2.61294 W
I1	1163m	53.17248 N	2.61631 W
I2	3066m	53.17830 N	2.62040 W
Pit Entry	4314m	53.18011 N	2.61306 W
Pit Exit	180m after FL	53.17836 N	2.61232 W
Pit Entry-Pit Exit 199m, 11.9s @60kph, 8.9s @80kph			

Lap Records		Best Sector Information					
		Sector 1	S1 Trap (mph)	Sector 2	S2 Trap (mph)	Sector 3	F/L Trap (mph)
Superbike	1:35.436	23.169	160.2	45.223	140.6	25.988	151.1
Superstock 1000	1:38.118	23.935	153.2	47.052	134.5	26.885	148.5
Supersport	1:38.515	24.043	146.5	46.747	129.1	26.864	141.6
Superstock 600	1:41.503	24.888	142.2	48.544	125.4	27.756	133.4
125GP	1:45.637	26.180	123.8	49.957	109.6	29.185	117.5
F1 Sidecar							
Triumph TC	1:43.934	25.593	137.2	49.480	122.9	28.501	131.6
Ducati 848	1:42.887	25.161	139.8	49.217	125.2	28.228	129.8

FREE PRACTICE 1 - CLASSIFICATION



POS	NO	CL	PIC NAME	ENTRY	TIME	ON	LAPS	GAP	DIFF	MPH
1	66	M3	1 Joe IRVING	KTM - RS racing / The Toad and Tatle Pub	1:54.617	2	6			84.55
2	40	M3	2 Joe FRANCIS	Honda - Team WD40	1:55.628	2	7	1.011	1.011	83.81
3	12		1 Edward RENDELL	Honda - Banks Racing	1:55.741	7	7	1.124	0.113	83.73
4	10		2 Peter SUTHERLAND	Aprilia - Kinpac Racing	1:56.480	8	8	1.863	0.739	83.20
5	2		3 Paul JORDAN	Seel Honda - Repli-Cast UK	1:57.105	6	6	2.488	0.625	82.75
6	80		4 Callum BEY	Honda - RCD Motorsport	1:58.414	7	8	3.797	1.309	81.84
7	13	M3	3 Sam BURMAN	Honda - WNT / Burman Racing	1:59.107	6	7	4.490	0.693	81.36
8	82		5 Jon VINCENT	Honda - Molly / JVR Racing	1:59.131	3	3	4.514	0.024	81.34
9	27		6 Catherine GREEN	Honda - RS Racing	1:59.451	2	3	4.834	0.320	81.13
10	43		7 Arnie SHELTON	Honda - e3 motorsport	1:59.499	4	5	4.882	0.048	81.09
11	42	M3	4 James HOBSON	Honda - Two 4 Motorsport	1:59.708	6	7	5.091	0.209	80.95
12	86		8 Bradley HUGHES	Honda - Cresswell Racing	2:00.459	6	6	5.842	0.751	80.45
13	35		9 Elliot LODGE	Honda - SP125/SpikeRacing	2:00.476	6	6	5.859	0.017	80.44
14	44		10 Jake BAYFORD	Honda - j4ke.com	2:00.569	6	7	5.952	0.093	80.37
15	17		11 Tom CARNE	Honda - TC Racing / SP125 racing	2:01.408	7	7	6.791	0.839	79.82
16	65		12 Josh OWENS	Honda - Trax Hydraulics	2:01.705	6	7	7.088	0.297	79.62
17	72		13 Ricky TARREN	Honda - Cresswell racing	2:02.280	7	7	7.663	0.575	79.25
18	36		14 Jayson URIBE	Honda - Cresswell Racing	2:02.453	4	5	7.836	0.173	79.14
19	41		15 Milo WARD	Luyten Honda - FPW Racing	2:02.570	6	7	7.953	0.117	79.06
20	73	M3	5 Justin WARING	Honda - Repli-Cast UK	2:03.220	3	3	8.603	0.650	78.65
21	22		16 Stephanie WADDELOW	Aprilia - Moto Strada	2:03.232	6	6	8.615	0.012	78.64
22	90		17 Greg GREENWOOD	Luyten Honda - Fpw racing	2:03.364	5	7	8.747	0.132	78.55
23	48		18 Steve LAWTON	Honda - Cresswell Racing	2:04.125	3	3	9.508	0.761	78.07
24	3		19 Taz TAYLOR	Honda - Two Wheel / e3 motorsport	2:04.445	5	7	9.828	0.320	77.87

QUALIFYING LAPTIME (110.0% of 1:54.617) = 2:06.078

25	88	20	Lewis ROLLO	Honda - Lewis Rollo Racing	2:06.348	6	7	11.731	1.903	76.70
26	71	21	David WALES	Honda - TAD Racing	2:11.207	6	7	16.590	4.859	73.86
27	64	22	Asher DURHAM	Seel Honda - Repli-Cast UK	2:21.726	2	4	27.109	10.519	68.38
28	24	23	Daniel COSTILLA	KTM - Cresswell racing	2:22.825	5	6	28.208	1.099	67.85
29	77	24	Jason VERNON	Honda - SGR Racing			2			

Weather / Track : Cloudy / Dry

These results are provisional until the conclusion of any judicial and technical matters.

Oulton Park International

Circuit Length = 2.6920 miles

Start: 09:00 Flag 09:27 End: 09:29

Race Director :	Stewards :	Timekeeper :
-----------------	------------	--------------

Results can be found at www.britishsuperbike.com

Printed - 09:30 Saturday, 04 May 2013

MCRCB BULLETIN TK002

2013 MCE British Superbike Championship - Round 3

2013 Monster Energy British Motostar Championship

FREE PRACTICE 1 - SECTOR ANALYSIS

SECTOR 1 = FL to I1, SECTOR 2 = I1 to I2, SECTOR 3 = I2 to FL, DIFF = Difference To Personal Best Lap

P1		66 M3		Joe IRVING		KTM - RS racing / The Toad and Tatle Pub					
LAP		SECTOR 1		SECTOR 2		SECTOR 3		LAP TIME	MPH	DIFF	TIME OF DAY
1 -	OUTLAP	112.4	56.112	104.0	32.093	111.1					09:02:22.860
2 -		28.642	114.5	54.463	104.2	31.512	111.4	1:54.617 (1)	84.55		09:04:17.477
3 -		28.632	113.9	59.501	97.6	IN PIT		2:09.258	P	14.641	09:06:26.735
4 -	OUTLAP	111.8	58.078	103.5	32.329	112.9		15:14.226		13:19.609	09:21:40.961
5 -		28.549	115.9	54.693	104.0	31.744	110.5	1:54.986	(2)	0.369	09:23:35.947
6 -		28.630	115.5	55.266	105.6	31.166	113.7	1:55.062	(3)	0.445	09:25:31.009

P2		40 M3		Joe FRANCIS		Honda - Team WD40					
LAP		SECTOR 1		SECTOR 2		SECTOR 3		LAP TIME	MPH	DIFF	TIME OF DAY
1 -	OUTLAP	108.9	56.761	99.7	32.228	105.1					09:02:25.663
2 -		28.868	110.3	54.961	100.7	31.799	106.4	1:55.628 (1)	83.81		09:04:21.291
3 -		28.702	109.1	57.054	100.6	31.910	106.0	1:57.666		2.038	09:06:18.957
4 -		30.367	107.5	57.719	100.9	IN PIT		2:12.331	P	16.703	09:08:31.288
5 -	OUTLAP	107.3	57.204	101.6	32.431	105.5		13:47.615		11:51.987	09:22:18.903
6 -		28.637	111.4	55.425	101.8	31.796	106.2	1:55.858	(2)	0.230	09:24:14.761
7 -		29.391	111.2	54.822	101.9	31.702	107.4	1:55.915	(3)	0.287	09:26:10.676

P3		12		Edward RENDELL		Honda - Banks Racing					
LAP		SECTOR 1		SECTOR 2		SECTOR 3		LAP TIME	MPH	DIFF	TIME OF DAY
1 -	OUTLAP	92.5	1:05.310	88.1	IN PIT				P		09:03:01.061
2 -	OUTLAP	93.5	1:00.253	87.7	35.171	91.2		2:51.688		55.947	09:05:52.749
3 -		31.954	98.9	59.059	84.8	IN PIT		2:14.870	P	19.129	09:08:07.619
4 -	OUTLAP	104.0	59.046	99.1	33.464	104.7		13:24.325		11:28.584	09:21:31.944
5 -		29.902	109.2	56.499	99.2	31.911	104.9	1:58.312	(3)	2.571	09:23:30.256
6 -		28.917	99.4	56.376	101.5	31.980	106.0	1:57.273	(2)	1.532	09:25:27.529
7 -		28.688	109.2	55.081	99.8	31.972	105.5	1:55.741 (1)	83.73		09:27:23.270

P4		10		Peter SUTHERLAND		Aprilia - Kinpac Racing					
LAP		SECTOR 1		SECTOR 2		SECTOR 3		LAP TIME	MPH	DIFF	TIME OF DAY
1 -	OUTLAP	109.8	58.104	100.3	32.993	107.2					09:02:27.499
2 -		29.150	110.9	56.880	99.2	32.994	107.4	1:59.024		2.544	09:04:26.523
3 -		29.448	110.3	58.558	100.0	32.319	106.0	2:00.325		3.845	09:06:26.848
4 -		29.018	108.7	56.269	99.2	IN PIT		2:08.590	P	12.110	09:08:35.438
5 -	OUTLAP	105.8	57.852	100.4	32.897	106.7		12:31.097		10:34.617	09:21:06.535
6 -		29.409	107.5	56.051	99.4	32.364	106.0	1:57.824	(3)	1.344	09:23:04.359
7 -		28.689	111.4	55.779	99.5	32.035	107.0	1:56.503	(2)	0.023	09:25:00.862
8 -		28.960	111.1	55.400	100.6	32.120	102.5	1:56.480 (1)	83.20		09:26:57.342

P5		2		Paul JORDAN		Seel Honda - Repli-Cast UK					
LAP		SECTOR 1		SECTOR 2		SECTOR 3		LAP TIME	MPH	DIFF	TIME OF DAY
1 -	OUTLAP	98.9	1:03.232	93.7	34.543	99.1					09:02:41.800
2 -		31.113	101.2	57.862	96.5	33.676	101.6	2:02.651	(3)	5.546	09:04:44.451
3 -		30.366	104.3	1:02.977	90.5	IN PIT		2:14.272	P	17.167	09:06:58.723
4 -	OUTLAP	104.3	59.409	100.1	35.261	105.7		14:41.243		12:44.138	09:21:39.966
5 -		29.441	109.6	56.118	100.4	32.069	106.5	1:57.628	(2)	0.523	09:23:37.594
6 -		28.689	110.7	55.403	101.5	33.013	105.5	1:57.105 (1)	82.75		09:25:34.699

P6		80		Callum BEY		Honda - RCD Motorsport					
LAP		SECTOR 1		SECTOR 2		SECTOR 3		LAP TIME	MPH	DIFF	TIME OF DAY
1 -	OUTLAP	108.4	58.578	99.4	33.280	106.5					09:02:26.654
2 -		29.904	110.1	56.871	98.9	32.947	106.7	1:59.722	(2)	1.308	09:04:26.376
3 -		29.490	110.5	58.581	100.0	32.750	108.4	2:00.821		2.407	09:06:27.197
4 -		29.282	111.1	57.044	101.0	IN PIT		2:10.593	P	12.179	09:08:37.790
5 -	OUTLAP	97.3	1:01.399	100.1	34.056	106.5		12:44.685		10:46.271	09:21:22.475
6 -		30.311	109.8	56.960	101.0	32.906	106.9	2:00.177	(3)	1.763	09:23:22.652
7 -		29.511	110.1	56.472	101.8	32.431	108.2	1:58.414 (1)	81.84		09:25:21.066
8 -		29.885	111.2	57.765	98.5	33.536	105.4	2:01.186		2.772	09:27:22.252

Weather / Track : Cloudy / Dry

Oulton Park International
Circuit Length = 2.6920 miles
Start: 09:00 Flag 09:27 End: 09:29

MCRCB BULLETIN TK002

2013 MCE British Superbike Championship - Round 3

2013 Monster Energy British Motostar Championship

FREE PRACTICE 1 - SECTOR ANALYSIS

SECTOR 1 = FL to I1, SECTOR 2 = I1 to I2, SECTOR 3 = I2 to FL, DIFF = Difference To Personal Best Lap

P7	13 M3	Sam BURMAN					Honda - WNT / Burman Racing			
LAP	SECTOR 1	SECTOR 2		SECTOR 3		LAP TIME	MPH	DIFF	TIME OF DAY	
1 -	OUTLAP	110.9	59.519	101.2	33.251	106.2			09:02:29.863	
2 -	30.652	110.3	58.294	100.1	33.260	106.9	2:02.206	79.30	3.099	09:04:32.069
3 -	30.512	110.5	59.850	100.7	33.530	107.0	2:03.892	78.22	4.785	09:06:35.961
4 -	OUTLAP	109.1	59.649	99.8	33.225	106.7	14:33.764	11.09	12:34.657	09:21:09.725
5 -	30.212	110.9	57.650	101.3	32.406	106.9	2:00.268 (2)	80.58	1.161	09:23:09.993
6 -	29.847	110.5	56.915	101.6	32.345	107.9	1:59.107 (1)	81.36		09:25:09.100
7 -	30.232	110.5	58.089	100.7	32.978	106.7	2:01.299 (3)	79.89	2.192	09:27:10.399

P8	82	Jon VINCENT					Honda - Molly / JVR Racing			
LAP	SECTOR 1	SECTOR 2		SECTOR 3		LAP TIME	MPH	DIFF	TIME OF DAY	
1 -	OUTLAP	88.5	1:04.302	90.3	35.439	94.1				09:02:48.136
2 -	30.857	98.8	57.200	94.7	33.153	101.3	2:01.210 (2)	79.95	2.079	09:04:49.346
3 -	29.280	105.8	56.901	96.0	32.950	103.3	1:59.131 (1)	81.34		09:06:48.477

P9	27	Catherine GREEN					Honda - RS Racing			
LAP	SECTOR 1	SECTOR 2		SECTOR 3		LAP TIME	MPH	DIFF	TIME OF DAY	
1 -	OUTLAP	108.9	58.729	101.2	33.300	107.0				09:02:27.658
2 -	29.734	108.9	57.420	101.0	32.297	107.9	1:59.451 (1)	81.13		09:04:27.109
3 -	29.278	109.1	59.321	99.7	32.312	107.4	2:00.911 (2)	80.15	1.460	09:06:28.020

P10	43	Arnie SHELTON					Honda - e3 motorsport			
LAP	SECTOR 1	SECTOR 2		SECTOR 3		LAP TIME	MPH	DIFF	TIME OF DAY	
1 -	OUTLAP	100.9	1:04.592	94.6	35.104	105.1				09:02:54.930
2 -	30.511	108.4	59.339	99.7	IN PIT		2:09.102 P	75.06	9.603	09:05:04.032
3 -	OUTLAP	104.2	1:00.879	99.1	34.355	106.0	16:49.195	9.60	14:49.696	09:21:53.227
4 -	29.678	110.3	56.744	99.2	33.077	107.0	1:59.499 (1)	81.09		09:23:52.726
5 -	29.990	108.9	57.378	101.0	IN PIT		2:05.013 P	77.52	5.514	09:25:57.739

P11	42 M3	James HOBSON					Honda - Two 4 Motorsport			
LAP	SECTOR 1	SECTOR 2		SECTOR 3		LAP TIME	MPH	DIFF	TIME OF DAY	
1 -	OUTLAP	108.5	59.879	100.4	33.727	104.2				09:02:29.896
2 -	30.938	109.8	58.323	101.3	33.489	105.5	2:02.750	78.95	3.042	09:04:32.646
3 -	29.643	109.4	58.904	100.0	33.771	105.1	2:02.318	79.23	2.610	09:06:34.964
4 -	OUTLAP	105.5	1:01.663	99.8	34.395	105.9	14:50.595	10.88	12:50.887	09:21:25.559
5 -	30.876	109.1	57.923	100.0	32.758	106.7	2:01.557 (3)	79.72	1.849	09:23:27.116
6 -	29.992	110.1	56.888	100.4	32.828	106.4	1:59.708 (1)	80.95		09:25:26.824
7 -	29.633	112.7	58.002	100.9	33.796	105.5	2:01.431 (2)	79.80	1.723	09:27:28.255

P12	86	Bradley HUGHES					Honda - Creswell Racing			
LAP	SECTOR 1	SECTOR 2		SECTOR 3		LAP TIME	MPH	DIFF	TIME OF DAY	
1 -	OUTLAP	79.0	1:19.028	66.3	41.358	86.5				09:03:22.249
2 -	37.754	82.2	1:11.528	80.3	40.418	83.8	2:29.700 (3)	64.73	29.241	09:05:51.949
3 -	35.095	88.4	1:05.684	82.9	IN PIT		2:29.326 P	64.90	28.867	09:08:21.275
4 -	OUTLAP	87.7	1:05.805	92.9	34.848	101.1	13:26.193	12.02	11:25.734	09:21:47.468
5 -	31.705	102.7	59.373	90.1	36.223	102.8	2:07.301 (2)	76.12	6.842	09:23:54.769
6 -	30.466	106.1	57.478	99.4	32.515	104.2	2:00.459 (1)	80.45		09:25:55.228

P13	35	Elliot LODGE					Honda - SP125/SpikeRacing			
LAP	SECTOR 1	SECTOR 2		SECTOR 3		LAP TIME	MPH	DIFF	TIME OF DAY	
1 -	OUTLAP	88.4	1:08.782	80.7	37.806	90.5				09:03:17.853
2 -	31.804	99.8	1:03.871	90.4	35.246	99.1	2:10.921 (3)	74.02	10.445	09:05:28.774
3 -	31.093	102.7	1:04.889	93.7	IN PIT		2:21.737 P	68.37	21.261	09:07:50.511
4 -	OUTLAP	105.0	1:02.008	95.8	34.209	102.8	13:37.233	11.85	11:36.757	09:21:27.744
5 -	31.122	106.8	58.821	96.6	32.785	104.6	2:02.728 (2)	78.96	2.252	09:23:30.472
6 -	29.372	109.4	58.607	98.1	32.497	103.9	2:00.476 (1)	80.44		09:25:30.948

Weather / Track : Cloudy / Dry

Oulton Park International
 Circuit Length = 2.6920 miles
 Start: 09:00 Flag 09:27 End: 09:29

MCRCB BULLETIN TK002

2013 MCE British Superbike Championship - Round 3

2013 Monster Energy British Motostar Championship

FREE PRACTICE 1 - SECTOR ANALYSIS

SECTOR 1 = FL to I1, SECTOR 2 = I1 to I2, SECTOR 3 = I2 to FL, DIFF = Difference To Personal Best Lap

P14 44		Jake BAYFORD						Honda - j4ke.com			
LAP		SECTOR 1		SECTOR 2		SECTOR 3		LAP TIME	MPH	DIFF	TIME OF DAY
1 -	OUTLAP	79.4	1:10.273	84.7	38.666	89.3					09:02:52.335
2 -	32.034	107.3	1:00.231	97.6	IN PIT		2:14.202	P 72.21	13.633		09:05:06.537
3 -	OUTLAP	105.5	1:01.762	98.9	IN PIT		3:33.251	P 45.44	1:32.682		09:08:39.788
4 -	OUTLAP	74.9	1:04.863	96.9	34.782	102.7	12:46.711	12.64	10:46.142		09:21:26.499
5 -	30.168	111.8	58.278	100.1	33.423	106.2	2:01.869	(2) 79.52	1.300		09:23:28.368
6 -	29.400	111.1	57.595	100.4	33.574	106.4	2:00.569	(1) 80.37			09:25:28.937
7 -	29.336	110.1	59.467	98.3	34.424	104.7	2:03.227	(3) 78.64	2.658		09:27:32.164

P15 17		Tom CARNE						Honda - TC Racing / SP125 racing			
LAP		SECTOR 1		SECTOR 2		SECTOR 3		LAP TIME	MPH	DIFF	TIME OF DAY
1 -	OUTLAP	79.8	1:16.171	67.8	44.072	81.2					09:03:35.512
2 -	36.318	94.7	1:09.658	86.5	38.807	91.6	2:24.783	66.93	23.375		09:06:00.295
3 -	33.328	103.4	1:06.226	91.5	IN PIT		2:25.435	P 66.63	24.027		09:08:25.730
4 -	OUTLAP	87.7	1:08.631	91.4	37.180	94.4	13:39.202	11.83	11:37.794		09:22:04.932
5 -	32.320	101.6	1:02.782	97.8	34.278	105.7	2:09.380	(3) 74.90	7.972		09:24:14.312
6 -	29.929	113.5	58.847	101.8	32.864	108.6	2:01.640	(2) 79.67	0.232		09:26:15.952
7 -	29.677	111.2	59.164	102.4	32.567	109.1	2:01.408	(1) 79.82			09:28:17.360

P16 65		Josh OWENS						Honda - Trax Hydraulics			
LAP		SECTOR 1		SECTOR 2		SECTOR 3		LAP TIME	MPH	DIFF	TIME OF DAY
1 -	OUTLAP	82.2	1:12.921	65.7	41.162	83.4					09:03:08.800
2 -	35.354	84.9	1:05.496	76.6	37.984	93.1	2:18.834	69.80	17.129		09:05:27.634
3 -	33.110	92.4	1:05.947	85.3	IN PIT		2:27.427	P 65.73	25.722		09:07:55.061
4 -	OUTLAP	81.6	1:04.042	76.1	37.559	93.2	13:27.504	12.00	11:25.799		09:21:22.565
5 -	31.295	102.2	58.975	93.8	33.965	99.1	2:04.235	(2) 78.00	2.530		09:23:26.800
6 -	30.508	101.5	57.827	93.0	33.370	99.2	2:01.705	(1) 79.62			09:25:28.505
7 -	29.924	104.2	1:05.004	89.8	34.593	98.6	2:09.521	(3) 74.82	7.816		09:27:38.026

P17 72		Ricky TARREN						Honda - Cresswell racing			
LAP		SECTOR 1		SECTOR 2		SECTOR 3		LAP TIME	MPH	DIFF	TIME OF DAY
1 -	OUTLAP	83.3	1:10.141	79.1	41.320	75.5					09:02:51.387
2 -	36.967	88.4	1:06.041	92.6	35.238	97.1	2:18.246	70.10	15.966		09:05:09.633
3 -	31.696	101.8	1:00.165	93.3	IN PIT		2:11.386	P 73.76	9.106		09:07:21.019
4 -	OUTLAP	102.2	1:00.521	93.8	34.935	97.8	13:51.739	11.65	11:49.459		09:21:12.758
5 -	32.027	101.3	59.219	95.3	34.019	100.2	2:05.265	(3) 77.36	2.985		09:23:18.023
6 -	30.749	103.5	58.094	95.5	33.556	100.2	2:02.399	(2) 79.17	0.119		09:25:20.422
7 -	30.257	103.8	58.267	96.0	33.756	101.0	2:02.280	(1) 79.25			09:27:22.702

P18 36		Jayson URIBE						Honda - Cresswell Racing			
LAP		SECTOR 1		SECTOR 2		SECTOR 3		LAP TIME	MPH	DIFF	TIME OF DAY
1 -											09:06:03.380
2 -							15:23.282	10.49	13:20.829		09:21:26.662
3 -							2:05.182	(2) 77.41	2.729		09:23:31.844
4 -							2:02.453	(1) 79.14			09:25:34.297
5 -							2:09.357	(3) 74.91	6.904		09:27:43.654

P19 41		Milo WARD						Luyten Honda - FPW Racing			
LAP		SECTOR 1		SECTOR 2		SECTOR 3		LAP TIME	MPH	DIFF	TIME OF DAY
1 -	OUTLAP	86.7	1:10.164	84.2	37.253	94.5					09:02:56.035
2 -	32.227	99.2	1:04.721	93.0	35.037	101.1	2:11.985	73.42	9.415		09:05:08.020
3 -	31.161	106.0	1:02.631	93.9	IN PIT		2:16.932	P 70.77	14.362		09:07:24.952
4 -	OUTLAP	105.0	1:02.755	94.9	34.997	101.1	14:34.965	11.07	12:32.395		09:21:59.917
5 -	30.648	106.5	59.170	96.1	34.100	101.6	2:03.918	(2) 78.20	1.348		09:24:03.835
6 -	30.009	108.5	58.958	97.1	33.603	100.7	2:02.570	(1) 79.06			09:26:06.405
7 -	29.739	107.0	1:03.065	96.1	33.955	100.7	2:06.759	(3) 76.45	4.189		09:28:13.164

Weather / Track : Cloudy / Dry

Oulton Park International
 Circuit Length = 2.6920 miles
 Start: 09:00 Flag 09:27 End: 09:29

MCRCB BULLETIN TK002

2013 MCE British Superbike Championship - Round 3

2013 Monster Energy British Motostar Championship

FREE PRACTICE 1 - SECTOR ANALYSIS

SECTOR 1 = FL to I1, SECTOR 2 = I1 to I2, SECTOR 3 = I2 to FL, DIFF = Difference To Personal Best Lap

P20	73	M3	Justin WARING		Honda - Repli-Cast UK					
LAP	SECTOR 1		SECTOR 2		SECTOR 3		LAP TIME	MPH	DIFF	TIME OF DAY
1 -	OUTLAP	102.4	1:00.766	87.1	35.345	98.5				09:02:39.133
2 -	30.811	105.5	59.454	97.9	34.478	102.7	2:04.743 (2)	77.69	1.523	09:04:43.876
3 -	30.497	106.8	59.032	97.2	33.691	104.1	2:03.220 (1)	78.65		09:06:47.096

P21	22	Stephanie WADDELOW		Aprilia - Moto Strada						
LAP	SECTOR 1		SECTOR 2		SECTOR 3		LAP TIME	MPH	DIFF	TIME OF DAY
1 -	OUTLAP	96.5	1:08.995	90.8	38.692	92.9				09:02:51.237
2 -	33.343	99.7	1:05.743	95.1	35.549	104.7	2:14.635	71.98	11.403	09:05:05.872
3 -	30.703	108.9	1:01.304	101.9	33.897	106.7	2:05.904 (3)	76.97	2.672	09:07:11.776
4 -	OUTLAP	104.2	1:04.633	97.3	36.350	104.2	14:51.109	10.87	12:47.877	09:22:02.885
5 -	30.473	112.5	59.045	103.4	33.762	106.5	2:03.280 (2)	78.61	0.048	09:24:06.165
6 -	30.567	112.2	58.928	103.4	33.737	106.5	2:03.232 (1)	78.64		09:26:09.397

P22	90	Greg GREENWOOD		Luyten Honda - Fpw racing						
LAP	SECTOR 1		SECTOR 2		SECTOR 3		LAP TIME	MPH	DIFF	TIME OF DAY
1 -	OUTLAP	80.5	1:17.694	76.6	41.123	83.5				09:03:12.627
2 -	35.532	92.5	1:08.854	81.9	37.665	101.9	2:22.051	68.22	18.687	09:05:34.678
3 -	31.080	105.8	1:02.251	95.1	IN PIT		2:21.372 P	68.55	18.008	09:07:56.050
4 -	OUTLAP	105.6	1:02.341	95.3	36.603	103.8	13:44.809	11.74	11:41.445	09:21:40.859
5 -	30.176	108.7	59.095	95.7	34.093	101.8	2:03.364 (1)	78.55		09:23:44.223
6 -	30.857	105.1	1:00.601	98.2	34.133	103.3	2:05.591 (2)	77.16	2.227	09:25:49.814
7 -	30.048	107.5	1:01.054	97.1	35.343	103.1	2:06.445 (3)	76.64	3.081	09:27:56.259

P23	48	Steve LAWTON		Honda - Cresswell Racing						
LAP	SECTOR 1		SECTOR 2		SECTOR 3		LAP TIME	MPH	DIFF	TIME OF DAY
1 -	OUTLAP	90.6	1:06.907	88.6	36.337	96.5				09:02:51.445
2 -	31.753	104.2	59.221	95.7	34.400	103.0	2:05.374 (2)	77.29	1.249	09:04:56.819
3 -	30.443	106.5	59.668	98.1	34.014	103.9	2:04.125 (1)	78.07		09:07:00.944

P24	3	Taz TAYLOR		Honda - Two Wheel / e3 motorsport						
LAP	SECTOR 1		SECTOR 2		SECTOR 3		LAP TIME	MPH	DIFF	TIME OF DAY
1 -	OUTLAP	87.8	1:11.108	80.3	38.511	90.9				09:03:03.525
2 -	34.093	94.5	1:03.493	91.1	35.748	100.7	2:13.334	72.68	8.889	09:05:16.859
3 -	32.537	99.4	1:04.577	94.2	IN PIT		2:19.813 P	69.31	15.368	09:07:36.672
4 -	OUTLAP	103.4	1:03.190	98.8	34.629	104.1	14:21.349	11.25	12:16.904	09:21:58.021
5 -	30.930	106.8	59.641	101.2	33.874	103.9	2:04.445 (1)	77.87		09:24:02.466
6 -	31.231	106.8	1:00.060	102.1	33.275	105.7	2:04.566 (2)	77.80	0.121	09:26:07.032
7 -	29.967	110.5	1:01.602	101.0	33.954	102.4	2:05.523 (3)	77.20	1.078	09:28:12.555

P25	88	Lewis ROLLO		Honda - Lewis Rollo Racing						
LAP	SECTOR 1		SECTOR 2		SECTOR 3		LAP TIME	MPH	DIFF	TIME OF DAY
1 -	OUTLAP	89.3	1:16.506	71.9	39.937	95.7				09:03:07.902
2 -	35.583	103.8	1:09.224	91.0	37.826	100.4	2:22.633	67.94	16.285	09:05:30.535
3 -	33.420	102.9	1:05.679	92.4	IN PIT		2:26.326 P	66.23	19.978	09:07:56.861
4 -	OUTLAP	92.4	1:07.858	91.8	36.557	103.6	13:36.699	11.86	11:30.351	09:21:33.560
5 -	33.199	104.3	1:02.160	96.9	34.467	102.8	2:09.826 (3)	74.64	3.478	09:23:43.386
6 -	31.451	107.0	1:00.319	97.9	34.578	102.1	2:06.348 (1)	76.70		09:25:49.734
7 -	31.282	107.8	1:01.716	96.9	34.655	100.2	2:07.653 (2)	75.91	1.305	09:27:57.387

P26	71	David WALES		Honda - TAD Racing						
LAP	SECTOR 1		SECTOR 2		SECTOR 3		LAP TIME	MPH	DIFF	TIME OF DAY
1 -	OUTLAP	93.9	1:10.508	79.8	40.100	89.0				09:03:00.791
2 -	33.719	98.3	1:05.088	91.4	36.486	96.5	2:15.293	71.63	4.086	09:05:16.084
3 -	32.795	97.3	1:06.971	89.4	36.300	95.3	2:16.066	71.22	4.859	09:07:32.150
4 -	OUTLAP	88.7	1:05.879	89.9	36.647	97.5	13:51.819	11.65	11:40.612	09:21:23.969
5 -	32.515	98.6	1:04.215	90.1	35.597	98.8	2:12.327 (3)	73.23	1.120	09:23:36.296

Weather / Track : Cloudy / Dry

Oulton Park International
Circuit Length = 2.6920 miles
Start: 09:00 Flag 09:27 End: 09:29

MCRCB BULLETIN TK002

2013 MCE British Superbike Championship - Round 3

2013 Monster Energy British Motostar Championship

FREE PRACTICE 1 - SECTOR ANALYSIS

SECTOR 1 = FL to I1, SECTOR 2 = I1 to I2, SECTOR 3 = I2 to FL, DIFF = Difference To Personal Best Lap

6 -	32.168	98.5	1:03.505	92.6	35.534	97.4	2:11.207 (1)	73.86			09:25:47.503
7 -	31.861	102.6	1:04.099	95.1	35.429	98.8	2:11.389 (2)	73.76	0.182		09:27:58.892

P27 64		Asher DURHAM		Seel Honda - Repli-Cast UK							
LAP	SECTOR 1	SECTOR 2	SECTOR 3	LAP TIME	MPH	DIFF	TIME OF DAY				
1 -	OUTLAP	86.9	1:13.620	79.0	40.147	85.5					09:03:00.608
2 -	35.772	94.6	1:07.348	85.8	38.606	88.4	2:21.726 (1)	68.38			09:05:22.334
3 -	35.523	93.4	1:10.679	85.8	IN PIT		2:38.353 P	61.20	16.627		09:08:00.687
4 -	OUTLAP	82.7	1:12.810	80.9	IN PIT		13:49.446 P	11.68	11:27.720		09:21:50.133

P28 24		Daniel COSTILLA		KTM - Cresswell racing							
LAP	SECTOR 1	SECTOR 2	SECTOR 3	LAP TIME	MPH	DIFF	TIME OF DAY				
1 -	OUTLAP	81.2	1:18.881	63.7	42.895	98.8					09:03:19.835
2 -	37.384	84.7	1:13.456	73.6	41.728	96.8	2:32.568 (3)	63.52	9.743		09:05:52.403
3 -	37.167	100.6	1:09.689	84.6	IN PIT		2:35.198 P	62.44	12.373		09:08:27.601
4 -	OUTLAP	90.3	1:11.862	79.0	40.267	99.5	13:35.306	11.88	11:12.481		09:22:02.907
5 -	35.227	103.0	1:07.094	90.8	40.504	98.5	2:22.825 (1)	67.85			09:24:25.732
6 -	35.879	101.5	1:08.979	89.1	39.439	95.7	2:24.297 (2)	67.16	1.472		09:26:50.029

P29 77		Jason VERNON		Honda - SGR Racing							
LAP	SECTOR 1	SECTOR 2	SECTOR 3	LAP TIME	MPH	DIFF	TIME OF DAY				
1 -	OUTLAP	80.9	1:11.401	75.7	IN PIT						09:03:09.782
2 -	OUTLAP	94.5	1:08.427	89.4	37.029	98.1	25:39.055	6.29			09:28:48.837

MCRCB BULLETIN TK003**2013 MCE British Superbike Championship - Round 3****2013 Monster Energy British Motostar Championship****FREE PRACTICE 1 - BEST SPEEDS**

SECTOR 1				SECTOR 2			FINISH LINE		
POS	NO	NAME	MPH	NO	NAME	MPH	NO	NAME	MPH
1	66	Joe IRVING	116.1	66	Joe IRVING	105.6	66	Joe IRVING	113.7
2	17	Tom CARNE	113.5	22	Stephanie WADDELOW	103.4	17	Tom CARNE	109.1
3	42	James HOBSON	112.7	17	Tom CARNE	102.4	80	Callum BEY	108.4
4	22	Stephanie WADDELOW	112.5	3	Taz TAYLOR	102.1	27	Catherine GREEN	107.9
5	44	Jake BAYFORD	111.8	40	Joe FRANCIS	101.9	13	Sam BURMAN	107.9
6	10	Peter SUTHERLAND	111.4	80	Callum BEY	101.8	10	Peter SUTHERLAND	107.4
7	40	Joe FRANCIS	111.4	13	Sam BURMAN	101.6	40	Joe FRANCIS	107.4
8	80	Callum BEY	111.2	2	Paul JORDAN	101.5	43	Arnie SHELTON	107.0
9	13	Sam BURMAN	110.9	12	Edward RENDELL	101.5	22	Stephanie WADDELOW	106.7
10	2	Paul JORDAN	110.7	42	James HOBSON	101.3	42	James HOBSON	106.7
11	3	Taz TAYLOR	110.5	27	Catherine GREEN	101.2	2	Paul JORDAN	106.5
12	43	Arnie SHELTON	110.3	43	Arnie SHELTON	101.0	44	Jake BAYFORD	106.4
13	35	Elliot LODGE	110.0	10	Peter SUTHERLAND	100.6	12	Edward RENDELL	106.0
14	12	Edward RENDELL	109.2	44	Jake BAYFORD	100.4	3	Taz TAYLOR	105.7
15	27	Catherine GREEN	109.1	86	Bradley HUGHES	99.4	35	Elliot LODGE	104.6
16	90	Greg GREENWOOD	108.7	73	Justin WARING	98.3	86	Bradley HUGHES	104.2
17	41	Milo WARD	108.5	90	Greg GREENWOOD	98.2	73	Justin WARING	104.1
18	88	Lewis ROLLO	107.8	35	Elliot LODGE	98.1	48	Steve LAWTON	103.9
19	82	Jon VINCENT	107.2	48	Steve LAWTON	98.1	90	Greg GREENWOOD	103.8
20	73	Justin WARING	106.8	88	Lewis ROLLO	97.9	88	Lewis ROLLO	103.6
21	48	Steve LAWTON	106.5	41	Milo WARD	97.1	82	Jon VINCENT	103.3
22	86	Bradley HUGHES	106.1	72	Ricky TARREN	96.0	41	Milo WARD	101.6
23	65	Josh OWENS	104.2	82	Jon VINCENT	96.0	72	Ricky TARREN	101.0
24	72	Ricky TARREN	103.8	71	David WALES	95.1	24	Daniel COSTILLA	99.5
25	24	Daniel COSTILLA	103.0	65	Josh OWENS	93.8	65	Josh OWENS	99.2
26	71	David WALES	102.6	24	Daniel COSTILLA	90.8	71	David WALES	98.8
27	77	Jason VERNON	101.8	77	Jason VERNON	89.4	77	Jason VERNON	98.1
28	64	Asher DURHAM	94.6	64	Asher DURHAM	85.8	64	Asher DURHAM	88.4
29									

Weather / Track : Cloudy / Dry

Results can be found at www.tsl-timing.comOulton Park International
Circuit Length = 2.6920 miles
Start: 09:00 Flag 09:27 End: 09:29

Printed - 09:33 Saturday, 04 May 2013

MCRCB BULLETIN TK004

2013 MCE British Superbike Championship - Round 3

2013 Monster Energy British Motostar Championship

FREE PRACTICE 1 - BEST SECTORS

SECTOR 1			SECTOR 2			SECTOR 3			IDEAL / BEST COMPARISON						
POS	NO	NAME	TIME	NO	NAME	TIME	NO	NAME	TIME	POS	NO	NAME	IDEAL	BEST	DIFF
1	66	IRVING	28.057	66	IRVING	54.463	66	IRVING	31.166				PERFECT LAP	1:53.686	
2	40	FRANCIS	28.637	40	FRANCIS	54.822	40	FRANCIS	31.702	1	66	IRVING	1:53.686	1:54.617	0.931
3	12	RENDELL	28.688	12	RENDELL	55.081	12	RENDELL	31.911	2	40	FRANCIS	1:55.161	1:55.628	0.467
4	2	JORDAN	28.689	10	SUTHERLAND	55.400	10	SUTHERLAND	32.035	3	12	RENDELL	1:55.680	1:55.741	0.061
5	10	SUTHERLAND	28.689	2	JORDAN	55.403	2	JORDAN	32.069	4	10	SUTHERLAND	1:56.124	1:56.480	0.356
6	27	GREEN	29.278	80	BEY	56.472	27	GREEN	32.297	5	2	JORDAN	1:56.161	1:57.105	0.944
7	82	VINCENT	29.280	43	SHELTON	56.744	13	BURMAN	32.345	6	80	BEY	1:58.185	1:58.414	0.229
8	80	BEY	29.282	42	HOBSON	56.888	80	BEY	32.431	7	27	GREEN	1:58.995	1:59.451	0.456
9	44	BAYFORD	29.336	82	VINCENT	56.901	35	LODGE	32.497	8	13	BURMAN	1:59.107	1:59.107	0.000
10	35	LODGE	29.372	13	BURMAN	56.915	86	HUGHES	32.515	9	82	VINCENT	1:59.131	1:59.131	0.000
11	42	HOBSON	29.633	27	GREEN	57.420	17	CARNE	32.567	10	42	HOBSON	1:59.279	1:59.708	0.429
12	17	CARNE	29.677	86	HUGHES	57.478	42	HOBSON	32.758	11	43	SHELTON	1:59.499	1:59.499	0.000
13	43	SHELTON	29.678	44	BAYFORD	57.595	82	VINCENT	32.950	12	86	HUGHES	1:59.728	2:00.459	0.731
14	86	HUGHES	29.735	65	OWENS	57.827	43	SHELTON	33.077	13	44	BAYFORD	2:00.354	2:00.569	0.215
15	41	WARD	29.739	72	TARREN	58.094	3	TAYLOR	33.275	14	35	LODGE	2:00.476	2:00.476	0.000
16	13	BURMAN	29.847	35	LODGE	58.607	65	OWENS	33.370	15	17	CARNE	2:01.091	2:01.408	0.317
17	65	OWENS	29.924	17	CARNE	58.847	44	BAYFORD	33.423	16	65	OWENS	2:01.121	2:01.705	0.584
18	3	TAYLOR	29.967	22	WADDELOW	58.928	72	TARREN	33.556	17	72	TARREN	2:01.907	2:02.280	0.373
19	90	GREENWOOD	30.048	41	WARD	58.958	41	WARD	33.603	18	41	WARD	2:02.300	2:02.570	0.270
20	73	WARING	30.244	73	WARING	59.032	73	WARING	33.691	19	3	TAYLOR	2:02.883	2:04.445	1.562
21	72	TARREN	30.257	90	GREENWOOD	59.095	22	WADDELOW	33.737	20	73	WARING	2:02.967	2:03.220	0.253
22	48	LAWTON	30.443	48	LAWTON	59.221	48	LAWTON	34.014	21	22	WADDELOW	2:03.138	2:03.232	0.094
23	22	WADDELOW	30.473	3	TAYLOR	59.641	90	GREENWOOD	34.093	22	90	GREENWOOD	2:03.236	2:03.364	0.128
24	88	ROLLO	31.282	88	ROLLO	1:00.319	88	ROLLO	34.467	23	48	LAWTON	2:03.678	2:04.125	0.447
25	71	WALES	31.861	71	WALES	1:03.505	71	WALES	35.429	24	88	ROLLO	2:06.068	2:06.348	0.280
26	77	VERNON	33.737	24	COSTILLA	1:07.094	77	VERNON	37.029	25	71	WALES	2:10.795	2:11.207	0.412
27	24	COSTILLA	35.227	64	DURHAM	1:07.348	64	DURHAM	38.606	26	77	VERNON	2:19.193		
28	64	DURHAM	35.523	77	VERNON	1:08.427	24	COSTILLA	39.439	27	64	DURHAM	2:21.477	2:21.726	0.249
29										28	24	COSTILLA	2:21.760	2:22.825	1.065
										29	36	URIBE		2:02.453	

Weather / Track : Cloudy / Dry

Oulton Park International
 Circuit Length = 2.6920 miles
 Start: 09:00 Flag 09:27 End: 09:29

Results can be found at www.tsl-timing.com

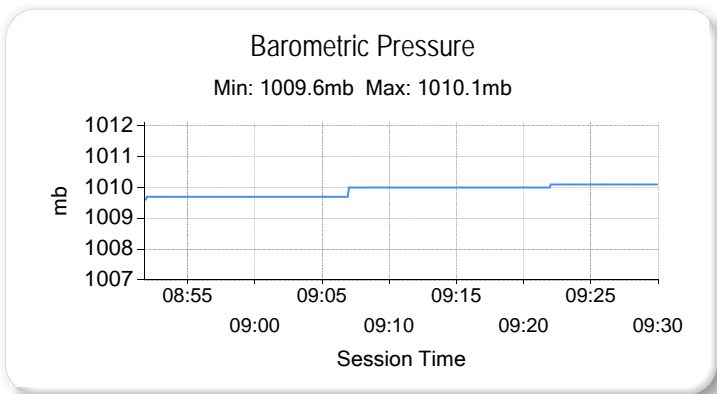
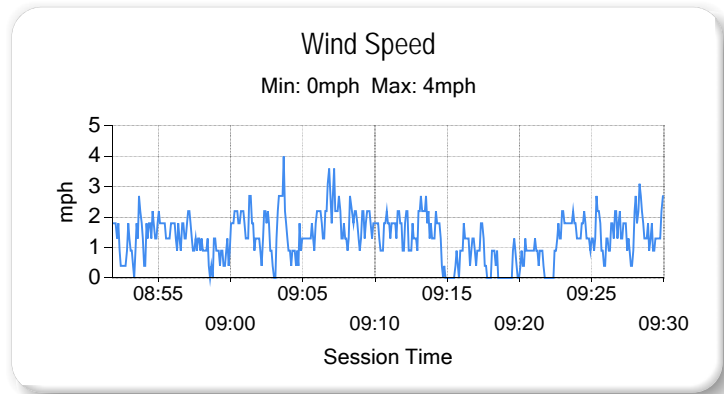
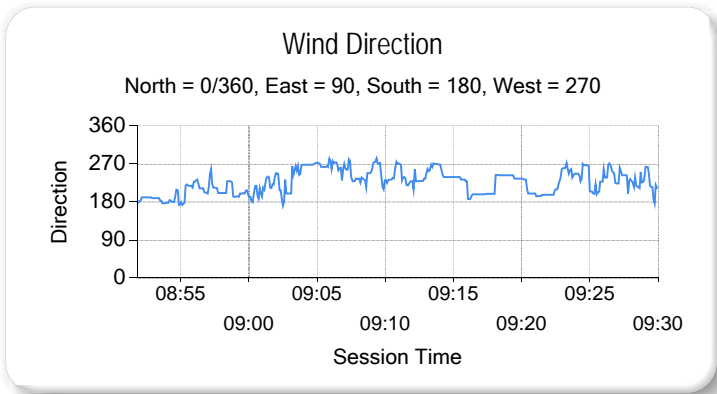
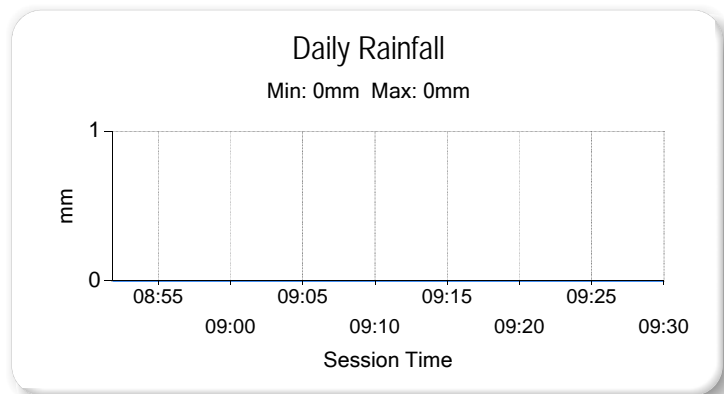
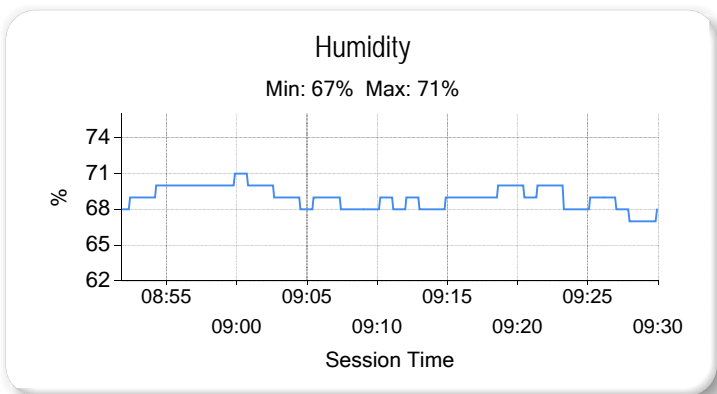
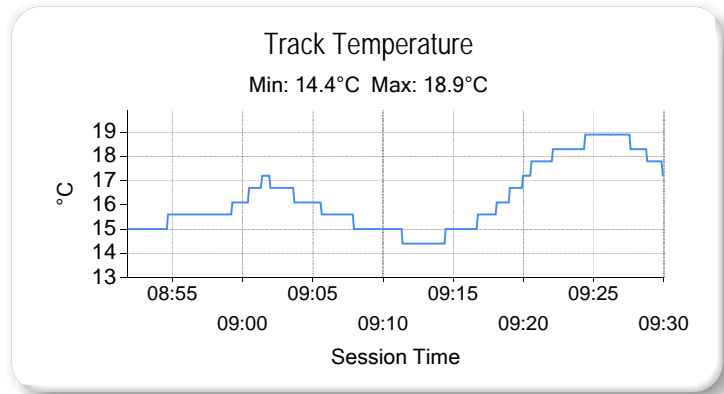
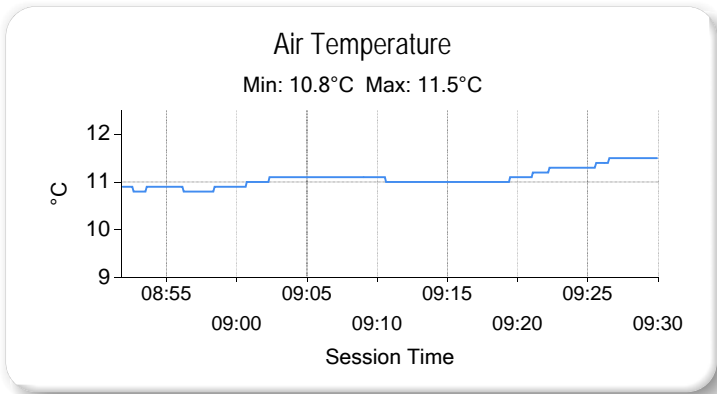
Printed - 09:33 Saturday, 04 May 2013

MCRCB BULLETIN TK005

2013 MCE British Superbike Championship - Round 3

2013 Monster Energy British Motostar Championship

FREE PRACTICE 1 - WEATHER CONDITIONS



Weather / Track : Cloudy / Dry

Results can be found at www.tsl-timing.com

Oulton Park International
Circuit Length = 2.6920 miles
Start: 09:00 Flag 09:27 End: 09:29

Printed - 09:34 Saturday, 04 May 2013

FREE PRACTICE 2 - CLASSIFICATION



POS	NO	CL	PIC NAME	ENTRY	TIME	ON	LAPS	GAP	DIFF	MPH
1	17		1 Tom CARNE	Honda - TC Racing / SP125 racing	1:50.509	11	11			87.69
2	40	M3	1 Joe FRANCIS	Honda - Team WD40	1:50.720	11	11	0.211	0.211	87.52
3	66	M3	2 Joe IRVING	KTM - RS Racing / The Toad and Tatie Pub	1:51.114	10	10	0.605	0.394	87.21
4	12		2 Edward RENDELL	Honda - Banks Racing	1:51.220	8	10	0.711	0.106	87.13
5	43		3 Arnie SHELTON	Honda - e3 motorsport	1:52.113	10	10	1.604	0.893	86.44
6	2		4 Paul JORDAN	Seel Honda - Repli-Cast UK	1:52.589	10	10	2.080	0.476	86.07
7	10		5 Peter SUTHERLAND	Aprilia - Kinpac Racing	1:53.616	6	8	3.107	1.027	85.29
8	80		6 Callum BEY	Honda - RCD Motorsport	1:53.934	10	10	3.425	0.318	85.06
9	82		7 Jon VINCENT	Honda - Molly / JVR Racing	1:54.554	7	8	4.045	0.620	84.60
10	86		8 Bradley HUGHES	Honda - Creswell Racing	1:54.570	6	9	4.061	0.016	84.58
11	73	M3	3 Justin WARING	Honda - Repli-Cast UK	1:55.616	10	10	5.107	1.046	83.82
12	13	M3	4 Sam BURMAN	Honda - WNT / Burman Racing	1:55.922	8	11	5.413	0.306	83.60
13	22		9 Stephanie WADDELOW	Aprilia - Moto Strada	1:56.118	9	9	5.609	0.196	83.46
14	41		10 Milo WARD	Luyten Honda - FPW Racing	1:56.233	10	10	5.724	0.115	83.37
15	35		11 Elliot LODGE	Honda - SP125/SpikeRacing	1:56.393	6	8	5.884	0.160	83.26
16	90		12 Greg GREENWOOD	Luyten Honda - Fpw racing	1:56.886	9	10	6.377	0.493	82.91
17	44		13 Jake BAYFORD	Honda - j4ke.com	1:57.189	8	10	6.680	0.303	82.69
18	42	M3	5 James HOBSON	Honda - Two 4 Motorsport	1:57.298	8	10	6.789	0.109	82.62
19	72		14 Ricky TARREN	Honda - Cresswell racing	1:57.577	10	11	7.068	0.279	82.42
20	64		15 Asher DURHAM	Seel Honda - Repli-Cast UK	1:57.705	9	10	7.196	0.128	82.33
21	3		16 Taz TAYLOR	Honda - Two Wheel / e3 motorsport	1:58.052	5	8	7.543	0.347	82.09
22	48		17 Steve LAWTON	Honda - Cresswell Racing	1:58.640	7	9	8.131	0.588	81.68
23	36		18 Jayson URIBE	Honda - Rock and Sons Racing	1:58.676	9	10	8.167	0.036	81.66
24	65		19 Josh OWENS	Honda - Trax Hydraulics	1:58.853	10	10	8.344	0.177	81.54
25	88		20 Lewis ROLLO	Honda - Lewis Rollo Racing	1:59.427	4	7	8.918	0.574	81.14

QUALIFYING LAPTIME (110.0% of 1:50.509) = 2:01.559

26	77		21 Jason VERNON	Honda - SGR Racing	2:02.289	9	9	11.780	2.862	79.24
27	71		22 David WALES	Honda - TAD Racing	2:04.057	10	10	13.548	1.768	78.11
28	24		23 Daniel COSTILLA	KTM - Cresswell racing	2:04.680	10	10	14.171	0.623	77.72

Weather / Track : Bright / Dry

These results are provisional until the conclusion of any judicial and technical matters.

Oulton Park International
Circuit Length = 2.6920 miles
Start: 13:05 Flag 13:25 End: 13:27

Race Director :	Stewards :	Timekeeper :
-----------------	------------	--------------

Results can be found at www.britishsuperbike.com

Printed - 13:28 Saturday, 04 May 2013

MCRCB BULLETIN TK032

2013 MCE British Superbike Championship - Round 3

2013 Monster Energy British Motostar Championship

FREE PRACTICE 2 - SECTOR ANALYSIS

SECTOR 1 = FL to I1, SECTOR 2 = I1 to I2, SECTOR 3 = I2 to FL, DIFF = Difference To Personal Best Lap

P1 17 Tom CARNE		Honda - TC Racing / SP125 racing								
LAP	SECTOR 1	SECTOR 2		SECTOR 3		LAP TIME	MPH	DIFF	TIME OF DAY	
1 -	OUTLAP	114.3	57.439	98.9	34.237	109.1			13:07:34.092	
2 -	29.608	115.5	54.811	104.0	31.749	110.9	1:56.168	83.42	5.659	13:09:30.260
3 -	28.615	116.1	54.711	105.0	31.407	111.4	1:54.733	84.46	4.224	13:11:24.993
4 -	28.686	115.7	56.938	101.0	31.339	110.9	1:56.963	82.85	6.454	13:13:21.956
5 -	27.943	117.7	55.526	102.4	31.387	110.2	1:54.856	84.37	4.347	13:15:16.812
6 -	27.741	116.3	53.857	103.2	30.901	110.9	1:52.499	86.14	1.990	13:17:09.311
7 -	27.668	116.9	53.392	104.3	30.913	111.1	1:51.973	86.55	1.464	13:19:01.284
8 -	27.492	117.1	53.176	103.8	31.118	110.0	1:51.786	86.69	1.277	13:20:53.070
9 -	27.496	116.7	52.719	104.2	31.055	111.2	1:51.270 (3)	87.09	0.761	13:22:44.340
10 -	27.399	115.9	52.714	103.8	30.552	110.9	1:50.665 (2)	87.57	0.156	13:24:35.005
11 -	27.238	117.9	52.717	104.3	30.554	110.7	1:50.509 (1)	87.69		13:26:25.514

P2 40 M3 Joe FRANCIS		Honda - Team WD40								
LAP	SECTOR 1	SECTOR 2		SECTOR 3		LAP TIME	MPH	DIFF	TIME OF DAY	
1 -	OUTLAP	110.9	56.662	101.6	32.115	106.0			13:07:36.861	
2 -	30.130	114.1	55.035	102.6	31.142	108.6	1:56.307	83.32	5.587	13:09:33.168
3 -	28.127	114.3	54.379	101.9	31.107	108.2	1:53.613	85.30	2.893	13:11:26.781
4 -	27.955	114.5	54.959	102.6	30.884	108.6	1:53.798	85.16	3.078	13:13:20.579
5 -	27.932	114.9	53.449	101.0	30.871	107.5	1:52.252	86.33	1.532	13:15:12.831
6 -	27.581	114.9	52.855	102.2	30.534	108.6	1:50.970 (3)	87.33	0.250	13:17:03.801
7 -	27.871	113.1	53.639	101.2	30.832	108.8	1:52.342	86.26	1.622	13:18:56.143
8 -	27.578	114.1	52.757	101.0	30.577	108.1	1:50.912 (2)	87.37	0.192	13:20:47.055
9 -	27.704	113.7	53.552	101.2	30.686	108.2	1:51.942	86.57	1.222	13:22:38.997
10 -	27.549	113.9	54.066	100.4	30.966	108.4	1:52.581	86.08	1.861	13:24:31.578
11 -	27.644	113.9	52.662	102.7	30.414	108.6	1:50.720 (1)	87.52		13:26:22.298

P3 66 M3 Joe IRVING		KTM - RS Racing / The Toad and Tatle Pub								
LAP	SECTOR 1	SECTOR 2		SECTOR 3		LAP TIME	MPH	DIFF	TIME OF DAY	
1 -	OUTLAP	114.3	56.007	102.1	32.458	110.2			13:07:04.133	
2 -	28.923	116.1	54.218	104.2	31.396	112.0	1:54.537	84.61	3.423	13:08:58.670
3 -	28.260	116.5	53.856	104.5	31.030	112.2	1:53.146	85.65	2.032	13:10:51.816
4 -	27.777	117.1	53.159	104.8	30.573	112.7	1:51.509	86.91	0.395	13:12:43.325
5 -	28.016	115.9	53.870	104.0	31.043	112.0	1:52.929	85.81	1.815	13:14:36.254
6 -	27.994	116.9	52.857	105.1	30.634	112.7	1:51.485 (3)	86.92	0.371	13:16:27.739
7 -	27.680	118.3	53.079	104.3	IN PIT		2:00.275 P	80.57	9.161	13:18:28.014
8 -	OUTLAP	114.3	53.631	105.6	30.635	112.7	3:07.743	51.62	1:16.629	13:21:35.757
9 -	28.052	116.9	52.986	105.1	30.433	112.9	1:51.471 (2)	86.94	0.357	13:23:27.228
10 -	27.879	117.1	52.807	105.8	30.428	113.5	1:51.114 (1)	87.21		13:25:18.342

P4 12 Edward RENDELL		Honda - Banks Racing								
LAP	SECTOR 1	SECTOR 2		SECTOR 3		LAP TIME	MPH	DIFF	TIME OF DAY	
1 -	OUTLAP	109.1	58.038	99.1	33.352	105.4			13:07:33.096	
2 -	30.383	110.3	54.756	100.3	31.789	107.7	1:56.928	82.88	5.708	13:09:30.024
3 -	28.675	110.3	54.661	99.7	31.444	108.6	1:54.780	84.43	3.560	13:11:24.804
4 -	28.795	111.6	55.161	100.7	31.394	108.2	1:55.350	84.01	4.130	13:13:20.154
5 -	28.371	112.4	53.586	101.2	30.926	108.4	1:52.883	85.85	1.663	13:15:13.037
6 -	27.820	112.0	53.329	99.7	31.096	107.5	1:52.245 (3)	86.34	1.025	13:17:05.282
7 -	27.689	113.9	53.431	101.3	30.975	107.9	1:52.095 (2)	86.45	0.875	13:18:57.377
8 -	27.812	112.5	52.637	100.4	30.771	106.9	1:51.220 (1)	87.13		13:20:48.597
9 -	27.921	110.5	54.228	98.1	IN PIT		1:58.438 P	81.82	7.218	13:22:47.035
10 -	OUTLAP	111.2	53.314	100.4	31.016	106.5	2:44.642	58.86	53.422	13:25:31.677

P5 43 Arnie SHELTON		Honda - e3 motorsport								
LAP	SECTOR 1	SECTOR 2		SECTOR 3		LAP TIME	MPH	DIFF	TIME OF DAY	
1 -	OUTLAP	111.1	1:01.124	99.5	34.424	107.7			13:07:21.064	
2 -	30.004	115.9	57.565	102.6	32.698	110.9	2:00.267	80.58	8.154	13:09:21.331
3 -	28.934	113.3	55.742	101.0	31.729	108.2	1:56.405	83.25	4.292	13:11:17.736
4 -	28.764	112.4	54.898	101.6	31.947	108.1	1:55.609	83.82	3.496	13:13:13.345

Weather / Track : Bright / Dry

Oulton Park International
 Circuit Length = 2.6920 miles
 Start: 13:05 Flag 13:25 End: 13:27

MCRCB BULLETIN TK032

2013 MCE British Superbike Championship - Round 3

2013 Monster Energy British Motostar Championship

FREE PRACTICE 2 - SECTOR ANALYSIS

SECTOR 1 = FL to I1, SECTOR 2 = I1 to I2, SECTOR 3 = I2 to FL, DIFF = Difference To Personal Best Lap

5 -	28.571	113.3	55.184	99.7	31.720	107.5	1:55.475	83.92	3.362	13:15:08.820
6 -	28.126	114.7	54.381	101.9	IN PIT		1:58.427 P	81.83	6.314	13:17:07.247
7 -	OUTLAP	114.3	55.493	102.1	31.130	108.6	2:51.155	56.62	59.042	13:19:58.402
8 -	28.197	113.7	53.642	103.2	31.059	108.8	1:52.898 (3)	85.84	0.785	13:21:51.300
9 -	27.789	114.7	54.013	101.6	30.948	108.9	1:52.750 (2)	85.95	0.637	13:23:44.050
10 -	27.779	116.1	53.620	102.7	30.714	109.6	1:52.113 (1)	86.44		13:25:36.163

P6		2		Paul JORDAN		Seel Honda - Repli-Cast UK				
LAP	SECTOR 1	SECTOR 2	SECTOR 3	LAP TIME	MPH	DIFF	TIME OF DAY			
1 -	OUTLAP	100.7	59.603	101.8	34.346	106.7				13:07:34.360
2 -	29.600	113.5	55.666	100.9	31.723	107.2	1:56.989	82.83	4.400	13:09:31.349
3 -	28.307	113.7	56.054	100.4	32.069	107.5	1:56.430	83.23	3.841	13:11:27.779
4 -	29.404	111.8	55.022	100.3	32.352	99.8	1:56.778	82.98	4.189	13:13:24.557
5 -	32.152	90.6	1:05.790	66.7	36.347	105.5	2:14.289	72.16	21.700	13:15:38.846
6 -	28.536	112.9	53.954	98.5	31.399	105.5	1:53.889	85.09	1.300	13:17:32.735
7 -	28.012	112.5	53.726	101.2	31.040	107.2	1:52.778 (2)	85.93	0.189	13:19:25.513
8 -	31.807	91.8	1:03.146	82.1	34.927	97.7	2:09.880	74.61	17.291	13:21:35.393
9 -	28.812	112.5	53.465	100.6	31.128	106.0	1:53.405 (3)	85.45	0.816	13:23:28.798
10 -	27.877	112.9	53.298	101.0	31.414	105.7	1:52.589 (1)	86.07		13:25:21.387

P7		10		Peter SUTHERLAND		Aprilia - Kinpac Racing				
LAP	SECTOR 1	SECTOR 2	SECTOR 3	LAP TIME	MPH	DIFF	TIME OF DAY			
1 -	OUTLAP	107.8	1:00.424	100.4	33.966	109.6				13:07:20.658
2 -	29.338	116.7	57.879	100.4	32.238	109.3	1:59.455	81.12	5.839	13:09:20.113
3 -	28.109	113.7	54.267	101.6	31.252	109.3	1:53.628 (2)	85.28	0.012	13:11:13.741
4 -	28.125	113.3	54.924	101.6	IN PIT		2:00.488 P	80.43	6.872	13:13:14.229
5 -	OUTLAP	111.8	54.818	101.3	31.289	111.1	4:46.837	33.78	2:53.221	13:18:01.066
6 -	28.332	114.1	54.354	101.0	30.930	108.6	1:53.616 (1)	85.29		13:19:54.682
7 -	29.701	112.0	54.610	101.9	31.542	108.2	1:55.853	83.65	2.237	13:21:50.535
8 -	28.412	112.7	54.104	101.6	31.868	104.4	1:54.384 (3)	84.72	0.768	13:23:44.919

P8		80		Callum BEY		Honda - RCD Motorsport				
LAP	SECTOR 1	SECTOR 2	SECTOR 3	LAP TIME	MPH	DIFF	TIME OF DAY			
1 -	OUTLAP	111.4	58.703	96.0	34.032	106.7				13:07:44.003
2 -	30.242	111.4	58.251	99.2	32.912	108.8	2:01.405	79.82	7.471	13:09:45.408
3 -	29.274	112.7	55.836	100.9	31.776	107.2	1:56.886	82.91	2.952	13:11:42.294
4 -	29.736	112.2	55.571	100.1	31.846	109.1	1:57.153	82.72	3.219	13:13:39.447
5 -	28.688	111.8	55.032	100.0	31.954	107.9	1:55.674	83.78	1.740	13:15:35.121
6 -	28.308	114.1	55.589	100.9	31.422	107.9	1:55.319 (3)	84.03	1.385	13:17:30.440
7 -	28.538	113.3	54.811	101.3	30.912	111.1	1:54.261 (2)	84.81	0.327	13:19:24.701
8 -	29.289	111.8	55.240	101.6	31.955	108.1	1:56.484	83.19	2.550	13:21:21.185
9 -	28.503	112.7	55.327	100.1	31.498	108.8	1:55.328	84.03	1.394	13:23:16.513
10 -	28.067	113.9	54.578	100.9	31.289	109.1	1:53.934 (1)	85.06		13:25:10.447

P9		82		Jon VINCENT		Honda - Molly / JVR Racing				
LAP	SECTOR 1	SECTOR 2	SECTOR 3	LAP TIME	MPH	DIFF	TIME OF DAY			
1 -	OUTLAP	98.2	1:04.833	93.9	34.870	100.2				13:07:25.515
2 -	30.561	108.4	58.325	94.6	33.276	102.7	2:02.162	79.33	7.608	13:09:27.677
3 -	31.136	106.6	57.491	98.8	32.134	104.4	2:00.761	80.25	6.207	13:11:28.438
4 -	29.213	110.3	55.688	98.1	32.483	104.4	1:57.384 (3)	82.56	2.830	13:13:25.822
5 -	29.377	109.6	57.293	97.3	32.285	105.9	1:58.955	81.47	4.401	13:15:24.777
6 -	29.171	112.9	55.520	96.5	32.096	103.9	1:56.787 (2)	82.98	2.233	13:17:21.564
7 -	28.738	109.2	54.456	98.1	31.360	105.9	1:54.554 (1)	84.60		13:19:16.118
8 -	28.286	111.6	55.722	97.3	IN PIT		2:01.207 P	79.95	6.653	13:21:17.325

P10		86		Bradley HUGHES		Honda - Creswell Racing				
LAP	SECTOR 1	SECTOR 2	SECTOR 3	LAP TIME	MPH	DIFF	TIME OF DAY			
1 -	OUTLAP	98.9	1:05.317	94.7	34.145	103.0				13:07:35.620
2 -	31.769	109.2	58.389	96.1	33.587	103.5	2:03.745	78.31	9.175	13:09:39.365
3 -	29.990	109.2	58.105	98.1	IN PIT		2:06.215 P	76.78	11.645	13:11:45.580

Weather / Track : Bright / Dry

Oulton Park International
Circuit Length = 2.6920 miles
Start: 13:05 Flag 13:25 End: 13:27

MCRCB BULLETIN TK032

2013 MCE British Superbike Championship - Round 3

2013 Monster Energy British Motostar Championship

FREE PRACTICE 2 - SECTOR ANALYSIS

SECTOR 1 = FL to I1, SECTOR 2 = I1 to I2, SECTOR 3 = I2 to FL, DIFF = Difference To Personal Best Lap

4 -	OUTLAP	103.7	57.262	97.5	32.576	104.4	3:21.521	48.09	1:26.951	13:15:07.101
5 -	29.269	108.7	55.347	99.2	31.575	104.7	1:56.191 (3)	83.40	1.621	13:17:03.292
6 -	28.530	111.4	54.524	99.7	31.516	106.9	1:54.570 (1)	84.58		13:18:57.862
7 -	28.831	110.9	55.292	100.1	31.791	105.2	1:55.914 (2)	83.60	1.344	13:20:53.776
8 -	29.958	105.0	1:00.527	93.3	IN PIT		2:11.185 P	73.87	16.615	13:23:04.961
9 -	OUTLAP	105.3	57.963	97.9	32.180	105.2	2:36.624	61.87	42.054	13:25:41.585

P11	73 M3	Justin WARING					Honda - Repli-Cast UK				
LAP	SECTOR 1	SECTOR 2	SECTOR 3	LAP TIME	MPH	DIFF	TIME OF DAY				
1 -	OUTLAP	95.8	1:03.021	81.0	35.625	104.4	13:07:18.812				
2 -	30.553	102.4	58.969	99.1	32.909	105.9	2:02.431	79.15	6.815	13:09:21.243	
3 -	29.769	112.7	57.275	100.4	32.706	104.4	1:59.750	80.92	4.134	13:11:20.993	
4 -	29.658	111.1	57.340	98.6	32.808	106.2	1:59.806	80.89	4.190	13:13:20.799	
5 -	28.728	112.4	56.971	99.1	32.091	107.0	1:57.790 (3)	82.27	2.174	13:15:18.589	
6 -	28.800	112.4	56.721	100.0	32.950	104.6	1:58.471	81.80	2.855	13:17:17.060	
7 -	28.723	112.2	57.026	99.5	31.921	106.7	1:57.670 (2)	82.36	2.054	13:19:14.730	
8 -	29.217	105.3	56.331	96.9	32.298	104.4	1:57.846	82.23	2.230	13:21:12.576	
9 -	29.086	110.5	57.398	98.5	32.302	105.5	1:58.786	81.58	3.170	13:23:11.362	
10 -	28.020	111.6	55.640	99.2	31.956	105.7	1:55.616 (1)	83.82		13:25:06.978	

P12	13 M3	Sam BURMAN					Honda - WNT / Burman Racing				
LAP	SECTOR 1	SECTOR 2	SECTOR 3	LAP TIME	MPH	DIFF	TIME OF DAY				
1 -	OUTLAP	111.1	58.892	99.7	33.552	107.9	13:07:09.107				
2 -	30.316	111.6	57.540	100.0	32.620	109.3	2:00.476	80.44	4.554	13:09:09.583	
3 -	29.857	112.7	56.668	100.7	32.371	109.5	1:58.896	81.51	2.974	13:11:08.479	
4 -	29.659	112.9	56.104	101.2	32.118	108.6	1:57.881	82.21	1.959	13:13:06.360	
5 -	29.399	111.8	55.911	100.6	32.012	108.2	1:57.322	82.60	1.400	13:15:03.682	
6 -	29.310	112.9	55.755	101.2	31.939	108.8	1:57.004	82.82	1.082	13:17:00.686	
7 -	29.328	113.1	55.935	102.1	31.643	110.0	1:56.906 (3)	82.89	0.984	13:18:57.592	
8 -	28.925	114.3	55.300	101.3	31.697	109.3	1:55.922 (1)	83.60		13:20:53.514	
9 -	29.220	113.1	55.629	101.3	31.719	108.9	1:56.568 (2)	83.13	0.646	13:22:50.082	
10 -	29.126	113.3	59.286	98.1	32.721	108.8	2:01.133	80.00	5.211	13:24:51.215	
11 -	29.398	113.1	56.272	100.4	32.000	108.9	1:57.670	82.36	1.748	13:26:48.885	

P13	22	Stephanie WADDELOW					Aprilia - Moto Strada				
LAP	SECTOR 1	SECTOR 2	SECTOR 3	LAP TIME	MPH	DIFF	TIME OF DAY				
1 -	OUTLAP	91.9	1:11.232	92.0	37.470	97.0	13:07:34.468				
2 -	32.897	106.3	1:04.265	96.6	IN PIT		2:20.181 P	69.13	24.063	13:09:54.649	
3 -	OUTLAP	109.4	1:00.368	101.8	33.214	108.2	4:46.233	33.85	2:50.115	13:14:40.882	
4 -	29.824	115.3	57.782	102.6	32.924	108.2	2:00.530	80.40	4.412	13:16:41.412	
5 -	28.924	115.5	56.732	103.0	32.357	108.9	1:58.013	82.12	1.895	13:18:39.425	
6 -	29.034	115.9	56.645	103.5	32.200	108.9	1:57.879 (3)	82.21	1.761	13:20:37.304	
7 -	29.688	114.3	56.998	102.1	32.178	109.6	1:58.864	81.53	2.746	13:22:36.168	
8 -	28.752	113.5	56.309	102.4	32.167	110.3	1:57.228 (2)	82.67	1.110	13:24:33.396	
9 -	28.508	116.9	55.698	103.4	31.912	109.5	1:56.118 (1)	83.46		13:26:29.514	

P14	41	Milo WARD					Luyten Honda - FPW Racing				
LAP	SECTOR 1	SECTOR 2	SECTOR 3	LAP TIME	MPH	DIFF	TIME OF DAY				
1 -	OUTLAP	102.9	1:02.629	95.4	34.225	103.6	13:07:19.520				
2 -	30.316	111.8	59.700	98.6	33.322	104.1	2:03.338	78.57	7.105	13:09:22.858	
3 -	29.861	106.6	57.946	97.6	33.035	103.3	2:00.842	80.19	4.609	13:11:23.700	
4 -	29.183	110.0	58.014	97.3	33.230	103.8	2:00.427	80.47	4.194	13:13:24.127	
5 -	30.403	108.7	57.459	97.2	32.691	104.4	2:00.553	80.39	4.320	13:15:24.680	
6 -	29.173	111.2	57.859	96.6	33.051	103.1	2:00.083	80.70	3.850	13:17:24.763	
7 -	28.962	109.1	57.083	97.1	32.915	102.7	1:58.960	81.46	2.727	13:19:23.723	
8 -	29.168	109.4	56.070	97.1	32.466	103.8	1:57.704 (3)	82.33	1.471	13:21:21.427	
9 -	28.612	110.7	55.553	97.8	32.322	102.8	1:56.487 (2)	83.19	0.254	13:23:17.914	
10 -	28.567	110.7	55.615	97.5	32.051	103.9	1:56.233 (1)	83.37		13:25:14.147	

Weather / Track : Bright / Dry

Oulton Park International
Circuit Length = 2.6920 miles
Start: 13:05 Flag 13:25 End: 13:27

MCRCB BULLETIN TK032

2013 MCE British Superbike Championship - Round 3

2013 Monster Energy British Motostar Championship

FREE PRACTICE 2 - SECTOR ANALYSIS

SECTOR 1 = FL to I1, SECTOR 2 = I1 to I2, SECTOR 3 = I2 to FL, DIFF = Difference To Personal Best Lap

P15 35		Elliot LODGE		Honda - SP125/SpikeRacing				
LAP	SECTOR 1	SECTOR 2	SECTOR 3	LAP TIME	MPH	DIFF	TIME OF DAY	
1 -	OUTLAP	107.5	58.849	96.6	33.786	100.7		
2 -	29.838	110.0	56.962	97.8	32.538	104.6	1:59.338 81.20 2.945 13:10:25.769	
3 -	28.798	110.5	56.510	97.9	IN PIT		2:03.244 P 78.63 6.851 13:12:29.013	
4 -	OUTLAP	109.2	57.555	98.3	32.322	107.0	5:31.945 29.19 3:35.552 13:18:00.958	
5 -	28.885	112.0	56.398	98.9	31.957	103.0	1:57.240 (3) 82.66 0.847 13:19:58.198	
6 -	28.966	111.4	55.414	99.8	32.013	104.4	1:56.393 (1) 83.26 13:21:54.591	
7 -	28.693	111.4	56.139	99.1	31.788	106.0	1:56.620 (2) 83.10 0.227 13:23:51.211	
8 -	28.329	112.4	57.845	98.9	32.228	105.7	1:58.402 81.85 2.009 13:25:49.613	

P16 90		Greg GREENWOOD		Luyten Honda - Fpw racing				
LAP	SECTOR 1	SECTOR 2	SECTOR 3	LAP TIME	MPH	DIFF	TIME OF DAY	
1 -	OUTLAP	106.0	1:02.946	94.9	36.214	102.5		
2 -	30.714	110.5	59.663	98.8	34.743	104.7	2:05.120 77.45 8.234 13:09:24.127	
3 -	29.752	112.0	58.402	97.9	33.651	107.0	2:01.805 79.56 4.919 13:11:25.932	
4 -	29.808	108.4	57.597	95.8	33.185	106.4	2:00.590 80.36 3.704 13:13:26.522	
5 -	29.453	110.9	57.327	98.6	32.664	105.2	1:59.444 81.13 2.558 13:15:25.966	
6 -	29.051	113.1	57.124	99.2	33.814	104.7	1:59.989 80.76 3.103 13:17:25.955	
7 -	28.874	112.5	57.047	97.3	32.450	106.9	1:58.371 (3) 81.87 1.485 13:19:24.326	
8 -	29.223	111.8	56.184	100.0	32.313	106.5	1:57.720 (2) 82.32 0.834 13:21:22.046	
9 -	28.409	112.5	55.593	101.0	32.884	106.0	1:56.886 (1) 82.91 13:23:18.932	
10 -	30.049	110.1	55.992	98.3	32.519	105.9	1:58.560 81.74 1.674 13:25:17.492	

P17 44		Jake BAYFORD		Honda - j4ke.com				
LAP	SECTOR 1	SECTOR 2	SECTOR 3	LAP TIME	MPH	DIFF	TIME OF DAY	
1 -	OUTLAP	97.3	1:01.835	97.9	34.729	103.3		
2 -	30.186	111.4	59.389	98.3	34.044	102.7	2:03.619 78.39 6.430 13:09:20.162	
3 -	29.395	112.2	56.871	100.7	32.609	105.1	1:58.875 81.52 1.686 13:11:19.037	
4 -	29.135	111.6	57.115	99.8	32.741	107.0	1:58.991 81.44 1.802 13:13:18.028	
5 -	29.621	102.9	57.792	98.5	32.416	107.7	1:59.829 80.87 2.640 13:15:17.857	
6 -	28.695	112.5	56.913	98.8	32.999	105.9	1:58.607 81.70 1.418 13:17:16.464	
7 -	29.061	113.5	56.916	100.4	32.063	107.5	1:58.040 82.10 0.851 13:19:14.504	
8 -	29.208	111.4	56.039	100.1	31.942	106.9	1:57.189 (1) 82.69 13:21:11.693	
9 -	28.725	112.4	56.716	99.4	32.009	107.4	1:57.450 (2) 82.51 0.261 13:23:09.143	
10 -	28.872	109.8	56.668	99.4	31.992	107.5	1:57.532 (3) 82.45 0.343 13:25:06.675	

P18 42 M3		James HOBSON		Honda - Two 4 Motorsport				
LAP	SECTOR 1	SECTOR 2	SECTOR 3	LAP TIME	MPH	DIFF	TIME OF DAY	
1 -	OUTLAP	105.1	1:00.242	96.6	34.669	106.5		
2 -	31.030	110.5	58.611	100.4	33.207	107.4	2:02.848 78.88 5.550 13:09:21.002	
3 -	29.687	113.5	57.297	101.6	32.750	107.7	1:59.734 80.94 2.436 13:11:20.736	
4 -	29.774	111.6	57.035	101.0	32.235	108.2	1:59.044 81.40 1.746 13:13:19.780	
5 -	29.208	114.1	57.241	101.2	32.017	108.8	1:58.466 81.80 1.168 13:15:18.246	
6 -	28.884	113.5	56.809	101.6	32.271	107.4	1:57.964 (2) 82.15 0.666 13:17:16.210	
7 -	29.272	111.6	56.787	100.9	32.082	108.2	1:58.141 (3) 82.03 0.843 13:19:14.351	
8 -	29.082	112.7	55.931	100.3	32.285	106.9	1:57.298 (1) 82.62 13:21:11.649	
9 -	29.974	110.9	57.410	98.9	32.724	106.5	2:00.108 80.68 2.810 13:23:11.757	
10 -	29.103	112.4	58.372	98.5	32.683	105.9	2:00.158 80.65 2.860 13:25:11.915	

P19 72		Ricky TAREN		Honda - Cresswell racing				
LAP	SECTOR 1	SECTOR 2	SECTOR 3	LAP TIME	MPH	DIFF	TIME OF DAY	
1 -	OUTLAP	106.8	59.309	95.1	33.789	101.9		
2 -	30.127	107.2	57.039	96.0	33.262	103.1	2:00.428 80.47 2.851 13:09:10.738	
3 -	29.460	107.7	56.831	96.4	33.061	102.8	1:59.352 81.19 1.775 13:11:10.090	
4 -	29.679	105.5	56.923	95.7	32.944	101.8	1:59.546 81.06 1.969 13:13:09.636	
5 -	29.777	104.8	56.461	95.4	33.064	101.9	1:59.302 81.23 1.725 13:15:08.938	
6 -	29.109	108.9	56.454	96.6	32.726	102.4	1:58.289 81.92 0.712 13:17:07.227	
7 -	29.181	107.7	55.987	96.0	32.539	103.1	1:57.707 (2) 82.33 0.130 13:19:04.934	
8 -	29.170	108.5	56.005	95.0	32.665	102.1	1:57.840 (3) 82.24 0.263 13:21:02.774	

Weather / Track : Bright / Dry

Oulton Park International
Circuit Length = 2.6920 miles
Start: 13:05 Flag 13:25 End: 13:27

MCRCB BULLETIN TK032

2013 MCE British Superbike Championship - Round 3

2013 Monster Energy British Motostar Championship

FREE PRACTICE 2 - SECTOR ANALYSIS

SECTOR 1 = FL to I1, SECTOR 2 = I1 to I2, SECTOR 3 = I2 to FL, DIFF = Difference To Personal Best Lap

9 -	29.410	106.8	56.151	95.7	32.987	102.2	1:58.548	81.75	0.971	13:23:01.322
10 -	29.173	107.5	56.013	95.5	32.391	102.2	1:57.577 (1)	82.42		13:24:58.899
11 -	29.044	107.0	55.916	96.5	32.984	101.8	1:57.944	82.16	0.367	13:26:56.843

P20	64	Asher DURHAM				Seel Honda - Repli-Cast UK					
LAP		SECTOR 1		SECTOR 2		SECTOR 3		LAP TIME	MPH	DIFF	TIME OF DAY
1 -		OUTLAP	108.5	1:03.693	98.6	34.568	106.5				13:07:24.678
2 -		31.115	114.1	58.026	101.3	33.420	107.5	2:02.561	79.07	4.856	13:09:27.239
3 -		31.355	112.2	56.845	103.2	32.090	108.9	2:00.290	80.56	2.585	13:11:27.529
4 -		30.267	114.1	56.619	103.7	32.208	109.1	1:59.094	81.37	1.389	13:13:26.623
5 -		30.694	112.2	56.596	102.9	32.182	108.2	1:59.472	81.11	1.767	13:15:26.095
6 -		29.519	116.7	56.951	100.6	33.494	106.9	1:59.964	80.78	2.259	13:17:26.059
7 -		29.499	114.1	56.538	102.1	32.460	109.3	1:58.497 (3)	81.78	0.792	13:19:24.556
8 -		29.518	114.5	56.863	102.6	31.954	108.8	1:58.335 (2)	81.89	0.630	13:21:22.891
9 -		29.193	114.1	56.407	99.4	32.105	108.8	1:57.705 (1)	82.33		13:23:20.596
10 -		30.278	98.2	58.538	101.8	33.035	97.9	2:01.851	79.53	4.146	13:25:22.447

P21	3	Taz TAYLOR				Honda - Two Wheel / e3 motorsport					
LAP		SECTOR 1		SECTOR 2		SECTOR 3		LAP TIME	MPH	DIFF	TIME OF DAY
1 -		OUTLAP	102.2	1:00.663	97.9	IN PIT			P		13:08:24.701
2 -		OUTLAP	112.0	58.609	91.3	33.292	106.0	4:59.350	32.37	3:01.298	13:13:24.051
3 -		30.747	107.7	57.019	99.8	32.321	107.5	2:00.087 (3)	80.70	2.035	13:15:24.138
4 -		29.872	115.1	57.909	100.7	33.689	107.7	2:01.470	79.78	3.418	13:17:25.608
5 -		29.070	114.1	56.902	101.5	32.080	108.8	1:58.052 (1)	82.09		13:19:23.660
6 -		29.609	114.3	57.337	102.9	32.019	108.4	1:58.965 (2)	81.46	0.913	13:21:22.625
7 -		29.019	114.5	56.725	100.9	IN PIT		2:07.252 P	76.15	9.200	13:23:29.877
8 -		OUTLAP	112.9	56.818	100.9	32.509	108.1	2:48.204	57.61	50.152	13:26:18.081

P22	48	Steve LAWTON				Honda - Cresswell Racing					
LAP		SECTOR 1		SECTOR 2		SECTOR 3		LAP TIME	MPH	DIFF	TIME OF DAY
1 -		OUTLAP	92.5	1:09.039	88.0	36.344	97.1				13:07:30.500
2 -		33.015	105.1	1:00.275	95.1	34.180	104.2	2:07.470	76.02	8.830	13:09:37.970
3 -		30.882	107.0	59.597	96.6	33.903	103.8	2:04.382	77.91	5.742	13:11:42.352
4 -		30.100	111.2	57.657	98.3	33.100	104.4	2:00.857	80.18	2.217	13:13:43.209
5 -		29.933	109.2	57.034	97.8	32.659	105.4	1:59.626 (3)	81.01	0.986	13:15:42.835
6 -		29.792	110.9	56.886	97.8	32.916	105.5	1:59.594 (2)	81.03	0.954	13:17:42.429
7 -		29.435	110.9	56.982	98.6	32.223	105.9	1:58.640 (1)	81.68		13:19:41.069
8 -		36.076	101.5	1:01.173	92.1	33.933	102.2	2:11.182	73.87	12.542	13:21:52.251
9 -		29.729	107.7	58.099	97.9	IN PIT		2:13.695 P	72.48	15.055	13:24:05.946

P23	36	Jayson URIBE				Honda - Rock and Sons Racing					
LAP		SECTOR 1		SECTOR 2		SECTOR 3		LAP TIME	MPH	DIFF	TIME OF DAY
1 -		OUTLAP	107.0	1:05.801	96.1	34.480	100.4				13:07:29.575
2 -		37.033	108.4	59.092	91.0	34.267	103.9	2:10.392	74.32	11.716	13:09:39.967
3 -		30.459	108.7	58.060	98.2	33.069	103.1	2:01.588	79.70	2.912	13:11:41.555
4 -		30.592	108.9	56.808	98.3	IN PIT		2:03.451 P	78.50	4.775	13:13:45.006
5 -		OUTLAP	106.8	57.375	97.2	33.600	103.8	2:37.489	61.53	38.813	13:16:22.495
6 -		29.671	109.4	56.245	98.5	33.232	104.6	1:59.148	81.33	0.472	13:18:21.643
7 -		30.711	108.9	57.887	98.1	32.447	103.3	2:01.045	80.06	2.369	13:20:22.688
8 -		29.782	108.0	56.468	96.9	32.605	103.9	1:58.855 (2)	81.53	0.179	13:22:21.543
9 -		29.947	108.4	55.735	97.1	32.994	101.8	1:58.676 (1)	81.66		13:24:20.219
10 -		30.076	108.9	55.577	96.6	33.309	103.1	1:58.962 (3)	81.46	0.286	13:26:19.181

P24	65	Josh OWENS				Honda - Trax Hydraulics					
LAP		SECTOR 1		SECTOR 2		SECTOR 3		LAP TIME	MPH	DIFF	TIME OF DAY
1 -		OUTLAP	104.5	1:04.593	89.5	34.704	98.8				13:07:26.136
2 -		31.572	105.6	58.090	91.6	33.304	102.2	2:02.966	78.81	4.113	13:09:29.102
3 -		30.319	105.3	57.655	94.3	33.201	101.0	2:01.175	79.97	2.322	13:11:30.277
4 -		29.986	104.0	56.806	93.7	33.026	100.1	1:59.818 (2)	80.88	0.965	13:13:30.095
5 -		29.813	105.0	57.757	83.5	33.137	100.0	2:00.707	80.28	1.854	13:15:30.802

Weather / Track : Bright / Dry

Oulton Park International
 Circuit Length = 2.6920 miles
 Start: 13:05 Flag 13:25 End: 13:27

MCRCB BULLETIN TK032

2013 MCE British Superbike Championship - Round 3

2013 Monster Energy British Motostar Championship

FREE PRACTICE 2 - SECTOR ANALYSIS

SECTOR 1 = FL to I1, SECTOR 2 = I1 to I2, SECTOR 3 = I2 to FL, DIFF = Difference To Personal Best Lap

6 -	30.625	93.9	59.868	92.3	IN PIT		2:10.473	P	74.27	11.620	13:17:41.275
7 -	OUTLAP	104.8	58.253	92.6	32.904	99.7	2:25.488		66.61	26.635	13:20:06.763
8 -	30.490	102.2	58.527	93.3	32.626	100.2	2:01.643		79.67	2.790	13:22:08.406
9 -	29.481	104.0	57.964	92.6	32.666	101.0	2:00.111	(3)	80.68	1.258	13:24:08.517
10 -	30.064	104.0	56.574	92.3	32.215	100.4	1:58.853	(1)	81.54		13:26:07.370

P25	88	Lewis ROLLO					Honda - Lewis Rollo Racing				
LAP	SECTOR 1	SECTOR 2	SECTOR 3	LAP TIME	MPH	DIFF	TIME OF DAY				
1 -	OUTLAP	92.3	1:02.470	95.4	34.466	103.8					13:07:20.474
2 -	30.551	112.4	59.213	98.9	33.619	105.7	2:03.383		78.54	3.956	13:09:23.857
3 -	29.813	111.8	57.982	100.4	32.804	104.4	2:00.599	(3)	80.35	1.172	13:11:24.456
4 -	29.087	113.3	57.712	100.7	32.628	106.2	1:59.427	(1)	81.14		13:13:23.883
5 -	31.067	112.4	57.507	99.2	31.946	107.2	2:00.520	(2)	80.41	1.093	13:15:24.403
6 -	29.318	112.0	57.785	95.4	IN PIT		2:05.793	P	77.04	6.366	13:17:30.196
7 -	OUTLAP	107.0	57.829	99.5	32.564	102.8	6:23.483		25.27	4:24.056	13:23:53.679

P26	77	Jason VERNON					Honda - SGR Racing				
LAP	SECTOR 1	SECTOR 2	SECTOR 3	LAP TIME	MPH	DIFF	TIME OF DAY				
1 -	OUTLAP	103.7	1:03.661	93.3	35.670	100.2					13:07:53.830
2 -	31.666	104.6	1:01.385	96.0	34.806	101.3	2:07.857		75.79	5.568	13:10:01.687
3 -	31.242	106.6	1:00.973	95.8	34.349	103.1	2:06.564		76.57	4.275	13:12:08.251
4 -	31.053	106.3	59.660	95.7	33.922	102.1	2:04.635		77.75	2.346	13:14:12.886
5 -	30.795	106.8	59.433	95.7	33.600	102.8	2:03.828	(2)	78.26	1.539	13:16:16.714
6 -	30.416	108.0	1:00.416	96.1	33.739	102.2	2:04.571	(3)	77.79	2.282	13:18:21.285
7 -	30.698	107.2	59.485	96.0	IN PIT		2:12.944	P	72.89	10.655	13:20:34.229
8 -	OUTLAP	105.5	1:00.194	95.7	33.399	103.5	2:44.401		58.94	42.112	13:23:18.630
9 -	30.340	107.8	58.806	96.5	33.143	103.6	2:02.289	(1)	79.24		13:25:20.919

P27	71	David WALES					Honda - TAD Racing				
LAP	SECTOR 1	SECTOR 2	SECTOR 3	LAP TIME	MPH	DIFF	TIME OF DAY				
1 -	OUTLAP	89.0	1:09.548	88.3	36.067	100.0					13:07:31.034
2 -	32.931	103.4	1:01.580	92.5	34.678	101.1	2:09.189		75.01	5.132	13:09:40.223
3 -	31.103	105.0	1:00.341	92.4	34.456	100.7	2:05.900		76.97	1.843	13:11:46.123
4 -	31.127	103.4	1:00.038	91.8	34.363	99.5	2:05.528		77.20	1.471	13:13:51.651
5 -	31.010	102.9	59.528	90.9	34.058	99.5	2:04.596		77.78	0.539	13:15:56.247
6 -	31.071	103.8	59.237	92.6	34.234	100.5	2:04.542	(3)	77.81	0.485	13:18:00.789
7 -	30.739	105.3	59.927	92.8	34.122	99.8	2:04.788		77.66	0.731	13:20:05.577
8 -	31.302	102.7	59.956	92.8	34.335	100.5	2:05.593		77.16	1.536	13:22:11.170
9 -	30.628	104.5	59.447	93.0	34.210	100.0	2:04.285	(2)	77.97	0.228	13:24:15.455
10 -	31.049	105.6	59.118	92.0	33.890	100.4	2:04.057	(1)	78.11		13:26:19.512

P28	24	Daniel COSTILLA					KTM - Cresswell racing				
LAP	SECTOR 1	SECTOR 2	SECTOR 3	LAP TIME	MPH	DIFF	TIME OF DAY				
1 -	OUTLAP	94.2	1:09.801	90.3	37.782	103.1					13:07:35.527
2 -	33.344	110.1	1:04.461	93.5	36.091	103.9	2:13.896		72.37	9.216	13:09:49.423
3 -	33.051	107.8	1:04.902	94.6	35.815	105.4	2:13.768		72.44	9.088	13:12:03.191
4 -	32.571	107.0	1:03.864	94.3	35.107	106.5	2:11.542		73.67	6.862	13:14:14.733
5 -	31.758	110.9	1:02.327	95.5	34.680	108.2	2:08.765		75.26	4.085	13:16:23.498
6 -	30.919	112.7	1:00.936	90.8	35.359	105.7	2:07.214	(3)	76.18	2.534	13:18:30.712
7 -	31.566	110.3	1:01.688	100.7	34.421	108.4	2:07.675		75.90	2.995	13:20:38.387
8 -	30.997	112.2	1:01.465	92.9	33.938	107.9	2:06.400	(2)	76.67	1.720	13:22:44.787
9 -	31.599	100.4	1:02.084	94.3	34.260	106.9	2:07.943		75.74	3.263	13:24:52.730
10 -	30.758	112.4	59.947	95.4	33.975	105.9	2:04.680	(1)	77.72		13:26:57.410

MCRCB BULLETIN TK033**2013 MCE British Superbike Championship - Round 3****2013 Monster Energy British Motostar Championship****FREE PRACTICE 2 - BEST SPEEDS**

SECTOR 1				SECTOR 2			FINISH LINE		
POS	NO	NAME	MPH	NO	NAME	MPH	NO	NAME	MPH
1	66	Joe IRVING	118.3	66	Joe IRVING	105.8	66	Joe IRVING	113.5
2	17	Tom CARNE	117.9	17	Tom CARNE	105.0	17	Tom CARNE	111.4
3	22	Stephanie WADDELOW	116.9	64	Asher DURHAM	103.7	10	Peter SUTHERLAND	111.1
4	10	Peter SUTHERLAND	116.7	22	Stephanie WADDELOW	103.5	80	Callum BEY	111.1
5	64	Asher DURHAM	116.7	43	Arnie SHELTON	103.2	43	Arnie SHELTON	110.9
6	43	Arnie SHELTON	116.1	3	Taz TAYLOR	102.9	22	Stephanie WADDELOW	110.3
7	3	Taz TAYLOR	115.1	40	Joe FRANCIS	102.7	13	Sam BURMAN	110.0
8	40	Joe FRANCIS	114.9	13	Sam BURMAN	102.1	64	Asher DURHAM	109.3
9	13	Sam BURMAN	114.3	10	Peter SUTHERLAND	101.9	3	Taz TAYLOR	108.8
10	80	Callum BEY	114.1	2	Paul JORDAN	101.8	40	Joe FRANCIS	108.8
11	42	James HOBSON	114.1	80	Callum BEY	101.6	42	James HOBSON	108.8
12	12	Edward RENDELL	113.9	42	James HOBSON	101.6	12	Edward RENDELL	108.6
13	2	Paul JORDAN	113.7	12	Edward RENDELL	101.3	24	Daniel COSTILLA	108.4
14	44	Jake BAYFORD	113.5	90	Greg GREENWOOD	101.0	44	Jake BAYFORD	107.7
15	88	Lewis ROLLO	113.3	24	Daniel COSTILLA	100.7	2	Paul JORDAN	107.5
16	90	Greg GREENWOOD	113.1	44	Jake BAYFORD	100.7	88	Lewis ROLLO	107.2
17	82	Jon VINCENT	112.9	88	Lewis ROLLO	100.7	35	Elliot LODGE	107.0
18	24	Daniel COSTILLA	112.7	73	Justin WARING	100.4	90	Greg GREENWOOD	107.0
19	73	Justin WARING	112.7	86	Bradley HUGHES	100.1	73	Justin WARING	107.0
20	35	Elliot LODGE	112.4	35	Elliot LODGE	99.8	86	Bradley HUGHES	106.9
21	41	Milo WARD	111.8	82	Jon VINCENT	98.8	48	Steve LAWTON	105.9
22	86	Bradley HUGHES	111.4	41	Milo WARD	98.6	82	Jon VINCENT	105.9
23	48	Steve LAWTON	111.2	48	Steve LAWTON	98.6	36	Jayson URIBE	104.6
24	36	Jayson URIBE	109.4	36	Jayson URIBE	98.5	41	Milo WARD	104.4
25	72	Ricky TARREN	108.9	72	Ricky TARREN	96.6	77	Jason VERNON	103.6
26	77	Jason VERNON	108.0	77	Jason VERNON	96.5	72	Ricky TARREN	103.1
27	65	Josh OWENS	105.6	65	Josh OWENS	94.3	65	Josh OWENS	102.2
28	71	David WALES	105.6	71	David WALES	93.0	71	David WALES	101.1

Weather / Track : Bright / Dry

Oulton Park International
Circuit Length = 2.6920 miles
Start: 13:05 Flag 13:25 End: 13:27

Results can be found at www.tsl-timing.com

Printed - 13:29 Saturday, 04 May 2013

MCRCB BULLETIN TK034

2013 MCE British Superbike Championship - Round 3

2013 Monster Energy British Motostar Championship

FREE PRACTICE 2 - BEST SECTORS

SECTOR 1			SECTOR 2			SECTOR 3			IDEAL / BEST COMPARISON						
POS	NO	NAME	TIME	NO	NAME	TIME	NO	NAME	TIME	POS	NO	NAME	IDEAL	BEST	DIFF
1	17	CARNE	27.238	12	RENDELL	52.637	40	FRANCIS	30.414				PERFECT LAP	1:50.289	
2	40	FRANCIS	27.549	40	FRANCIS	52.662	66	IRVING	30.428	1	17	CARNE	1:50.504	1:50.509	0.005
3	66	IRVING	27.680	17	CARNE	52.714	17	CARNE	30.552	2	40	FRANCIS	1:50.625	1:50.720	0.095
4	12	RENDELL	27.689	66	IRVING	52.807	43	SHELTON	30.714	3	66	IRVING	1:50.915	1:51.114	0.199
5	43	SHELTON	27.779	2	JORDAN	53.298	12	RENDELL	30.771	4	12	RENDELL	1:51.097	1:51.220	0.123
6	2	JORDAN	27.877	43	SHELTON	53.620	80	BEY	30.912	5	43	SHELTON	1:52.113	1:52.113	0.000
7	73	WARING	28.020	10	SUTHERLAND	54.104	10	SUTHERLAND	30.930	6	2	JORDAN	1:52.215	1:52.589	0.374
8	80	BEY	28.067	82	VINCENT	54.456	2	JORDAN	31.040	7	10	SUTHERLAND	1:53.143	1:53.616	0.473
9	10	SUTHERLAND	28.109	86	HUGHES	54.524	82	VINCENT	31.360	8	80	BEY	1:53.557	1:53.934	0.377
10	82	VINCENT	28.286	80	BEY	54.578	86	HUGHES	31.516	9	82	VINCENT	1:54.102	1:54.554	0.452
11	35	LODGE	28.329	13	BURMAN	55.300	13	BURMAN	31.643	10	86	HUGHES	1:54.570	1:54.570	0.000
12	90	GREENWOOD	28.409	35	LODGE	55.414	35	LODGE	31.788	11	35	LODGE	1:55.531	1:56.393	0.862
13	22	WADDELOW	28.508	41	WARD	55.553	22	WADDELOW	31.912	12	73	WARING	1:55.581	1:55.616	0.035
14	86	HUGHES	28.530	36	URIBE	55.577	73	WARING	31.921	13	13	BURMAN	1:55.868	1:55.922	0.054
15	41	WARD	28.567	90	GREENWOOD	55.593	44	BAYFORD	31.942	14	22	WADDELOW	1:56.118	1:56.118	0.000
16	44	BAYFORD	28.695	73	WARING	55.640	88	ROLLO	31.946	15	41	WARD	1:56.171	1:56.233	0.062
17	42	HOBSON	28.884	22	WADDELOW	55.698	64	DURHAM	31.954	16	90	GREENWOOD	1:56.315	1:56.886	0.571
18	13	BURMAN	28.925	72	TARREN	55.916	42	HOBSON	32.017	17	44	BAYFORD	1:56.676	1:57.189	0.513
19	3	TAYLOR	29.019	42	HOBSON	55.931	3	TAYLOR	32.019	18	42	HOBSON	1:56.832	1:57.298	0.466
20	72	TARREN	29.044	44	BAYFORD	56.039	41	WARD	32.051	19	72	TARREN	1:57.351	1:57.577	0.226
21	88	ROLLO	29.087	64	DURHAM	56.407	65	OWENS	32.215	20	64	DURHAM	1:57.554	1:57.705	0.151
22	64	DURHAM	29.193	65	OWENS	56.574	48	LAWTON	32.223	21	36	URIBE	1:57.695	1:58.676	0.981
23	48	LAWTON	29.435	3	TAYLOR	56.725	90	GREENWOOD	32.313	22	3	TAYLOR	1:57.763	1:58.052	0.289
24	65	OWENS	29.481	48	LAWTON	56.886	72	TARREN	32.391	23	65	OWENS	1:58.270	1:58.853	0.583
25	36	URIBE	29.671	88	ROLLO	57.242	36	URIBE	32.447	24	88	ROLLO	1:58.275	1:59.427	1.152
26	77	VERNON	30.340	77	VERNON	58.806	77	VERNON	33.143	25	48	LAWTON	1:58.544	1:58.640	0.096
27	71	WALES	30.628	71	WALES	59.118	71	WALES	33.890	26	77	VERNON	2:02.289	2:02.289	0.000
28	24	COSTILLA	30.758	24	COSTILLA	59.947	24	COSTILLA	33.938	27	71	WALES	2:03.636	2:04.057	0.421
										28	24	COSTILLA	2:04.643	2:04.680	0.037

Weather / Track : Bright / Dry

Results can be found at www.tsl-timing.com

Oulton Park International
 Circuit Length = 2.6920 miles
 Start: 13:05 Flag 13:25 End: 13:27

Printed - 13:30 Saturday, 04 May 2013

MCRCB BULLETIN TK035

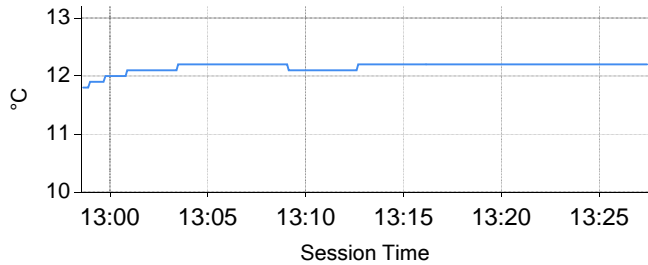
2013 MCE British Superbike Championship - Round 3

2013 Monster Energy British Motostar Championship

FREE PRACTICE 2 - WEATHER CONDITIONS

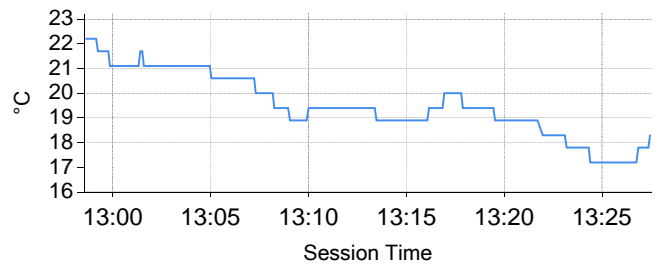
Air Temperature

Min: 11.8°C Max: 12.2°C



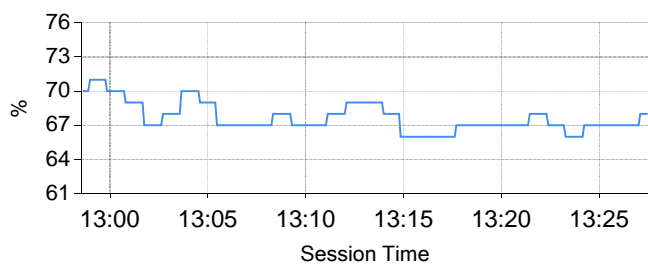
Track Temperature

Min: 17.2°C Max: 22.2°C



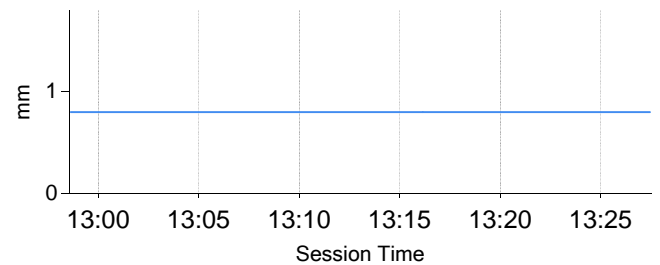
Humidity

Min: 66% Max: 71%



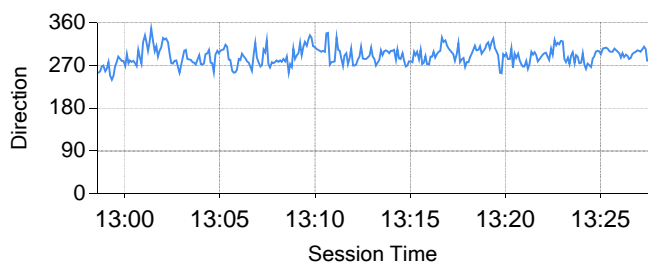
Daily Rainfall

Min: 0.8mm Max: 0.8mm



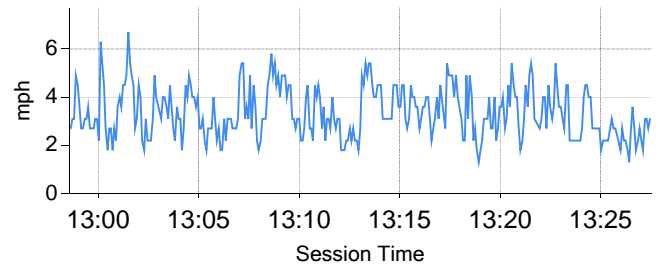
Wind Direction

North = 0/360, East = 90, South = 180, West = 270



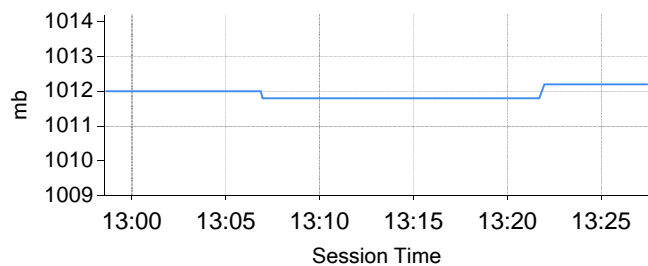
Wind Speed

Min: 1.3mph Max: 6.7mph



Barometric Pressure

Min: 1011.8mb Max: 1012.2mb



Weather / Track : Bright / Dry

Results can be found at www.tsl-timing.com

Oulton Park International
Circuit Length = 2.6920 miles
Start: 13:05 Flag 13:25 End: 13:27

Printed - 13:30 Saturday, 04 May 2013

QUALIFYING 1 - CLASSIFICATION



POS	NO	CL	PIC NAME	ENTRY	TIME	ON	LAPS	GAP	DIFF	MPH
1	17		1 Tom CARNE	Honda - TC Racing / SP125 racing	1:47.905	12	12			89.81
2	40	M3	1 Joe FRANCIS	Honda - Team WD40	1:48.109	10	11	0.204	0.204	89.64
3	66	M3	2 Joe IRVING	KTM - RS Racing / The Toad and Tatie Pub	1:48.840	13	13	0.935	0.731	89.04
4	10		2 Peter SUTHERLAND	Aprilia - Kinpac Racing	1:49.347	12	12	1.442	0.507	88.62
5	43		3 Arnie SHELTON	Honda - e3 motorsport	1:50.821	4	11	2.916	1.474	87.45
6	12		4 Edward RENDELL	Honda - Banks Racing	1:51.026	10	10	3.121	0.205	87.28
7	86		5 Bradley HUGHES	Honda - Cresswell Racing	1:51.449	12	12	3.544	0.423	86.95
8	2		6 Paul JORDAN	Seel Honda - Repli-Cast UK	1:51.479	13	13	3.574	0.030	86.93
9	80		7 Callum BEY	Honda - RCD Motorsport	1:52.008	8	12	4.103	0.529	86.52
10	82		8 Jon VINCENT	Honda - Molly / JVR Racing	1:52.618	8	11	4.713	0.610	86.05
11	22		9 Stephanie WADDELOW	Aprilia - Moto Strada	1:52.848	10	12	4.943	0.230	85.87
12	35		10 Elliot LODGE	Honda - SP125/SpikeRacing	1:53.406	11	11	5.501	0.558	85.45
13	36		11 Jayson URIBE	Honda - Rock and Sons Racing	1:53.409	13	13	5.504	0.003	85.45
14	48		12 Steve LAWTON	Honda - Cresswell Racing	1:53.791	8	10	5.886	0.382	85.16
15	64		13 Asher DURHAM	Seel Honda - Repli-Cast UK	1:54.109	11	13	6.204	0.318	84.93
16	73	M3	3 Justin WARING	Honda - Repli-Cast UK	1:54.136	11	13	6.231	0.027	84.91
17	44		14 Jake BAYFORD	Honda - j4ke.com	1:54.233	13	13	6.328	0.097	84.83
18	88		15 Lewis ROLLO	Honda - Lewis Rollo Racing	1:54.444	11	11	6.539	0.211	84.68
19	41		16 Milo WARD	Luyten Honda - FPW Racing	1:54.461	12	12	6.556	0.017	84.66
20	42	M3	4 James HOBSON	Honda - Two 4 Motorsport	1:54.568	11	13	6.663	0.107	84.58
21	3		17 Taz TAYLOR	Honda - Two Wheel / e3 motorsport	1:54.681	10	12	6.776	0.113	84.50
22	13	M3	5 Sam BURMAN	Honda - WNT / Burman Racing	1:54.780	9	13	6.875	0.099	84.43
23	90		18 Greg GREENWOOD	Luyten Honda - Fpw racing	1:55.267	12	12	7.362	0.487	84.07
24	72		19 Ricky TARREN	Honda - Cresswell racing	1:55.315	7	9	7.410	0.048	84.04
25	65		20 Josh OWENS	Honda - Trax Hydraulics	1:56.825	6	13	8.920	1.510	82.95

QUALIFYING LAPTIME (110.0% of 1:47.905) = 1:58.695

26	77		21 Jason VERNON	Honda - SGR Racing	1:59.417	10	11	11.512	2.592	81.15
27	24		22 Daniel COSTILLA	KTM - Cresswell racing	2:00.312	10	11	12.407	0.895	80.55
28	71		23 David WALES	Honda - TAD Racing	2:03.230	7	11	15.325	2.918	78.64

Weather / Track : Bright / Dry

These results are provisional until the conclusion of any judicial and technical matters.

Oulton Park International
Circuit Length = 2.6920 miles
Start: 13:35 Flag 14:00 End: 14:02

Race Director :	Stewards :	Timekeeper :
-----------------	------------	--------------

Results can be found at www.britishsuperbike.com

Printed - 14:02 Sunday, 05 May 2013

MCRCB BULLETIN TK079

2013 MCE British Superbike Championship - Round 3

2013 Monster Energy British Motostar Championship

QUALIFYING 1 - SECTOR ANALYSIS

SECTOR 1 = FL to I1, SECTOR 2 = I1 to I2, SECTOR 3 = I2 to FL, DIFF = Difference To Personal Best Lap

P1		17	Tom CARNE				Honda - TC Racing / SP125 racing			
LAP		SECTOR 1	SECTOR 2		SECTOR 3		LAP TIME	MPH	DIFF	TIME OF DAY
1 -	OUTLAP	100.9	57.938	101.5	31.569	111.1				13:38:57.568
2 -	28.161	113.9	52.772	105.6	31.035	110.2	1:51.968	86.55	4.063	13:40:49.536
3 -	27.901	113.1	52.356	106.5	30.458	111.1	1:50.715	87.53	2.810	13:42:40.251
4 -	27.422	113.7	52.350	106.5	30.279	111.1	1:50.051	88.06	2.146	13:44:30.302
5 -	27.309	114.1	51.593	107.0	30.158	110.9	1:49.060 (3)	88.86	1.155	13:46:19.362
6 -	27.276	114.3	51.835	106.6	IN PIT		1:56.305 P	83.32	8.400	13:48:15.667
7 -	OUTLAP	107.3	55.402	103.0	30.762	110.9	3:39.055	44.24	1:51.150	13:51:54.722
8 -	27.519	114.3	52.963	105.5	30.274	110.9	1:50.756	87.50	2.851	13:53:45.478
9 -	27.252	114.7	51.948	107.3	30.337	111.2	1:49.537	88.47	1.632	13:55:35.015
10 -	26.926	116.3	53.058	96.5	32.130	111.2	1:52.114	86.44	4.209	13:57:27.129
11 -	27.107	115.5	51.587	107.7	29.881	110.7	1:48.575 (2)	89.25	0.670	13:59:15.704
12 -	26.960	114.9	51.116	107.3	29.829	111.1	1:47.905 (1)	89.81		14:01:03.609

P2		40 M3	Joe FRANCIS				Honda - Team WD40			
LAP		SECTOR 1	SECTOR 2		SECTOR 3		LAP TIME	MPH	DIFF	TIME OF DAY
1 -	OUTLAP	110.5	54.598	105.8	30.987	110.7				13:36:59.317
2 -	28.445	112.7	52.812	104.0	30.349	110.2	1:51.606	86.83	3.497	13:38:50.923
3 -	27.393	114.1	51.965	107.3	30.430	109.1	1:49.788	88.27	1.679	13:40:40.711
4 -	29.238	105.8	52.307	105.1	30.193	108.9	1:51.738	86.73	3.629	13:42:32.449
5 -	27.184	113.3	51.816	106.0	30.282	108.1	1:49.282 (3)	88.68	1.173	13:44:21.731
6 -	29.076	104.3	53.501	101.0	IN PIT		2:00.330 P	80.53	12.221	13:46:22.061
7 -	OUTLAP	106.8	54.707	101.2	32.051	103.9	7:15.667	22.24	5:27.558	13:53:37.728
8 -	29.851	110.5	52.254	103.5	30.232	108.4	1:52.337	86.26	4.228	13:55:30.065
9 -	27.140	112.4	52.166	104.8	30.129	108.2	1:49.435	88.55	1.326	13:57:19.500
10 -	27.051	111.4	51.107	103.8	29.951	107.7	1:48.109 (1)	89.64		13:59:07.609
11 -	27.278	111.4	51.362	104.3	30.162	107.5	1:48.802 (2)	89.07	0.693	14:00:56.411

P3		66 M3	Joe IRVING				KTM - RS Racing / The Toad and Tatle Pub			
LAP		SECTOR 1	SECTOR 2		SECTOR 3		LAP TIME	MPH	DIFF	TIME OF DAY
1 -	OUTLAP	113.3	54.972	103.4	30.939	111.8				13:36:59.148
2 -	28.332	114.9	52.534	106.3	30.338	112.4	1:51.204	87.14	2.364	13:38:50.352
3 -	27.759	115.5	51.942	107.2	30.779	107.9	1:50.480	87.71	1.640	13:40:40.832
4 -	27.573	114.9	51.983	106.6	30.422	111.1	1:49.978 (3)	88.12	1.138	13:42:30.810
5 -	27.897	106.6	57.699	103.5	IN PIT		2:01.864 P	79.52	13.024	13:44:32.674
6 -	OUTLAP	114.9	52.179	107.0	30.542	111.8	3:31.666	45.78	1:42.826	13:48:04.340
7 -	27.767	114.9	51.731	107.3	29.791	112.4	1:49.289 (2)	88.67	0.449	13:49:53.629
8 -	27.490	115.5	51.662	107.3	31.282	110.3	1:50.434	87.75	1.594	13:51:44.063
9 -	27.946	115.1	53.337	94.6	32.935	111.1	1:54.218	84.84	5.378	13:53:38.281
10 -	27.395	114.1	57.976	102.4	30.466	111.4	1:55.837	83.66	6.997	13:55:34.118
11 -	27.323	116.1	59.276	99.8	30.692	112.0	1:57.291 D	82.62	8.451	13:57:31.409
12 -	27.337	115.3	52.725	104.0	30.438	111.2	1:50.500	87.70	1.660	13:59:21.909
13 -	27.292	115.5	51.526	105.8	30.022	110.9	1:48.840 (1)	89.04		14:01:10.749

P4		10	Peter SUTHERLAND				Aprilia - Kinpac Racing			
LAP		SECTOR 1	SECTOR 2		SECTOR 3		LAP TIME	MPH	DIFF	TIME OF DAY
1 -	OUTLAP	110.9	54.384	103.4	30.732	108.2				13:36:57.302
2 -	28.069	110.9	53.223	104.0	30.482	108.8	1:51.774	86.70	2.427	13:38:49.076
3 -	28.179	111.1	52.724	104.3	30.480	108.4	1:51.383	87.00	2.036	13:40:40.459
4 -	27.762	110.7	52.425	105.8	30.524	108.6	1:50.711	87.53	1.364	13:42:31.170
5 -	27.663	112.0	52.385	104.5	30.487	107.2	1:50.535	87.67	1.188	13:44:21.705
6 -	28.977	99.5	55.221	101.6	IN PIT		2:02.490 P	79.11	13.143	13:46:24.195
7 -	OUTLAP	101.0	56.949	103.5	32.030	104.6	5:50.279	27.66	4:00.932	13:52:14.474
8 -	28.408	106.0	56.166	102.4	30.727	108.2	1:55.301	84.05	5.954	13:54:09.775
9 -	27.656	110.7	52.085	104.8	30.257	108.8	1:49.998 (2)	88.10	0.651	13:55:59.773
10 -	27.488	111.1	52.439	103.7	30.396	108.4	1:50.323	87.84	0.976	13:57:50.096
11 -	27.347	111.6	52.264	105.0	30.490	108.8	1:50.101 (3)	88.02	0.754	13:59:40.197
12 -	27.324	111.8	51.716	105.6	30.307	107.7	1:49.347 (1)	88.62		14:01:29.544

Weather / Track : Bright / Dry

Oulton Park International
 Circuit Length = 2.6920 miles
 Start: 13:35 Flag 14:00 End: 14:02

MCRCB BULLETIN TK079

2013 MCE British Superbike Championship - Round 3

2013 Monster Energy British Motostar Championship

QUALIFYING 1 - SECTOR ANALYSIS

SECTOR 1 = FL to I1, SECTOR 2 = I1 to I2, SECTOR 3 = I2 to FL, DIFF = Difference To Personal Best Lap

P5		43		Arnie SHELTON		Honda - e3 motorsport			
LAP		SECTOR 1	SECTOR 2	SECTOR 3	LAP TIME	MPH	DIFF	TIME OF DAY	
1 -	OUTLAP	110.1	57.094	101.5	31.307	109.1		13:37:04.551	
2 -	28.408	113.5	54.262	103.7	30.990	108.6	1:53.660	85.26 2.839 13:38:58.211	
3 -	28.331	111.1	52.951	103.7	30.618	108.4	1:51.900	86.60 1.079 13:40:50.111	
4 -	27.798	112.0	52.574	104.3	30.449	108.4	1:50.821 (1)	87.45 13:42:40.932	
5 -	27.643	112.0	52.463	104.0	30.926	108.1	1:51.032 (3)	87.28 0.211 13:44:31.964	
6 -	27.828	112.4	52.882	104.0	30.802	107.9	1:51.512	86.90 0.691 13:46:23.476	
7 -	27.944	111.1	54.175	72.7	IN PIT		2:03.979 P	78.16 13.158 13:48:27.455	
8 -	OUTLAP	108.9	54.666	104.3	32.001	107.7	5:10.358	31.22 3:19.537 13:53:37.813	
9 -	27.716	111.8	52.326	103.7	30.872	105.5	1:50.914 (2)	87.37 0.093 13:55:28.727	
10 -	27.448	111.6	52.748	102.7	31.313	107.5	1:51.509	86.91 0.688 13:57:20.236	
11 -	35.956	68.3	57.147	104.2	30.657	108.4	2:03.760	78.30 12.939 13:59:23.996	

P6		12		Edward RENDELL		Honda - Banks Racing			
LAP		SECTOR 1	SECTOR 2	SECTOR 3	LAP TIME	MPH	DIFF	TIME OF DAY	
1 -	OUTLAP	107.0	55.553	99.5	31.736	104.6		13:37:24.049	
2 -	28.565	108.9	53.616	99.1	31.006	106.7	1:53.187	85.62 2.161 13:39:17.236	
3 -	27.951	109.4	53.016	101.9	IN PIT		1:57.572 P	82.42 6.546 13:41:14.808	
4 -	OUTLAP	106.1	53.191	101.8	30.842	104.6	4:56.383	32.69 3:05.357 13:46:11.191	
5 -	28.329	108.0	52.347	101.8	IN PIT		1:55.846 P	83.65 4.820 13:48:07.037	
6 -	OUTLAP	106.1	52.772	102.2	31.234	102.2	5:54.512	27.33 4:03.486 13:54:01.549	
7 -	27.938	108.0	52.227	103.0	31.072	105.1	1:51.237 (2)	87.12 0.211 13:55:52.786	
8 -	28.549	108.4	52.515	101.6	30.827	104.2	1:51.891	86.61 0.865 13:57:44.677	
9 -	28.221	108.2	52.225	102.2	30.816	105.7	1:51.262 (3)	87.10 0.236 13:59:35.939	
10 -	27.960	109.1	52.178	101.5	30.888	105.1	1:51.026 (1)	87.28 14:01:26.965	

P7		86		Bradley HUGHES		Honda - Creswell Racing			
LAP		SECTOR 1	SECTOR 2	SECTOR 3	LAP TIME	MPH	DIFF	TIME OF DAY	
1 -	OUTLAP	101.5	57.329	97.2	32.029	103.6		13:37:27.631	
2 -	29.152	107.8	54.387	99.7	31.066	106.4	1:54.605	84.56 3.156 13:39:22.236	
3 -	28.352	108.5	54.391	100.4	31.144	105.1	1:53.887	85.09 2.438 13:41:16.123	
4 -	28.259	108.5	53.225	99.7	30.885	106.0	1:52.369 (3)	86.24 0.920 13:43:08.492	
5 -	30.321	101.3	58.140	95.7	IN PIT		2:08.465 P	75.43 17.016 13:45:16.957	
6 -	OUTLAP	100.6	56.740	99.2	31.235	105.1	4:35.798	35.13 2:44.349 13:49:52.755	
7 -	28.701	109.1	53.821	100.0	31.420	103.9	1:53.942	85.05 2.493 13:51:46.697	
8 -	29.293	107.5	53.641	99.4	31.067	104.4	1:54.001	85.01 2.552 13:53:40.698	
9 -	27.950	108.5	52.795	100.4	31.636	104.4	1:52.381	86.23 0.932 13:55:33.079	
10 -	27.850	108.5	52.612	101.3	34.491	105.1	1:54.953	84.30 3.504 13:57:28.032	
11 -	27.951	107.3	52.902	100.6	31.047	104.2	1:51.900 (2)	86.60 0.451 13:59:19.932	
12 -	28.309	108.5	52.532	100.0	30.608	103.8	1:51.449 (1)	86.95 14:01:11.381	

P8		2		Paul JORDAN		Seel Honda - Repli-Cast UK			
LAP		SECTOR 1	SECTOR 2	SECTOR 3	LAP TIME	MPH	DIFF	TIME OF DAY	
1 -	OUTLAP	79.6	59.954	95.0	32.577	105.2		13:37:45.723	
2 -	28.445	110.1	54.100	101.5	31.638	106.4	1:54.183	84.87 2.704 13:39:39.906	
3 -	28.146	109.2	53.905	101.6	31.285	105.7	1:53.336	85.50 1.857 13:41:33.242	
4 -	29.935	93.0	1:03.367	78.6	IN PIT		2:14.954 P	71.81 23.475 13:43:48.196	
5 -	OUTLAP	94.1	59.465	84.5	36.005	107.4	2:23.544	67.51 32.065 13:46:11.740	
6 -	27.987	111.4	53.175	102.6	31.299	105.2	1:52.461	86.17 0.982 13:48:04.201	
7 -	28.276	111.6	52.573	102.2	31.030	106.2	1:51.879 (3)	86.62 0.400 13:49:56.080	
8 -	28.735	102.1	1:00.152	98.9	31.454	106.7	2:00.341 D	80.53 8.862 13:51:56.421	
9 -	27.944	110.1	54.670	99.8	32.055	105.5	1:54.669	84.51 3.190 13:53:51.090	
10 -	29.403	101.9	55.466	95.8	32.679	105.7	1:57.548	82.44 6.069 13:55:48.638	
11 -	27.886	110.3	52.710	100.9	31.035	105.1	1:51.631 (2)	86.81 0.152 13:57:40.269	
12 -	30.671	66.9	58.223	95.4	31.855	106.0	2:00.749	80.25 9.270 13:59:41.018	
13 -	27.743	111.2	52.649	101.6	31.087	106.2	1:51.479 (1)	86.93 14:01:32.497	

Weather / Track : Bright / Dry

Oulton Park International
Circuit Length = 2.6920 miles
Start: 13:35 Flag 14:00 End: 14:02

MCRCB BULLETIN TK079

2013 MCE British Superbike Championship - Round 3

2013 Monster Energy British Motostar Championship

QUALIFYING 1 - SECTOR ANALYSIS

SECTOR 1 = FL to I1, SECTOR 2 = I1 to I2, SECTOR 3 = I2 to FL, DIFF = Difference To Personal Best Lap

P9 80		Callum BEY		Honda - RCD Motorsport				
LAP		SECTOR 1	SECTOR 2	SECTOR 3	LAP TIME	MPH	DIFF	TIME OF DAY
1 -	OUTLAP	109.1	57.089	102.2	31.850	107.2		13:37:03.181
2 -		28.947	108.4	54.555	102.9	31.537	108.9	1:55.039 84.24 3.031 13:38:58.220
3 -		28.415	112.9	53.827	103.5	30.800	108.6	1:53.042 85.73 1.034 13:40:51.262
4 -		28.281	109.8	53.723	102.7	30.953	107.7	1:52.957 85.79 0.949 13:42:44.219
5 -		28.180	110.1	53.605	103.2	30.854	107.2	1:52.639 86.03 0.631 13:44:36.858
6 -		28.774	102.9	55.870	101.2	31.256	107.4	1:55.900 83.61 3.892 13:46:32.758
7 -		28.091	110.1	53.319	103.2	30.915	106.5	1:52.325 (2) 86.27 0.317 13:48:25.083
8 -		28.037	109.2	53.263	103.4	30.708	107.0	1:52.008 (1) 86.52 13:50:17.091
9 -		28.920	102.2	57.067	102.6	IN PIT		2:01.138 P 80.00 9.130 13:52:18.229
10 -	OUTLAP	109.1	53.868	103.4	31.198	105.1		5:05.518 31.72 3:13.510 13:57:23.747
11 -		28.109	109.1	53.184	102.4	31.070	107.2	1:52.363 86.24 0.355 13:59:16.110
12 -		27.645	111.2	52.760	103.0	31.951	99.5	1:52.356 (3) 86.25 0.348 14:01:08.466

P10 82		Jon VINCENT		Honda - Molly / JVR Racing				
LAP		SECTOR 1	SECTOR 2	SECTOR 3	LAP TIME	MPH	DIFF	TIME OF DAY
1 -	OUTLAP	96.2	58.864	96.8	32.935	102.7		13:37:16.926
2 -		28.955	107.3	54.702	99.7	31.500	104.7	1:55.157 84.15 2.539 13:39:12.083
3 -		28.507	108.5	55.079	100.3	31.660	106.5	1:55.246 84.09 2.628 13:41:07.329
4 -		28.906	106.8	54.593	101.0	31.775	103.5	1:55.274 84.07 2.656 13:43:02.603
5 -		28.437	107.3	53.368	99.8	31.369	103.6	1:53.174 (2) 85.63 0.556 13:44:55.777
6 -		28.832	106.0	54.793	93.3	IN PIT		2:02.345 P 79.21 9.727 13:46:58.122
7 -	OUTLAP	105.3	54.277	101.2	31.986	104.4		6:40.291 24.21 4:47.673 13:53:38.413
8 -		28.586	107.7	52.893	100.0	31.139	104.1	1:52.618 (1) 86.05 13:55:31.031
9 -		28.244	108.0	53.650	101.8	31.693	105.7	1:53.587 85.32 0.969 13:57:24.618
10 -		29.995	96.5	1:04.702	74.0	34.455	103.5	2:09.152 D 75.03 16.534 13:59:33.770
11 -		28.644	107.8	53.293	99.8	31.381	107.0	1:53.318 (3) 85.52 0.700 14:01:27.088

P11 22		Stephanie WADDELOW		Aprilia - Moto Strada				
LAP		SECTOR 1	SECTOR 2	SECTOR 3	LAP TIME	MPH	DIFF	TIME OF DAY
1 -	OUTLAP	104.8	1:02.312	95.0	33.818	105.7		13:37:14.246
2 -		29.160	113.3	55.720	105.1	31.834	110.3	1:56.714 83.03 3.866 13:39:10.960
3 -		28.607	111.8	55.569	103.8	IN PIT		2:02.178 P 79.32 9.330 13:41:13.138
4 -	OUTLAP	110.1	55.516	105.0	31.831	108.8		2:35.444 62.34 42.596 13:43:48.582
5 -		28.074	112.4	55.089	104.3	31.586	107.7	1:54.749 84.45 1.901 13:45:43.331
6 -		28.109	111.6	53.791	104.2	32.326	106.0	1:54.226 84.84 1.378 13:47:37.557
7 -		28.090	110.3	53.995	103.8	31.552	107.0	1:53.637 (2) 85.28 0.789 13:49:31.194
8 -		28.122	111.1	57.254	102.2	IN PIT		2:06.734 P 76.46 13.886 13:51:37.928
9 -	OUTLAP	112.0	54.504	105.5	31.587	107.4		3:59.229 40.51 2:06.381 13:55:37.157
10 -		27.979	112.9	53.686	104.6	31.183	109.1	1:52.848 (1) 85.87 13:57:30.005
11 -		27.716	112.9	58.957	103.2	31.785	109.6	1:58.458 D 81.81 5.610 13:59:28.463
12 -		27.867	113.9	54.480	105.3	31.758	107.7	1:54.105 (3) 84.93 1.257 14:01:22.568

P12 35		Elliot LODGE		Honda - SP125/SpikeRacing				
LAP		SECTOR 1	SECTOR 2	SECTOR 3	LAP TIME	MPH	DIFF	TIME OF DAY
1 -	OUTLAP	104.6	57.732	101.6	31.709	106.5		13:38:58.093
2 -		28.631	112.4	54.790	101.6	31.423	106.5	1:54.844 84.38 1.438 13:40:52.937
3 -		28.594	109.8	59.577	101.9	31.751	106.2	1:59.922 D 80.81 6.516 13:42:52.859
4 -		28.378	109.2	1:00.318	99.7	IN PIT		2:06.815 P 76.42 13.409 13:44:59.674
5 -	OUTLAP	103.4	55.542	102.2	31.973	105.1		4:07.819 39.10 2:14.413 13:49:07.493
6 -		28.180	109.2	54.566	102.4	31.161	105.4	1:53.907 (2) 85.08 0.501 13:51:01.400
7 -		28.298	108.9	54.717	101.9	31.422	105.4	1:54.437 84.68 1.031 13:52:55.837
8 -		28.034	109.8	55.086	102.4	31.532	105.4	1:54.652 84.52 1.246 13:54:50.489
9 -		29.127	108.4	54.184	102.4	31.263	106.0	1:54.574 84.58 1.168 13:56:45.063
10 -		28.146	109.1	54.472	101.3	31.690	104.7	1:54.308 (3) 84.78 0.902 13:58:39.371
11 -		28.178	109.6	53.971	101.9	31.257	105.7	1:53.406 (1) 85.45 14:00:32.777

Weather / Track : Bright / Dry

Oulton Park International
 Circuit Length = 2.6920 miles
 Start: 13:35 Flag 14:00 End: 14:02

MCRCB BULLETIN TK079

2013 MCE British Superbike Championship - Round 3

2013 Monster Energy British Motostar Championship

QUALIFYING 1 - SECTOR ANALYSIS

SECTOR 1 = FL to I1, SECTOR 2 = I1 to I2, SECTOR 3 = I2 to FL, DIFF = Difference To Personal Best Lap

P13 36		Jayson URIBE		Honda - Rock and Sons Racing						
LAP	SECTOR 1	SECTOR 2	SECTOR 3	LAP TIME	MPH	DIFF	TIME OF DAY			
1 -	OUTLAP	104.5	59.291	99.2	33.090	104.9		13:37:18.308		
2 -	29.836	110.0	58.064	99.1	IN PIT		2:06.798 P	76.43	13.389	13:39:25.106
3 -	OUTLAP	105.1	56.717	99.5	32.089	103.1	2:24.133	67.23	30.724	13:41:49.239
4 -	30.084	106.3	56.277	101.0	31.814	103.1	1:58.175	82.00	4.766	13:43:47.414
5 -	29.401	106.8	55.547	100.9	31.809	101.8	1:56.757	83.00	3.348	13:45:44.171
6 -	29.297	107.8	54.277	100.4	31.815	102.8	1:55.389	83.98	1.980	13:47:39.560
7 -	29.174	106.3	54.242	101.0	31.550	102.8	1:54.966	84.29	1.557	13:49:34.526
8 -	29.096	107.2	53.987	100.7	31.810	101.8	1:54.893	84.35	1.484	13:51:29.419
9 -	29.235	106.0	53.604	100.6	31.794	101.9	1:54.633 (3)	84.54	1.224	13:53:24.052
10 -	30.713	95.4	1:04.209	70.0	39.191	92.6	2:14.113	72.26	20.704	13:55:38.165
11 -	29.482	107.7	54.471	100.7	31.397	103.1	1:55.350	84.01	1.941	13:57:33.515
12 -	28.775	107.8	53.612	101.0	31.628	103.8	1:54.015 (2)	85.00	0.606	13:59:27.530
13 -	28.695	107.8	53.511	100.9	31.203	103.8	1:53.409 (1)	85.45		14:01:20.939

P14 48		Steve LAWTON		Honda - Cresswell Racing						
LAP	SECTOR 1	SECTOR 2	SECTOR 3	LAP TIME	MPH	DIFF	TIME OF DAY			
1 -	OUTLAP	98.3	1:01.991	98.5	33.213	104.7				13:37:17.993
2 -	29.235	110.3	57.163	98.9	32.134	105.2	1:58.532	81.76	4.741	13:39:16.525
3 -	28.955	110.3	55.509	101.2	31.811	105.4	1:56.275	83.34	2.484	13:41:12.800
4 -	28.706	109.4	54.406	102.6	31.776	106.7	1:54.888 (3)	84.35	1.097	13:43:07.688
5 -	28.205	111.8	55.109	101.3	32.091	107.2	1:55.405	83.97	1.614	13:45:03.093
6 -	28.671	109.6	55.424	102.1	31.592	105.4	1:55.687	83.77	1.896	13:46:58.780
7 -	28.535	109.2	54.704	100.7	31.568	105.4	1:54.807 (2)	84.41	1.016	13:48:53.587
8 -	28.429	110.1	54.099	103.5	31.263	105.4	1:53.791 (1)	85.16		13:50:47.378
9 -	28.674	109.4	54.521	102.1	32.079	106.4	1:55.274	84.07	1.483	13:52:42.652
10 -	29.256	108.2	56.685	97.9	IN PIT		2:12.251 P	73.27	18.460	13:54:54.903

P15 64		Asher DURHAM		Seel Honda - Repli-Cast UK						
LAP	SECTOR 1	SECTOR 2	SECTOR 3	LAP TIME	MPH	DIFF	TIME OF DAY			
1 -	OUTLAP	108.9	1:02.129	100.6	32.992	105.4				13:37:12.184
2 -	29.975	112.5	56.595	98.6	31.737	106.5	1:58.307	81.91	4.198	13:39:10.491
3 -	29.091	109.8	55.762	103.8	31.793	107.0	1:56.646	83.08	2.537	13:41:07.137
4 -	29.479	112.0	55.558	103.8	31.581	107.9	1:56.618	83.10	2.509	13:43:03.755
5 -	29.254	111.8	55.132	103.5	32.247	108.4	1:56.633	83.09	2.524	13:45:00.388
6 -	29.075	113.1	55.443	101.2	31.629	108.2	1:56.147	83.43	2.038	13:46:56.535
7 -	28.781	110.7	54.830	104.0	31.407	107.5	1:55.018	84.25	0.909	13:48:51.553
8 -	28.839	111.1	54.428	105.3	31.320	108.6	1:54.587 (3)	84.57	0.478	13:50:46.140
9 -	29.136	112.0	55.029	102.4	32.088	107.5	1:56.253	83.36	2.144	13:52:42.393
10 -	31.486	93.7	57.058	104.2	31.940	106.7	2:00.484	80.43	6.375	13:54:42.877
11 -	28.596	112.2	54.081	104.5	31.432	107.7	1:54.109 (1)	84.93		13:56:36.986
12 -	28.709	110.7	54.135	104.8	31.360	108.8	1:54.204 (2)	84.85	0.095	13:58:31.190
13 -	29.711	111.2	55.286	104.2	31.745	106.0	1:56.742	83.01	2.633	14:00:27.932

P16 73 M3		Justin WARING		Honda - Repli-Cast UK						
LAP	SECTOR 1	SECTOR 2	SECTOR 3	LAP TIME	MPH	DIFF	TIME OF DAY			
1 -	OUTLAP	102.2	59.053	98.5	33.074	101.6				13:37:06.901
2 -	29.438	105.8	57.113	98.9	32.659	103.8	1:59.210	81.29	5.074	13:39:06.111
3 -	28.936	107.8	56.781	98.6	32.958	104.1	1:58.675	81.66	4.539	13:41:04.786
4 -	29.084	106.3	56.822	100.6	32.425	103.8	1:58.331	81.89	4.195	13:43:03.117
5 -	28.654	109.2	55.806	99.7	32.435	103.5	1:56.895	82.90	2.759	13:45:00.012
6 -	29.124	108.5	55.685	99.5	32.333	104.7	1:57.142	82.73	3.006	13:46:57.154
7 -	28.839	107.5	55.650	100.3	32.135	101.0	1:56.624	83.09	2.488	13:48:53.778
8 -	28.627	109.1	55.063	101.6	32.069	104.2	1:55.759 (3)	83.71	1.623	13:50:49.537
9 -	28.687	107.7	55.745	100.9	32.295	104.4	1:56.727	83.02	2.591	13:52:46.264
10 -	28.492	109.2	55.941	100.7	32.558	104.1	1:56.991	82.83	2.855	13:54:43.255
11 -	28.557	108.5	54.161	101.6	31.418	105.2	1:54.136 (1)	84.91		13:56:37.391
12 -	28.519	108.7	54.541	101.0	31.513	104.2	1:54.573 (2)	84.58	0.437	13:58:31.964
13 -	29.115	108.7	57.294	101.2	31.921	103.8	1:58.330 D	81.90	4.194	14:00:30.294

Weather / Track : Bright / Dry

Oulton Park International
 Circuit Length = 2.6920 miles
 Start: 13:35 Flag 14:00 End: 14:02

MCRCB BULLETIN TK079

2013 MCE British Superbike Championship - Round 3

2013 Monster Energy British Motostar Championship

QUALIFYING 1 - SECTOR ANALYSIS

SECTOR 1 = FL to I1, SECTOR 2 = I1 to I2, SECTOR 3 = I2 to FL, DIFF = Difference To Personal Best Lap

P17 44		Jake BAYFORD		Honda - j4ke.com							
LAP	SECTOR 1	SECTOR 2	SECTOR 3	LAP TIME	MPH	DIFF	TIME OF DAY				
1 -	OUTLAP	110.5	59.082	100.7	32.702	106.9		13:37:06.980			
2 -	29.211	111.8	56.721	100.4	32.098	106.4	1:58.030	82.10	3.797	13:39:05.010	
3 -	29.406	108.5	57.011	96.9	32.735	105.5	1:59.152	81.33	4.919	13:41:04.162	
4 -	29.714	94.9	57.391	103.5	32.040	108.4	1:59.145	81.34	4.912	13:43:03.307	
5 -	28.618	112.2	56.004	102.7	32.140	107.4	1:56.762	83.00	2.529	13:45:00.069	
6 -	28.392	111.2	55.032	99.8	31.748	106.0	1:55.172	(3)	84.14	0.939	13:46:55.241
7 -	28.381	109.8	55.461	101.2	31.549	106.0	1:55.391	83.98	1.158	13:48:50.632	
8 -	28.597	110.0	55.177	102.2	31.503	104.7	1:55.277	84.06	1.044	13:50:45.909	
9 -	28.683	110.1	55.521	102.1	31.861	106.4	1:56.065	83.49	1.832	13:52:41.974	
10 -	32.030	87.1	1:09.542	91.3	IN PIT		2:23.256	P	67.65	29.023	13:55:05.230
11 -	OUTLAP	107.8	57.170	101.6	31.517	106.4	2:42.305	59.71	48.072	13:57:47.535	
12 -	28.360	110.1	54.868	103.5	31.259	107.2	1:54.487	(2)	84.64	0.254	13:59:42.022
13 -	27.800	111.6	55.007	102.6	31.426	108.2	1:54.233	(1)	84.83		14:01:36.255

P18 88		Lewis ROLLO		Honda - Lewis Rollo Racing							
LAP	SECTOR 1	SECTOR 2	SECTOR 3	LAP TIME	MPH	DIFF	TIME OF DAY				
1 -	OUTLAP	102.4	1:01.698	99.2	32.725	102.7				13:37:12.209	
2 -	29.874	109.6	56.535	98.8	32.080	107.5	1:58.489	81.79	4.045	13:39:10.698	
3 -	29.620	108.9	55.797	101.2	IN PIT		2:02.921	P	78.84	8.477	13:41:13.619
4 -	OUTLAP	106.1	56.094	100.4	32.417	102.7	5:50.486	27.65	3:56.042	13:47:04.105	
5 -	29.236	107.0	55.486	100.9	32.494	103.1	1:57.216	82.67	2.772	13:49:01.321	
6 -	29.089	107.7	55.103	101.3	31.327	104.4	1:55.519	83.89	1.075	13:50:56.840	
7 -	28.715	108.9	54.810	101.5	31.471	103.5	1:54.996	(2)	84.27	0.552	13:52:51.836
8 -	28.702	107.5	54.759	100.3	31.808	103.1	1:55.269	(3)	84.07	0.825	13:54:47.105
9 -	29.112	107.3	55.080	99.7	32.127	102.8	1:56.319	83.31	1.875	13:56:43.424	
10 -	29.182	107.3	54.947	99.8	32.339	104.1	1:56.468	83.21	2.024	13:58:39.892	
11 -	28.610	109.2	54.382	101.0	31.452	104.1	1:54.444	(1)	84.68		14:00:34.336

P19 41		Milo WARD		Luyten Honda - FPW Racing							
LAP	SECTOR 1	SECTOR 2	SECTOR 3	LAP TIME	MPH	DIFF	TIME OF DAY				
1 -	OUTLAP	105.3	57.921	99.2	32.460	104.1				13:37:04.233	
2 -	29.025	111.4	55.800	100.4	31.896	105.2	1:56.721	83.02	2.260	13:39:00.954	
3 -	28.726	108.9	55.354	99.8	31.938	103.8	1:56.018	83.53	1.557	13:40:56.972	
4 -	28.728	105.1	55.940	100.3	31.914	102.7	1:56.582	83.12	2.121	13:42:53.554	
5 -	28.697	108.2	55.266	98.5	32.267	102.4	1:56.230	83.38	1.769	13:44:49.784	
6 -	29.205	107.0	54.948	99.7	32.129	102.5	1:56.282	83.34	1.821	13:46:46.066	
7 -	28.787	106.0	54.862	99.7	32.105	102.5	1:55.754	83.72	1.293	13:48:41.820	
8 -	29.100	106.8	54.475	101.3	31.645	102.2	1:55.220	(3)	84.11	0.759	13:50:37.040
9 -	28.715	108.4	54.426	100.9	31.620	102.2	1:54.761	(2)	84.44	0.300	13:52:31.801
10 -	29.157	102.7	57.818	98.1	32.728	100.5	1:59.703	80.96	5.242	13:54:31.504	
11 -	28.826	107.2	55.200	100.0	31.653	101.0	1:55.679	83.77	1.218	13:56:27.183	
12 -	28.728	104.6	53.973	102.1	31.760	101.6	1:54.461	(1)	84.66		13:58:21.644

P20 42 M3		James HOBSON		Honda - Two 4 Motorsport							
LAP	SECTOR 1	SECTOR 2	SECTOR 3	LAP TIME	MPH	DIFF	TIME OF DAY				
1 -	OUTLAP	108.4	59.485	100.6	33.502	106.9				13:37:14.886	
2 -	29.611	110.5	56.697	103.2	31.916	107.7	1:58.224	81.97	3.656	13:39:13.110	
3 -	29.325	110.5	55.942	104.0	31.656	107.4	1:56.923	82.88	2.355	13:41:10.033	
4 -	29.037	110.5	55.725	103.4	31.849	107.9	1:56.611	83.10	2.043	13:43:06.644	
5 -	28.949	110.1	55.285	102.4	31.907	106.7	1:56.141	83.44	1.573	13:45:02.785	
6 -	28.925	110.7	55.299	102.6	31.906	108.8	1:56.130	83.45	1.562	13:46:58.915	
7 -	28.701	111.1	54.816	103.7	31.504	107.5	1:55.021	(3)	84.25	0.453	13:48:53.936
8 -	28.978	110.5	55.080	103.8	31.844	107.0	1:55.902	83.61	1.334	13:50:49.838	
9 -	28.802	111.1	55.691	104.0	31.722	106.5	1:56.215	83.39	1.647	13:52:46.053	
10 -	28.626	109.2	55.311	102.4	31.766	105.7	1:55.703	83.76	1.135	13:54:41.756	
11 -	28.645	108.5	54.412	102.7	31.511	106.5	1:54.568	(1)	84.58		13:56:36.324
12 -	28.659	108.4	54.583	102.6	31.545	105.9	1:54.787	(2)	84.42	0.219	13:58:31.111
13 -	29.529	109.2	55.023	103.0	31.843	106.0	1:56.395	83.26	1.827	14:00:27.506	

Weather / Track : Bright / Dry

Oulton Park International
Circuit Length = 2.6920 miles
Start: 13:35 Flag 14:00 End: 14:02

MCRCB BULLETIN TK079

2013 MCE British Superbike Championship - Round 3

2013 Monster Energy British Motostar Championship

QUALIFYING 1 - SECTOR ANALYSIS

SECTOR 1 = FL to I1, SECTOR 2 = I1 to I2, SECTOR 3 = I2 to FL, DIFF = Difference To Personal Best Lap

P21		3		Taz TAYLOR		Honda - Two Wheel / e3 motorsport					
LAP		SECTOR 1		SECTOR 2		SECTOR 3		LAP TIME	MPH	DIFF	TIME OF DAY
1 -	OUTLAP	99.7	1:20.118	98.1	33.418	104.7					13:37:31.819
2 -	29.968	110.3	58.067	101.3	32.241	108.6	2:00.276	80.57	5.595		13:39:32.095
3 -	29.549	109.6	56.978	101.5	31.961	107.9	1:58.488	81.79	3.807		13:41:30.583
4 -	29.472	110.1	56.594	102.6	32.859	106.9	1:58.925	81.49	4.244		13:43:29.508
5 -	28.930	110.7	55.968	102.9	31.850	107.2	1:56.748	83.01	2.067		13:45:26.256
6 -	28.685	111.1	55.889	102.1	IN PIT		2:06.361	P 76.69	11.680		13:47:32.617
7 -	OUTLAP	108.0	55.728	103.4	31.481	108.2	3:08.275	51.47	1:13.594		13:50:40.892
8 -	28.979	109.1	54.755	103.4	31.344	108.1	1:55.078	(2) 84.21	0.397		13:52:35.970
9 -	28.534	109.6	55.139	104.2	31.802	106.9	1:55.475	(3) 83.92	0.794		13:54:31.445
10 -	28.642	110.1	54.590	103.7	31.449	107.0	1:54.681	(1) 84.50			13:56:26.126
11 -	30.020	105.8	56.084	94.6	IN PIT		2:09.582	P 74.78	14.901		13:58:35.708
12 -	OUTLAP	103.2	54.558	103.0	31.628	108.1	2:25.604	66.55	30.923		14:01:01.312

P22		13 M3		Sam BURMAN		Honda - WNT / Burman Racing					
LAP		SECTOR 1		SECTOR 2		SECTOR 3		LAP TIME	MPH	DIFF	TIME OF DAY
1 -	OUTLAP	109.2	58.025	100.9	32.284	107.0					13:37:03.625
2 -	29.090	111.4	55.543	102.6	31.710	107.7	1:56.343	83.29	1.563		13:38:59.968
3 -	29.024	110.9	54.907	102.2	31.429	107.7	1:55.360	84.00	0.580		13:40:55.328
4 -	29.067	110.0	54.932	102.1	31.469	106.7	1:55.468	83.93	0.688		13:42:50.796
5 -	29.385	110.0	57.672	102.7	31.980	105.2	1:59.037	81.41	4.257		13:44:49.833
6 -	29.397	111.6	55.354	102.2	31.677	107.7	1:56.428	83.23	1.648		13:46:46.261
7 -	28.955	110.3	54.978	102.6	31.599	107.2	1:55.532	83.88	0.752		13:48:41.793
8 -	28.905	109.4	54.379	102.7	31.535	107.0	1:54.819	(2) 84.40	0.039		13:50:36.612
9 -	28.999	109.2	54.369	102.6	31.412	106.9	1:54.780	(1) 84.43			13:52:31.392
10 -	29.244	109.1	55.802	101.6	IN PIT		2:03.999	P 78.15	9.219		13:54:35.391
11 -	OUTLAP	108.0	57.097	101.6	31.834	107.4	2:48.891	57.38	54.111		13:57:24.282
12 -	28.963	109.6	54.591	102.2	31.583	107.0	1:55.137	(3) 84.17	0.357		13:59:19.419
13 -	28.896	110.3	55.195	101.8	31.542	107.4	1:55.633	83.81	0.853		14:01:15.052

P23		90		Greg GREENWOOD		Luyten Honda - Fpw racing					
LAP		SECTOR 1		SECTOR 2		SECTOR 3		LAP TIME	MPH	DIFF	TIME OF DAY
1 -	OUTLAP	108.5	58.724	98.5	33.523	101.1					13:37:06.888
2 -	29.644	111.4	58.089	100.0	33.061	106.2	2:00.794	80.23	5.527		13:39:07.682
3 -	29.223	110.0	56.972	99.2	32.876	104.1	1:59.071	81.39	3.804		13:41:06.753
4 -	29.523	110.5	57.105	98.9	IN PIT		2:07.004	P 76.30	11.737		13:43:13.757
5 -	OUTLAP	104.8	57.310	99.5	33.455	103.1	4:33.776	35.39	2:38.509		13:47:47.533
6 -	29.326	108.4	56.489	99.4	33.157	103.8	1:58.972	81.45	3.705		13:49:46.505
7 -	29.092	108.0	56.066	97.2	32.816	102.5	1:57.974	82.14	2.707		13:51:44.479
8 -	29.216	109.1	56.034	97.6	32.598	103.8	1:57.848	82.23	2.581		13:53:42.327
9 -	29.278	109.1	55.544	100.3	32.343	105.1	1:57.165	82.71	1.898		13:55:39.492
10 -	28.806	110.0	55.575	100.3	32.374	104.2	1:56.755	(3) 83.00	1.488		13:57:36.247
11 -	28.716	107.7	55.147	99.2	32.614	104.2	1:56.477	(2) 83.20	1.210		13:59:32.724
12 -	28.587	109.4	54.790	99.8	31.890	105.9	1:55.267	(1) 84.07			14:01:27.991

P24		72		Ricky TARREN		Honda - Cresswell racing					
LAP		SECTOR 1		SECTOR 2		SECTOR 3		LAP TIME	MPH	DIFF	TIME OF DAY
1 -	OUTLAP	103.8	57.627	96.5	32.986	101.8					13:37:03.748
2 -	29.409	105.8	56.147	99.1	31.964	104.1	1:57.520	82.46	2.205		13:39:01.268
3 -	28.934	105.3	55.264	97.9	32.110	102.7	1:56.308	83.32	0.993		13:40:57.576
4 -	28.796	103.7	55.813	97.9	31.997	101.9	1:56.606	83.11	1.291		13:42:54.182
5 -	28.702	105.5	55.484	97.5	31.786	102.2	1:55.972	(2) 83.56	0.657		13:44:50.154
6 -	29.501	104.6	55.477	98.6	31.845	102.4	1:56.823	82.95	1.508		13:46:46.977
7 -	28.828	104.5	54.863	98.3	31.624	102.7	1:55.315	(1) 84.04			13:48:42.292
8 -	28.843	104.2	55.096	98.6	32.088	101.1	1:56.027	(3) 83.52	0.712		13:50:38.319
9 -	28.771	103.4	54.601	97.5	IN PIT		2:05.983	P 76.92	10.668		13:52:44.302

Weather / Track : Bright / Dry

Oulton Park International
Circuit Length = 2.6920 miles
Start: 13:35 Flag 14:00 End: 14:02

MCRCB BULLETIN TK079

2013 MCE British Superbike Championship - Round 3

2013 Monster Energy British Motostar Championship

QUALIFYING 1 - SECTOR ANALYSIS

SECTOR 1 = FL to I1, SECTOR 2 = I1 to I2, SECTOR 3 = I2 to FL, DIFF = Difference To Personal Best Lap

P25 65		Josh OWENS		Honda - Trax Hydraulics						
LAP		SECTOR 1	SECTOR 2		SECTOR 3		LAP TIME	MPH	DIFF	TIME OF DAY
1 -	OUTLAP	102.9	59.914	93.8	33.223	98.8				13:37:10.438
2 -	29.949	101.2	57.375	94.5	32.705	100.1	2:00.029	80.74	3.204	13:39:10.467
3 -	30.253	104.8	55.723	98.3	31.822	101.4	1:57.798	82.27	0.973	13:41:08.265
4 -	29.420	102.9	55.928	97.9	32.574	100.2	1:57.922	82.18	1.097	13:43:06.187
5 -	29.854	102.2	55.617	97.2	31.872	102.1	1:57.343	82.58	0.518	13:45:03.530
6 -	29.347	103.7	55.266	96.1	32.212	100.7	1:56.825 (1)	82.95		13:47:00.355
7 -	29.337	101.6	55.771	96.0	32.247	99.5	1:57.355	82.58	0.530	13:48:57.710
8 -	29.455	101.8	55.875	96.0	32.139	98.8	1:57.469	82.50	0.644	13:50:55.179
9 -	29.705	101.8	56.080	97.8	33.267	99.2	1:59.052	81.40	2.227	13:52:54.231
10 -	29.247	101.6	55.833	98.6	31.831	100.4	1:56.911 (2)	82.89	0.086	13:54:51.142
11 -	29.305	103.7	56.505	93.3	32.752	99.2	1:58.562	81.74	1.737	13:56:49.704
12 -	29.547	104.8	56.781	98.1	32.574	97.0	1:58.902	81.50	2.077	13:58:48.606
13 -	29.324	102.9	55.314	95.5	32.485	98.2	1:57.123 (3)	82.74	0.298	14:00:45.729

P26 77		Jason VERNON		Honda - SGR Racing						
LAP		SECTOR 1	SECTOR 2		SECTOR 3		LAP TIME	MPH	DIFF	TIME OF DAY
1 -	OUTLAP	101.9	1:03.453	96.5	33.702	103.0				13:37:17.620
2 -	30.232	107.7	58.927	97.1	32.923	102.5	2:02.082	79.38	2.665	13:39:19.702
3 -	30.412	105.0	57.559	99.1	32.762	102.4	2:00.733	80.27	1.316	13:41:20.435
4 -	29.958	103.8	57.020	99.5	32.836	101.0	1:59.814 (3)	80.88	0.397	13:43:20.249
5 -	30.182	103.5	57.539	97.1	33.135	100.8	2:00.856	80.18	1.439	13:45:21.105
6 -	31.820	103.2	57.869	96.5	IN PIT		2:13.578 P	72.55	14.161	13:47:34.683
7 -	OUTLAP	102.9	58.518	98.8	33.011	101.3	5:14.358	30.82	3:14.941	13:52:49.041
8 -	29.807	104.8	57.848	98.2	33.009	100.4	2:00.664	80.31	1.247	13:54:49.705
9 -	30.053	104.8	57.086	97.9	32.711	100.7	1:59.850	80.86	0.433	13:56:49.555
10 -	29.662	103.7	56.703	97.8	33.052	101.1	1:59.417 (1)	81.15		13:58:48.972
11 -	29.974	105.3	57.056	98.5	32.767	100.4	1:59.797 (2)	80.89	0.380	14:00:48.769

P27 24		Daniel COSTILLA		KTM - Cresswell racing						
LAP		SECTOR 1	SECTOR 2		SECTOR 3		LAP TIME	MPH	DIFF	TIME OF DAY
1 -	OUTLAP	95.4	1:06.142	94.2	36.281	103.9				13:37:28.901
2 -	31.317	109.1	1:00.526	102.1	33.292	107.4	2:05.135	77.44	4.823	13:39:34.036
3 -	32.095	108.0	1:00.531	99.1	34.070	104.6	2:06.696	76.49	6.384	13:41:40.732
4 -	31.424	107.5	59.750	101.0	33.339	104.9	2:04.513	77.83	4.201	13:43:45.245
5 -	31.180	106.5	58.813	101.8	33.349	105.4	2:03.342	78.57	3.030	13:45:48.587
6 -	30.448	108.5	58.129	100.9	32.903	105.4	2:01.480	79.77	1.168	13:47:50.067
7 -	30.066	107.8	57.705	101.3	33.035	102.7	2:00.806	80.22	0.494	13:49:50.873
8 -	30.301	107.8	57.202	101.5	32.937	106.4	2:00.440 (2)	80.46	0.128	13:51:51.313
9 -	30.178	108.5	57.139	102.6	33.185	106.9	2:00.502 (3)	80.42	0.190	13:53:51.815
10 -	29.636	108.4	57.790	100.9	32.886	102.4	2:00.312 (1)	80.55		13:55:52.127
11 -	30.440	108.4	57.114	101.9	IN PIT		2:07.859 P	75.79	7.547	13:57:59.986

P28 71		David WALES		Honda - TAD Racing						
LAP		SECTOR 1	SECTOR 2		SECTOR 3		LAP TIME	MPH	DIFF	TIME OF DAY
1 -	OUTLAP	101.8	1:04.261	93.2	34.935	99.2				13:37:15.740
2 -	31.229	101.8	59.515	93.5	34.305	98.6	2:05.049	77.50	1.819	13:39:20.789
3 -	31.287	103.7	59.224	94.5	34.238	98.4	2:04.749	77.68	1.519	13:41:25.538
4 -	31.291	100.0	59.698	93.9	33.818	98.1	2:04.807	77.65	1.577	13:43:30.345
5 -	30.663	102.1	58.915	92.4	33.834	97.7	2:03.412 (3)	78.52	0.182	13:45:33.757
6 -	31.081	100.9	59.883	92.0	34.042	98.8	2:05.006	77.52	1.776	13:47:38.763
7 -	30.715	101.9	58.536	91.0	33.979	97.8	2:03.230 (1)	78.64		13:49:41.993
8 -	31.182	100.0	58.461	93.5	34.492	96.8	2:04.135	78.07	0.905	13:51:46.128
9 -	30.938	101.9	58.714	94.7	33.730	98.2	2:03.382 (2)	78.54	0.152	13:53:49.510
10 -	31.077	98.9	58.733	94.7	33.762	99.2	2:03.572	78.42	0.342	13:55:53.082
11 -	30.383	103.5	58.280	95.0	34.840	59.8	2:03.503	78.47	0.273	13:57:56.585

Weather / Track : Bright / Dry

Oulton Park International
 Circuit Length = 2.6920 miles
 Start: 13:35 Flag 14:00 End: 14:02

MCRCB BULLETIN TK080**2013 MCE British Superbike Championship - Round 3****2013 Monster Energy British Motostar Championship****QUALIFYING 1 - BEST SPEEDS**

SECTOR 1				SECTOR 2			FINISH LINE		
POS	NO	NAME	MPH	NO	NAME	MPH	NO	NAME	MPH
1	17	Tom CARNE	116.3	17	Tom CARNE	107.7	66	Joe IRVING	112.4
2	66	Joe IRVING	116.1	40	Joe FRANCIS	107.3	17	Tom CARNE	111.2
3	40	Joe FRANCIS	114.1	66	Joe IRVING	107.3	40	Joe FRANCIS	110.7
4	22	Stephanie WADDELOW	113.9	10	Peter SUTHERLAND	105.8	22	Stephanie WADDELOW	110.3
5	43	Arnie SHELTON	113.5	22	Stephanie WADDELOW	105.5	43	Arnie SHELTON	109.1
6	64	Asher DURHAM	113.1	64	Asher DURHAM	105.3	80	Callum BEY	108.9
7	80	Callum BEY	112.9	43	Arnie SHELTON	104.3	10	Peter SUTHERLAND	108.8
8	35	Elliot LODGE	112.4	3	Taz TAYLOR	104.2	64	Asher DURHAM	108.8
9	44	Jake BAYFORD	112.2	42	James HOBSON	104.0	42	James HOBSON	108.8
10	10	Peter SUTHERLAND	112.0	44	Jake BAYFORD	103.5	3	Taz TAYLOR	108.6
11	48	Steve LAWTON	111.8	48	Steve LAWTON	103.5	44	Jake BAYFORD	108.4
12	2	Paul JORDAN	111.6	80	Callum BEY	103.5	13	Sam BURMAN	107.7
13	13	Sam BURMAN	111.6	12	Edward RENDELL	103.0	88	Lewis ROLLO	107.5
14	41	Milo WARD	111.4	13	Sam BURMAN	102.7	2	Paul JORDAN	107.4
15	90	Greg GREENWOOD	111.4	2	Paul JORDAN	102.6	24	Daniel COSTILLA	107.4
16	3	Taz TAYLOR	111.1	24	Daniel COSTILLA	102.6	48	Steve LAWTON	107.2
17	42	James HOBSON	111.1	35	Elliot LODGE	102.4	82	Jon VINCENT	107.0
18	36	Jayson URIBE	110.0	41	Milo WARD	102.1	12	Edward RENDELL	106.7
19	88	Lewis ROLLO	109.6	82	Jon VINCENT	101.8	35	Elliot LODGE	106.5
20	12	Edward RENDELL	109.4	73	Justin WARING	101.6	86	Bradley HUGHES	106.4
21	73	Justin WARING	109.2	88	Lewis ROLLO	101.5	90	Greg GREENWOOD	106.2
22	24	Daniel COSTILLA	109.1	86	Bradley HUGHES	101.3	41	Milo WARD	105.2
23	86	Bradley HUGHES	109.1	36	Jayson URIBE	101.0	73	Justin WARING	105.2
24	82	Jon VINCENT	108.5	90	Greg GREENWOOD	100.3	36	Jayson URIBE	104.9
25	77	Jason VERNON	107.7	77	Jason VERNON	99.5	72	Ricky TARREN	104.1
26	72	Ricky TARREN	105.8	72	Ricky TARREN	99.1	77	Jason VERNON	103.0
27	65	Josh OWENS	104.8	65	Josh OWENS	98.6	65	Josh OWENS	102.1
28	71	David WALES	103.7	71	David WALES	95.0	71	David WALES	99.2

Weather / Track : Bright / Dry

Results can be found at www.tsl-timing.comOulton Park International
Circuit Length = 2.6920 miles
Start: 13:35 Flag 14:00 End: 14:02

Printed - 14:04 Sunday, 05 May 2013

MCRCB BULLETIN TK081

2013 MCE British Superbike Championship - Round 3

2013 Monster Energy British Motostar Championship

QUALIFYING 1 - BEST SECTORS

SECTOR 1			SECTOR 2			SECTOR 3			IDEAL / BEST COMPARISON						
POS	NO	NAME	TIME	NO	NAME	TIME	NO	NAME	TIME	POS	NO	NAME	IDEAL	BEST	DIFF
1	17	CARNE	26.926	40	FRANCIS	51.107	66	IRVING	29.791				PERFECT LAP	1:47.824	
2	40	FRANCIS	27.051	17	CARNE	51.116	17	CARNE	29.829	1	17	CARNE	1:47.871	1:47.905	0.034
3	66	IRVING	27.292	66	IRVING	51.526	40	FRANCIS	29.951	2	40	FRANCIS	1:48.109	1:48.109	0.000
4	10	SUTHERLAND	27.324	10	SUTHERLAND	51.716	10	SUTHERLAND	30.257	3	66	IRVING	1:48.609	1:48.840	0.231
5	43	SHELTON	27.392	43	SHELTON	52.142	43	SHELTON	30.449	4	10	SUTHERLAND	1:49.297	1:49.347	0.050
6	80	BEY	27.645	12	RENDELL	52.178	86	HUGHES	30.608	5	43	SHELTON	1:49.983	1:50.821	0.838
7	22	WADDELOW	27.716	86	HUGHES	52.532	80	BEY	30.708	6	12	RENDELL	1:50.932	1:51.026	0.094
8	2	JORDAN	27.743	2	JORDAN	52.573	12	RENDELL	30.816	7	86	HUGHES	1:50.990	1:51.449	0.459
9	44	BAYFORD	27.800	80	BEY	52.760	2	JORDAN	31.030	8	80	BEY	1:51.113	1:52.008	0.895
10	86	HUGHES	27.850	82	VINCENT	52.893	82	VINCENT	31.139	9	2	JORDAN	1:51.346	1:51.479	0.133
11	12	RENDELL	27.938	36	URIBE	53.511	35	LODGE	31.161	10	82	VINCENT	1:52.276	1:52.618	0.342
12	35	LODGE	28.034	22	WADDELOW	53.686	22	WADDELOW	31.183	11	22	WADDELOW	1:52.585	1:52.848	0.263
13	48	LAWTON	28.205	35	LODGE	53.971	36	URIBE	31.203	12	35	LODGE	1:53.166	1:53.406	0.240
14	82	VINCENT	28.244	41	WARD	53.973	44	BAYFORD	31.259	13	36	URIBE	1:53.409	1:53.409	0.000
15	73	WARING	28.492	64	DURHAM	54.081	48	LAWTON	31.263	14	48	LAWTON	1:53.567	1:53.791	0.224
16	3	TAYLOR	28.534	48	LAWTON	54.099	64	DURHAM	31.320	15	44	BAYFORD	1:53.927	1:54.233	0.306
17	90	GREENWOOD	28.587	73	WARING	54.161	88	ROLLO	31.327	16	64	DURHAM	1:53.997	1:54.109	0.112
18	64	DURHAM	28.596	13	BURMAN	54.369	3	TAYLOR	31.344	17	73	WARING	1:54.071	1:54.136	0.065
19	88	ROLLO	28.610	88	ROLLO	54.382	13	BURMAN	31.412	18	41	WARD	1:54.290	1:54.461	0.171
20	42	HOBSON	28.626	42	HOBSON	54.412	73	WARING	31.418	19	88	ROLLO	1:54.319	1:54.444	0.125
21	36	URIBE	28.695	3	TAYLOR	54.558	42	HOBSON	31.504	20	3	TAYLOR	1:54.436	1:54.681	0.245
22	41	WARD	28.697	72	TARREN	54.601	41	WARD	31.620	21	42	HOBSON	1:54.542	1:54.568	0.026
23	72	TARREN	28.702	90	GREENWOOD	54.790	72	TARREN	31.624	22	13	BURMAN	1:54.677	1:54.780	0.103
24	13	BURMAN	28.896	44	BAYFORD	54.868	65	OWENS	31.822	23	72	TARREN	1:54.927	1:55.315	0.388
25	65	OWENS	29.247	65	OWENS	55.266	90	GREENWOOD	31.890	24	90	GREENWOOD	1:55.267	1:55.267	0.000
26	24	COSTILLA	29.636	77	VERNON	56.703	77	VERNON	32.711	25	65	OWENS	1:56.335	1:56.825	0.490
27	77	VERNON	29.662	24	COSTILLA	57.114	24	COSTILLA	32.886	26	77	VERNON	1:59.076	1:59.417	0.341
28	71	WALES	30.383	71	WALES	58.280	71	WALES	33.730	27	24	COSTILLA	1:59.636	2:00.312	0.676
										28	71	WALES	2:02.393	2:03.230	0.837

Weather / Track : Bright / Dry

Oulton Park International
 Circuit Length = 2.6920 miles
 Start: 13:35 Flag 14:00 End: 14:02

Results can be found at www.tsl-timing.com

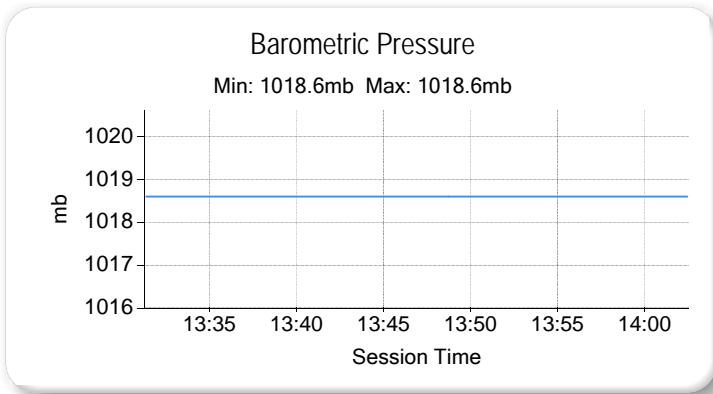
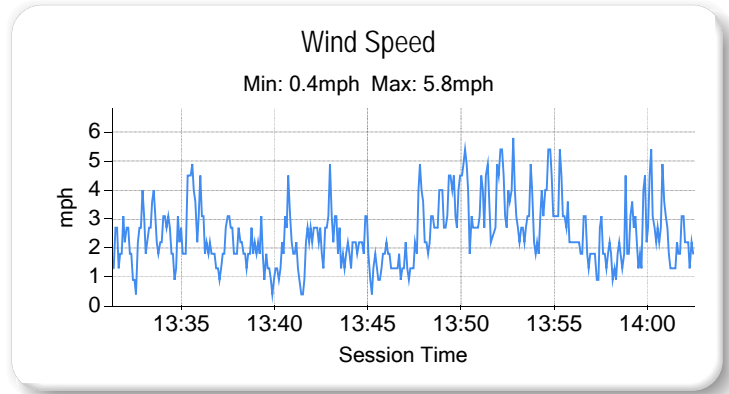
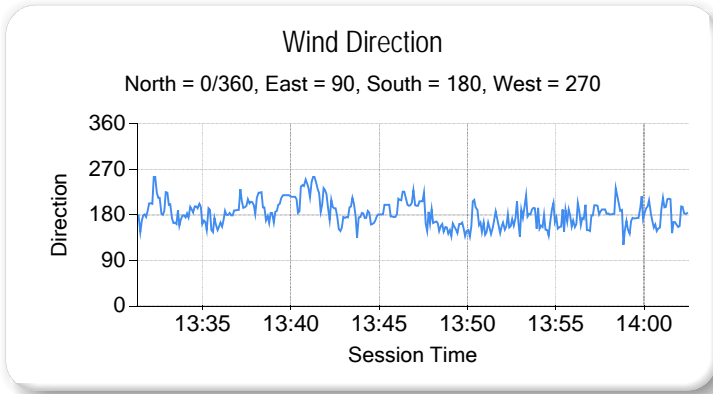
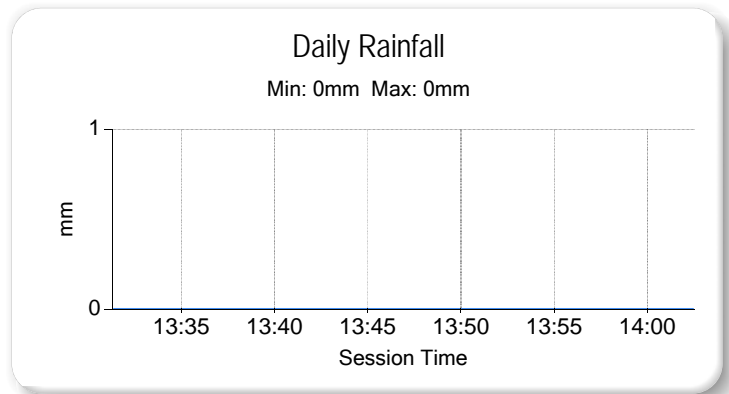
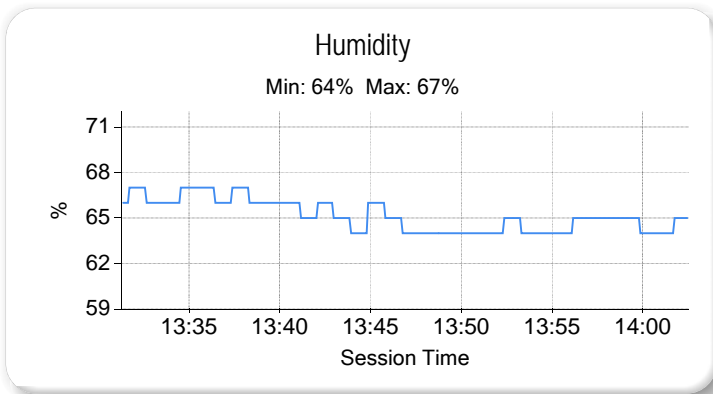
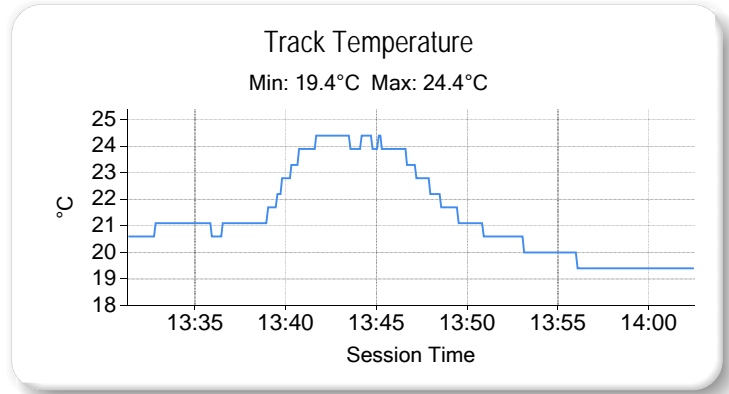
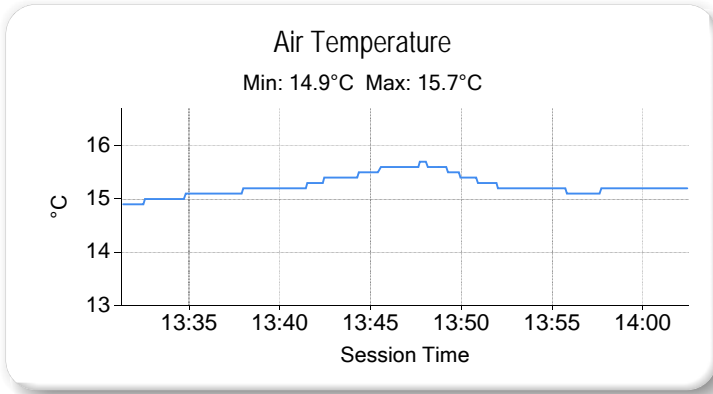
Printed - 14:04 Sunday, 05 May 2013

MCRCB BULLETIN TK082

2013 MCE British Superbike Championship - Round 3

2013 Monster Energy British Motostar Championship

QUALIFYING 1 - WEATHER CONDITIONS



Weather / Track : Bright / Dry

Results can be found at www.tsl-timing.com

Oulton Park International
Circuit Length = 2.6920 miles
Start: 13:35 Flag 14:00 End: 14:02

Printed - 14:04 Sunday, 05 May 2013

QUALIFYING 2 - COMBINED CLASSIFICATION



POS	NO	CL	PIC NAME	ENTRY	FIRST		SECOND		GAP	DIFF
					TIME	LAPS	TIME	LAPS		
1	17		1 Tom CARNE	Honda - TC Racing / SP125 racing	1:47.905	12	1:48.617	10		
2	40	M3	1 Joe FRANCIS	Honda - Team WD40	1:48.109	11	1:48.213	10	0.204	0.204
3	66	M3	2 Joe IRVING	KTM - RS Racing / The Toad and Tatle Pub	1:48.840	13	1:48.832	13	0.927	0.723
4	10		2 Peter SUTHERLAND	Aprilia - Kinpac Racing	1:49.347	12	1:49.329	14	1.424	0.497
5	12		3 Edward RENDELL	Honda - Banks Racing	1:51.026	10	1:49.964	9	2.059	0.635
6	43		4 Arnie SHELTON	Honda - e3 motorsport	1:50.821	11	1:50.760	6	2.855	0.796
7	80		5 Callum BEY	Honda - RCD Motorsport	1:52.008	12	1:50.881	13	2.976	0.121
8	2		6 Paul JORDAN	Seel Honda - Repli-Cast UK	1:51.479	13	1:51.028	12	3.123	0.147
9	86		7 Bradley HUGHES	Honda - Creswell Racing	1:51.449	12	1:51.046	12	3.141	0.018
10	64		8 Asher DURHAM	Seel Honda - Repli-Cast UK	1:54.109	13	1:52.397	13	4.492	1.351
11	22		9 Stephanie WADDELOW	Aprilia - Moto Strada	1:52.848	12	1:52.553	13	4.648	0.156
12	82		10 Jon VINCENT	Honda - Molly / JVR Racing	1:52.618	11		1	4.713	0.065
13	35		11 Elliot LODGE	Honda - SP125/SpikeRacing	1:53.406	11	1:52.790	14	4.885	0.172
14	44		12 Jake BAYFORD	Honda - j4ke.com	1:54.233	13	1:53.071	13	5.166	0.281
15	42	M3	3 James HOBSON	Honda - Two 4 Motorsport	1:54.568	13	1:53.328	13	5.423	0.257
16	36		13 Jayson URIBE	Honda - Rock and Sons Racing	1:53.409	13	1:53.658	12	5.504	0.081
17	13	M3	4 Sam BURMAN	Honda - WNT / Burman Racing	1:54.780	13	1:53.533	13	5.628	0.124
18	88		14 Lewis ROLLO	Honda - Lewis Rollo Racing	1:54.444	11	1:53.565	13	5.660	0.032
19	3		15 Taz TAYLOR	Honda - Two Wheel / e3 motorsport	1:54.681	12	1:53.586	10	5.681	0.021
20	48		16 Steve LAWTON	Honda - Cresswell Racing	1:53.791	10	1:56.813	10	5.886	0.205
21	41		17 Milo WARD	Luyten Honda - FPW Racing	1:54.461	12	1:53.816	13	5.911	0.025
22	73	M3	5 Justin WARING	Honda - Repli-Cast UK	1:54.136	13	1:54.729	7	6.231	0.320
23	90		18 Greg GREENWOOD	Luyten Honda - Fpw racing	1:55.267	12	1:54.599	12	6.694	0.463
24	72		19 Ricky TARREN	Honda - Cresswell racing	1:55.315	9		2	7.410	0.716
25	65		20 Josh OWENS	Honda - Trax Hydraulics	1:56.825	13	1:56.385	9	8.480	1.070
26	77		21 Jason VERNON	Honda - SGR Racing	1:59.417	11	1:57.794	12	9.889	1.409
27	24		22 Daniel COSTILLA	KTM - Cresswell racing	2:00.312	11	1:57.797	11	9.892	0.003
28	71		23 David WALES	Honda - TAD Racing	2:03.230	11	2:03.301	12	15.325	5.433

Weather / Track : Bright / Dry

These results are provisional until the conclusion of any judicial and technical matters.

Oulton Park International

Circuit Length = 2.6920 miles

Start: 18:00 Flag 18:25 End: 18:27

Race Director :

Stewards :

Timekeeper :

Results can be found at www.britishsuperbike.com

Printed - 18:27 Sunday, 05 May 2013



QUALIFYING 2 - CLASSIFICATION



POS	NO	CL	PIC NAME	ENTRY	TIME	ON	LAPS	GAP	DIFF	MPH
1	40	M3	1 Joe FRANCIS	Honda - Team WD40	1:48.213	9	10			89.55
2	17		1 Tom CARNE	Honda - TC Racing / SP125 racing	1:48.617	8	10	0.404	0.404	89.22
3	66	M3	2 Joe IRVING	KTM - RS Racing / The Toad and Tatle Pub	1:48.832	6	13	0.619	0.215	89.04
4	10		2 Peter SUTHERLAND	Aprilia - Kinpac Racing	1:49.329	8	14	1.116	0.497	88.64
5	12		3 Edward RENDELL	Honda - Banks Racing	1:49.964	5	9	1.751	0.635	88.13
6	43		4 Arnie SHELTON	Honda - e3 motorsport	1:50.760	6	6	2.547	0.796	87.49
7	80		5 Callum BEY	Honda - RCD Motorsport	1:50.881	13	13	2.668	0.121	87.40
8	2		6 Paul JORDAN	Seel Honda - Repli-Cast UK	1:51.028	6	12	2.815	0.147	87.28
9	86		7 Bradley HUGHES	Honda - Cresswell Racing	1:51.046	12	12	2.833	0.018	87.27
10	64		8 Asher DURHAM	Seel Honda - Repli-Cast UK	1:52.397	13	13	4.184	1.351	86.22
11	22		9 Stephanie WADDELOW	Aprilia - Moto Strada	1:52.553	8	13	4.340	0.156	86.10
12	35		10 Elliot LODGE	Honda - SP125/SpikeRacing	1:52.790	14	14	4.577	0.237	85.92
13	44		11 Jake BAYFORD	Honda - j4ke.com	1:53.071	6	13	4.858	0.281	85.70
14	42	M3	3 James HOBSON	Honda - Two 4 Motorsport	1:53.328	13	13	5.115	0.257	85.51
15	13	M3	4 Sam BURMAN	Honda - WNT / Burman Racing	1:53.533	11	13	5.320	0.205	85.36
16	88		12 Lewis ROLLO	Honda - Lewis Rollo Racing	1:53.565	13	13	5.352	0.032	85.33
17	3		13 Taz TAYLOR	Honda - Two Wheel / e3 motorsport	1:53.586	10	10	5.373	0.021	85.32
18	36		14 Jayson URIBE	Honda - Rock and Sons Racing	1:53.658	10	12	5.445	0.072	85.26
19	41		15 Milo WARD	Luyten Honda - FPW Racing	1:53.816	11	13	5.603	0.158	85.14
20	90		16 Greg GREENWOOD	Luyten Honda - Fpw racing	1:54.599	7	12	6.386	0.783	84.56
21	73	M3	5 Justin WARING	Honda - Repli-Cast UK	1:54.729	7	7	6.516	0.130	84.47
22	65		17 Josh OWENS	Honda - Trax Hydraulics	1:56.385	9	9	8.172	1.656	83.26
23	48		18 Steve LAWTON	Honda - Cresswell Racing	1:56.813	7	10	8.600	0.428	82.96
24	77		19 Jason VERNON	Honda - SGR Racing	1:57.794	10	12	9.581	0.981	82.27
25	24		20 Daniel COSTILLA	KTM - Cresswell racing	1:57.797	11	11	9.584	0.003	82.27
QUALIFYING LAPTIME (110.0% of 1:48.213) = 1:59.034										
26	71		21 David WALES	Honda - TAD Racing	2:03.301	6	12	15.088	5.504	78.59
27	72		22 Ricky TARREN	Honda - Cresswell racing			2			
28	82		23 Jon VINCENT	Honda - Molly / JVR Racing			1			

Weather / Track : Bright / Dry

These results are provisional until the conclusion of any judicial and technical matters.

Oulton Park International

Circuit Length = 2.6920 miles

Start: 18:00 Flag 18:25 End: 18:27

Race Director :	Stewards :	Timekeeper :
-----------------	------------	--------------

Results can be found at www.britishsuperbike.com

Printed - 18:29 Sunday, 05 May 2013

MCRCB BULLETIN TK140

2013 MCE British Superbike Championship - Round 3

2013 Monster Energy British Motostar Championship

QUALIFYING 2 - SECTOR ANALYSIS

SECTOR 1 = FL to I1, SECTOR 2 = I1 to I2, SECTOR 3 = I2 to FL, DIFF = Difference To Personal Best Lap

P1		40 M3		Joe FRANCIS		Honda - Team WD40					
LAP		SECTOR 1		SECTOR 2		SECTOR 3		LAP TIME	MPH	DIFF	TIME OF DAY
1 -	OUTLAP	109.8	55.174	104.3	30.570	109.3					18:02:17.496
2 -	29.030	112.2	53.191	104.3	30.611	108.9	1:52.832	85.89	4.619		18:04:10.328
3 -	27.723	113.5	51.920	104.2	30.090	108.9	1:49.733	88.31	1.520		18:06:00.061
4 -	27.302	112.5	52.398	102.9	IN PIT		1:56.042	P 83.51	7.829		18:07:56.103
5 -	OUTLAP	110.3	54.334	102.6	31.650	108.2	8:07.636	19.87	6:19.423		18:16:03.739
6 -	27.264	113.1	51.646	103.5	30.054	108.6	1:48.964	88.94	0.751		18:17:52.703
7 -	27.386	114.1	52.504	102.9	30.213	107.9	1:50.103	88.02	1.890		18:19:42.806
8 -	27.190	112.7	51.472	103.2	30.005	108.4	1:48.667	(3) 89.18	0.454		18:21:31.473
9 -	27.064	112.7	51.081	105.5	30.068	108.4	1:48.213	(1) 89.55			18:23:19.686
10 -	27.164	112.5	51.180	103.5	30.266	108.4	1:48.610	(2) 89.23	0.397		18:25:08.296

P2		17		Tom CARNE		Honda - TC Racing / SP125 racing					
LAP		SECTOR 1		SECTOR 2		SECTOR 3		LAP TIME	MPH	DIFF	TIME OF DAY
1 -	OUTLAP	100.6	1:06.187	71.0	IN PIT			P			18:03:37.439
2 -	OUTLAP	110.3	55.434	104.3	31.135	109.1	3:49.760	42.18	2:01.143		18:07:27.199
3 -	27.794	114.7	52.125	105.5	30.113	110.3	1:50.032	(3) 88.07	1.415		18:09:17.231
4 -	27.678	108.5	52.284	105.5	IN PIT		1:58.325	P 81.90	9.708		18:11:15.556
5 -	OUTLAP	107.0	53.401	105.6	30.852	110.9	3:33.968	45.29	1:45.351		18:14:49.524
6 -	28.194	109.8	52.669	106.3	30.131	112.5	1:50.994	87.31	2.377		18:16:40.518
7 -	27.685	117.7	52.092	107.7	30.105	112.9	1:49.882	(2) 88.19	1.265		18:18:30.400
8 -	27.347	117.9	51.210	106.8	30.060	112.7	1:48.617	(1) 89.22			18:20:19.017
9 -	27.342	116.9	53.025	105.1	30.607	108.4	1:50.974	87.32	2.357		18:22:09.991
10 -	27.972	111.4	53.490	102.7	IN PIT		2:00.419	P 80.47	11.802		18:24:10.410

P3		66 M3		Joe IRVING		KTM - RS Racing / The Toad and Tatle Pub					
LAP		SECTOR 1		SECTOR 2		SECTOR 3		LAP TIME	MPH	DIFF	TIME OF DAY
1 -	OUTLAP	114.7	53.887	104.5	30.739	111.6					18:01:56.727
2 -	27.892	115.1	52.454	105.3	30.447	111.1	1:50.793	87.47	1.961		18:03:47.520
3 -	27.376	116.3	51.956	106.3	30.133	111.4	1:49.465	88.53	0.633		18:05:36.985
4 -	27.976	115.3	52.109	105.3	30.228	112.5	1:50.313	87.85	1.481		18:07:27.298
5 -	27.877	116.1	52.128	102.1	30.344	112.4	1:50.349	87.82	1.517		18:09:17.647
6 -	27.260	115.5	51.607	105.6	29.965	112.0	1:48.832	(1) 89.04			18:11:06.479
7 -	27.140	115.7	53.040	104.6	IN PIT		1:57.754	P 82.30	8.922		18:13:04.233
8 -	OUTLAP	117.9	52.048	106.6	29.837	115.0	3:36.347	44.79	1:47.515		18:16:40.580
9 -	27.510	114.7	51.905	104.3	29.806	112.5	1:49.221	(3) 88.73	0.389		18:18:29.801
10 -	27.483	116.1	51.541	105.8	30.111	112.4	1:49.135	(2) 88.80	0.303		18:20:18.936
11 -	27.170	116.5	54.181	103.5	30.080	114.4	1:51.431	86.97	2.599		18:22:10.367
12 -	28.187	111.2	53.483	101.0	31.076	112.2	1:52.746	85.95	3.914		18:24:03.113
13 -	27.290	115.9	51.430	106.1	30.749	109.1	1:49.469	88.53	0.637		18:25:52.582

P4		10		Peter SUTHERLAND		Aprilia - Kinpac Racing					
LAP		SECTOR 1		SECTOR 2		SECTOR 3		LAP TIME	MPH	DIFF	TIME OF DAY
1 -	OUTLAP	112.9	54.153	104.8	30.548	111.1					18:01:59.878
2 -	27.544	112.5	52.648	103.5	30.326	108.4	1:50.518	87.68	1.189		18:03:50.396
3 -	27.656	112.5	52.258	104.8	30.151	108.8	1:50.065	88.05	0.736		18:05:40.461
4 -	27.256	112.4	52.652	103.2	30.545	108.6	1:50.453	87.74	1.124		18:07:30.914
5 -	27.545	111.4	52.301	103.5	30.452	108.4	1:50.298	87.86	0.969		18:09:21.212
6 -	27.188	112.2	52.039	104.5	30.154	108.6	1:49.381	(2) 88.60	0.052		18:11:10.593
7 -	27.200	113.5	52.200	103.7	30.548	108.8	1:49.948	88.14	0.619		18:13:00.541
8 -	27.077	113.1	52.042	103.2	30.210	109.3	1:49.329	(1) 88.64			18:14:49.870
9 -	27.825	111.1	52.406	104.6	30.210	109.1	1:50.441	87.75	1.112		18:16:40.311
10 -	27.683	112.2	52.158	105.6	30.137	110.2	1:49.978	88.12	0.649		18:18:30.289
11 -	27.507	113.1	52.315	102.7	30.263	109.3	1:50.085	88.03	0.756		18:20:20.374
12 -	27.111	113.9	52.060	104.5	30.535	110.0	1:49.706	(3) 88.33	0.377		18:22:10.080
13 -	27.893	114.1	52.428	104.6	30.149	108.9	1:50.470	87.72	1.141		18:24:00.550
14 -	27.260	113.5	52.174	103.5	30.321	108.9	1:49.755	88.29	0.426		18:25:50.305

Weather / Track : Bright / Dry

Oulton Park International
Circuit Length = 2.6920 miles
Start: 18:00 Flag 18:25 End: 18:27

MCRCB BULLETIN TK140

2013 MCE British Superbike Championship - Round 3

2013 Monster Energy British Motostar Championship

QUALIFYING 2 - SECTOR ANALYSIS

SECTOR 1 = FL to I1, SECTOR 2 = I1 to I2, SECTOR 3 = I2 to FL, DIFF = Difference To Personal Best Lap

P5	12	Edward RENDELL					Honda - Banks Racing			
LAP		SECTOR 1	SECTOR 2		SECTOR 3		LAP TIME	MPH	DIFF	TIME OF DAY
1 -	OUTLAP	107.3	54.078	101.2	31.115	105.5				18:02:26.929
2 -	27.967	111.2	53.181	100.0	30.632	107.7	1:51.780	86.69	1.816	18:04:18.709
3 -	28.162	111.6	52.631	102.1	30.393	106.2	1:51.186	87.16	1.222	18:06:09.895
4 -	28.171	109.1	52.288	101.9	30.399	106.7	1:50.858 (3)	87.42	0.894	18:08:00.753
5 -	27.683	109.6	51.900	101.6	30.381	105.5	1:49.964 (1)	88.13		18:09:50.717
6 -	27.642	109.6	52.400	102.9	IN PIT		1:56.493 P	83.19	6.529	18:11:47.210
7 -	OUTLAP	107.7	53.477	101.5	30.453	106.7	6:57.434	23.21	5:07.470	18:18:44.644
8 -	27.720	110.1	52.245	100.7	30.522	105.2	1:50.487 (2)	87.71	0.523	18:20:35.131
9 -	27.694	110.3	53.011	101.0	IN PIT		1:54.677 P	84.50	4.713	18:22:29.808

P6	43	Arnie SHELTON					Honda - e3 motorsport			
LAP		SECTOR 1	SECTOR 2		SECTOR 3		LAP TIME	MPH	DIFF	TIME OF DAY
1 -	OUTLAP	109.4	57.143	102.6	31.671	107.9				18:02:07.755
2 -	28.006	112.9	53.385	102.7	30.650	111.6	1:52.041 (3)	86.49	1.281	18:03:59.796
3 -	27.815	113.1	56.739	101.3	30.918	110.3	1:55.472 D	83.92	4.712	18:05:55.268
4 -	27.451	113.1	53.072	104.8	31.083	110.0	1:51.606 (2)	86.83	0.846	18:07:46.874
5 -	27.844	110.7	53.609	103.0	31.327	107.7	1:52.780	85.93	2.020	18:09:39.654
6 -	27.526	111.4	52.578	103.5	30.656	108.6	1:50.760 (1)	87.49		18:11:30.414

P7	80	Callum BEY					Honda - RCD Motorsport			
LAP		SECTOR 1	SECTOR 2		SECTOR 3		LAP TIME	MPH	DIFF	TIME OF DAY
1 -	OUTLAP	109.4	56.222	102.7	31.970	109.6				18:02:04.422
2 -	28.572	111.4	54.357	103.2	31.103	108.4	1:54.032	84.98	3.151	18:03:58.454
3 -	28.027	111.8	53.881	102.7	31.032	107.2	1:52.940	85.80	2.059	18:05:51.394
4 -	27.859	112.2	53.829	101.9	IN PIT		1:59.144 P	81.34	8.263	18:07:50.538
5 -	OUTLAP	110.7	54.200	102.7	31.079	108.4	3:27.785	46.64	1:36.904	18:11:18.323
6 -	27.811	112.9	53.435	103.5	30.789	107.5	1:52.035	86.50	1.154	18:13:10.358
7 -	28.049	113.1	53.197	103.7	30.919	108.2	1:52.165	86.40	1.284	18:15:02.523
8 -	27.892	111.8	53.154	102.9	30.743	108.2	1:51.789	86.69	0.908	18:16:54.312
9 -	27.755	112.0	53.327	103.2	30.743	109.1	1:51.825	86.66	0.944	18:18:46.137
10 -	28.945	110.5	55.484	98.8	31.202	107.9	1:55.631	83.81	4.750	18:20:41.768
11 -	28.006	111.6	52.826	103.2	30.766	108.6	1:51.598 (3)	86.84	0.717	18:22:33.366
12 -	27.639	112.4	52.691	102.7	30.616	107.7	1:50.946 (2)	87.35	0.065	18:24:24.312
13 -	27.599	112.2	52.746	102.7	30.536	108.1	1:50.881 (1)	87.40		18:26:15.193

P8	2	Paul JORDAN					Seel Honda - Repli-Cast UK			
LAP		SECTOR 1	SECTOR 2		SECTOR 3		LAP TIME	MPH	DIFF	TIME OF DAY
1 -	OUTLAP	111.8	56.147	103.8	31.848	110.9				18:02:04.437
2 -	28.484	112.7	53.300	102.7	30.887	108.1	1:52.671	86.01	1.643	18:03:57.108
3 -	27.843	112.0	53.273	102.1	31.520	108.4	1:52.636	86.04	1.608	18:05:49.744
4 -	28.851	108.0	54.978	101.6	31.705	107.4	1:55.534	83.88	4.506	18:07:45.278
5 -	27.993	111.6	52.998	101.5	31.012	106.7	1:52.003 (3)	86.52	0.975	18:09:37.281
6 -	27.563	110.9	52.528	100.9	30.937	106.5	1:51.028 (1)	87.28		18:11:28.309
7 -	29.017	105.0	55.686	96.1	IN PIT		2:01.165 P	79.98	10.137	18:13:29.474
8 -	OUTLAP	105.3	54.962	100.9	31.121	106.9	4:49.684	33.45	2:58.656	18:18:19.158
9 -	27.735	112.0	53.009	100.7	31.009	105.9	1:51.753 (2)	86.72	0.725	18:20:10.911
10 -	27.781	112.0	53.487	95.8	32.802	103.3	1:54.070	84.95	3.042	18:22:04.981
11 -	29.550	100.7	58.214	103.4	31.137	108.4	1:58.901 D	81.50	7.873	18:24:03.882
12 -	27.903	112.5	52.366	102.4	32.155	102.5	1:52.424	86.20	1.396	18:25:56.306

P9	86	Bradley HUGHES					Honda - Creswell Racing			
LAP		SECTOR 1	SECTOR 2		SECTOR 3		LAP TIME	MPH	DIFF	TIME OF DAY
1 -	OUTLAP	106.6	55.583	98.2	32.121	104.6				18:02:29.879
2 -	28.297	108.7	54.226	99.2	31.313	105.5	1:53.836	85.13	2.790	18:04:23.715
3 -	28.158	108.9	53.035	100.1	30.950	106.2	1:52.143	86.41	1.097	18:06:15.858
4 -	28.416	109.2	53.049	98.6	IN PIT		2:00.107 P	80.68	9.061	18:08:15.965
5 -	OUTLAP	103.8	55.501	100.0	31.145	104.9	4:46.748	33.79	2:55.702	18:13:02.713
6 -	28.454	107.0	53.906	98.9	31.165	104.9	1:53.525	85.36	2.479	18:14:56.238

Weather / Track : Bright / Dry

Oulton Park International
 Circuit Length = 2.6920 miles
 Start: 18:00 Flag 18:25 End: 18:27

MCRCB BULLETIN TK140

2013 MCE British Superbike Championship - Round 3

2013 Monster Energy British Motostar Championship

QUALIFYING 2 - SECTOR ANALYSIS

SECTOR 1 = FL to I1, SECTOR 2 = I1 to I2, SECTOR 3 = I2 to FL, DIFF = Difference To Personal Best Lap

7 -	28.179	109.4	52.609	99.8	30.701	105.7	1:51.489	(3)	86.92	0.443	18:16:47.727
8 -	27.806	110.9	53.354	99.4	31.008	105.4	1:52.168		86.39	1.122	18:18:39.895
9 -	27.846	109.2	52.687	99.4	30.799	104.9	1:51.332	(2)	87.04	0.286	18:20:31.227
10 -	28.448	105.1	56.367	101.6	30.640	104.9	1:55.455		83.94	4.409	18:22:26.682
11 -	28.100	109.2	53.837	97.1	31.125	105.7	1:53.062		85.71	2.016	18:24:19.744
12 -	27.725	109.8	52.533	99.7	30.788	105.9	1:51.046	(1)	87.27		18:26:10.790

P10 64		Asher DURHAM					Seel Honda - Repli-Cast UK					
LAP		SECTOR 1		SECTOR 2		SECTOR 3		LAP TIME	MPH	DIFF	TIME OF DAY	
1 -	OUTLAP	109.4		1:00.531	102.6	32.487	106.5				18:02:13.619	
2 -	28.997	112.0		55.230	103.0	31.473	107.7	1:55.700	83.76	3.303	18:04:09.319	
3 -	28.956	114.5		54.304	103.7	31.274	108.1	1:54.534	84.61	2.137	18:06:03.853	
4 -	28.698	112.7		55.046	102.1	31.349	108.1	1:55.093	84.20	2.696	18:07:58.946	
5 -	28.739	111.1		54.065	103.2	31.125	107.9	1:53.929	85.06	1.532	18:09:52.875	
6 -	28.274	112.7		54.053	103.2	31.043	107.7	1:53.370	(3)	85.48	0.973	18:11:46.245
7 -	28.209	113.3		53.939	101.2	31.233	108.2	1:53.381	85.47	0.984	18:13:39.626	
8 -	30.597	91.6		57.962	102.6	33.206	107.7	2:01.765	79.59	9.368	18:15:41.391	
9 -	28.540	113.1		54.151	102.4	31.293	107.4	1:53.984	85.02	1.587	18:17:35.375	
10 -	28.314	112.9		55.762	102.6	31.181	107.7	1:55.257	84.08	2.860	18:19:30.632	
11 -	28.315	112.9		54.434	102.6	31.024	108.6	1:53.773	85.18	1.376	18:21:24.405	
12 -	28.132	112.9		53.622	103.0	30.969	107.4	1:52.723	(2)	85.97	0.326	18:23:17.128
13 -	28.110	113.3		53.481	104.6	30.806	109.5	1:52.397	(1)	86.22	18:25:09.525	

P11 22		Stephanie WADDELOW					Aprilia - Moto Strada					
LAP		SECTOR 1		SECTOR 2		SECTOR 3		LAP TIME	MPH	DIFF	TIME OF DAY	
1 -	OUTLAP	112.5		56.296	104.6	31.701	108.9				18:02:01.473	
2 -	28.144	114.3		54.261	104.2	31.428	109.8	1:53.833	85.13	1.280	18:03:55.306	
3 -	28.111	114.7		54.331	103.7	31.735	108.6	1:54.177	84.87	1.624	18:05:49.483	
4 -	28.185	113.1		55.161	103.2	31.831	108.2	1:55.177	84.14	2.624	18:07:44.660	
5 -	28.496	106.3		55.093	103.8	31.532	108.1	1:55.121	84.18	2.568	18:09:39.781	
6 -	27.691	115.5		57.344	101.2	IN PIT		2:06.347	P	76.70	13.794	18:11:46.128
7 -	OUTLAP	106.6		54.731	104.3	31.257	108.2	3:05.334		52.29	1:12.781	18:14:51.462
8 -	27.627	116.5		53.882	102.6	31.044	109.6	1:52.553	(1)	86.10	18:16:44.015	
9 -	27.912	113.1		53.955	104.6	31.238	108.4	1:53.105	85.68	0.552	18:18:37.120	
10 -	27.735	114.1		53.917	103.4	31.417	109.1	1:53.069	85.71	0.516	18:20:30.189	
11 -	27.784	114.5		53.823	102.9	31.179	109.6	1:52.786	(2)	85.92	0.233	18:22:22.975
12 -	28.132	114.9		53.825	103.5	31.294	109.8	1:53.251	85.57	0.698	18:24:16.226	
13 -	27.921	114.1		53.676	103.4	31.400	108.6	1:52.997	(3)	85.76	0.444	18:26:09.223

P12 35		Elliot LODGE					Honda - SP125/SpikeRacing					
LAP		SECTOR 1		SECTOR 2		SECTOR 3		LAP TIME	MPH	DIFF	TIME OF DAY	
1 -	OUTLAP	108.0		55.344	101.6	31.671	105.5				18:01:59.811	
2 -	28.390	110.1		54.633	101.0	31.584	105.7	1:54.607	84.56	1.817	18:03:54.418	
3 -	28.362	110.9		59.163	101.8	31.364	106.5	1:58.889	D	81.51	6.099	18:05:53.307
4 -	28.305	110.5		54.141	103.2	31.355	109.3	1:53.801	85.16	1.011	18:07:47.108	
5 -	28.326	112.0		54.301	102.9	31.939	107.4	1:54.566	84.59	1.776	18:09:41.674	
6 -	28.406	110.0		53.939	101.6	31.227	105.9	1:53.572	85.33	0.782	18:11:35.246	
7 -	28.334	110.1		54.063	102.2	31.199	106.4	1:53.596	85.31	0.806	18:13:28.842	
8 -	28.392	110.3		54.071	101.3	31.316	104.1	1:53.779	85.17	0.989	18:15:22.621	
9 -	28.418	110.5		54.259	101.5	31.077	106.4	1:53.754	85.19	0.964	18:17:16.375	
10 -	28.154	110.5		54.348	102.1	31.165	105.4	1:53.667	85.26	0.877	18:19:10.042	
11 -	28.458	110.3		53.957	101.3	30.870	106.2	1:53.285	(3)	85.54	0.495	18:21:03.327
12 -	27.940	110.3		54.017	101.8	30.911	106.2	1:52.868	(2)	85.86	0.078	18:22:56.195
13 -	28.050	110.5		56.903	101.8	31.010	106.0	1:55.963	D	83.57	3.173	18:24:52.158
14 -	28.027	110.7		54.058	102.2	30.705	106.0	1:52.790	(1)	85.92	18:26:44.948	

P13 44		Jake BAYFORD					Honda - j4ke.com				
LAP		SECTOR 1		SECTOR 2		SECTOR 3		LAP TIME	MPH	DIFF	TIME OF DAY
1 -	OUTLAP	101.0		1:00.631	102.2	32.900	106.7				18:02:12.621
2 -	28.766	111.1		56.904	102.2	31.283	108.1	1:56.953	82.86	3.882	18:04:09.574
3 -	28.864	112.9		54.613	103.2	31.441	107.9	1:54.918	84.33	1.847	18:06:04.492

Weather / Track : Bright / Dry

Oulton Park International
 Circuit Length = 2.6920 miles
 Start: 18:00 Flag 18:25 End: 18:27

MCRCB BULLETIN TK140

2013 MCE British Superbike Championship - Round 3

2013 Monster Energy British Motostar Championship

QUALIFYING 2 - SECTOR ANALYSIS

SECTOR 1 = FL to I1, SECTOR 2 = I1 to I2, SECTOR 3 = I2 to FL, DIFF = Difference To Personal Best Lap

4 -	28.285	112.4	55.536	101.5	31.482	106.4	1:55.303	84.05	2.232	18:07:59.795
5 -	28.110	111.8	54.181	103.5	31.296	107.9	1:53.587 (3)	85.32	0.516	18:09:53.382
6 -	27.877	111.4	54.126	102.7	31.068	107.2	1:53.071 (1)	85.70		18:11:46.453
7 -	28.206	113.3	54.059	102.7	31.290	109.6	1:53.555 (2)	85.34	0.484	18:13:40.008
8 -	28.508	112.4	55.235	100.6	31.981	104.6	1:55.724	83.74	2.653	18:15:35.732
9 -	28.338	110.7	55.934	100.4	31.464	105.9	1:55.736	83.73	2.665	18:17:31.468
10 -	28.179	111.4	55.083	100.4	31.284	106.7	1:54.546	84.60	1.475	18:19:26.014
11 -	28.002	112.4	54.867	100.7	31.425	107.4	1:54.294	84.79	1.223	18:21:20.308
12 -	28.135	111.8	54.297	101.0	31.248	107.0	1:53.680	85.25	0.609	18:23:13.988
13 -	28.032	111.1	54.844	100.3	31.383	107.7	1:54.259	84.81	1.188	18:25:08.247

P14		42 M3		James HOBSON		Honda - Two 4 Motorsport				
LAP	SECTOR 1		SECTOR 2		SECTOR 3		LAP TIME	MPH	DIFF	TIME OF DAY
1 -	OUTLAP	110.3	56.425	101.9	32.343	106.9				18:02:03.859
2 -	28.836	111.1	55.138	102.9	31.751	107.9	1:55.725	83.74	2.397	18:03:59.584
3 -	28.736	111.4	55.153	102.1	31.723	107.7	1:55.612	83.82	2.284	18:05:55.196
4 -	28.684	111.4	54.921	101.8	31.823	106.5	1:55.428	83.95	2.100	18:07:50.624
5 -	28.681	110.0	54.803	101.6	31.706	106.9	1:55.190	84.13	1.862	18:09:45.814
6 -	29.180	109.8	54.828	102.6	31.683	107.0	1:55.691	83.76	2.363	18:11:41.505
7 -	28.865	110.3	54.639	101.9	31.969	105.5	1:55.473	83.92	2.145	18:13:36.978
8 -	29.201	112.5	1:04.533	98.6	32.505	107.0	2:06.239	76.76	12.911	18:15:43.217
9 -	28.905	110.1	54.768	102.2	31.839	106.7	1:55.512	83.89	2.184	18:17:38.729
10 -	28.501	111.1	54.621	102.7	31.221	108.4	1:54.343	84.75	1.015	18:19:33.072
11 -	27.909	112.9	54.684	103.5	31.346	107.7	1:53.939 (3)	85.05	0.611	18:21:27.011
12 -	28.209	110.9	54.155	102.9	31.205	108.4	1:53.569 (2)	85.33	0.241	18:23:20.580
13 -	28.088	111.2	54.022	101.9	31.218	108.4	1:53.328 (1)	85.51		18:25:13.908

P15		13 M3		Sam BURMAN		Honda - WNT / Burman Racing				
LAP	SECTOR 1		SECTOR 2		SECTOR 3		LAP TIME	MPH	DIFF	TIME OF DAY
1 -	OUTLAP	111.1	56.301	101.2	31.805	107.4				18:02:01.124
2 -	29.198	111.8	55.364	100.9	31.596	107.9	1:56.158	83.43	2.625	18:03:57.282
3 -	28.728	112.2	54.738	102.1	31.302	107.7	1:54.768	84.44	1.235	18:05:52.050
4 -	28.507	112.0	54.634	101.0	31.613	107.2	1:54.754	84.45	1.221	18:07:46.804
5 -	28.461	112.2	54.319	101.3	31.719	107.2	1:54.499	84.64	0.966	18:09:41.303
6 -	28.719	111.4	59.138	99.1	32.480	107.7	2:00.337 D	80.53	6.804	18:11:41.640
7 -	29.292	111.8	54.391	102.2	31.625	106.4	1:55.308	84.04	1.775	18:13:36.948
8 -	28.977	111.8	54.213	100.7	31.248	106.9	1:54.438	84.68	0.905	18:15:31.386
9 -	28.609	111.6	54.269	100.9	31.324	107.5	1:54.202	84.86	0.669	18:17:25.588
10 -	28.668	111.8	54.438	101.0	31.315	107.9	1:54.421	84.69	0.888	18:19:20.009
11 -	28.469	112.4	53.867	100.9	31.197	107.7	1:53.533 (1)	85.36		18:21:13.542
12 -	28.703	112.2	54.072	100.6	31.317	107.7	1:54.092 (3)	84.94	0.559	18:23:07.634
13 -	28.511	111.8	54.077	100.0	31.462	107.7	1:54.050 (2)	84.97	0.517	18:25:01.684

P16		88		Lewis ROLLO		Honda - Lewis Rollo Racing				
LAP	SECTOR 1		SECTOR 2		SECTOR 3		LAP TIME	MPH	DIFF	TIME OF DAY
1 -	OUTLAP	106.1	59.039	98.3	32.193	103.9				18:02:09.401
2 -	29.030	108.2	56.486	99.1	31.691	104.7	1:57.207	82.68	3.642	18:04:06.608
3 -	28.604	109.1	54.892	99.8	31.196	104.2	1:54.692	84.49	1.127	18:06:01.300
4 -	28.491	108.7	54.825	99.2	31.671	103.9	1:54.987	84.28	1.422	18:07:56.287
5 -	28.625	108.2	54.736	99.5	31.597	104.4	1:54.958	84.30	1.393	18:09:51.245
6 -	28.002	110.1	54.358	100.0	31.279	104.7	1:53.639 (2)	85.28	0.074	18:11:44.884
7 -	28.988	109.4	54.459	100.1	31.546	108.2	1:54.993	84.27	1.428	18:13:39.877
8 -	28.723	109.8	55.650	99.1	33.544	104.2	1:57.917	82.18	4.352	18:15:37.794
9 -	29.288	106.5	54.744	99.1	31.499	104.7	1:55.531	83.88	1.966	18:17:33.325
10 -	28.636	108.7	54.373	99.8	31.062	104.9	1:54.071	84.95	0.506	18:19:27.396
11 -	28.498	108.4	54.130	100.0	31.257	105.5	1:53.885	85.09	0.320	18:21:21.281
12 -	28.352	109.4	54.260	99.7	31.156	105.7	1:53.768 (3)	85.18	0.203	18:23:15.049
13 -	28.352	109.8	54.086	100.4	31.127	106.4	1:53.565 (1)	85.33		18:25:08.614

Weather / Track : Bright / Dry

Oulton Park International
Circuit Length = 2.6920 miles
Start: 18:00 Flag 18:25 End: 18:27

MCRCB BULLETIN TK140

2013 MCE British Superbike Championship - Round 3

2013 Monster Energy British Motostar Championship

QUALIFYING 2 - SECTOR ANALYSIS

SECTOR 1 = FL to I1, SECTOR 2 = I1 to I2, SECTOR 3 = I2 to FL, DIFF = Difference To Personal Best Lap

P17 3		Taz TAYLOR		Honda - Two Wheel / e3 motorsport						
LAP		SECTOR 1	SECTOR 2	SECTOR 3	LAP TIME	MPH	DIFF	TIME OF DAY		
1 -	OUTLAP	106.6	1:00.708	102.4	32.335	108.1		18:02:14.384		
2 -	29.180	112.5	55.764	101.5	31.845	109.5	1:56.789	82.98 3.203 18:04:11.173		
3 -	28.496	112.7	55.561	100.9	31.863	108.9	1:55.920	83.60 2.334 18:06:07.093		
4 -	28.608	112.2	54.718	101.6	32.057	108.4	1:55.383	83.99 1.797 18:08:02.476		
5 -	28.080	111.8	55.442	102.7	31.171	108.2	1:54.693	84.49 1.107 18:09:57.169		
6 -	28.329	110.9	54.474	102.9	31.707	107.7	1:54.510 (3)	84.63 0.924 18:11:51.679		
7 -	29.495	107.7	58.214	93.2	IN PIT		2:08.092 P	75.65 14.506 18:13:59.771		
8 -	OUTLAP	109.2	55.210	101.9	31.568	108.2	5:32.459	29.15 3:38.873 18:19:32.230		
9 -	28.586	111.8	54.464	103.2	31.048	108.9	1:54.098 (2)	84.93 0.512 18:21:26.328		
10 -	28.273	112.0	54.305	102.6	31.008	109.6	1:53.586 (1)	85.32 18:23:19.914		

P18 36		Jayson URIBE		Honda - Rock and Sons Racing						
LAP		SECTOR 1	SECTOR 2	SECTOR 3	LAP TIME	MPH	DIFF	TIME OF DAY		
1 -	OUTLAP	98.9	59.870	99.7	33.348	103.8		18:02:16.726		
2 -	30.316	110.0	56.437	99.2	33.518	104.6	2:00.271	80.57 6.613 18:04:16.997		
3 -	29.491	109.6	54.375	101.3	31.731	104.7	1:55.597	83.83 1.939 18:06:12.594		
4 -	29.125	108.9	56.430	97.9	32.418	103.1	1:57.973	82.14 4.315 18:08:10.567		
5 -	29.399	107.5	1:00.645	100.6	31.869	103.1	2:01.913	79.49 8.255 18:10:12.480		
6 -	28.922	108.5	54.417	100.4	32.276	102.8	1:55.615	83.82 1.957 18:12:08.095		
7 -	29.090	107.8	53.411	100.9	31.613	103.9	1:54.114 (2)	84.92 0.456 18:14:02.209		
8 -	28.696	109.2	53.912	100.4	31.778	105.1	1:54.386 (3)	84.72 0.728 18:15:56.595		
9 -	28.680	110.3	53.831	101.3	31.891	103.3	1:54.402	84.71 0.744 18:17:50.997		
10 -	28.635	109.6	53.506	101.2	31.517	103.0	1:53.658 (1)	85.26 18:19:44.655		
11 -	28.820	109.4	53.739	99.7	31.853	102.7	1:54.412	84.70 0.754 18:21:39.067		
12 -	29.185	110.3	53.751	100.1	31.923	102.2	1:54.859	84.37 1.201 18:23:33.926		

P19 41		Milo WARD		Luyten Honda - FPW Racing						
LAP		SECTOR 1	SECTOR 2	SECTOR 3	LAP TIME	MPH	DIFF	TIME OF DAY		
1 -	OUTLAP	94.1	1:00.875	90.5	35.162	97.7		18:02:13.929		
2 -	30.655	102.1	58.803	95.0	33.531	101.6	2:02.989	78.79 9.173 18:04:16.918		
3 -	28.858	107.8	54.788	97.9	31.809	101.8	1:55.455	83.94 1.639 18:06:12.373		
4 -	28.704	105.5	1:01.209	92.0	32.337	101.3	2:02.250 D	79.27 8.434 18:08:14.623		
5 -	28.553	107.3	54.815	97.5	32.204	101.0	1:55.572	83.85 1.756 18:10:10.195		
6 -	28.814	106.3	54.461	97.6	32.131	100.8	1:55.406	83.97 1.590 18:12:05.601		
7 -	28.527	107.3	54.068	98.3	31.782	100.0	1:54.377	84.73 0.561 18:13:59.978		
8 -	28.325	108.4	54.031	97.5	32.323	100.4	1:54.679	84.50 0.863 18:15:54.657		
9 -	28.387	107.5	53.912	97.3	31.962	100.5	1:54.261	84.81 0.445 18:17:48.918		
10 -	28.610	106.6	1:00.199	93.3	32.581	101.1	2:01.390 D	79.83 7.574 18:19:50.308		
11 -	28.432	105.6	53.639	97.5	31.745	101.1	1:53.816 (1)	85.14 18:21:44.124		
12 -	28.538	106.0	53.915	97.1	31.634	100.5	1:54.087 (2)	84.94 0.271 18:23:38.211		
13 -	28.587	106.3	53.863	96.5	31.803	100.5	1:54.253 (3)	84.82 0.437 18:25:32.464		

P20 90		Greg GREENWOOD		Luyten Honda - Fpw racing						
LAP		SECTOR 1	SECTOR 2	SECTOR 3	LAP TIME	MPH	DIFF	TIME OF DAY		
1 -	OUTLAP	97.3	1:00.653	96.2	35.580	102.5		18:02:14.625		
2 -	30.226	108.9	1:00.181	98.9	33.439	103.5	2:03.846	78.25 9.247 18:04:18.471		
3 -	28.899	110.9	55.737	98.3	32.515	103.0	1:57.151	82.72 2.552 18:06:15.622		
4 -	29.124	108.9	55.959	97.3	32.537	102.5	1:57.620	82.39 3.021 18:08:13.242		
5 -	28.769	108.7	55.772	98.9	32.465	105.7	1:57.006	82.82 2.407 18:10:10.248		
6 -	28.904	108.2	55.004	99.8	31.959	105.7	1:55.867	83.64 1.268 18:12:06.115		
7 -	28.499	109.4	54.375	100.3	31.725	103.9	1:54.599 (1)	84.56 18:14:00.714		
8 -	28.447	109.4	54.611	99.2	32.510	103.6	1:55.568	83.85 0.969 18:15:56.282		
9 -	28.504	109.4	54.920	99.1	31.831	105.4	1:55.255 (3)	84.08 0.656 18:17:51.537		
10 -	28.360	110.5	55.119	98.8	32.007	103.8	1:55.486	83.91 0.887 18:19:47.023		
11 -	28.453	109.8	54.900	98.2	32.009	104.1	1:55.362	84.00 0.763 18:21:42.385		
12 -	28.359	110.1	54.633	97.9	31.751	103.6	1:54.743 (2)	84.46 0.144 18:23:37.128		

Weather / Track : Bright / Dry

Oulton Park International
Circuit Length = 2.6920 miles
Start: 18:00 Flag 18:25 End: 18:27

MCRCB BULLETIN TK140**2013 MCE British Superbike Championship - Round 3****2013 Monster Energy British Motostar Championship****QUALIFYING 2 - SECTOR ANALYSIS**

SECTOR 1 = FL to I1, SECTOR 2 = I1 to I2, SECTOR 3 = I2 to FL, DIFF = Difference To Personal Best Lap

P21		73 M3		Justin WARING			Honda - Repli-Cast UK				
LAP		SECTOR 1		SECTOR 2		SECTOR 3		LAP TIME	MPH	DIFF	TIME OF DAY
1 -	OUTLAP	109.4		57.334	99.1	33.107	103.8				18:02:04.242
2 -	28.779	111.6		55.071	101.8	31.671	107.7	1:55.521 (3)	83.89	0.792	18:03:59.763
3 -	28.707	110.0		55.556	100.0	31.844	106.0	1:56.107	83.46	1.378	18:05:55.870
4 -	28.345	111.1		55.673	99.2	31.753	105.2	1:55.771	83.71	1.042	18:07:51.641
5 -	28.362	109.1		55.276	99.8	31.998	104.4	1:55.636	83.80	0.907	18:09:47.277
6 -	28.536	108.4		54.796	100.7	31.894	105.4	1:55.226 (2)	84.10	0.497	18:11:42.503
7 -	28.596	109.6		54.557	101.8	31.576	104.7	1:54.729 (1)	84.47		18:13:37.232

P22		65		Josh OWENS			Honda - Trax Hydraulics				
LAP		SECTOR 1		SECTOR 2		SECTOR 3		LAP TIME	MPH	DIFF	TIME OF DAY
1 -	OUTLAP	106.5		1:00.066	97.8	34.598	100.8				18:02:14.003
2 -	29.472	105.8		56.440	98.3	32.019	103.1	1:57.931	82.17	1.546	18:04:11.934
3 -	29.101	106.0		56.059	97.2	31.988	102.2	1:57.148	82.72	0.763	18:06:09.082
4 -	29.110	105.1		55.758	96.5	32.190	101.3	1:57.058 (3)	82.79	0.673	18:08:06.140
5 -	29.238	105.1		55.811	97.1	32.213	101.4	1:57.262	82.64	0.877	18:10:03.402
6 -	29.255	105.1		55.507	96.1	32.253	101.6	1:57.015 (2)	82.82	0.630	18:12:00.417
7 -	29.334	106.1		55.641	96.2	32.421	100.0	1:57.396	82.55	1.011	18:13:57.813
8 -	29.187	104.8		55.891	97.3	32.350	100.7	1:57.428	82.52	1.043	18:15:55.241
9 -	28.769	106.5		54.821	96.5	32.795	80.3	1:56.385 (1)	83.26		18:17:51.626

P23		48		Steve LAWTON			Honda - Cresswell Racing				
LAP		SECTOR 1		SECTOR 2		SECTOR 3		LAP TIME	MPH	DIFF	TIME OF DAY
1 -	OUTLAP	78.2		1:08.003	79.5	38.886	83.6				18:02:33.992
2 -	34.723	90.4		1:03.770	87.3	35.966	91.5	2:14.459	72.07	17.646	18:04:48.451
3 -	32.411	100.6		1:00.413	91.8	34.439	94.8	2:07.263	76.15	10.450	18:06:55.714
4 -	31.546	102.2		57.411	95.7	33.151	103.0	2:02.108	79.36	5.295	18:08:57.822
5 -	29.175	108.0		56.225	98.9	32.441	102.5	1:57.841	82.24	1.028	18:10:55.663
6 -	29.125	109.4		55.794	100.6	32.282	105.2	1:57.201	82.68	0.388	18:12:52.864
7 -	29.403	108.7		55.424	100.1	31.986	103.8	1:56.813 (1)	82.96		18:14:49.677
8 -	29.010	110.7		55.960	99.8	31.944	104.4	1:56.914 (3)	82.89	0.101	18:16:46.591
9 -	28.861	109.2		55.905	100.6	32.101	101.6	1:56.867 (2)	82.92	0.054	18:18:43.458
10 -	29.670	110.3		56.783	90.9	IN PIT		2:15.561 P	71.49	18.748	18:20:59.019

P24		77		Jason VERNON			Honda - SGR Racing				
LAP		SECTOR 1		SECTOR 2		SECTOR 3		LAP TIME	MPH	DIFF	TIME OF DAY
1 -	OUTLAP	105.3		1:00.567	96.5	33.497	102.1				18:03:01.264
2 -	30.190	105.8		58.815	96.5	33.017	101.4	2:02.022	79.42	4.228	18:05:03.286
3 -	30.127	107.0		57.668	95.5	33.051	101.6	2:00.846	80.19	3.052	18:07:04.132
4 -	29.689	106.3		56.856	97.3	32.650	101.3	1:59.195	81.30	1.401	18:09:03.327
5 -	29.694	106.3		56.804	96.9	32.323	100.8	1:58.821 (3)	81.56	1.027	18:11:02.148
6 -	30.035	105.5		56.764	98.2	32.343	102.7	1:59.142	81.34	1.348	18:13:01.290
7 -	29.847	106.1		58.462	96.9	IN PIT		2:08.928 P	75.16	11.134	18:15:10.218
8 -	OUTLAP	105.3		58.304	95.5	32.824	103.5	3:35.284	45.01	1:37.490	18:18:45.502
9 -	29.394	108.2		56.356	98.3	33.175	101.8	1:58.925	81.49	1.131	18:20:44.427
10 -	29.547	107.3		56.158	98.1	32.089	104.1	1:57.794 (1)	82.27		18:22:42.221
11 -	29.602	107.2		56.645	96.9	32.263	103.5	1:58.510 (2)	81.77	0.716	18:24:40.731
12 -	29.866	106.3		56.822	96.9	32.438	103.0	1:59.126	81.35	1.332	18:26:39.857

P25		24		Daniel COSTILLA			KTM - Cresswell racing				
LAP		SECTOR 1		SECTOR 2		SECTOR 3		LAP TIME	MPH	DIFF	TIME OF DAY
1 -	OUTLAP	107.0		1:00.336	98.8	33.888	105.5				18:02:42.862
2 -	30.480	109.6		58.574	101.3	32.775	107.0	2:01.829	79.54	4.032	18:04:44.691
3 -	29.845	110.5		57.156	102.4	32.791	105.9	1:59.792	80.90	1.995	18:06:44.483
4 -	30.072	109.6		56.987	101.5	32.586	106.4	1:59.645	81.00	1.848	18:08:44.128
5 -	29.780	110.3		56.721	101.0	32.629	107.0	1:59.130	81.35	1.333	18:10:43.258
6 -	29.596	109.8		56.757	102.9	32.346	106.9	1:58.699	81.64	0.902	18:12:41.957
7 -	29.472	110.7		56.458	101.2	32.315	107.0	1:58.245 (2)	81.95	0.448	18:14:40.202
8 -	29.434	110.1		56.511	101.8	32.438	105.5	1:58.383 (3)	81.86	0.586	18:16:38.585

Weather / Track : Bright / Dry

Oulton Park International
Circuit Length = 2.6920 miles
Start: 18:00 Flag 18:25 End: 18:27

MCRCB BULLETIN TK140

2013 MCE British Superbike Championship - Round 3

2013 Monster Energy British Motostar Championship

QUALIFYING 2 - SECTOR ANALYSIS

SECTOR 1 = FL to I1, SECTOR 2 = I1 to I2, SECTOR 3 = I2 to FL, DIFF = Difference To Personal Best Lap

9 -	29.594	111.6	56.212	102.1	IN PIT		2:05.517	P	77.21	7.720	18:18:44.102
10 -	OUTLAP	109.8	56.692	101.9	32.381	107.2	3:54.963		41.24	1:57.166	18:22:39.065
11 -	29.315	111.6	56.076	101.6	32.406	108.1	1:57.797 (1)		82.27		18:24:36.862

P26	71	David WALES		Honda - TAD Racing							
LAP		SECTOR 1	SECTOR 2	SECTOR 3	LAP TIME	MPH	DIFF	TIME OF DAY			
1 -	OUTLAP	102.7	1:03.982	93.3	34.496	97.9					18:02:17.528
2 -	31.066	102.7	59.941	93.0	33.606	97.7	2:04.613		77.77	1.312	18:04:22.141
3 -	30.914	103.0	59.672	92.6	33.995	97.8	2:04.581		77.79	1.280	18:06:26.722
4 -	31.457	101.3	59.930	92.8	33.933	97.2	2:05.320		77.33	2.019	18:08:32.042
5 -	31.089	100.9	58.666	92.3	34.350	97.4	2:04.105		78.08	0.804	18:10:36.147
6 -	30.776	101.0	58.896	92.5	33.629	97.8	2:03.301 (1)		78.59		18:12:39.448
7 -	30.744	101.9	59.029	92.3	33.650	97.1	2:03.423	(2)	78.52	0.122	18:14:42.871
8 -	30.815	101.9	59.485	93.3	33.453	97.7	2:03.753	(3)	78.31	0.452	18:16:46.624
9 -	30.967	101.9	59.688	92.8	33.698	97.5	2:04.353		77.93	1.052	18:18:50.977
10 -	30.555	102.1	1:00.005	91.9	33.690	97.9	2:04.250		77.99	0.949	18:20:55.227
11 -	30.732	102.6	59.611	92.6	33.603	99.1	2:03.946		78.18	0.645	18:22:59.173
12 -	30.735	103.2	1:00.205	92.8	33.486	98.1	2:04.426		77.88	1.125	18:25:03.599

P27	72	Ricky TARREN		Honda - Cresswell racing							
LAP		SECTOR 1	SECTOR 2	SECTOR 3	LAP TIME	MPH	DIFF	TIME OF DAY			
1 -	OUTLAP	104.8	1:03.455	94.1	34.127	101.1					18:02:16.506
2 -	30.337	105.1	3:53.501	25.2	IN PIT		6:14.191	P	25.89		18:08:30.697

P28	82	Jon VINCENT		Honda - Molly / JVR Racing							
LAP		SECTOR 1	SECTOR 2	SECTOR 3	LAP TIME	MPH	DIFF	TIME OF DAY			
1 -	OUTLAP	101.2	56.993	97.9	32.375	101.9					18:02:23.336

MCRCB BULLETIN TK141**2013 MCE British Superbike Championship - Round 3****2013 Monster Energy British Motostar Championship****QUALIFYING 2 - BEST SPEEDS**

SECTOR 1				SECTOR 2			FINISH LINE		
POS	NO	NAME	MPH	NO	NAME	MPH	NO	NAME	MPH
1	17	Tom CARNE	117.9	17	Tom CARNE	107.7	66	Joe IRVING	115.0
2	66	Joe IRVING	117.9	66	Joe IRVING	106.6	17	Tom CARNE	112.9
3	22	Stephanie WADDELOW	116.5	10	Peter SUTHERLAND	105.6	43	Arnie SHELTON	111.6
4	64	Asher DURHAM	114.5	40	Joe FRANCIS	105.5	10	Peter SUTHERLAND	111.1
5	10	Peter SUTHERLAND	114.1	43	Arnie SHELTON	104.8	2	Paul JORDAN	110.9
6	40	Joe FRANCIS	114.1	22	Stephanie WADDELOW	104.6	22	Stephanie WADDELOW	109.8
7	44	Jake BAYFORD	113.3	64	Asher DURHAM	104.6	3	Taz TAYLOR	109.6
8	43	Arnie SHELTON	113.1	2	Paul JORDAN	103.8	44	Jake BAYFORD	109.6
9	80	Callum BEY	113.1	80	Callum BEY	103.7	80	Callum BEY	109.6
10	42	James HOBSON	112.9	44	Jake BAYFORD	103.5	64	Asher DURHAM	109.5
11	2	Paul JORDAN	112.7	42	James HOBSON	103.5	35	Elliot LODGE	109.3
12	3	Taz TAYLOR	112.7	3	Taz TAYLOR	103.2	40	Joe FRANCIS	109.3
13	13	Sam BURMAN	112.4	35	Elliot LODGE	103.2	42	James HOBSON	108.4
14	35	Elliot LODGE	112.0	12	Edward RENDELL	102.9	88	Lewis ROLLO	108.2
15	12	Edward RENDELL	111.6	24	Daniel COSTILLA	102.9	24	Daniel COSTILLA	108.1
16	24	Daniel COSTILLA	111.6	13	Sam BURMAN	102.2	13	Sam BURMAN	107.9
17	73	Justin WARING	111.6	73	Justin WARING	101.8	12	Edward RENDELL	107.7
18	90	Greg GREENWOOD	110.9	86	Bradley HUGHES	101.6	73	Justin WARING	107.7
19	86	Bradley HUGHES	110.9	36	Jayson URIBE	101.3	86	Bradley HUGHES	106.2
20	48	Steve LAWTON	110.7	48	Steve LAWTON	100.6	90	Greg GREENWOOD	105.7
21	36	Jayson URIBE	110.3	88	Lewis ROLLO	100.4	48	Steve LAWTON	105.2
22	88	Lewis ROLLO	110.1	90	Greg GREENWOOD	100.3	36	Jayson URIBE	105.1
23	41	Milo WARD	108.4	41	Milo WARD	98.3	77	Jason VERNON	104.1
24	77	Jason VERNON	108.2	65	Josh OWENS	98.3	65	Josh OWENS	103.1
25	82	Jon VINCENT	106.8	77	Jason VERNON	98.3	82	Jon VINCENT	101.9
26	65	Josh OWENS	106.5	82	Jon VINCENT	97.9	41	Milo WARD	101.8
27	72	Ricky TARREN	105.1	72	Ricky TARREN	94.1	72	Ricky TARREN	101.1
28	71	David WALES	103.2	71	David WALES	93.3	71	David WALES	99.1

Weather / Track : Bright / Dry

Results can be found at www.tsl-timing.comOulton Park International
Circuit Length = 2.6920 miles
Start: 18:00 Flag 18:25 End: 18:27

Printed - 18:30 Sunday, 05 May 2013

MCRCB BULLETIN TK142

2013 MCE British Superbike Championship - Round 3

2013 Monster Energy British Motostar Championship

QUALIFYING 2 - BEST SECTORS

SECTOR 1			SECTOR 2			SECTOR 3			IDEAL / BEST COMPARISON						
POS	NO	NAME	TIME	NO	NAME	TIME	NO	NAME	TIME	POS	NO	NAME	IDEAL	BEST	DIFF
1	40	FRANCIS	27.064	40	FRANCIS	51.081	66	IRVING	29.806				PERFECT LAP	1:47.951	
2	10	SUTHERLAND	27.077	17	CARNE	51.210	40	FRANCIS	30.005	1	40	FRANCIS	1:48.150	1:48.213	0.063
3	66	IRVING	27.140	66	IRVING	51.430	17	CARNE	30.060	2	66	IRVING	1:48.376	1:48.832	0.456
4	17	CARNE	27.342	12	RENDELL	51.900	10	SUTHERLAND	30.137	3	17	CARNE	1:48.612	1:48.617	0.005
5	43	SHELTON	27.451	10	SUTHERLAND	52.039	12	RENDELL	30.381	4	10	SUTHERLAND	1:49.253	1:49.329	0.076
6	2	JORDAN	27.563	2	JORDAN	52.366	80	BEY	30.536	5	12	RENDELL	1:49.923	1:49.964	0.041
7	80	BEY	27.599	86	HUGHES	52.533	86	HUGHES	30.640	6	43	SHELTON	1:50.679	1:50.760	0.081
8	22	WADDELOW	27.627	43	SHELTON	52.578	43	SHELTON	30.650	7	2	JORDAN	1:50.816	1:51.028	0.212
9	12	RENDELL	27.642	80	BEY	52.691	35	LODGE	30.705	8	80	BEY	1:50.826	1:50.881	0.055
10	86	HUGHES	27.725	36	URIBE	53.411	64	DURHAM	30.806	9	86	HUGHES	1:50.898	1:51.046	0.148
11	44	BAYFORD	27.877	64	DURHAM	53.481	2	JORDAN	30.887	10	22	WADDELOW	1:52.347	1:52.553	0.206
12	42	HOBSON	27.909	41	WARD	53.639	3	TAYLOR	31.008	11	64	DURHAM	1:52.397	1:52.397	0.000
13	35	LODGE	27.940	22	WADDELOW	53.676	22	WADDELOW	31.044	12	35	LODGE	1:52.584	1:52.790	0.206
14	88	ROLLO	28.002	13	BURMAN	53.867	88	ROLLO	31.062	13	44	BAYFORD	1:53.004	1:53.071	0.067
15	3	TAYLOR	28.080	35	LODGE	53.939	44	BAYFORD	31.068	14	42	HOBSON	1:53.136	1:53.328	0.192
16	64	DURHAM	28.110	42	HOBSON	54.022	13	BURMAN	31.197	15	88	ROLLO	1:53.150	1:53.565	0.415
17	41	WARD	28.325	44	BAYFORD	54.059	42	HOBSON	31.205	16	3	TAYLOR	1:53.393	1:53.586	0.193
18	73	WARING	28.345	88	ROLLO	54.086	36	URIBE	31.517	17	13	BURMAN	1:53.525	1:53.533	0.008
19	90	GREENWOOD	28.359	73	WARING	54.226	73	WARING	31.576	18	36	URIBE	1:53.563	1:53.658	0.095
20	13	BURMAN	28.461	3	TAYLOR	54.305	41	WARD	31.634	19	41	WARD	1:53.598	1:53.816	0.218
21	36	URIBE	28.635	90	GREENWOOD	54.375	90	GREENWOOD	31.725	20	73	WARING	1:54.147	1:54.729	0.582
22	65	OWENS	28.769	65	OWENS	54.821	48	LAWTON	31.944	21	90	GREENWOOD	1:54.459	1:54.599	0.140
23	48	LAWTON	28.861	48	LAWTON	55.424	65	OWENS	31.988	22	65	OWENS	1:55.578	1:56.385	0.807
24	82	VINCENT	29.121	24	COSTILLA	56.076	77	VERNON	32.089	23	48	LAWTON	1:56.229	1:56.813	0.584
25	24	COSTILLA	29.315	77	VERNON	56.158	24	COSTILLA	32.315	24	77	VERNON	1:57.641	1:57.794	0.153
26	77	VERNON	29.394	82	VINCENT	56.993	82	VINCENT	32.375	25	24	COSTILLA	1:57.706	1:57.797	0.091
27	72	TARREN	30.337	71	WALES	58.666	71	WALES	33.453	26	82	VINCENT	1:58.489		
28	71	WALES	30.555	72	TARREN	1:03.455	72	TARREN	34.127	27	71	WALES	2:02.674	2:03.301	0.627
										28	72	TARREN	2:07.919		

Weather / Track : Bright / Dry

Oulton Park International
 Circuit Length = 2.6920 miles
 Start: 18:00 Flag 18:25 End: 18:27

Results can be found at www.tsl-timing.com

Printed - 18:30 Sunday, 05 May 2013



ROW 7	28	2:03.230	71 David WALES	27	1:57.797	24 Daniel COSTILLA	26	1:57.794	77 Jason VERNON	25	1:56.385	65 Josh OWENS
ROW 6	24	1:55.315	72 Ricky TAREN	23	1:54.599	90 Greg GREENWOOD	22	1:54.136	73 Justin WARING	21	1:53.816	41 Milo WARD
ROW 5	20	1:53.791	48 Steve LAWTON	19	1:53.586	3 Taz TAYLOR	18	1:53.565	88 Lewis ROLLO	17	1:53.533	13 Sam BURMAN
ROW 4	16	1:53.409	36 Jayson URIBE	15	1:53.328	42 James HOBSON	14	1:53.071	44 Jake BAYFORD	13	1:52.790	35 Elliot LODGE
ROW 3	12	1:52.618	82 Jon VINCENT	11	1:52.553	22 Stephanie WADDELOW	10	1:52.397	64 Asher DURHAM	9	1:51.046	86 Bradley HUGHES
ROW 2	8	1:51.028	2 Paul JORDAN	7	1:50.881	80 Callum BEY	6	1:50.760	43 Arnie SHELTON	5	1:49.964	12 Edward RENDELL
ROW 1	4	1:49.329	10 Peter SUTHERLAND	3	1:48.832	66 Joe IRVING	2	1:48.109	40 Joe FRANCIS	1	1:47.905	17 Tom CARNE
												Pole

Oulton Park International
Circuit Length = 2.6920 miles

These results are provisional until the conclusion of any judicial and technical matters.

Race Director :	Stewards :	Timekeeper :
-----------------	------------	--------------

Results can be found at www.britishsuperbike.com

Printed - 18:30 Sunday, 05 May 2013

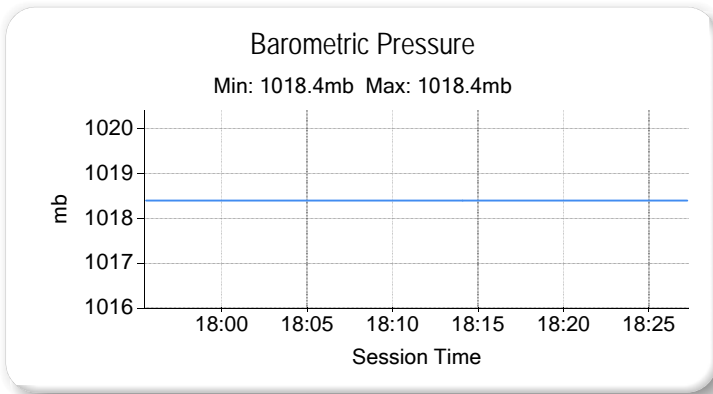
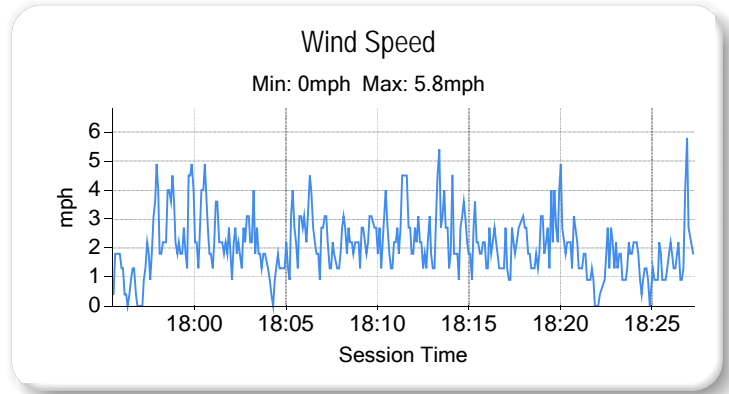
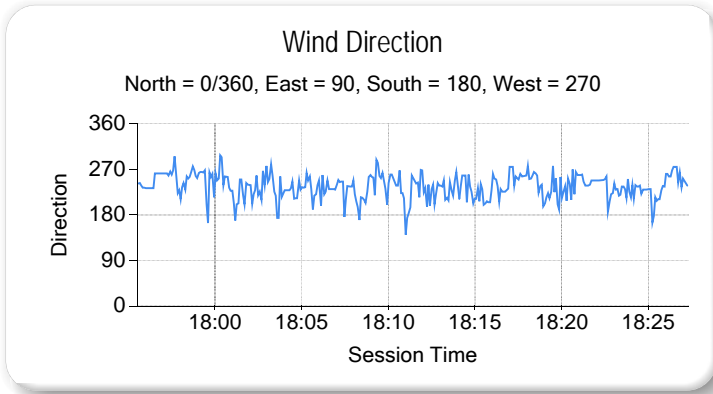
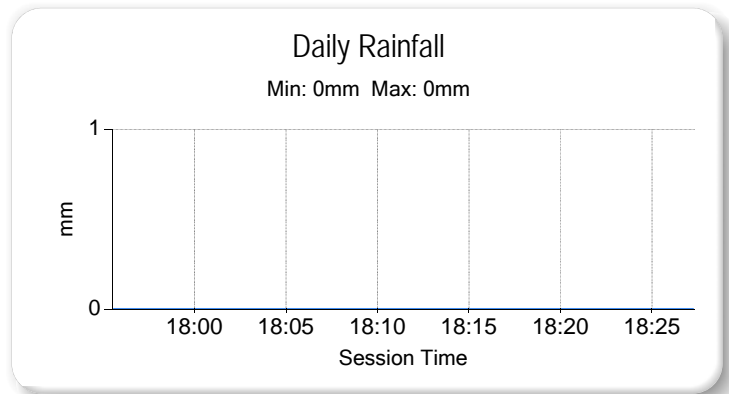
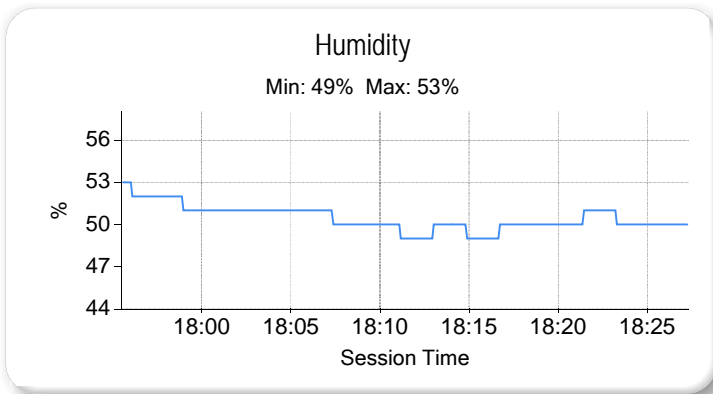
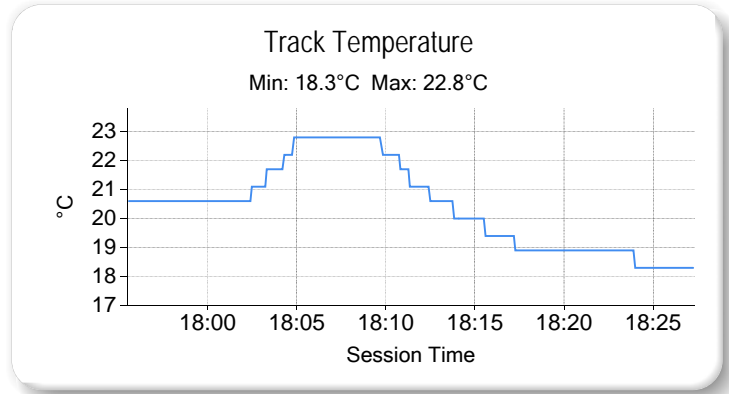
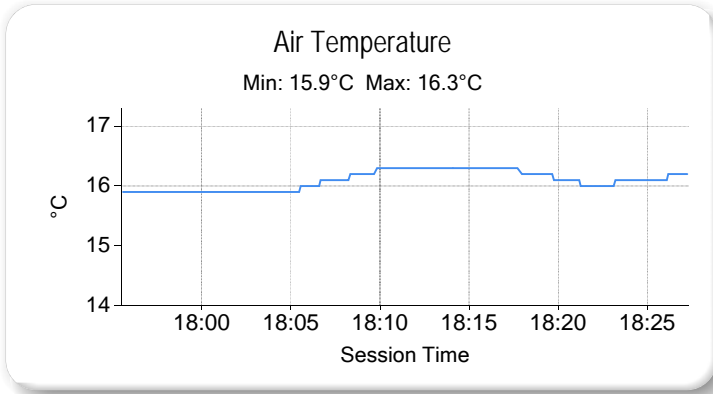


MCRCB BULLETIN TK143

2013 MCE British Superbike Championship - Round 3

2013 Monster Energy British Motostar Championship

QUALIFYING 2 - WEATHER CONDITIONS



Weather / Track : Bright / Dry

Results can be found at www.tsl-timing.com

Oulton Park International
Circuit Length = 2.6920 miles
Start: 18:00 Flag 18:25 End: 18:27

Printed - 18:31 Sunday, 05 May 2013

WARM-UP - CLASSIFICATION



POS	NO	CL	PIC NAME	ENTRY	TIME	ON	LAPS	GAP	DIFF	MPH
1	17		1 Tom CARNE	Honda - TC Racing / SP125 racing	1:48.315	4	4			89.47
2	40	M3	1 Joe FRANCIS	Honda - Team WD40	1:48.962	5	5	0.647	0.647	88.94
3	95	M3	2 Tarran MACKENZIE	KTM - Redline KTM	1:49.835	4	5	1.520	0.873	88.23
4	66	M3	3 Joe IRVING	KTM - RS Racing / The Toad and Tatie Pub	1:50.210	3	5	1.895	0.375	87.93
5	12		2 Edward RENDELL	Honda - Banks Racing	1:50.487	4	4	2.172	0.277	87.71
6	2		3 Paul JORDAN	Seel Honda - Repli-Cast UK	1:50.708	5	5	2.393	0.221	87.53
7	10		4 Peter SUTHERLAND	Aprilia - Kinpac Racing	1:51.112	5	5	2.797	0.404	87.22
8	80		5 Callum BEY	Honda - RCD Motorsport	1:51.692	5	5	3.377	0.580	86.76
9	43		6 Arnie SHELTON	Honda - e3 motorsport	1:52.076	4	4	3.761	0.384	86.47
10	22		7 Stephanie WADDELOW	Aprilia - Moto Strada	1:52.980	5	5	4.665	0.904	85.77
11	35		8 Elliot LODGE	Honda - SP125/SpikeRacing	1:53.082	4	4	4.767	0.102	85.70
12	13	M3	4 Sam BURMAN	Honda - WNT / Burman Racing	1:53.086	5	5	4.771	0.004	85.69
13	64		9 Asher DURHAM	Seel Honda - Repli-Cast UK	1:53.213	5	5	4.898	0.127	85.60
14	41		10 Milo WARD	Luyten Honda - FPW Racing	1:53.269	5	5	4.954	0.056	85.56
15	86		11 Bradley HUGHES	Honda - Cresswell Racing	1:53.293	4	4	4.978	0.024	85.54
16	72		12 Ricky TARREN	Honda - Cresswell racing	1:53.749	5	5	5.434	0.456	85.19
17	36		13 Jayson URIBE	Honda - Rock and Sons Racing	1:54.075	5	5	5.760	0.326	84.95
18	42	M3	5 James HOBSON	Honda - Two 4 Motorsport	1:54.184	4	4	5.869	0.109	84.87
19	90		14 Greg GREENWOOD	Luyten Honda - Fpw racing	1:54.976	4	5	6.661	0.792	84.28
20	3		15 Taz TAYLOR	Honda - Two Wheel / e3 motorsport	1:55.348	3	4	7.033	0.372	84.01
21	88		16 Lewis ROLLO	Honda - Lewis Rollo Racing	1:56.014	2	4	7.699	0.666	83.53
22	48		17 Steve LAWTON	Honda - Cresswell Racing	1:57.032	4	4	8.717	1.018	82.80
23	65		18 Josh OWENS	Honda - Trax Hydraulics	1:57.079	2	2	8.764	0.047	82.77
24	73	M3	6 Justin WARING	Honda - Repli-Cast UK	1:58.278	3	5	9.963	1.199	81.93
25	24		19 Daniel COSTILLA	KTM - Cresswell racing	1:58.522	4	4	10.207	0.244	81.76
26	77		20 Jason VERNON	Honda - SGR Racing	1:58.687	2	3	10.372	0.165	81.65
27	71		21 David WALES	Honda - TAD Racing	2:03.541	4	4	15.226	4.854	78.44
28	82		22 Jon VINCENT	Honda - Molly / JVR Racing			2			
29	44		23 Jake BAYFORD	Honda - j4ke.com			0			

Weather / Track : Bright / Dry

These results are provisional until the conclusion of any judicial and technical matters.

Oulton Park International

Circuit Length = 2.6920 miles

Start: 09:50 Flag 09:58 End: 10:00

Race Director :	Stewards :	Timekeeper :
-----------------	------------	--------------

Results can be found at www.britishsuperbike.com

Printed - 10:00 Monday, 06 May 2013



MCRCB BULLETIN TK169

2013 MCE British Superbike Championship - Round 3

2013 Monster Energy British Motostar Championship

WARM-UP - SECTOR ANALYSIS

SECTOR 1 = FL to I1, SECTOR 2 = I1 to I2, SECTOR 3 = I2 to FL, DIFF = Difference To Personal Best Lap

P1		17		Tom CARNE		Honda - TC Racing / SP125 racing			
LAP		SECTOR 1	SECTOR 2	SECTOR 3	LAP TIME	MPH	DIFF	TIME OF DAY	
1 -	OUTLAP	107.3	56.865	102.6	32.338	108.9		09:53:30.800	
2 -	28.956	112.5	54.214	103.7	30.396	112.0	1:53.566 (2)	85.33 5.251 09:55:24.366	
3 -	29.307	107.8	54.011	106.5	30.933	113.1	1:54.251 (3)	84.82 5.936 09:57:18.617	
4 -	26.976	116.3	51.398	105.3	29.941	112.0	1:48.315 (1)	89.47 09:59:06.932	

P2		40 M3		Joe FRANCIS		Honda - Team WD40			
LAP		SECTOR 1	SECTOR 2	SECTOR 3	LAP TIME	MPH	DIFF	TIME OF DAY	
1 -	OUTLAP	110.1	55.508	103.4	30.583	109.3		09:52:18.321	
2 -	27.695	111.6	52.674	103.8	30.103	111.2	1:50.472 (3)	87.72 1.510 09:54:08.793	
3 -	27.788	111.6	53.435	102.7	30.781	109.5	1:52.004	86.52 3.042 09:56:00.797	
4 -	27.150	112.7	52.317	103.7	30.176	108.6	1:49.643 (2)	88.38 0.681 09:57:50.440	
5 -	27.252	112.0	51.670	103.8	30.040	109.1	1:48.962 (1)	88.94 09:59:39.402	

P3		95 M3		Tarran MACKENZIE		KTM - Redline KTM			
LAP		SECTOR 1	SECTOR 2	SECTOR 3	LAP TIME	MPH	DIFF	TIME OF DAY	
1 -	OUTLAP	112.7	56.541	105.3	32.169	112.4		09:52:05.498	
2 -	28.430	114.9	54.885	107.3	30.697	112.7	1:54.012	85.00 4.177 09:53:59.510	
3 -	27.785	114.7	53.744	106.6	30.279	113.1	1:51.808 (3)	86.67 1.973 09:55:51.318	
4 -	27.354	114.9	52.325	106.6	30.156	113.3	1:49.835 (1)	88.23 09:57:41.153	
5 -	27.386	115.3	52.326	106.8	30.260	112.4	1:49.972 (2)	88.12 0.137 09:59:31.125	

P4		66 M3		Joe IRVING		KTM - RS Racing / The Toad and Tatle Pub			
LAP		SECTOR 1	SECTOR 2	SECTOR 3	LAP TIME	MPH	DIFF	TIME OF DAY	
1 -	OUTLAP	114.9	56.479	101.0	31.061	113.3		09:52:04.060	
2 -	27.736	114.7	53.015	105.0	30.365	113.1	1:51.116 (3)	87.21 0.906 09:53:55.176	
3 -	27.492	115.7	52.518	106.5	30.200	113.1	1:50.210 (1)	87.93 09:55:45.386	
4 -	27.442	112.7	56.275	103.7	30.707	112.0	1:54.424	84.69 4.214 09:57:39.810	
5 -	27.604	115.1	52.507	105.6	30.334	113.3	1:50.445 (2)	87.74 0.235 09:59:30.255	

P5		12		Edward RENDELL		Honda - Banks Racing			
LAP		SECTOR 1	SECTOR 2	SECTOR 3	LAP TIME	MPH	DIFF	TIME OF DAY	
1 -	OUTLAP		55.872	97.1	31.412	105.2		09:52:28.437	
2 -	27.437		53.495	100.6	30.631	107.0	1:51.563 (3)	86.86 1.076 09:54:20.000	
3 -	27.666		53.270	101.9	30.592	108.9	1:51.528 (2)	86.89 1.041 09:56:11.528	
4 -	27.084		53.053	102.2	30.350	107.4	1:50.487 (1)	87.71 09:58:02.015	

P6		2		Paul JORDAN		Seel Honda - Repli-Cast UK			
LAP		SECTOR 1	SECTOR 2	SECTOR 3	LAP TIME	MPH	DIFF	TIME OF DAY	
1 -	OUTLAP	112.0	56.052	103.5	31.450	111.2		09:52:06.152	
2 -	28.326	112.0	55.760	102.9	30.980	108.8	1:55.066	84.22 4.358 09:54:01.218	
3 -	27.936	113.1	53.018	104.0	30.763	111.4	1:51.717 (2)	86.74 1.009 09:55:52.935	
4 -	27.988	113.7	53.732	104.8	30.813	108.8	1:52.533 (3)	86.11 1.825 09:57:45.468	
5 -	27.593	113.3	52.349	101.8	30.766	109.1	1:50.708 (1)	87.53 09:59:36.176	

P7		10		Peter SUTHERLAND		Aprilia - Kinpac Racing			
LAP		SECTOR 1	SECTOR 2	SECTOR 3	LAP TIME	MPH	DIFF	TIME OF DAY	
1 -	OUTLAP	112.2	55.932	105.1	32.273	109.5		09:52:05.988	
2 -	28.237	113.5	53.774	103.4	30.571	109.8	1:52.582 (3)	86.08 1.470 09:53:58.570	
3 -	28.509	110.3	54.257	104.5	30.807	109.8	1:53.573	85.33 2.461 09:55:52.143	
4 -	27.767	110.1	52.908	103.5	30.486	109.3	1:51.161 (2)	87.18 0.049 09:57:43.304	
5 -	28.096	112.0	52.568	103.5	30.448	109.1	1:51.112 (1)	87.22 09:59:34.416	

P8		80		Callum BEY		Honda - RCD Motorsport			
LAP		SECTOR 1	SECTOR 2	SECTOR 3	LAP TIME	MPH	DIFF	TIME OF DAY	
1 -	OUTLAP	106.5	56.891	102.4	32.523	103.8		09:52:05.381	

Weather / Track : Bright / Dry

Oulton Park International
Circuit Length = 2.6920 miles
Start: 09:50 Flag 09:58 End: 10:00

MCRCB BULLETIN TK169

2013 MCE British Superbike Championship - Round 3

2013 Monster Energy British Motostar Championship

WARM-UP - SECTOR ANALYSIS

SECTOR 1 = FL to I1, SECTOR 2 = I1 to I2, SECTOR 3 = I2 to FL, DIFF = Difference To Personal Best Lap

2 -	29.044	114.3	54.581	103.7	30.962	109.6	1:54.587	84.57	2.895	09:53:59.968
3 -	27.997	112.4	53.521	104.6	31.095	111.2	1:52.613 (2)	86.05	0.921	09:55:52.581
4 -	28.225	115.5	53.619	103.0	31.027	109.8	1:52.871 (3)	85.86	1.179	09:57:45.452
5 -	28.125	113.3	53.006	102.9	30.561	109.5	1:51.692 (1)	86.76		09:59:37.144

P9		43		Arnie SHELTON		Honda - e3 motorsport				
LAP	SECTOR 1	SECTOR 2	SECTOR 3	LAP TIME	MPH	DIFF	TIME OF DAY			
1 -	OUTLAP	104.0	1:01.465	100.1	IN PIT					09:52:42.986
2 -	OUTLAP	110.9	55.222	102.4	31.098	110.2	2:31.138	64.12	39.062	09:55:14.124
3 -	27.809	112.2	53.799	102.7	31.114	110.0	1:52.722 (2)	85.97	0.646	09:57:06.846
4 -	28.170	111.8	53.254	102.4	30.652	110.2	1:52.076 (1)	86.47		09:58:58.922

P10		22		Stephanie WADDELOW		Aprilia - Moto Strada				
LAP	SECTOR 1	SECTOR 2	SECTOR 3	LAP TIME	MPH	DIFF	TIME OF DAY			
1 -	OUTLAP	109.1	58.994	105.3	32.409	110.0				09:52:09.539
2 -	28.498	115.7	55.817	101.0	32.092	110.5	1:56.407 (3)	83.25	3.427	09:54:05.946
3 -	28.455	115.5	56.046	106.0	32.734	111.4	1:57.235	82.66	4.255	09:56:03.181
4 -	28.611	114.9	54.094	105.6	30.981	111.1	1:53.686 (2)	85.24	0.706	09:57:56.867
5 -	27.649	116.3	54.399	106.1	30.932	111.1	1:52.980 (1)	85.77		09:59:49.847

P11		35		Elliot LODGE		Honda - SP125/SpikeRacing				
LAP	SECTOR 1	SECTOR 2	SECTOR 3	LAP TIME	MPH	DIFF	TIME OF DAY			
1 -	OUTLAP	106.8	57.134	101.6	32.300	106.5				09:53:31.141
2 -	28.761	110.0	54.259	103.2	30.964	107.9	1:53.984 (3)	85.02	0.902	09:55:25.125
3 -	28.471	110.1	53.918	102.4	30.843	108.2	1:53.232 (2)	85.58	0.150	09:57:18.357
4 -	27.875	111.8	54.137	102.1	31.070	106.0	1:53.082 (1)	85.70		09:59:11.439

P12		13 M3		Sam BURMAN		Honda - WNT / Burman Racing				
LAP	SECTOR 1	SECTOR 2	SECTOR 3	LAP TIME	MPH	DIFF	TIME OF DAY			
1 -										09:52:02.907
2 -							1:54.952 (3)	84.30	1.866	09:53:57.859
3 -							1:54.562 (2)	84.59	1.476	09:55:52.421
4 -							1:59.133	81.34	6.047	09:57:51.554
5 -							1:53.086 (1)	85.69		09:59:44.640

P13		64		Asher DURHAM		Seel Honda - Repli-Cast UK				
LAP	SECTOR 1	SECTOR 2	SECTOR 3	LAP TIME	MPH	DIFF	TIME OF DAY			
1 -	OUTLAP	103.8	59.557	102.6	31.797	109.6				09:52:09.938
2 -	28.795	113.1	55.485	102.6	31.646	108.9	1:55.926	83.59	2.713	09:54:05.864
3 -	28.424	113.7	55.660	101.5	31.185	109.5	1:55.269 (3)	84.07	2.056	09:56:01.133
4 -	28.228	113.1	54.227	102.4	31.001	108.6	1:53.456 (2)	85.41	0.243	09:57:54.589
5 -	28.428	113.9	53.903	102.9	30.882	109.1	1:53.213 (1)	85.60		09:59:47.802

P14		41		Milo WARD		Luyten Honda - FPW Racing				
LAP	SECTOR 1	SECTOR 2	SECTOR 3	LAP TIME	MPH	DIFF	TIME OF DAY			
1 -	OUTLAP	107.5	56.706	97.6	32.104	103.6				09:52:07.252
2 -	28.224	108.4	56.109	99.4	32.457	101.4	1:56.790	82.98	3.521	09:54:04.042
3 -	28.296	107.0	53.966	98.5	31.960	100.8	1:54.222 (3)	84.84	0.953	09:55:58.264
4 -	28.425	105.6	53.992	98.6	31.547	101.4	1:53.964 (2)	85.03	0.695	09:57:52.228
5 -	28.212	107.8	53.370	98.3	31.687	101.1	1:53.269 (1)	85.56		09:59:45.497

P15		86		Bradley HUGHES		Honda - Creswell Racing				
LAP	SECTOR 1	SECTOR 2	SECTOR 3	LAP TIME	MPH	DIFF	TIME OF DAY			
1 -	OUTLAP	83.4	1:07.831	82.5	35.973	88.7				09:52:36.245
2 -	32.320	92.4	1:00.505	87.0	33.528	104.2	2:06.353 (3)	76.70	13.060	09:54:42.598
3 -	28.765	106.6	55.252	98.8	31.618	105.1	1:55.635 (2)	83.80	2.342	09:56:38.233
4 -	28.448	107.0	53.934	99.5	30.911	106.2	1:53.293 (1)	85.54		09:58:31.526

Weather / Track : Bright / Dry

Oulton Park International
Circuit Length = 2.6920 miles
Start: 09:50 Flag 09:58 End: 10:00

MCRCB BULLETIN TK169

2013 MCE British Superbike Championship - Round 3

2013 Monster Energy British Motostar Championship

WARM-UP - SECTOR ANALYSIS

SECTOR 1 = FL to I1, SECTOR 2 = I1 to I2, SECTOR 3 = I2 to FL, DIFF = Difference To Personal Best Lap

P16 72		Ricky TARREN		Honda - Cresswell racing				
LAP	SECTOR 1	SECTOR 2	SECTOR 3	LAP TIME	MPH	DIFF	TIME OF DAY	
1 -	OUTLAP	105.1	56.962	98.2	33.228	103.0	09:52:06.138	
2 -	28.955	108.4	56.029	97.8	31.740	102.4	1:56.724 (3) 83.02 2.975 09:54:02.862	
3 -	28.778	106.6	54.598	98.1	32.158	103.8	1:55.534 (2) 83.88 1.785 09:55:58.396	
4 -	28.554	108.2	56.820	93.0	31.997	103.0	1:57.371 82.56 3.622 09:57:55.767	
5 -	28.489	107.3	53.894	98.2	31.366	103.9	1:53.749 (1) 85.19 09:59:49.516	

P17 36		Jayson URIBE		Honda - Rock and Sons Racing				
LAP	SECTOR 1	SECTOR 2	SECTOR 3	LAP TIME	MPH	DIFF	TIME OF DAY	
1 -	OUTLAP	106.0	58.764	100.1	32.302	104.1	09:52:13.231	
2 -	29.462	108.7	54.892	100.9	31.872	105.7	1:56.226 83.38 2.151 09:54:09.457	
3 -	28.880	109.8	54.481	102.4	31.309	106.2	1:54.670 (2) 84.51 0.595 09:56:04.127	
4 -	28.578	111.4	55.000	101.8	31.339	105.9	1:54.917 (3) 84.33 0.842 09:57:59.044	
5 -	28.506	110.7	54.236	101.0	31.333	105.1	1:54.075 (1) 84.95 09:59:53.119	

P18 42 M3		James HOBSON		Honda - Two 4 Motorsport				
LAP	SECTOR 1	SECTOR 2	SECTOR 3	LAP TIME	MPH	DIFF	TIME OF DAY	
1 -	OUTLAP	110.9	57.213	95.0	IN PIT		09:52:17.859	
2 -	OUTLAP	111.2	55.170	102.6	31.943	108.9	3:09.941 51.02 1:15.757 09:55:27.800	
3 -	28.605	110.9	55.159	102.6	31.773	108.9	1:55.537 (2) 83.88 1.353 09:57:23.337	
4 -	28.255	111.6	54.350	102.6	31.579	108.4	1:54.184 (1) 84.87 09:59:17.521	

P19 90		Greg GREENWOOD		Luyten Honda - Fpw racing				
LAP	SECTOR 1	SECTOR 2	SECTOR 3	LAP TIME	MPH	DIFF	TIME OF DAY	
1 -	OUTLAP	106.6	1:00.021	100.3	32.635	105.7	09:52:11.118	
2 -	28.311	112.2	56.286	100.7	32.092	107.2	1:56.689 83.05 1.713 09:54:07.807	
3 -	28.181	111.6	55.266	101.9	32.456	108.6	1:55.903 (2) 83.61 0.927 09:56:03.710	
4 -	28.557	112.0	54.631	100.7	31.788	107.2	1:54.976 (1) 84.28 09:57:58.686	
5 -	28.237	110.9	55.526	101.6	32.485	104.6	1:56.248 (3) 83.36 1.272 09:59:54.934	

P20 3		Taz TAYLOR		Honda - Two Wheel / e3 motorsport				
LAP	SECTOR 1	SECTOR 2	SECTOR 3	LAP TIME	MPH	DIFF	TIME OF DAY	
1 -	OUTLAP	105.5	1:01.169	96.8	IN PIT		09:52:31.500	
2 -	OUTLAP	109.4	55.788	101.3	31.767	108.1	2:49.626 57.13 54.278 09:55:21.126	
3 -	28.997	110.7	54.831	102.9	31.520	107.9	1:55.348 (1) 84.01 09:57:16.474	
4 -	29.268	110.0	55.353	103.0	31.276	108.9	1:55.897 (2) 83.61 0.549 09:59:12.371	

P21 88		Lewis ROLLO		Honda - Lewis Rollo Racing				
LAP	SECTOR 1	SECTOR 2	SECTOR 3	LAP TIME	MPH	DIFF	TIME OF DAY	
1 -	OUTLAP	110.1	59.171	99.8	32.234	106.9	09:52:10.217	
2 -	28.841	111.6	55.680	101.8	31.493	107.5	1:56.014 (1) 83.53 09:54:06.231	
3 -	28.486	112.9	55.353	101.9	IN PIT		2:00.593 P 80.36 4.579 09:56:06.824	
4 -	OUTLAP	108.2	55.068	99.8	31.632	105.4	2:34.061 62.90 38.047 09:58:40.885	

P22 48		Steve LAWTON		Honda - Cresswell Racing				
LAP	SECTOR 1	SECTOR 2	SECTOR 3	LAP TIME	MPH	DIFF	TIME OF DAY	
1 -	OUTLAP	92.3	1:03.156	93.8	34.505	101.8	09:52:24.757	
2 -	30.644	105.3	57.786	98.6	32.507	103.9	2:00.937 (3) 80.13 3.905 09:54:25.694	
3 -	29.450	108.0	56.742	100.1	32.211	104.9	1:58.403 (2) 81.85 1.371 09:56:24.097	
4 -	29.265	108.7	55.941	100.3	31.826	104.9	1:57.032 (1) 82.80 09:58:21.129	

P23 65		Josh OWENS		Honda - Trax Hydraulics				
LAP	SECTOR 1	SECTOR 2	SECTOR 3	LAP TIME	MPH	DIFF	TIME OF DAY	
1 -	OUTLAP	105.6	59.445	98.6	32.646	102.8	09:52:11.432	
2 -	29.112	105.6	56.077	97.1	31.890	103.1	1:57.079 (1) 82.77 09:54:08.511	

Weather / Track : Bright / Dry

Oulton Park International
Circuit Length = 2.6920 miles
Start: 09:50 Flag 09:58 End: 10:00

MCRCB BULLETIN TK169

2013 MCE British Superbike Championship - Round 3

2013 Monster Energy British Motostar Championship

WARM-UP - SECTOR ANALYSIS

SECTOR 1 = FL to I1, SECTOR 2 = I1 to I2, SECTOR 3 = I2 to FL, DIFF = Difference To Personal Best Lap

P24		73 M3		Justin WARING		Honda - Repli-Cast UK					
LAP		SECTOR 1		SECTOR 2		SECTOR 3	LAP TIME	MPH	DIFF	TIME OF DAY	
1 -	OUTLAP	106.6		57.215	99.1	32.885	104.4			09:52:05.298	
2 -		28.794	107.7	57.357	100.0	33.261	105.7	1:59.412	81.15	1.134	09:54:04.710
3 -		29.066	108.0	56.088	99.5	33.124	106.0	1:58.278 (1)	81.93		09:56:02.988
4 -		29.402	108.5	56.180	100.9	32.715	105.5	1:58.297 (2)	81.92	0.019	09:58:01.285
5 -		29.364	108.7	56.850	98.5	33.112	104.4	1:59.326 (3)	81.21	1.048	10:00:00.611

P25		24		Daniel COSTILLA		KTM - Cresswell racing					
LAP		SECTOR 1		SECTOR 2		SECTOR 3	LAP TIME	MPH	DIFF	TIME OF DAY	
1 -	OUTLAP	111.6		1:00.268	101.5	33.214	108.9				09:52:16.582
2 -		29.320	112.2	57.123	103.2	32.384	108.9	1:58.827 (3)	81.55	0.305	09:54:15.409
3 -		29.098	112.2	57.479	104.0	32.158	109.3	1:58.735 (2)	81.62	0.213	09:56:14.144
4 -		28.870	110.1	56.807	102.9	32.845	106.2	1:58.522 (1)	81.76		09:58:12.666

P26		77		Jason VERNON		Honda - SGR Racing					
LAP		SECTOR 1		SECTOR 2		SECTOR 3	LAP TIME	MPH	DIFF	TIME OF DAY	
1 -	OUTLAP	99.7		1:00.116	97.6	32.670	103.9				09:52:13.826
2 -		29.235	108.0	57.191	97.9	32.261	103.5	1:58.687 (1)	81.65		09:54:12.513
3 -		29.629	106.8	56.939	98.8	32.386	104.2	1:58.954 (2)	81.47	0.267	09:56:11.467

P27		71		David WALES		Honda - TAD Racing					
LAP		SECTOR 1		SECTOR 2		SECTOR 3	LAP TIME	MPH	DIFF	TIME OF DAY	
1 -	OUTLAP	104.3		1:01.389	92.1	34.124	98.5				09:52:15.325
2 -		30.762	103.5	59.769	92.8	33.958	99.1	2:04.489 (3)	77.84	0.948	09:54:19.814
3 -		30.202	102.7	1:00.273	92.8	34.011	98.1	2:04.486 (2)	77.85	0.945	09:56:24.300
4 -		29.711		59.795	93.4	34.035	97.2	2:03.541 (1)	78.44		09:58:27.841

P28		82		Jon VINCENT		Honda - Molly / JVR Racing					
LAP		SECTOR 1		SECTOR 2		SECTOR 3	LAP TIME	MPH	DIFF	TIME OF DAY	
1 -	OUTLAP	95.3		1:00.123	95.3	32.852	102.5				09:52:45.371
2 -		30.755	80.6	1:05.066	73.4	IN PIT		2:16.609 P	70.94		09:55:01.980

MCRCB BULLETIN TK170**2013 MCE British Superbike Championship - Round 3****2013 Monster Energy British Motostar Championship****WARM-UP - BEST SPEEDS**

POS	SECTOR 1			SECTOR 2			FINISH LINE		
	NO	NAME	MPH	NO	NAME	MPH	NO	NAME	MPH
1	17	Tom CARNE	116.3	95	Tarran MACKENZIE	107.3	66	Joe IRVING	113.3
2	22	Stephanie WADDELOW	116.3	17	Tom CARNE	106.5	95	Tarran MACKENZIE	113.3
3	66	Joe IRVING	115.7	66	Joe IRVING	106.5	17	Tom CARNE	113.1
4	80	Callum BEY	115.5	22	Stephanie WADDELOW	106.1	2	Paul JORDAN	111.4
5	95	Tarran MACKENZIE	115.3	10	Peter SUTHERLAND	105.1	22	Stephanie WADDELOW	111.4
6	64	Asher DURHAM	113.9	2	Paul JORDAN	104.8	80	Callum BEY	111.2
7	2	Paul JORDAN	113.7	80	Callum BEY	104.6	40	Joe FRANCIS	111.2
8	10	Peter SUTHERLAND	113.5	24	Daniel COSTILLA	104.0	43	Arnie SHELTON	110.2
9	88	Lewis ROLLO	112.9	40	Joe FRANCIS	103.8	10	Peter SUTHERLAND	109.8
10	40	Joe FRANCIS	112.7	35	Elliot LODGE	103.2	64	Asher DURHAM	109.6
11	24	Daniel COSTILLA	112.2	3	Taz TAYLOR	103.0	24	Daniel COSTILLA	109.3
12	43	Arnie SHELTON	112.2	64	Asher DURHAM	102.9	3	Taz TAYLOR	108.9
13	90	Greg GREENWOOD	112.2	43	Arnie SHELTON	102.7	12	Edward RENDELL	108.9
14	35	Elliot LODGE	111.8	42	James HOBSON	102.6	42	James HOBSON	108.9
15	42	James HOBSON	111.6	36	Jayson URIBE	102.4	90	Greg GREENWOOD	108.6
16	36	Jayson URIBE	111.4	12	Edward RENDELL	102.2	35	Elliot LODGE	108.2
17	3	Taz TAYLOR	110.7	88	Lewis ROLLO	101.9	88	Lewis ROLLO	107.5
18	48	Steve LAWTON	108.7	90	Greg GREENWOOD	101.9	36	Jayson URIBE	106.2
19	73	Justin WARING	108.7	73	Justin WARING	100.9	86	Bradley HUGHES	106.2
20	41	Milo WARD	108.4	48	Steve LAWTON	100.3	73	Justin WARING	106.0
21	72	Ricky TARREN	108.4	86	Bradley HUGHES	99.5	48	Steve LAWTON	104.9
22	77	Jason VERNON	108.0	41	Milo WARD	99.4	77	Jason VERNON	104.2
23	86	Bradley HUGHES	107.0	77	Jason VERNON	98.8	72	Ricky TARREN	103.9
24	65	Josh OWENS	105.6	65	Josh OWENS	98.6	41	Milo WARD	103.6
25	71	David WALES	104.3	72	Ricky TARREN	98.2	65	Josh OWENS	103.1
26	82	Jon VINCENT	95.3	82	Jon VINCENT	95.3	82	Jon VINCENT	102.5
27	44	Jake BAYFORD	67.2	71	David WALES	93.4	71	David WALES	99.1
28									
29									

Weather / Track : Bright / Dry

Results can be found at www.tsl-timing.comOulton Park International
Circuit Length = 2.6920 miles
Start: 09:50 Flag 09:58 End: 10:00

Printed - 10:02 Monday, 06 May 2013

MCRCB BULLETIN TK171

2013 MCE British Superbike Championship - Round 3

2013 Monster Energy British Motostar Championship

WARM-UP - BEST SECTORS

SECTOR 1			SECTOR 2			SECTOR 3			IDEAL / BEST COMPARISON						
POS	NO	NAME	TIME	NO	NAME	TIME	NO	NAME	TIME	POS	NO	NAME	IDEAL	BEST	DIFF
1	17	CARNE	26.976	17	CARNE	51.398	17	CARNE	29.941				PERFECT LAP	1:48.315	
2	12	RENDELL	27.084	40	FRANCIS	51.670	40	FRANCIS	30.040	1	17	CARNE	1:48.315	1:48.315	0.000
3	40	FRANCIS	27.150	95	MACKENZIE	52.325	95	MACKENZIE	30.156	2	40	FRANCIS	1:48.860	1:48.962	0.102
4	95	MACKENZIE	27.354	2	JORDAN	52.349	66	IRVING	30.200	3	95	MACKENZIE	1:49.835	1:49.835	0.000
5	66	IRVING	27.442	66	IRVING	52.507	12	RENDELL	30.350	4	66	IRVING	1:50.149	1:50.210	0.061
6	2	JORDAN	27.593	10	SUTHERLAND	52.568	10	SUTHERLAND	30.448	5	12	RENDELL	1:50.487	1:50.487	0.000
7	22	WADDELOW	27.649	80	BEY	53.006	80	BEY	30.561	6	2	JORDAN	1:50.705	1:50.708	0.003
8	10	SUTHERLAND	27.767	12	RENDELL	53.053	43	SHELTON	30.652	7	10	SUTHERLAND	1:50.783	1:51.112	0.329
9	43	SHELTON	27.809	43	SHELTON	53.254	2	JORDAN	30.763	8	80	BEY	1:51.564	1:51.692	0.128
10	35	LODGE	27.875	41	WARD	53.370	35	LODGE	30.843	9	43	SHELTON	1:51.715	1:52.076	0.361
11	80	BEY	27.997	72	TARREN	53.894	64	DURHAM	30.882	10	35	LODGE	1:52.636	1:53.082	0.446
12	90	GREENWOOD	28.181	64	DURHAM	53.903	86	HUGHES	30.911	11	22	WADDELOW	1:52.675	1:52.980	0.305
13	41	WARD	28.212	35	LODGE	53.918	22	WADDELOW	30.932	12	64	DURHAM	1:53.013	1:53.213	0.200
14	64	DURHAM	28.228	86	HUGHES	53.934	3	TAYLOR	31.276	13	41	WARD	1:53.129	1:53.269	0.140
15	42	HOBSON	28.255	22	WADDELOW	54.094	36	URIBE	31.309	14	86	HUGHES	1:53.293	1:53.293	0.000
16	86	HUGHES	28.448	36	URIBE	54.236	72	TARREN	31.366	15	72	TARREN	1:53.749	1:53.749	0.000
17	88	ROLLO	28.486	42	HOBSON	54.350	88	ROLLO	31.493	16	36	URIBE	1:54.051	1:54.075	0.024
18	72	TARREN	28.489	90	GREENWOOD	54.631	41	WARD	31.547	17	42	HOBSON	1:54.184	1:54.184	0.000
19	36	URIBE	28.506	3	TAYLOR	54.831	42	HOBSON	31.579	18	90	GREENWOOD	1:54.600	1:54.976	0.376
20	73	WARING	28.794	88	ROLLO	55.068	90	GREENWOOD	31.788	19	88	ROLLO	1:55.047	1:56.014	0.967
21	24	COSTILLA	28.870	48	LAWTON	55.941	48	LAWTON	31.826	20	3	TAYLOR	1:55.104	1:55.348	0.244
22	3	TAYLOR	28.997	65	OWENS	56.077	65	OWENS	31.890	21	48	LAWTON	1:57.032	1:57.032	0.000
23	65	OWENS	29.087	73	WARING	56.088	24	COSTILLA	32.158	22	65	OWENS	1:57.054	1:57.079	0.025
24	77	VERNON	29.090	24	COSTILLA	56.807	77	VERNON	32.261	23	73	WARING	1:57.597	1:58.278	0.681
25	48	LAWTON	29.265	77	VERNON	56.939	73	WARING	32.715	24	24	COSTILLA	1:57.835	1:58.522	0.687
26	71	WALES	29.711	71	WALES	59.769	82	VINCENT	32.852	25	77	VERNON	1:58.290	1:58.687	0.397
27	82	VINCENT	30.755	82	VINCENT	1:00.123	71	WALES	33.958	26	71	WALES	2:03.438	2:03.541	0.103
28										27	82	VINCENT	2:03.730		
29										28	13	BURMAN		1:53.086	

Weather / Track : Bright / Dry

Results can be found at www.tsl-timing.com

Oulton Park International
 Circuit Length = 2.6920 miles
 Start: 09:50 Flag 09:58 End: 10:00

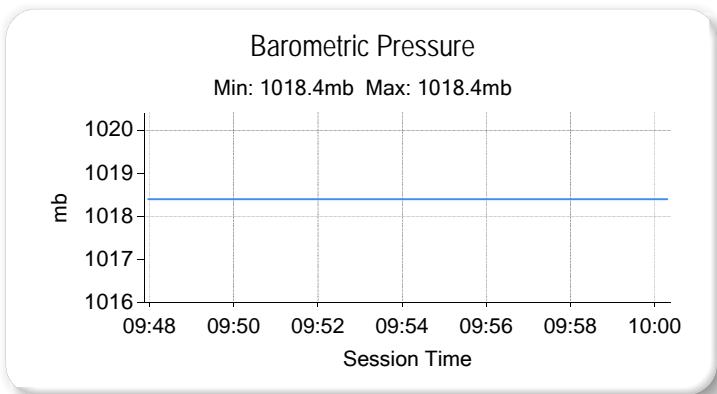
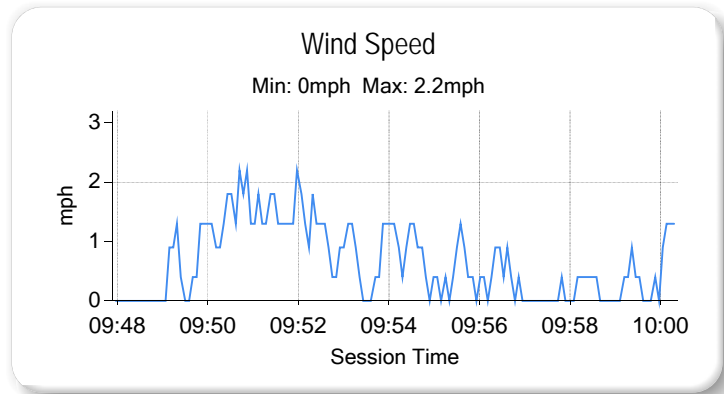
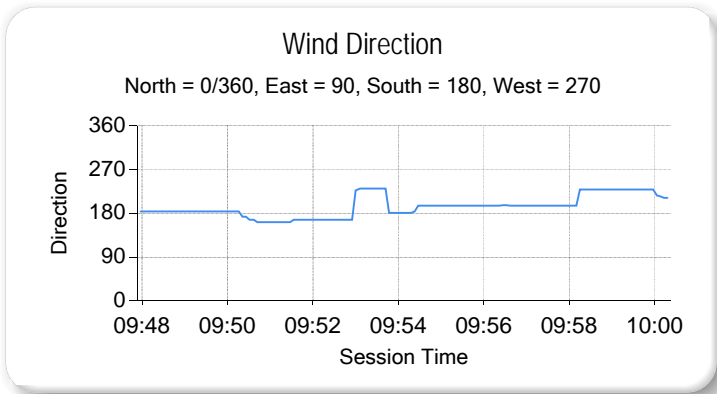
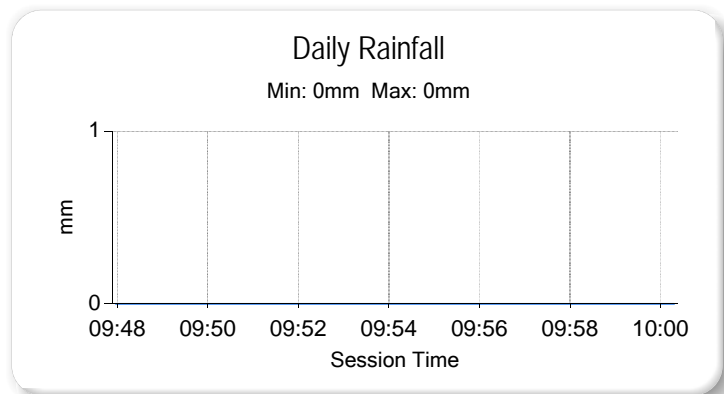
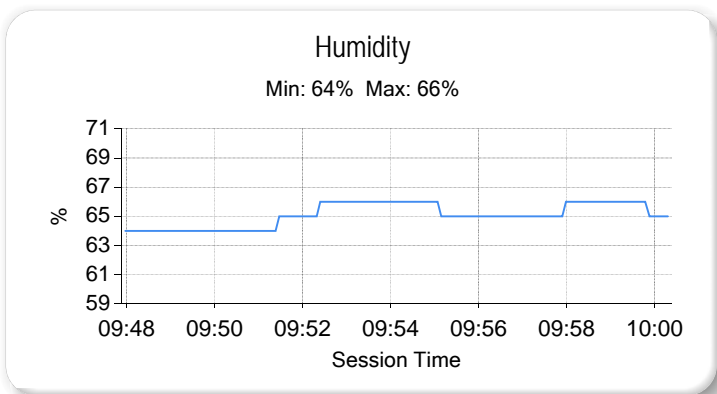
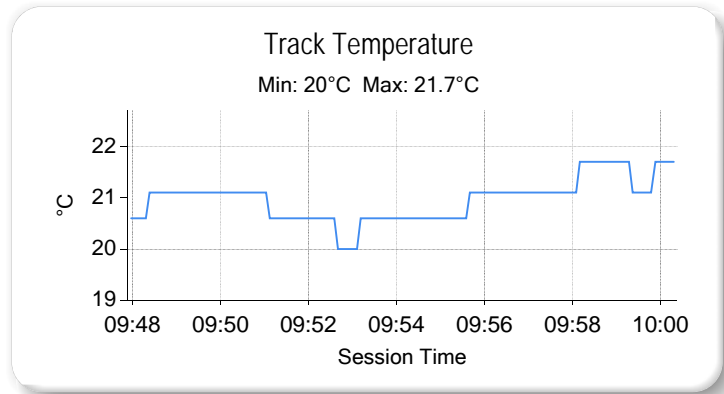
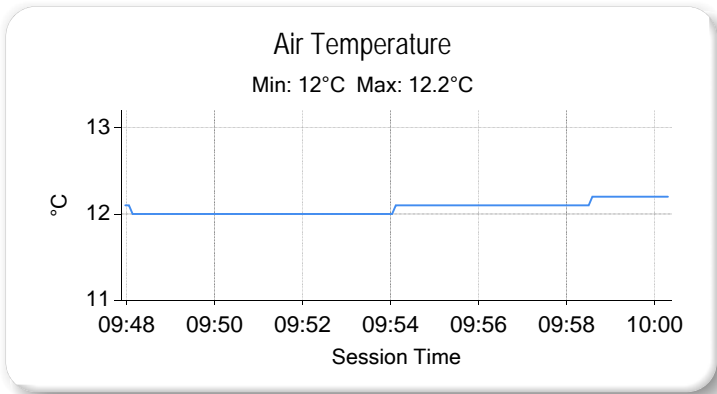
Printed - 10:03 Monday, 06 May 2013

MCRCB BULLETIN TK172

2013 MCE British Superbike Championship - Round 3

2013 Monster Energy British Motostar Championship

WARM-UP - WEATHER CONDITIONS



Weather / Track : Bright / Dry

Results can be found at www.tsl-timing.com

Oulton Park International
Circuit Length = 2.6920 miles
Start: 09:50 Flag 09:58 End: 10:00

Printed - 10:03 Monday, 06 May 2013



ROW 8					29	95 Tarran MACKENZIE		
ROW 7	28	2:03.230 71 David WALES	27	1:57.797 24 Daniel COSTILLA	26	1:57.794 77 Jason VERNON	25	1:56.385 65 Josh OWENS
ROW 6	24	1:55.315 72 Ricky TARREN	23	1:54.599 90 Greg GREENWOOD	22	1:54.136 73 Justin WARING	21	1:53.816 41 Milo WARD
ROW 5	20	1:53.791 48 Steve LAWTON	19	1:53.586 3 Taz TAYLOR	18	1:53.565 88 Lewis ROLLO	17	1:53.533 13 Sam BURMAN
ROW 4	16	1:53.409 36 Jayson URIBE	15	1:53.328 42 James HOBSON	14	1:53.071 44 Jake BAYFORD	13	1:52.790 35 Elliot LODGE
ROW 3	12	1:52.618 82 Jon VINCENT	11	1:52.553 22 Stephanie WADDELOW	10	1:52.397 64 Asher DURHAM	9	1:51.046 86 Bradley HUGHES
ROW 2	8	1:51.028 2 Paul JORDAN	7	1:50.881 80 Callum BEY	6	1:50.760 43 Arnie SHELTON	5	1:49.964 12 Edward RENDELL
ROW 1	4	1:49.329 10 Peter SUTHERLAND	3	1:48.832 66 Joe IRVING	2	1:48.109 40 Joe FRANCIS	1	1:47.905 17 Tom CARNE
								Pole

Oulton Park International
Circuit Length = 2.6920 miles

These results are provisional until the conclusion of any judicial and technical matters.

Race Director :	Stewards :	Timekeeper :
-----------------	------------	--------------

Results can be found at www.britishsuperbike.com

Printed - 10:01 Monday, 06 May 2013

RACE 6 - CLASSIFICATION



POS	NO	CL	PIC NAME	ENTRY	LAPS	TIME	GAP	DIFF	MPH	BEST	ON
1	40	M3	1 Joe FRANCIS	Honda - Team WD40	14	25:24.472			89.00	1:47.443	13
2	95	M3	2 Tarran MACKENZIE	KTM - Redline KTM	14	25:24.527	0.055	0.055	88.99	1:47.529	11
3	66	M3	3 Joe IRVING	KTM - RS Racing / The Toad and Tatie Pub	14	25:28.642	4.170	4.115	88.75	1:47.763	7
4	17		1 Tom CARNE	Honda - TC Racing / SP125 racing	14	25:29.496	5.024	0.854	88.70	1:48.170	12
5	43		2 Arnie SHELTON	Honda - e3 motorsport	14	25:37.683	13.211	8.187	88.23	1:48.937	4
6	10		3 Peter SUTHERLAND	Aprilia - Kinpac Racing	14	25:46.077	21.605	8.394	87.75	1:49.363	8
7	2		4 Paul JORDAN	Seel Honda - Repli-Cast UK	14	25:54.571	30.099	8.494	87.27	1:49.740	4
8	80		5 Callum BEY	Honda - RCD Motorsport	14	26:02.732	38.260	8.161	86.82	1:49.858	14
9	12		6 Edward RENDELL	Honda - Banks Racing	14	26:02.817	38.345	0.085	86.81	1:50.392	3
10	35		7 Elliot LODGE	Honda - SP125/SpikeRacing	14	26:22.500	58.028	19.683	85.73	1:51.785	14
11	22		8 Stephanie WADDELOW	Aprilia - Moto Strada	14	26:22.549	58.077	0.049	85.73	1:52.002	8
12	88		9 Lewis ROLLO	Honda - Lewis Rollo Racing	14	26:28.208	1:03.736	5.659	85.42	1:52.090	9
13	36		10 Jayson URIBE	Honda - Rock and Sons Racing	14	26:30.935	1:06.463	2.727	85.28	1:51.561	9
14	64		11 Asher DURHAM	Seel Honda - Repli-Cast UK	14	26:40.991	1:16.519	10.056	84.74	1:52.403	11
15	86		12 Bradley HUGHES	Honda - Creswell Racing	14	26:41.011	1:16.539	0.020	84.74	1:51.699	6
16	42	M3	4 James HOBSON	Honda - Two 4 Motorsport	14	26:51.353	1:26.881	10.342	84.20	1:53.690	14
17	3		13 Taz TAYLOR	Honda - Two Wheel / e3 motorsport	14	26:51.608	1:27.136	0.255	84.18	1:53.816	13
18	48		14 Steve LAWTON	Honda - Creswell Racing	14	26:52.506	1:28.034	0.898	84.14	1:53.753	13
19	72		15 Ricky TARREN	Honda - Creswell racing	14	27:07.230	1:42.758	14.724	83.37	1:54.272	6
20	24		16 Daniel COSTILLA	KTM - Creswell racing	13	25:30.846	1 Lap	1 Lap	82.29	1:55.065	13
21	65		17 Josh OWENS	Honda - Trax Hydraulics	13	25:32.005	1 Lap	1.159	82.23	1:55.711	13
22	77		18 Jason VERNON	Honda - SGR Racing	13	25:42.505	1 Lap	10.500	81.67	1:56.728	10
23	71		19 David WALES	Honda - TAD Racing	13	27:17.037	1 Lap	1:34.532	76.96	2:03.823	6

NOT CLASSIFIED

DNF	90		Greg GREENWOOD	Luyten Honda - Fpw racing	6	11:36.327	8 Laps	7 Laps	83.50	1:54.163	3
DNF	41		Milo WARD	Luyten Honda - FPW Racing	6	11:37.101	8 Laps	0.774	83.41	1:54.149	6
DNF	82		Jon VINCENT	Honda - Molly / JVR Racing	1	2:00.148	13 Laps	5 Laps	80.66	2:00.148	1
DNF	13	M3	Sam BURMAN	Honda - WNT / Burman Racing	0						
DNF	44		Jake BAYFORD	Honda - j4ke.com	0						

FASTEST LAP

40	M3	Joe FRANCIS	Honda - Team WD40	13	1:47.443	90.19 mph	145.16 kph
17		Tom CARNE	Honda - TC Racing / SP125 racing	12	1:48.170	89.59 mph	144.18 kph

Weather / Track : Sunny / Dry

These results are provisional until the conclusion of any judicial and technical matters.

Oulton Park International
 Circuit Length = 2.6920 miles
 Start: 14:30 Flag 14:56 End: 14:58

Race Director :	Stewards :	Timekeeper :
-----------------	------------	--------------

Results can be found at www.britishsuperbike.com

Printed - 14:59 Monday, 06 May 2013

MCRCB BULLETIN TK220

2013 MCE British Superbike Championship - Round 3

2013 Monster Energy British Motostar Championship

RACE 6 - LAP CHART

71	1 Lap	2:06.813
72	1:27.121	1:55.592
24	1:47.096	1:55.547

LAP 13

NO	BEHIND	LAP TIME
95		1:47.585
65	1 Lap	1:56.652
40	0.061	1:47.443
66	2.697	1:50.056
17	2.832	1:49.203
77	1 Lap	1:58.418
43	11.336	1:49.629
10	19.900	1:50.280
2	26.563	1:51.217
12	35.917	1:50.759
80	36.604	1:51.113
22	53.908	1:52.109
35	54.445	1:52.302
88	59.592	1:52.331
36	1:01.816	1:52.576
64	1:09.334	2:00.785
86	1:11.660	1:53.846
3	1:21.146	1:53.816
42	1:21.393	1:54.116
48	1:21.974	1:53.753
72	1:34.330	1:54.794
71	1 Lap	2:05.815

LAP 14

NO	BEHIND	LAP TIME
40		1:48.141
95	0.055	1:48.257
66	4.170	1:49.675
17	5.024	1:50.394
24	1 Lap	1:55.065
65	1 Lap	1:55.711
43	13.211	1:50.077
77	1 Lap	1:59.351
10	21.605	1:49.907
2	30.099	1:51.738
80	38.260	1:49.858
12	38.345	1:50.630
35	58.028	1:51.785
22	58.077	1:52.371
88	1:03.736	1:52.346
36	1:06.463	1:52.849
64	1:16.519	1:55.387
86	1:16.539	1:53.081
42	1:26.881	1:53.690
3	1:27.136	1:54.192
48	1:28.034	1:54.262
72	1:42.758	1:56.630
71	1 Lap	2:06.357

Weather / Track : Sunny / Dry

MCRCB BULLETIN TK221

2013 MCE British Superbike Championship - Round 3

2013 Monster Energy British Motostar Championship

RACE 6 - POSITION CHART

No	Name	Lap														
		Pos	1	2	3	4	5	6	7	8	9	10	11	12	13	14
17	CARNE	1	66	66	66	40	40	40	40	66	40	66	95	95	95	40
40	FRANCIS	2	40	17	40	66	66	66	66	40	66	40	66	40	40	95
66	IRVING	3	17	40	17	17	17	17	17	17	17	95	40	66	66	66
10	SUTHERLAND	4	43	43	43	43	43	43	95	95	95	17	17	17	17	17
12	RENDELL	5	10	10	95	95	95	95	43	43	43	43	43	43	43	43
43	SHELTON	6	12	12	10	10	10	10	10	10	10	10	10	10	10	10
80	BEY	7	80	2	12	2	2	2	2	2	2	2	2	2	2	2
2	JORDAN	8	2	95	2	80	12	12	12	12	12	12	12	12	12	80
86	HUGHES	9	95	80	80	12	80	80	80	80	80	80	80	80	80	12
64	DURHAM	10	22	22	22	22	22	22	35	22	22	22	22	22	22	35
22	WADDELOW	11	82	35	35	35	35	35	22	35	35	35	35	35	35	22
82	VINCENT	12	64	64	64	64	64	64	64	64	88	88	88	88	88	88
35	LODGE	13	35	88	88	88	88	88	88	88	64	64	64	64	36	36
44	BAYFORD	14	42	86	42	36	36	36	86	86	36	36	36	36	64	64
42	HOBSON	15	88	42	36	42	3	86	36	36	86	86	86	86	86	86
36	URIBE	16	86	36	3	3	86	3	48	3	42	42	42	42	3	42
13	BURMAN	17	3	3	48	48	90	90	3	48	48	3	3	3	42	3
88	ROLLO	18	36	48	90	90	48	48	42	42	3	48	48	48	48	48
3	TAYLOR	19	48	41	41	86	41	41	72	72	72	72	72	72	72	72
48	LAWTON	20	41	90	72	72	42	72	24	24	24	65	65	24	24	24
41	WARD	21	72	72	86	41	72	42	65	65	65	24	24	65	65	65
90	GREENWOOD	22	90	24	24	24	24	24	77	77	77	77	77	77	77	77
72	TARREN	23	24	65	65	65	65	65	71	71	71	71	71	71	71	71
65	OWENS	24	65	77	77	77	77	77								
77	VERNON	25	77	71	71	71	71	71								
24	COSTILLA	26	71													
71	WALES	27														
95	MACKENZIE	28														

Weather / Track : Sunny / Dry

Oulton Park International
 Circuit Length = 2.6920 miles
 Start: 14:30 Flag 14:56 End: 14:58

Results can be found at www.tsl-timing.com

Printed - 15:01 Monday, 06 May 2013

MCRCB BULLETIN TK222

2013 MCE British Superbike Championship - Round 3

2013 Monster Energy British Motostar Championship

RACE 6 - SECTOR ANALYSIS

SECTOR 1 = FL to I1, SECTOR 2 = I1 to I2, SECTOR 3 = I2 to FL, DIFF = Difference To Personal Best Lap

P1		40 M3		Joe FRANCIS		Honda - Team WD40				
LAP	SECTOR 1		SECTOR 2		SECTOR 3		LAP TIME	MPH	DIFF	TIME OF DAY
1 -		111.1	51.901	103.8	30.344	107.0	1:53.722	85.21	6.279	14:32:41.846
2 -	27.599	112.7	51.697	106.6	29.902	110.5	1:49.198	88.74	1.755	14:34:31.044
3 -	27.260	111.2	51.466	104.0	30.328	106.9	1:49.054	88.86	1.611	14:36:20.098
4 -	27.397	113.3	51.379	103.7	30.079	106.9	1:48.855	89.02	1.412	14:38:08.953
5 -	27.110	110.1	51.152	103.4	30.062	107.4	1:48.324	89.46	0.881	14:39:57.277
6 -	27.355	111.1	51.264	103.7	30.074	107.2	1:48.693	89.16	1.250	14:41:45.970
7 -	27.132	111.1	51.156	103.4	30.149	106.9	1:48.437	89.37	0.994	14:43:34.407
8 -	27.199	111.1	51.246	103.7	30.194	110.0	1:48.639	89.20	1.196	14:45:23.046
9 -	27.045	114.7	51.777	102.9	30.202	107.9	1:49.024	88.89	1.581	14:47:12.070
10 -	27.241	110.1	51.512	105.0	30.207	107.9	1:48.960	88.94	1.517	14:49:01.030
11 -	27.601	112.2	50.949	104.8	29.696	109.3	1:48.246	89.53	0.803	14:50:49.276
12 -	27.128	114.1	50.701	106.3	29.907	108.9	1:47.736 (2)	89.95	0.293	14:52:37.012
13 -	26.901	114.1	50.793	105.5	29.749	108.2	1:47.443 (1)	90.19		14:54:24.455
14 -	27.095	113.3	51.105	104.2	29.941	108.2	1:48.141 (3)	89.61	0.698	14:56:12.596

P2		95 M3		Tarran MACKENZIE		KTM - Redline KTM				
LAP	SECTOR 1		SECTOR 2		SECTOR 3		LAP TIME	MPH	DIFF	TIME OF DAY
1 -	30.253	116.3	53.584	105.5	30.141	112.2	1:58.102	82.05	10.573	14:32:46.226
2 -	27.212	116.1	51.641	108.2	30.074	113.3	1:48.927	88.97	1.398	14:34:35.153
3 -	27.167	116.1	51.612	107.2	30.458	111.8	1:49.237	88.71	1.708	14:36:24.390
4 -	26.959	116.1	51.742	106.3	29.981	112.0	1:48.682	89.17	1.153	14:38:13.072
5 -	27.048	115.1	51.519	106.5	29.964	112.4	1:48.531	89.29	1.002	14:40:01.603
6 -	26.935	116.1	51.423	107.5	29.861	112.7	1:48.219	89.55	0.690	14:41:49.822
7 -	26.740	117.3	51.419	106.6	29.680	111.8	1:47.839	89.86	0.310	14:43:37.661
8 -	26.723	115.9	51.006	107.0	30.036	112.2	1:47.765	89.92	0.236	14:45:25.426
9 -	26.764	116.7	51.025	106.8	29.857	113.1	1:47.646 (3)	90.02	0.117	14:47:13.072
10 -	26.963	115.1	51.255	108.2	30.093	113.9	1:48.311	89.47	0.782	14:49:01.383
11 -	26.859	114.7	50.819	107.5	29.851	112.0	1:47.529 (1)	90.12		14:50:48.912
12 -	27.095	115.5	50.966	107.0	29.836	111.6	1:47.897	89.81	0.368	14:52:36.809
13 -	26.810	116.5	50.765	107.3	30.010	113.3	1:47.585 (2)	90.08	0.056	14:54:24.394
14 -	26.915	115.9	51.418	107.8	29.924	112.5	1:48.257	89.52	0.728	14:56:12.651

P3		66 M3		Joe IRVING		KTM - RS Racing / The Toad and Tatle Pub				
LAP	SECTOR 1		SECTOR 2		SECTOR 3		LAP TIME	MPH	DIFF	TIME OF DAY
1 -		116.1	51.798	107.7	30.303	112.0	1:53.670	85.25	5.907	14:32:41.794
2 -	27.402	115.1	51.482	106.6	30.073	112.0	1:48.957	88.94	1.194	14:34:30.751
3 -	27.326	113.9	51.808	108.2	30.188	112.0	1:49.322	88.64	1.559	14:36:20.073
4 -	27.265	114.5	51.722	107.8	30.061	113.3	1:49.048	88.87	1.285	14:38:09.121
5 -	27.189	115.5	51.060	107.8	29.987	113.1	1:48.236	89.53	0.473	14:39:57.357
6 -	27.350	110.7	52.475	108.7	29.874	112.0	1:49.699	88.34	1.936	14:41:47.056
7 -	27.000	116.1	50.954	107.5	29.809	105.9	1:47.763 (1)	89.93		14:43:34.819
8 -	26.983	116.9	51.137	107.8	29.956	112.2	1:48.076 (3)	89.67	0.313	14:45:22.895
9 -	27.092	115.7	51.943	107.3	30.214	112.4	1:49.249	88.70	1.486	14:47:12.144
10 -	27.138	114.5	51.457	105.6	30.215	112.5	1:48.810	89.06	1.047	14:49:00.954
11 -	27.377	114.3	51.009	107.8	29.727	112.0	1:48.113	89.64	0.350	14:50:49.067
12 -	27.157	115.7	51.122	108.7	29.689	114.0	1:47.968 (2)	89.76	0.205	14:52:37.035
13 -	26.957	116.3	53.094	106.8	30.005	112.0	1:50.056	88.05	2.293	14:54:27.091
14 -	27.153	115.5	52.216	105.6	30.306	110.2	1:49.675	88.36	1.912	14:56:16.766

P4		17		Tom CARNE		Honda - TC Racing / SP125 racing				
LAP	SECTOR 1		SECTOR 2		SECTOR 3		LAP TIME	MPH	DIFF	TIME OF DAY
1 -		114.7	52.137	106.6	30.249	111.2	1:53.986	85.02	5.816	14:32:42.110
2 -	27.265	115.5	51.478	107.3	30.064	111.6	1:48.807	89.06	0.637	14:34:30.917
3 -	27.400	110.1	51.666	108.5	30.256	112.2	1:49.322	88.64	1.152	14:36:20.239
4 -	27.271	116.7	51.944	106.1	30.070	111.6	1:49.285	88.67	1.115	14:38:09.524
5 -	27.119	114.9	51.325	106.8	29.955	111.4	1:48.399 (3)	89.40	0.229	14:39:57.923
6 -	26.908	116.3	52.166	105.6	30.233	112.4	1:49.307	88.66	1.137	14:41:47.230
7 -	27.018	116.7	51.278	105.6	29.921	111.6	1:48.217 (2)	89.55	0.047	14:43:35.447
8 -	26.771	116.5	51.393	105.6	30.267	111.4	1:48.431	89.37	0.261	14:45:23.878

Weather / Track : Sunny / Dry

Oulton Park International
 Circuit Length = 2.6920 miles
 Start: 14:30 Flag 14:56 End: 14:58

MCRCB BULLETIN TK222

2013 MCE British Superbike Championship - Round 3

2013 Monster Energy British Motostar Championship

RACE 6 - SECTOR ANALYSIS

SECTOR 1 = FL to I1, SECTOR 2 = I1 to I2, SECTOR 3 = I2 to FL, DIFF = Difference To Personal Best Lap

9 -	26.960	115.5	51.417	107.3	30.085	113.7	1:48.462	89.35	0.292	14:47:12.340
10 -	27.035	114.5	51.786	106.0	30.283	110.9	1:49.104	88.82	0.934	14:49:01.444
11 -	27.108	115.5	51.399	107.5	29.902	112.0	1:48.409	89.39	0.239	14:50:49.853
12 -	27.024	116.9	51.024	107.0	30.122	110.0	1:48.170 (1)	89.59		14:52:38.023
13 -	27.035	115.7	51.876	106.1	30.292	112.9	1:49.203	88.74	1.033	14:54:27.226
14 -	27.308	116.5	52.496	105.8	30.590	91.8	1:50.394	87.78	2.224	14:56:17.620

P5	43	Arnie SHELTON					Honda - e3 motorsport				
LAP	SECTOR 1		SECTOR 2		SECTOR 3		LAP TIME	MPH	DIFF	TIME OF DAY	
1 -	30.648	114.1	52.342	106.0	30.331	109.3	1:54.966	84.29	6.029	14:32:43.090	
2 -	27.151	113.3	52.002	104.5	30.241	108.9	1:49.394	88.59	0.457	14:34:32.484	
3 -	27.247	112.0	52.035	105.1	30.163	109.6	1:49.445	88.54	0.508	14:36:21.929	
4 -	27.079	112.4	51.831	104.5	30.027	109.6	1:48.937 (1)	88.96		14:38:10.866	
5 -	27.372	111.1	52.056	103.2	30.063	109.8	1:49.491	88.51	0.554	14:40:00.357	
6 -	27.211	112.5	51.963	104.0	29.915	109.6	1:49.089 (2)	88.83	0.152	14:41:49.446	
7 -	26.961	112.4	52.112	104.6	30.744	106.9	1:49.817	88.24	0.880	14:43:39.263	
8 -	26.977	112.0	52.045	103.5	30.315	109.6	1:49.337	88.63	0.400	14:45:28.600	
9 -	27.497	112.5	51.917	103.4	30.188	109.5	1:49.602	88.42	0.665	14:47:18.202	
10 -	27.304	110.5	51.836	103.5	30.366	109.1	1:49.506	88.50	0.569	14:49:07.708	
11 -	27.118	111.2	51.745	104.2	30.270	109.5	1:49.133 (3)	88.80	0.196	14:50:56.841	
12 -	27.158	112.0	51.740	103.8	30.362	108.4	1:49.260	88.69	0.323	14:52:46.101	
13 -	27.297	111.2	51.996	103.5	30.336	108.8	1:49.629	88.40	0.692	14:54:35.730	
14 -	27.273	111.8	52.376	104.2	30.428	107.0	1:50.077	88.04	1.140	14:56:25.807	

P6	10	Peter SUTHERLAND					Aprilia - Kinpac Racing				
LAP	SECTOR 1		SECTOR 2		SECTOR 3		LAP TIME	MPH	DIFF	TIME OF DAY	
1 -		112.2	52.290	105.5	30.853	110.0	1:55.210	84.11	5.847	14:32:43.334	
2 -	28.188	113.3	52.156	104.6	30.428	107.7	1:50.772	87.48	1.409	14:34:34.106	
3 -	27.455	110.9	52.293	102.4	30.572	107.5	1:50.320	87.84	0.957	14:36:24.426	
4 -	27.441	112.2	52.162	103.2	30.309	108.1	1:49.912	88.17	0.549	14:38:14.338	
5 -	27.394	111.2	52.371	103.8	30.422	108.4	1:50.187	87.95	0.824	14:40:04.525	
6 -	27.628	111.2	52.018	102.7	30.275	108.2	1:49.921	88.16	0.558	14:41:54.446	
7 -	27.347	111.1	52.062	103.5	30.337	108.4	1:49.746 (3)	88.30	0.383	14:43:44.192	
8 -	27.133	111.4	51.985	103.4	30.245	108.8	1:49.363 (1)	88.61		14:45:33.555	
9 -	27.298	112.2	51.973	103.7	30.254	108.6	1:49.525 (2)	88.48	0.162	14:47:23.080	
10 -	27.448	110.3	52.342	102.6	30.582	108.9	1:50.372	87.80	1.009	14:49:13.452	
11 -	27.588	110.7	52.193	104.3	30.497	108.2	1:50.278	87.88	0.915	14:51:03.730	
12 -	27.318	111.2	52.428	103.8	30.538	107.4	1:50.284	87.87	0.921	14:52:54.014	
13 -	27.526	110.9	52.397	104.0	30.357	108.4	1:50.280	87.87	0.917	14:54:44.294	
14 -	27.404	110.9	52.208	105.0	30.295	108.8	1:49.907	88.17	0.544	14:56:34.201	

P7	2	Paul JORDAN					Seel Honda - Repli-Cast UK				
LAP	SECTOR 1		SECTOR 2		SECTOR 3		LAP TIME	MPH	DIFF	TIME OF DAY	
1 -	31.040	115.1	53.004	106.1	30.654	111.2	1:56.466	83.21	6.726	14:32:44.590	
2 -	27.953	113.1	52.008	105.1	30.580	108.6	1:50.541	87.67	0.801	14:34:35.131	
3 -	27.585	113.9	52.118	105.5	30.607	108.8	1:50.310	87.85	0.570	14:36:25.441	
4 -	27.454	112.9	51.942	104.2	30.344	108.4	1:49.740 (1)	88.31		14:38:15.181	
5 -	27.705	111.4	51.617	105.0	30.692	108.9	1:50.014 (3)	88.09	0.274	14:40:05.195	
6 -	27.604	111.2	51.743	104.0	30.569	108.4	1:49.916 (2)	88.17	0.176	14:41:55.111	
7 -	27.699	111.1	51.797	103.5	30.581	108.8	1:50.077	88.04	0.337	14:43:45.188	
8 -	27.605	112.0	51.950	102.6	30.914	107.9	1:50.469	87.72	0.729	14:45:35.657	
9 -	27.677	111.8	52.342	102.1	31.142	108.1	1:51.161	87.18	1.421	14:47:26.818	
10 -	27.838	110.5	52.435	102.7	30.785	108.8	1:51.058	87.26	1.318	14:49:17.876	
11 -	27.845	110.0	52.094	104.0	30.772	108.1	1:50.711	87.53	0.971	14:51:08.587	
12 -	27.845	111.2	52.345	103.0	30.963	106.9	1:51.153	87.18	1.413	14:52:59.740	
13 -	27.881	110.7	52.475	102.7	30.861	107.7	1:51.217	87.13	1.477	14:54:50.957	
14 -	27.914	111.1	52.680	103.0	31.144	107.5	1:51.738	86.73	1.998	14:56:42.695	

P8	80	Callum BEY					Honda - RCD Motorsport				
LAP	SECTOR 1		SECTOR 2		SECTOR 3		LAP TIME	MPH	DIFF	TIME OF DAY	
1 -	30.875	113.5	53.160	103.4	30.721	107.0	1:56.388	83.26	6.530	14:32:44.512	

Weather / Track : Sunny / Dry

Oulton Park International
Circuit Length = 2.6920 miles
Start: 14:30 Flag 14:56 End: 14:58

MCRCB BULLETIN TK222

2013 MCE British Superbike Championship - Round 3

2013 Monster Energy British Motostar Championship

RACE 6 - SECTOR ANALYSIS

SECTOR 1 = FL to I1, SECTOR 2 = I1 to I2, SECTOR 3 = I2 to FL, DIFF = Difference To Personal Best Lap

2 -	28.048	110.9	52.608	103.0	30.690	107.2	1:51.346	87.03	1.488	14:34:35.858
3 -	27.698	111.2	53.010	102.9	31.049	105.9	1:51.757	86.71	1.899	14:36:27.615
4 -	27.867	110.3	53.057	102.2	30.953	105.2	1:51.877	86.62	2.019	14:38:19.492
5 -	28.236	109.6	53.816	101.2	30.850	106.5	1:52.902	85.83	3.044	14:40:12.394
6 -	27.648	112.0	52.635	102.9	30.705	108.2	1:50.988	87.31	1.130	14:42:03.382
7 -	28.105	110.3	53.157	102.4	30.623	106.7	1:51.885	86.61	2.027	14:43:55.267
8 -	27.848	111.6	52.560	102.2	30.594	108.1	1:51.002	87.30	1.144	14:45:46.269
9 -	27.842	112.4	52.346	102.6	30.654	107.9	1:50.842 (3)	87.43	0.984	14:47:37.111
10 -	27.677	111.4	52.846	102.2	30.569	106.4	1:51.092	87.23	1.234	14:49:28.203
11 -	27.695	111.6	52.450	103.4	30.647	106.0	1:50.792 (2)	87.47	0.934	14:51:18.995
12 -	27.874	112.0	52.320	102.4	30.696	105.7	1:50.890	87.39	1.032	14:53:09.885
13 -	27.849	110.0	52.608	102.1	30.656	106.4	1:51.113	87.22	1.255	14:55:00.998
14 -	27.612	111.6	51.983	103.7	30.263	108.2	1:49.858 (1)	88.21		14:56:50.856

P9	12	Edward RENDELL				Honda - Banks Racing					
LAP	SECTOR 1		SECTOR 2		SECTOR 3		LAP TIME	MPH	DIFF	TIME OF DAY	
1 -	31.138	112.2	52.552	102.2	30.341	107.0	1:55.643	83.80	5.251	14:32:43.767	
2 -	27.718	109.4	52.590	102.2	30.475	106.4	1:50.783	87.48	0.391	14:34:34.550	
3 -	27.919	109.4	52.114	101.9	30.359	105.5	1:50.392 (1)	87.78		14:36:24.942	
4 -	27.467	110.5	57.868	100.9	30.690	104.9	1:56.025	83.52	5.633	14:38:20.967	
5 -	28.010	108.5	52.280	100.0	30.680	104.6	1:50.970	87.33	0.578	14:40:11.937	
6 -	27.835	107.3	52.630	101.0	30.824	104.4	1:51.289	87.08	0.897	14:42:03.226	
7 -	28.358	109.2	52.760	99.5	30.636	104.7	1:51.754	86.71	1.362	14:43:54.980	
8 -	27.935	107.3	52.282	99.4	30.949	104.6	1:51.166	87.17	0.774	14:45:46.146	
9 -	27.758	108.0	52.262	99.8	30.661	105.1	1:50.681 (3)	87.56	0.289	14:47:36.827	
10 -	27.809	106.3	52.255	100.0	30.661	105.7	1:50.725	87.52	0.333	14:49:27.552	
11 -	27.920	107.8	52.445	100.6	30.738	103.8	1:51.103	87.22	0.711	14:51:18.655	
12 -	27.955	106.5	52.110	100.0	30.832	103.1	1:50.897	87.39	0.505	14:53:09.552	
13 -	27.815	107.8	52.169	100.1	30.775	104.4	1:50.759	87.49	0.367	14:55:00.311	
14 -	27.721	107.0	52.244	101.3	30.665	105.5	1:50.630 (2)	87.60	0.238	14:56:50.941	

P10	35	Elliot LODGE				Honda - SP125/SpikeRacing					
LAP	SECTOR 1		SECTOR 2		SECTOR 3		LAP TIME	MPH	DIFF	TIME OF DAY	
1 -	31.663	111.8	55.020	103.8	31.172	105.7	2:00.823	80.21	9.038	14:32:48.947	
2 -	27.835	109.8	53.590	102.6	30.975	105.5	1:52.400	86.22	0.615	14:34:41.347	
3 -	27.963	109.8	53.848	102.2	31.049	105.7	1:52.860	85.87	1.075	14:36:34.207	
4 -	27.946	109.8	53.757	101.9	31.214	104.7	1:52.917	85.82	1.132	14:38:27.124	
5 -	28.037	109.6	53.491	101.9	30.873	106.2	1:52.401	86.22	0.616	14:40:19.525	
6 -	27.887	110.5	53.476	101.6	31.149	107.5	1:52.512	86.13	0.727	14:42:12.037	
7 -	27.841	110.7	53.400	102.1	31.116	105.5	1:52.357	86.25	0.572	14:44:04.394	
8 -	28.010	109.1	53.636	101.8	31.098	106.9	1:52.744	85.95	0.959	14:45:57.138	
9 -	27.738	110.3	53.395	101.0	31.116	106.5	1:52.249 (3)	86.33	0.464	14:47:49.387	
10 -	27.835	109.4	53.380	100.9	31.406	108.9	1:52.621	86.05	0.836	14:49:42.008	
11 -	27.807	110.0	53.266	102.6	31.012	106.7	1:52.085 (2)	86.46	0.300	14:51:34.093	
12 -	27.999	111.1	53.305	102.9	31.140	106.0	1:52.444	86.18	0.659	14:53:26.537	
13 -	27.942	110.1	53.477	101.6	30.883	107.2	1:52.302	86.29	0.517	14:55:18.839	
14 -	27.560	110.3	53.449	103.4	30.776	106.2	1:51.785 (1)	86.69		14:57:10.624	

P11	22	Stephanie WADDELOW				Aprilia - Moto Strada					
LAP	SECTOR 1		SECTOR 2		SECTOR 3		LAP TIME	MPH	DIFF	TIME OF DAY	
1 -	31.002	114.7	54.500	104.0	30.742	109.3	1:58.908	81.50	6.906	14:32:47.032	
2 -	27.498	113.1	53.522	105.3	31.520	108.4	1:52.540	86.11	0.538	14:34:39.572	
3 -	27.742	113.1	53.398	105.1	31.144	108.1	1:52.284	86.31	0.282	14:36:31.856	
4 -	27.644	113.5	53.272	104.8	31.351	104.7	1:52.267	86.32	0.265	14:38:24.123	
5 -	27.733	113.5	55.015	104.6	31.301	108.6	1:54.049	84.97	2.047	14:40:18.172	
6 -	28.007	113.1	54.124	103.8	31.470	109.5	1:53.601	85.31	1.599	14:42:11.773	
7 -	27.433	113.1	53.574	104.0	31.951	109.5	1:52.958	85.79	0.956	14:44:04.731	
8 -	27.644	114.7	53.119	104.3	31.239	109.1	1:52.002 (1)	86.52		14:45:56.733	
9 -	27.435	113.9	53.413	104.2	31.409	109.1	1:52.257	86.33	0.255	14:47:48.990	
10 -	27.720	112.0	53.997	105.1	31.090	110.0	1:52.807	85.91	0.805	14:49:41.797	
11 -	27.408	113.3	53.355	104.5	31.250	108.6	1:52.013 (2)	86.51	0.011	14:51:33.810	
12 -	27.816	112.9	53.515	104.6	31.052	109.3	1:52.383	86.23	0.381	14:53:26.193	

Weather / Track : Sunny / Dry

Oulton Park International
Circuit Length = 2.6920 miles
Start: 14:30 Flag 14:56 End: 14:58

MCRCB BULLETIN TK222

2013 MCE British Superbike Championship - Round 3

2013 Monster Energy British Motostar Championship

RACE 6 - SECTOR ANALYSIS

SECTOR 1 = FL to I1, SECTOR 2 = I1 to I2, SECTOR 3 = I2 to FL, DIFF = Difference To Personal Best Lap

13 -	27.486	112.9	53.765	104.8	30.858	109.5	1:52.109	(3)	86.44	0.107	14:55:18.302
14 -	27.568	113.1	53.663	104.8	31.140	109.1	1:52.371		86.24	0.369	14:57:10.673

P12 88		Lewis ROLLO		Honda - Lewis Rollo Racing							
LAP	SECTOR 1		SECTOR 2		SECTOR 3		LAP TIME	MPH	DIFF	TIME OF DAY	
1 -	31.682	113.3	55.089	102.7	31.723	104.9	2:02.011	79.42	9.921	14:32:50.135	
2 -	28.565	112.4	54.232	101.2	31.373	103.9	1:54.170	84.88	2.080	14:34:44.305	
3 -	28.081	110.1	53.666	100.3	31.556	103.9	1:53.303	85.53	1.213	14:36:37.608	
4 -	28.181	109.6	53.518	100.6	31.312	103.3	1:53.011	85.75	0.921	14:38:30.619	
5 -	28.167	109.6	53.662	100.6	31.228	104.1	1:53.057	85.72	0.967	14:40:23.676	
6 -	28.024	109.6	53.465	100.6	31.152	103.9	1:52.641	86.03	0.551	14:42:16.317	
7 -	28.165	109.8	53.649	99.7	31.248	103.8	1:53.062	85.71	0.972	14:44:09.379	
8 -	28.126	110.0	53.454	100.1	31.398	104.2	1:52.978	85.78	0.888	14:46:02.357	
9 -	27.861	109.8	53.113	99.8	31.116	104.9	1:52.090	(1)	86.46	14:47:54.447	
10 -	28.490	108.5	53.105	100.1	30.920	105.4	1:52.515	86.13	0.425	14:49:46.962	
11 -	27.981	108.9	53.431	100.6	31.071	102.8	1:52.483	86.15	0.393	14:51:39.445	
12 -	27.969	110.3	53.077	100.0	31.164	103.8	1:52.210	(2)	86.36	0.120	14:53:31.655
13 -	27.973	109.4	53.149	100.1	31.209	103.5	1:52.331	(3)	86.27	0.241	14:55:23.986
14 -	27.992	108.7	53.259	100.1	31.095	104.2	1:52.346	86.26	0.256	14:57:16.332	

P13 36		Jayson URIBE		Honda - Rock and Sons Racing							
LAP	SECTOR 1		SECTOR 2		SECTOR 3		LAP TIME	MPH	DIFF	TIME OF DAY	
1 -	32.458	112.4	55.141	103.0	31.636	105.7	2:02.433	79.15	10.872	14:32:50.557	
2 -	28.721	112.5	54.436	103.2	31.484	105.5	1:54.641	84.53	3.080	14:34:45.198	
3 -	28.983	112.7	54.075	101.0	31.800	103.8	1:54.858	84.37	3.297	14:36:40.056	
4 -	28.719	111.2	54.309	102.4	31.459	103.5	1:54.487	84.64	2.926	14:38:34.543	
5 -	29.029	108.5	53.334	100.9	31.287	103.8	1:53.650	85.27	2.089	14:40:28.193	
6 -	28.443	109.6	52.806	100.9	31.485	103.6	1:52.734	85.96	1.173	14:42:20.927	
7 -	28.410	111.1	53.052	98.1	31.371	104.4	1:52.833	85.89	1.272	14:44:13.760	
8 -	27.836	112.0	52.684	101.6	31.310	104.9	1:51.830	(2)	86.66	0.269	14:46:05.590
9 -	27.900	111.1	52.555	100.6	31.106	104.7	1:51.561	(1)	86.86	14:47:57.151	
10 -	28.421	109.1	52.706	101.5	31.352	105.4	1:52.479	86.16	0.918	14:49:49.630	
11 -	28.254	109.8	52.735	101.8	30.937	103.9	1:51.926	(3)	86.58	0.365	14:51:41.556
12 -	28.275	110.0	52.566	101.2	31.237	103.9	1:52.078	86.46	0.517	14:53:33.634	
13 -	28.331	109.4	52.592	101.9	31.653	102.4	1:52.576	86.08	1.015	14:55:26.210	
14 -	28.405	108.4	53.031	100.9	31.413	103.0	1:52.849	85.87	1.288	14:57:19.059	

P14 64		Asher DURHAM		Seel Honda - Repli-Cast UK							
LAP	SECTOR 1		SECTOR 2		SECTOR 3		LAP TIME	MPH	DIFF	TIME OF DAY	
1 -	31.905	113.1	54.879	101.9	31.317	105.9	2:00.788	80.23	8.385	14:32:48.912	
2 -	28.235	113.1	54.014	104.0	30.876	107.7	1:53.125	85.66	0.722	14:34:42.037	
3 -	28.031	112.4	53.286	103.8	31.146	108.4	1:52.463	(2)	86.17	0.060	14:36:34.500
4 -	28.152	113.3	53.500	104.3	31.318	107.0	1:52.970	85.78	0.567	14:38:27.470	
5 -	28.327	112.5	53.564	102.9	30.741	108.4	1:52.632	(3)	86.04	0.229	14:40:20.102
6 -	28.071	112.9	53.726	103.0	31.121	107.9	1:52.918	85.82	0.515	14:42:13.020	
7 -	28.156	112.5	53.822	102.1	31.230	108.1	1:53.208	85.60	0.805	14:44:06.228	
8 -	28.341	112.9	54.124	102.2	31.270	107.9	1:53.735	85.20	1.332	14:45:59.963	
9 -	28.427	111.4	54.510	100.6	31.568	108.4	1:54.505	84.63	2.102	14:47:54.468	
10 -	28.180	111.1	53.514	102.4	31.184	108.6	1:52.878	85.85	0.475	14:49:47.346	
11 -	27.915	112.9	53.555	103.4	30.933	107.2	1:52.403	(1)	86.21	14:51:39.749	
12 -	28.029	113.5	53.173	103.5	31.992	103.0	1:53.194	85.61	0.791	14:53:32.943	
13 -	30.816	103.5	57.836	102.6	32.133	107.5	2:00.785	80.23	8.382	14:55:33.728	
14 -	29.014	111.1	54.630	103.7	31.743	109.3	1:55.387	83.98	2.984	14:57:29.115	

P15 86		Bradley HUGHES		Honda - Creswell Racing							
LAP	SECTOR 1		SECTOR 2		SECTOR 3		LAP TIME	MPH	DIFF	TIME OF DAY	
1 -	32.856	109.4	54.995	102.9	31.746	103.5	2:02.128	79.35	10.429	14:32:50.252	
2 -	28.885	109.4	53.853	100.1	31.399	103.9	1:54.137	84.90	2.438	14:34:44.389	
3 -	28.059	109.2	59.241	97.3	31.061	104.9	1:58.361	81.87	6.662	14:36:42.750	
4 -	27.813	110.1	54.124	100.6	31.098	104.7	1:53.035	85.73	1.336	14:38:35.785	
5 -	28.088	110.5	54.298	101.9	31.249	105.5	1:53.635	85.28	1.936	14:40:29.420	

Weather / Track : Sunny / Dry

Oulton Park International
 Circuit Length = 2.6920 miles
 Start: 14:30 Flag 14:56 End: 14:58

MCRCB BULLETIN TK222

2013 MCE British Superbike Championship - Round 3

2013 Monster Energy British Motostar Championship

RACE 6 - SECTOR ANALYSIS

SECTOR 1 = FL to I1, SECTOR 2 = I1 to I2, SECTOR 3 = I2 to FL, DIFF = Difference To Personal Best Lap

6 -	27.764	108.5	53.040	99.5	30.895	104.2	1:51.699 (1)	86.76			14:42:21.119
7 -	28.044	107.8	53.126	98.2	30.994	104.4	1:52.164 (3)	86.40	0.465		14:44:13.283
8 -	28.075	108.9	52.767	98.8	31.270	103.9	1:52.112 (2)	86.44	0.413		14:46:05.395
9 -	27.741	108.4	53.127	99.8	31.502	103.1	1:52.370	86.24	0.671		14:47:57.765
10 -	28.354	107.5	53.420	98.2	32.367	103.1	1:54.141	84.90	2.442		14:49:51.906
11 -	28.452	105.8	54.406	98.2	32.128	101.4	1:54.986	84.28	3.287		14:51:46.892
12 -	29.167	105.0	54.184	97.5	31.965	102.1	1:55.316	84.04	3.617		14:53:42.208
13 -	28.720	105.5	53.881	98.8	31.245	105.1	1:53.846	85.12	2.147		14:55:36.054
14 -	28.022	108.0	53.541	100.1	31.518	104.1	1:53.081	85.70	1.382		14:57:29.135

P16	42	M3	James HOBSON				Honda - Two 4 Motorsport					
LAP	SECTOR 1		SECTOR 2		SECTOR 3		LAP TIME	MPH	DIFF	TIME OF DAY		
1 -	31.364	112.0	55.115	102.7	32.372	107.5	2:01.743	79.60	8.053	14:32:49.867		
2 -	28.737	111.6	54.949	104.2	31.496	107.0	1:55.182	84.13	1.492	14:34:45.049		
3 -	28.415	111.1	54.590	102.1	31.718	106.9	1:54.723	84.47	1.033	14:36:39.772		
4 -	28.651	110.7	54.586	102.1	31.627	106.7	1:54.864	84.37	1.174	14:38:34.636		
5 -	29.186	109.1	56.065	103.2	31.628	108.1	1:56.879	82.91	3.189	14:40:31.515		
6 -	28.315	111.4	55.178	102.9	31.437	109.1	1:54.930	84.32	1.240	14:42:26.445		
7 -	28.289	113.3	54.164	102.1	32.472	107.0	1:54.925	84.32	1.235	14:44:21.370		
8 -	28.310	112.2	54.181	102.4	31.336	109.5	1:53.827 (2)	85.14	0.137	14:46:15.197		
9 -	28.429	110.3	54.123	100.4	31.353	107.4	1:53.905 (3)	85.08	0.215	14:48:09.102		
10 -	28.429	109.1	54.317	101.3	31.610	107.7	1:54.356	84.74	0.666	14:50:03.458		
11 -	28.476	112.5	54.165	101.5	31.423	106.0	1:54.064	84.96	0.374	14:51:57.522		
12 -	28.342	110.0	54.232	101.0	31.575	105.7	1:54.149	84.90	0.459	14:53:51.671		
13 -	28.837	107.8	54.218	102.4	31.061	108.6	1:54.116	84.92	0.426	14:55:45.787		
14 -	28.332	112.2	53.974	101.6	31.384	105.5	1:53.690 (1)	85.24		14:57:39.477		

P17	3	Taz TAYLOR				Honda - Two Wheel / e3 motorsport					
LAP	SECTOR 1		SECTOR 2		SECTOR 3		LAP TIME	MPH	DIFF	TIME OF DAY	
1 -	31.203	112.2	55.492	104.6	32.171	109.6	2:02.143	79.34	8.327	14:32:50.267	
2 -	28.608	114.1	55.403	103.5	31.059	110.3	1:55.070	84.22	1.254	14:34:45.337	
3 -	28.763	110.9	54.961	102.7	31.213	108.4	1:54.937	84.31	1.121	14:36:40.274	
4 -	28.563	112.2	54.709	103.8	31.164	109.6	1:54.436	84.68	0.620	14:38:34.710	
5 -	28.938	110.7	54.358	103.5	31.225	107.5	1:54.521	84.62	0.705	14:40:29.231	
6 -	28.438	112.7	55.021	95.8	31.348	108.2	1:54.807	84.41	0.991	14:42:24.038	
7 -	28.501	108.2	54.722	102.7	32.646	108.4	1:55.869	83.64	2.053	14:44:19.907	
8 -	28.537	112.7	54.594	101.6	31.737	107.7	1:54.868	84.36	1.052	14:46:14.775	
9 -	28.833	107.5	54.727	101.0	31.297	109.8	1:54.857	84.37	1.041	14:48:09.632	
10 -	28.267	112.0	54.109	103.2	31.561	109.5	1:53.937 (2)	85.05	0.121	14:50:03.569	
11 -	28.263	110.5	54.362	101.8	31.434	106.7	1:54.059 (3)	84.96	0.243	14:51:57.628	
12 -	28.505	111.4	54.059	101.9	31.532	107.0	1:54.096	84.93	0.280	14:53:51.724	
13 -	28.676	108.5	53.960	101.2	31.180	106.7	1:53.816 (1)	85.14		14:55:45.540	
14 -	28.500	109.8	54.277	102.9	31.415	106.2	1:54.192	84.86	0.376	14:57:39.732	

P18	48	Steve LAWTON				Honda - Cresswell Racing					
LAP	SECTOR 1		SECTOR 2		SECTOR 3		LAP TIME	MPH	DIFF	TIME OF DAY	
1 -	31.743	110.3	56.002	102.1	31.402	105.4	2:02.569	79.06	8.816	14:32:50.693	
2 -	28.632	113.1	55.053	103.0	31.474	105.4	1:55.159	84.15	1.406	14:34:45.852	
3 -	28.390	114.1	54.890	100.3	31.414	106.7	1:54.694	84.49	0.941	14:36:40.546	
4 -	28.590	111.6	54.514	100.7	31.448	105.5	1:54.552	84.60	0.799	14:38:35.098	
5 -	28.660	110.3	56.006	100.0	31.226	106.5	1:55.892	83.62	2.139	14:40:30.990	
6 -	28.035	111.6	54.155	101.8	31.601	106.4	1:53.791 (2)	85.16	0.038	14:42:24.781	
7 -	28.217	112.0	54.454	101.6	32.118	103.1	1:54.789	84.42	1.036	14:44:19.570	
8 -	28.818	109.2	54.821	101.0	31.773	107.5	1:55.412	83.97	1.659	14:46:14.982	
9 -	28.420	109.8	54.533	100.3	31.425	105.2	1:54.378	84.73	0.625	14:48:09.360	
10 -	28.313	108.7	54.626	102.4	31.480	107.0	1:54.419	84.70	0.666	14:50:03.779	
11 -	28.352	112.9	54.368	102.2	31.560	103.6	1:54.280	84.80	0.527	14:51:58.059	
12 -	28.345	110.9	54.187	101.2	32.024	104.4	1:54.556	84.59	0.803	14:53:52.615	
13 -	28.213	110.0	54.307	100.9	31.233	106.0	1:53.753 (1)	85.19		14:55:46.368	
14 -	28.512	109.8	54.504	101.3	31.246	105.5	1:54.262 (3)	84.81	0.509	14:57:40.630	

Weather / Track : Sunny / Dry

Oulton Park International
Circuit Length = 2.6920 miles
Start: 14:30 Flag 14:56 End: 14:58

MCRCB BULLETIN TK222

2013 MCE British Superbike Championship - Round 3

2013 Monster Energy British Motostar Championship

RACE 6 - SECTOR ANALYSIS

SECTOR 1 = FL to I1, SECTOR 2 = I1 to I2, SECTOR 3 = I2 to FL, DIFF = Difference To Personal Best Lap

P19 72		Ricky TARREN		Honda - Cresswell racing						
LAP	SECTOR 1		SECTOR 2		SECTOR 3		LAP TIME	MPH	DIFF	TIME OF DAY
1 -	32.364	108.0	55.737	97.6	31.907	103.3	2:03.715	78.33	9.443	14:32:51.839
2 -	28.866	107.5	54.920	98.5	31.703	103.0	1:55.489	83.91	1.217	14:34:47.328
3 -	28.207	106.3	54.333	99.2	31.752	103.5	1:54.292 (2)	84.79	0.020	14:36:41.620
4 -	28.326	107.8	54.691	98.6	31.622	103.5	1:54.639 (3)	84.53	0.367	14:38:36.259
5 -	28.242	108.2	55.759	98.1	31.647	103.0	1:55.648	83.80	1.376	14:40:31.907
6 -	28.342	107.5	54.246	97.6	31.684	102.8	1:54.272 (1)	84.80		14:42:26.179
7 -	28.394	106.5	54.649	98.1	34.076	99.7	1:57.119	82.74	2.847	14:44:23.298
8 -	29.211	105.5	55.298	95.4	32.485	101.4	1:56.994	82.83	2.722	14:46:20.292
9 -	28.812	104.0	54.928	95.4	32.120	101.4	1:55.860	83.64	1.588	14:48:16.152
10 -	28.916	102.9	54.409	96.5	32.056	101.3	1:55.381	83.99	1.109	14:50:11.533
11 -	29.813	103.4	54.954	96.5	32.038	100.7	1:56.805	82.96	2.533	14:52:08.338
12 -	28.889	103.4	54.528	96.6	32.175	101.0	1:55.592	83.84	1.320	14:54:03.930
13 -	28.832	103.8	54.101	97.1	31.861	100.7	1:54.794	84.42	0.522	14:55:58.724
14 -	29.272	103.2	54.770	96.4	32.588	97.2	1:56.630	83.09	2.358	14:57:55.354

P20 24		Daniel COSTILLA		KTM - Cresswell racing						
LAP	SECTOR 1		SECTOR 2		SECTOR 3		LAP TIME	MPH	DIFF	TIME OF DAY
1 -	31.421	112.0	56.685	102.4	31.834	108.4	2:04.863	77.61	9.798	14:32:52.987
2 -	29.900	110.5	56.239	101.6	32.712	106.5	1:58.851	81.54	3.786	14:34:51.838
3 -	29.186	110.5	56.106	103.0	32.318	107.5	1:57.610	82.40	2.545	14:36:49.448
4 -	29.326	110.3	56.063	101.0	32.438	106.9	1:57.827	82.25	2.762	14:38:47.275
5 -	28.905	110.9	55.656	102.2	32.314	106.7	1:56.875	82.92	1.810	14:40:44.150
6 -	29.062	111.1	56.116	101.6	32.147	107.7	1:57.325	82.60	2.260	14:42:41.475
7 -	29.029	110.0	56.294	101.6	32.848	106.9	1:58.171	82.01	3.106	14:44:39.646
8 -	29.202	110.3	56.092	101.8	32.461	106.9	1:57.755	82.30	2.690	14:46:37.401
9 -	28.852	110.7	55.216	100.9	32.074	107.0	1:56.142 (3)	83.44	1.077	14:48:33.543
10 -	28.885	107.0	56.398	102.6	32.535	109.1	1:57.818	82.25	2.753	14:50:31.361
11 -	28.581	112.0	55.681	94.5	32.735	107.0	1:56.997	82.83	1.932	14:52:28.358
12 -	28.663	111.8	54.698	102.1	32.186	105.9	1:55.547 (2)	83.87	0.482	14:54:23.905
13 -	28.484	112.4	54.623	102.9	31.958	107.4	1:55.065 (1)	84.22		14:56:18.970

P21 65		Josh OWENS		Honda - Trax Hydraulics						
LAP	SECTOR 1		SECTOR 2		SECTOR 3		LAP TIME	MPH	DIFF	TIME OF DAY
1 -	31.911	106.6	57.388	97.2	32.170	101.1	2:05.969	76.93	10.258	14:32:54.093
2 -	29.466	105.3	56.013	97.5	32.653	100.7	1:58.132	82.03	2.421	14:34:52.225
3 -	29.373	105.8	56.008	97.8	32.282	100.8	1:57.663	82.36	1.952	14:36:49.888
4 -	29.288	106.0	56.430	96.9	32.096	101.4	1:57.814	82.25	2.103	14:38:47.702
5 -	28.956	106.1	55.600	97.6	32.256	102.2	1:56.812	82.96	1.101	14:40:44.514
6 -	29.124	106.0	55.983	97.2	32.284	101.9	1:57.391	82.55	1.680	14:42:41.905
7 -	29.069	105.0	56.061	98.6	32.973	101.1	1:58.103	82.05	2.392	14:44:40.008
8 -	29.241	105.5	56.217	96.4	31.969	101.1	1:57.427	82.53	1.716	14:46:37.435
9 -	29.272	106.0	55.095	97.3	32.063	102.5	1:56.430 (2)	83.23	0.719	14:48:33.865
10 -	28.812	105.5	55.935	97.2	32.056	101.3	1:56.803	82.97	1.092	14:50:30.668
11 -	28.995	104.3	55.798	96.2	32.305	99.8	1:57.098	82.76	1.387	14:52:27.766
12 -	29.269	102.7	55.393	97.9	31.990	101.1	1:56.652 (3)	83.07	0.941	14:54:24.418
13 -	28.776	106.6	55.174	97.6	31.761	100.8	1:55.711 (1)	83.75		14:56:20.129

P22 77		Jason VERNON		Honda - SGR Racing						
LAP	SECTOR 1		SECTOR 2		SECTOR 3		LAP TIME	MPH	DIFF	TIME OF DAY
1 -	32.195	107.3	56.791	98.8	32.147	103.0	2:06.232	76.77	9.504	14:32:54.356
2 -	29.293	106.6	56.333	98.6	32.398	102.1	1:58.024	82.11	1.296	14:34:52.380
3 -	29.399	106.8	56.107	98.1	32.192	102.2	1:57.698	82.34	0.970	14:36:50.078
4 -	29.123	106.5	58.046	97.1	32.212	101.0	1:59.381	81.17	2.653	14:38:49.459
5 -	29.260	104.0	56.022	97.1	32.614	101.3	1:57.896	82.20	1.168	14:40:47.355
6 -	29.187	104.8	56.379	95.8	32.329	101.4	1:57.895	82.20	1.167	14:42:45.250
7 -	29.558	105.1	55.996	97.2	32.658	101.6	1:58.212	81.98	1.484	14:44:43.462
8 -	29.156	105.5	56.345	95.1	32.466	102.1	1:57.967	82.15	1.239	14:46:41.429
9 -	29.176	103.7	55.679	96.2	32.392	103.3	1:57.247 (2)	82.65	0.519	14:48:38.676
10 -	29.071	103.5	55.639	97.8	32.018	101.8	1:56.728 (1)	83.02		14:50:35.404

Oulton Park International
 Circuit Length = 2.6920 miles
 Start: 14:30 Flag 14:56 End: 14:58

Weather / Track : Sunny / Dry

MCRCB BULLETIN TK222

2013 MCE British Superbike Championship - Round 3

2013 Monster Energy British Motostar Championship

RACE 6 - SECTOR ANALYSIS

SECTOR 1 = FL to I1, SECTOR 2 = I1 to I2, SECTOR 3 = I2 to FL, DIFF = Difference To Personal Best Lap

11 -	29.280	105.5	55.724	97.2	32.452	100.5	1:57.456 (3)	82.51	0.728	14:52:32.860
12 -	29.197	104.3	56.802	97.3	32.419	101.1	1:58.418	81.83	1.690	14:54:31.278
13 -	29.537	102.9	56.968	97.8	32.846	100.8	1:59.351	81.20	2.623	14:56:30.629

P23 71		David WALES		Honda - TAD Racing							
LAP	SECTOR 1		SECTOR 2		SECTOR 3		LAP TIME	MPH	DIFF	TIME OF DAY	
1 -	32.495	104.8	58.629	94.1	34.954	93.4	2:11.175	73.88	7.352	14:32:59.299	
2 -	31.063	100.4	59.697	92.9	34.480	96.4	2:05.240	77.38	1.417	14:35:04.539	
3 -	30.973	99.8	59.194	93.8	33.950	97.0	2:04.117 (3)	78.08	0.294	14:37:08.656	
4 -	31.102	99.5	58.980	94.1	33.960	98.4	2:04.042 (2)	78.12	0.219	14:39:12.698	
5 -	31.258	99.5	59.372	93.7	34.104	97.7	2:04.734	77.69	0.911	14:41:17.432	
6 -	31.093	99.7	58.863	93.4	33.867	97.9	2:03.823 (1)	78.26		14:43:21.255	
7 -	31.444	100.1	59.334	92.1	34.046	98.9	2:04.824	77.63	1.001	14:45:26.079	
8 -	31.965	98.5	1:00.214	92.0	34.100	97.9	2:06.279	76.74	2.456	14:47:32.358	
9 -	31.437	98.6	59.893	91.5	34.376	99.2	2:05.706	77.09	1.883	14:49:38.064	
10 -	31.676	100.0	1:02.386	92.5	34.050	97.5	2:08.112	75.64	4.289	14:51:46.176	
11 -	31.721	100.3	1:00.202	90.9	34.890	98.5	2:06.813	76.42	2.990	14:53:52.989	
12 -	30.813	99.2	1:00.671	92.4	34.331	95.9	2:05.815	77.02	1.992	14:55:58.804	
13 -	31.273	98.9	1:00.185	92.3	34.899	91.8	2:06.357	76.69	2.534	14:58:05.161	

P24 90		Greg GREENWOOD		Luyten Honda - Fpw racing							
LAP	SECTOR 1		SECTOR 2		SECTOR 3		LAP TIME	MPH	DIFF	TIME OF DAY	
1 -	31.976	110.9	56.596	100.4	31.447	106.7	2:03.802	78.28	9.639	14:32:51.926	
2 -	28.338	110.0	54.963	100.9	31.515	106.0	1:54.816	84.40	0.653	14:34:46.742	
3 -	28.260	111.2	54.407	101.3	31.496	106.4	1:54.163 (1)	84.89		14:36:40.905	
4 -	28.443	110.1	54.853	101.0	31.510	105.9	1:54.806	84.41	0.643	14:38:35.711	
5 -	28.469	110.3	54.736	100.4	31.307	105.2	1:54.512 (3)	84.63	0.349	14:40:30.223	
6 -	28.108	110.1	54.497	99.5	31.623	105.1	1:54.228 (2)	84.84	0.065	14:42:24.451	

P25 41		Milo WARD		Luyten Honda - FPW Racing							
LAP	SECTOR 1		SECTOR 2		SECTOR 3		LAP TIME	MPH	DIFF	TIME OF DAY	
1 -	31.534	108.9	56.125	99.1	31.693	103.0	2:03.187	78.67	9.038	14:32:51.311	
2 -	28.442	106.0	54.875	99.7	31.910	100.8	1:55.227	84.10	1.078	14:34:46.538	
3 -	28.502	106.1	54.609	97.5	31.764	101.0	1:54.875 (3)	84.36	0.726	14:36:41.413	
4 -	28.613	109.4	54.670	98.6	31.814	101.4	1:55.097	84.20	0.948	14:38:36.510	
5 -	28.416	103.8	54.447	97.9	31.703	102.4	1:54.566 (2)	84.59	0.417	14:40:31.076	
6 -	28.340	106.6	53.982	98.5	31.827	100.8	1:54.149 (1)	84.90		14:42:25.225	

P26 82		Jon VINCENT		Honda - Molly / JVR Racing							
LAP	SECTOR 1		SECTOR 2		SECTOR 3		LAP TIME	MPH	DIFF	TIME OF DAY	
1 -	31.179	109.1	54.972	98.9	31.462	103.5	2:00.148 (1)	80.66		14:32:48.272	

MCRCB BULLETIN TK223**2013 MCE British Superbike Championship - Round 3****2013 Monster Energy British Motostar Championship****RACE 6 - BEST SPEEDS**

POS	SECTOR 1			SECTOR 2			FINISH LINE		
	NO	NAME	MPH	NO	NAME	MPH	NO	NAME	MPH
1	95	Tarran MACKENZIE	117.3	66	Joe IRVING	108.7	66	Joe IRVING	114.0
2	17	Tom CARNE	116.9	17	Tom CARNE	108.5	95	Tarran MACKENZIE	113.9
3	66	Joe IRVING	116.9	95	Tarran MACKENZIE	108.2	17	Tom CARNE	113.7
4	2	Paul JORDAN	115.1	40	Joe FRANCIS	106.6	2	Paul JORDAN	111.2
5	22	Stephanie WADDELOW	114.7	2	Paul JORDAN	106.1	40	Joe FRANCIS	110.5
6	40	Joe FRANCIS	114.7	43	Arnie SHELTON	106.0	3	Taz TAYLOR	110.3
7	3	Taz TAYLOR	114.1	10	Peter SUTHERLAND	105.5	10	Peter SUTHERLAND	110.0
8	43	Arnie SHELTON	114.1	22	Stephanie WADDELOW	105.3	22	Stephanie WADDELOW	110.0
9	48	Steve LAWTON	114.1	3	Taz TAYLOR	104.6	43	Arnie SHELTON	109.8
10	64	Asher DURHAM	113.5	64	Asher DURHAM	104.3	42	James HOBSON	109.5
11	80	Callum BEY	113.5	42	James HOBSON	104.2	64	Asher DURHAM	109.3
12	13	Sam BURMAN	113.5	35	Elliot LODGE	103.8	24	Daniel COSTILLA	109.1
13	10	Peter SUTHERLAND	113.3	80	Callum BEY	103.7	35	Elliot LODGE	108.9
14	88	Lewis ROLLO	113.3	36	Jayson URIBE	103.2	80	Callum BEY	108.2
15	42	James HOBSON	113.3	24	Daniel COSTILLA	103.0	48	Steve LAWTON	107.5
16	36	Jayson URIBE	112.7	48	Steve LAWTON	103.0	12	Edward RENDELL	107.0
17	24	Daniel COSTILLA	112.4	86	Bradley HUGHES	102.9	90	Greg GREENWOOD	106.7
18	12	Edward RENDELL	112.2	88	Lewis ROLLO	102.7	36	Jayson URIBE	105.7
19	35	Elliot LODGE	111.8	12	Edward RENDELL	102.2	86	Bradley HUGHES	105.5
20	90	Greg GREENWOOD	111.2	90	Greg GREENWOOD	101.3	88	Lewis ROLLO	105.4
21	86	Bradley HUGHES	110.5	41	Milo WARD	99.7	72	Ricky TARREN	103.5
22	41	Milo WARD	109.4	72	Ricky TARREN	99.2	82	Jon VINCENT	103.5
23	82	Jon VINCENT	109.1	82	Jon VINCENT	98.9	77	Jason VERNON	103.3
24	72	Ricky TARREN	108.2	77	Jason VERNON	98.8	41	Milo WARD	103.0
25	77	Jason VERNON	107.3	65	Josh OWENS	98.6	65	Josh OWENS	102.5
26	65	Josh OWENS	106.6	71	David WALES	94.1	71	David WALES	99.2
27	71	David WALES	104.8				13	Sam BURMAN	36.7
28									

Weather / Track : Sunny / Dry

Oulton Park International
Circuit Length = 2.6920 miles
Start: 14:30 Flag 14:56 End: 14:58Results can be found at www.tsl-timing.com

Printed - 15:02 Monday, 06 May 2013

MCRCB BULLETIN TK224

2013 MCE British Superbike Championship - Round 3

2013 Monster Energy British Motostar Championship

RACE 6 - BEST SECTORS

SECTOR 1			SECTOR 2			SECTOR 3			IDEAL / BEST COMPARISON						
POS	NO	NAME	TIME	NO	NAME	TIME	NO	NAME	TIME	POS	NO	NAME	IDEAL	BEST	DIFF
1	95	MACKENZIE	26.723	40	FRANCIS	50.701	95	MACKENZIE	29.680				PERFECT LAP	1:47.104	
2	17	CARNE	26.771	95	MACKENZIE	50.765	66	IRVING	29.689	1	95	MACKENZIE	1:47.168	1:47.529	0.361
3	40	FRANCIS	26.901	66	IRVING	50.954	40	FRANCIS	29.696	2	40	FRANCIS	1:47.298	1:47.443	0.145
4	66	IRVING	26.957	17	CARNE	51.024	17	CARNE	29.902	3	66	IRVING	1:47.600	1:47.763	0.163
5	43	SHELTON	26.961	2	JORDAN	51.617	43	SHELTON	29.915	4	17	CARNE	1:47.697	1:48.170	0.473
6	10	SUTHERLAND	27.133	43	SHELTON	51.740	10	SUTHERLAND	30.245	5	43	SHELTON	1:48.616	1:48.937	0.321
7	22	WADDELOW	27.408	10	SUTHERLAND	51.973	80	BEY	30.263	6	10	SUTHERLAND	1:49.351	1:49.363	0.012
8	2	JORDAN	27.454	80	BEY	51.983	12	RENDELL	30.341	7	2	JORDAN	1:49.415	1:49.740	0.325
9	12	RENDELL	27.467	12	RENDELL	52.110	2	JORDAN	30.344	8	80	BEY	1:49.858	1:49.858	0.000
10	35	LODGE	27.560	36	URIBE	52.555	64	DURHAM	30.741	9	12	RENDELL	1:49.918	1:50.392	0.474
11	80	BEY	27.612	86	HUGHES	52.767	22	WADDELOW	30.742	10	22	WADDELOW	1:51.269	1:52.002	0.733
12	86	HUGHES	27.741	88	ROLLO	53.077	35	LODGE	30.776	11	36	URIBE	1:51.328	1:51.561	0.233
13	36	URIBE	27.836	22	WADDELOW	53.119	86	HUGHES	30.895	12	86	HUGHES	1:51.403	1:51.699	0.296
14	88	ROLLO	27.861	64	DURHAM	53.173	88	ROLLO	30.920	13	35	LODGE	1:51.602	1:51.785	0.183
15	64	DURHAM	27.915	35	LODGE	53.266	36	URIBE	30.937	14	64	DURHAM	1:51.829	1:52.403	0.574
16	48	LAWTON	28.035	3	TAYLOR	53.960	3	TAYLOR	31.059	15	88	ROLLO	1:51.858	1:52.090	0.232
17	90	GREENWOOD	28.108	42	HOBSON	53.974	42	HOBSON	31.061	16	3	TAYLOR	1:53.282	1:53.816	0.534
18	72	TARREN	28.207	41	WARD	53.982	48	LAWTON	31.226	17	42	HOBSON	1:53.324	1:53.690	0.366
19	3	TAYLOR	28.263	72	TARREN	54.101	90	GREENWOOD	31.307	18	48	LAWTON	1:53.416	1:53.753	0.337
20	42	HOBSON	28.289	48	LAWTON	54.155	82	VINCENT	31.462	19	90	GREENWOOD	1:53.822	1:54.163	0.341
21	41	WARD	28.340	90	GREENWOOD	54.407	72	TARREN	31.622	20	72	TARREN	1:53.930	1:54.272	0.342
22	24	COSTILLA	28.484	24	COSTILLA	54.623	41	WARD	31.693	21	41	WARD	1:54.015	1:54.149	0.134
23	82	VINCENT	28.544	82	VINCENT	54.972	65	OWENS	31.761	22	24	COSTILLA	1:54.941	1:55.065	0.124
24	65	OWENS	28.776	65	OWENS	55.095	24	COSTILLA	31.834	23	82	VINCENT	1:54.978	2:00.148	5.170
25	77	VERNON	29.071	77	VERNON	55.639	77	VERNON	32.018	24	65	OWENS	1:55.632	1:55.711	0.079
26	71	WALES	30.813	71	WALES	58.629	71	WALES	33.867	25	77	VERNON	1:56.728	1:56.728	0.000
27	13	BURMAN	31.516							26	71	WALES	2:03.309	2:03.823	0.514
28															

Weather / Track : Sunny / Dry

Results can be found at www.tsl-timing.com

Oulton Park International
 Circuit Length = 2.6920 miles
 Start: 14:30 Flag 14:56 End: 14:58

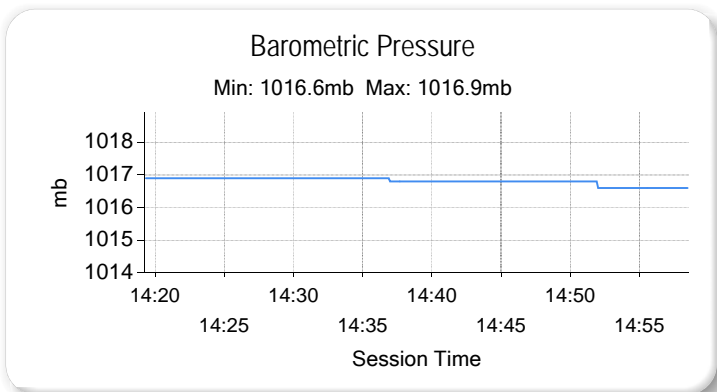
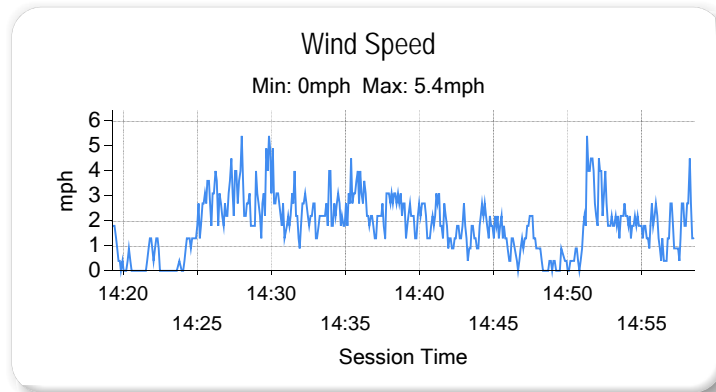
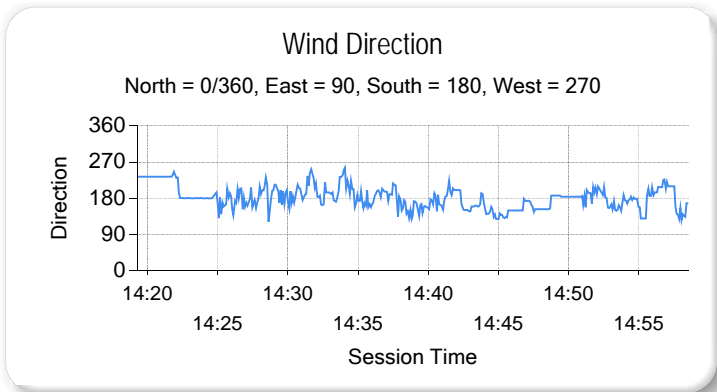
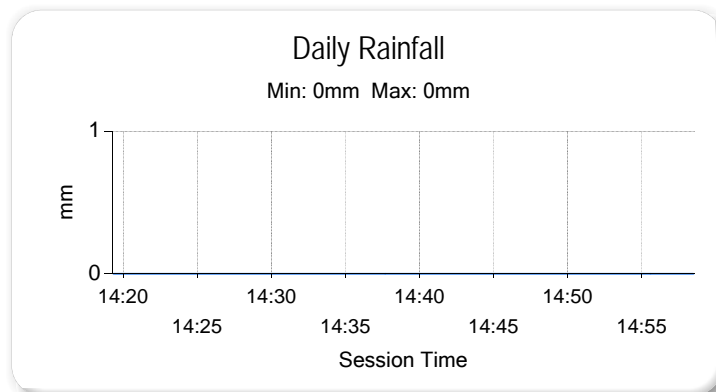
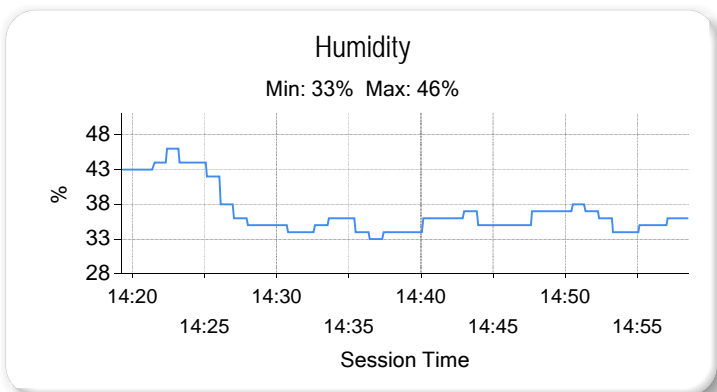
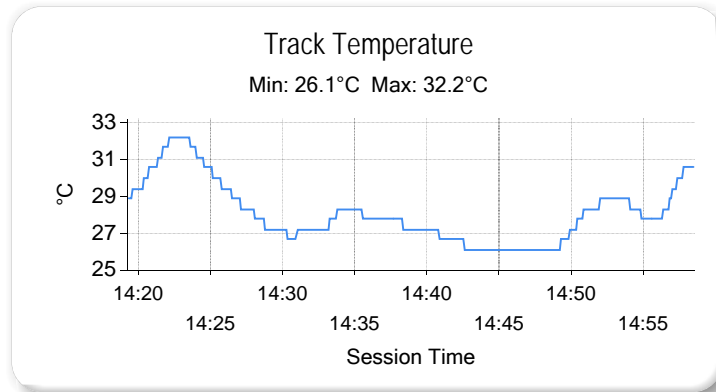
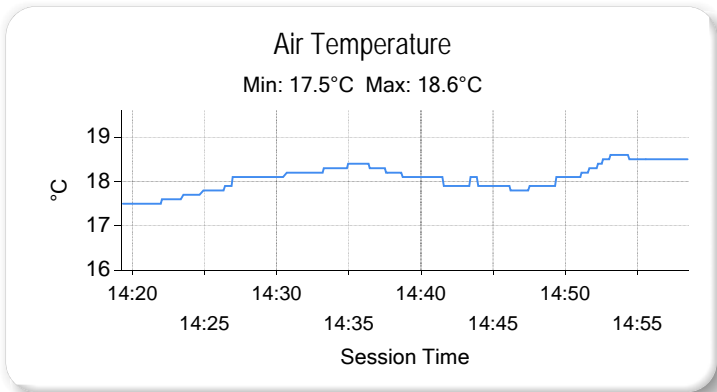
Printed - 15:03 Monday, 06 May 2013

MCRCB BULLETIN TK225

2013 MCE British Superbike Championship - Round 3

2013 Monster Energy British Motostar Championship

RACE 6 - WEATHER CONDITIONS



Weather / Track : Sunny / Dry

Results can be found at www.tsl-timing.com

Oulton Park International
Circuit Length = 2.6920 miles
Start: 14:30 Flag 14:56 End: 14:58

Printed - 15:03 Monday, 06 May 2013

MCRCB BULLETIN TK226

2013 Monster Energy British Motostar Championship MOTO 3 POINTS AFTER ROUND 3

	TOTAL	GAP	DIFF	7th April Brands Hatch - Indy	14th April Thruxton	6th May Oulton Park	16th June Knockhill	7th July Snetterton	21st July Brands Hatch - GP	11th August Oulton Park	26th August Cadwell Park	8th September Donington Park	22nd September Assen	6th October Silverstone	20th October Brands Hatch - GP
Tarran MACKENZIE	70			25	25	20									
Joe FRANCIS	65	5		20	20	25									
Joe IRVING	32	38	33	16		16									
James HOBSON	29	41	3		16	13									
Sam BURMAN	24	46	5	11	13										
Olly SIMPSON	13	57	11	13											
Justin WARING	11	59	2		11										

MCRCB BULLETIN TK227

2013 Monster Energy British Motostar Championship

125GP POINTS AFTER ROUND 3

	TOTAL	GAP	DIFF	7th April Brands Hatch - Indy	14th April Thruxton	6th May Oulton Park	16th June Knockhill	7th July Snetterton	21st July Brands Hatch - GP	11th August Oulton Park	26th August Cadwell Park	8th September Donington Park	22nd September Assen	6th October Silverstone	20th October Brands Hatch - GP
Tom CARNE	70			25	20	25									
Arnie SHELTON	46	24		13	13	20									
Peter SUTHERLAND	41	29	5		25	16									
Jordan WEAVING	36	34	5	20	16										
Callum BEY	29	41	7	10	8	11									
Edward RENDELL	26	44	3	16		10									
Catherine GREEN	22	48	4	11	11										
Paul JORDAN	22	48	0	9		13									
Elliott LODGE	19	51	3		10	9									
Stephanie WADDELOW	17	53	2		9	8									
Milo WARD	13	57	4	7	6										
Taz TAYLOR	13	57	0	6	4	3									
Asher DURHAM	12	58	1	4	3	5									
Jayson URIBE	11	59	1	3	2	6									
Adam McLEAN	8	62	3	8											
Jake BAYFORD	7	63	1		7										
Lewis ROLLO	7	63	0			7									
Daniel COSTILLA	6	64	1	5	1										
Ricky TARREN	6	64	0		5	1									
Bradley HUGHES	4	66	2			4									
Steve LAWTON	2	68	2			2									