



MOTOSTAR

Round 8
Cadwell Park

24th – 26th August 2013



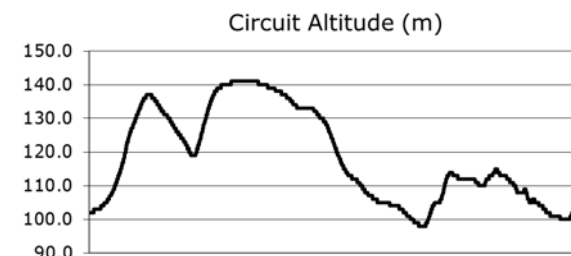
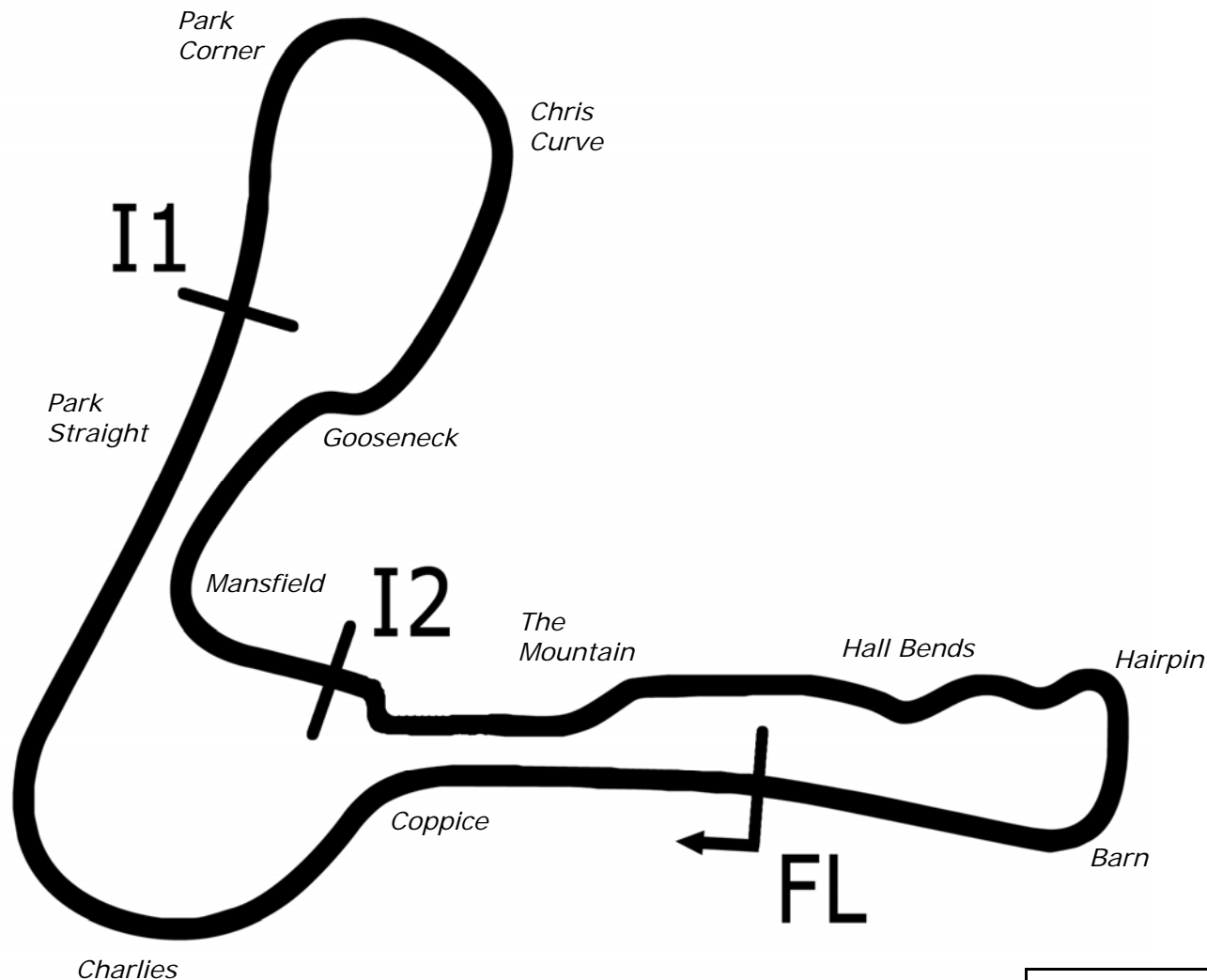
Results Provided by Timing Solutions Ltd
www.tsl-timing.com

Cadwell Park



SPORTS TIMING

TIMING SOLUTIONS LTD



Length	2.1800 miles	3508.4 m	
FL		53.31024 N	0.05940 W
I1	1190m	53.30746 N	0.06718 W
I2	2330m	53.30708 N	0.06270 W
Pit Entry	3472m	53.31103 N	0.05889 W
Pit Exit	0m after FL	53.31030 N	0.05940 W
Pit Entry-Pit Exit 92m, 5.5s @60kph, 4.1s @80kph			

Lap Records		Best Sector Information					
		Sector 1	S1 Trap (mph)	Sector 2	S2 Trap (mph)	Sector 3	F/L Trap (mph)
Superbikes	1:26.654	21.516	165.7	27.603	NONE	36.067	157.9
Supersport	1:29.139	22.474	152.5	28.164	NONE	37.137	140.4
Superstock 1000	1:29.956	22.267	159.4	28.887	NONE	37.664	152.9
Superstock 600	1:31.939	23.065	147.8	29.189	NONE	38.544	136.1
125GP	1:32.945	24.396	126.1	28.946	NONE	38.893	115.5
F1 Sidecar							
Triumph TC	1:33.509	24.149	144.9	29.803	NONE	39.182	138.7
Ducati 848	1:32.623	24.008	146.8	29.517	NONE	38.840	141.6

All results available at www.tsl-timing.com

FREE PRACTICE 1 - CLASSIFICATION



POS	NO	CL	PIC NAME	ENTRY	TIME	ON	LAPS	GAP	DIFF	MPH
1	12		1 Edward RENDELL	Honda - Banks Racing	1:47.557	9	9			72.96
2	10		2 Peter SUTHERLAND	Aprilia - Kinpac Racing / Floorcoat UK	1:49.701	10	11	2.144	2.144	71.54
3	17		3 Tom CARNE	Honda - TC Racing / SP125 racing	1:51.195	8	8	3.638	1.494	70.57
4	40	M3	1 Joe FRANCIS	Honda - Team WD40	1:51.306	9	9	3.749	0.111	70.50
5	66	M3	2 Joe IRVING	KTM - RS Racing / The Toad and Tatle Pub	1:52.404	4	8	4.847	1.098	69.82
6	3		4 Taz TAYLOR	Luyten Honda - FPW Racing	1:52.985	10	10	5.428	0.581	69.46
7	22		5 Stephanie WADDELOW	Honda - SP125 / Flossy Racing	1:53.662	9	9	6.105	0.677	69.04
8	90		6 Greg GREENWOOD	Luyten Honda - FPW Racing	1:55.627	8	9	8.070	1.965	67.87
9	13	M3	3 Sam BURMAN	Honda - WNT / Burman Racing	1:57.081	10	10	9.524	1.454	67.03
10	24		7 Daniel COSTILLA	Honda - Repli-Cast UK	1:57.408	10	10	9.851	0.327	66.84
11	65		8 Josh OWENS	Honda - JPL / George Roberts	1:57.525	5	5	9.968	0.117	66.77

QUALIFYING LAPTIME (110.0% of 1:47.557) = 1:58.312

12	42	M3	4 James HOBSON	Honda - Two 4 Motorsport	1:58.472	9	10	10.915	0.947	66.24
13	36		9 Jayson URIBE	Honda - Rock and Sons Racing	1:59.984	6	9	12.427	1.512	65.40
14	43		10 Arnie SHELTON	Honda - e3 motorsport	2:00.879	1	1	13.322	0.895	64.92
15	41		11 Milo WARD	Luyten Honda - FPW Racing	2:00.937	6	6	13.380	0.058	64.89
16	35		12 Elliot LODGE	Honda - SP125 / SpikeRacing	2:01.132	2	7	13.575	0.195	64.78
17	67		13 Andy REID	Honda - RS Racing	2:01.520	1	1	13.963	0.388	64.58
18	44		14 Jake BAYFORD	Honda - j4ke.com	2:01.711	8	8	14.154	0.191	64.48
19	2	M3	5 Tom BOOTH-AMOS	BMS PreM3 - FAB Racing	2:03.233	3	4	15.676	1.522	63.68
20	79	M3	6 Chris TAYLOR	Honda - Elevator Bridle & Saddle Co / Coventry Ducati	2:04.380	5	7	16.823	1.147	63.09
21	77		15 Jason VERNON	Honda - SGR Racing	2:11.455	1	2	23.898	7.075	59.70

Weather / Track : Rain / Wet

These results are provisional until the conclusion of any judicial and technical matters.

Cadwell Park

Circuit Length = 2.1800 miles

Start: 09:01 Flag 09:21 End: 09:23

Race Director :	Stewards :	Timekeeper :
-----------------	------------	--------------

Results can be found at www.britishsuperbike.com

Printed - 09:25 Saturday, 24 August 2013

MCRCB BULLETIN TK003

2013 MCE British Superbike Championship - Round 8

2013 Monster Energy British Motostar Championship

FREE PRACTICE 1 - SECTOR ANALYSIS

SECTOR 1 = FL to I1, SECTOR 2 = I1 to I2, SECTOR 3 = I2 to FL, DIFF = Difference To Personal Best Lap

P1	12	Edward RENDELL			Honda - Banks Racing				
LAP	SECTOR 1		SECTOR 2	SECTOR 3		LAP TIME	MPH	DIFF	TIME OF DAY
1 -	31.092	107.8	36.972	47.973	100.7	1:56.037	67.63	8.480	09:04:25.103
2 -	30.258	105.6	35.986	3:56.125	100.0	5:02.369	25.95	3:14.812	09:09:27.472
3 -	29.952	110.5	35.740	47.672	102.9	1:53.364	69.22	5.807	09:11:20.836
4 -	28.910	112.7	35.738	46.854	102.9	1:51.502	70.38	3.945	09:13:12.338
5 -	28.645	111.6	34.858	45.982	103.0	1:49.485 (2)	71.68	1.928	09:15:01.823
6 -	28.791	111.1	34.531	46.251	103.2	1:49.573 (3)	71.62	2.016	09:16:51.396
7 -	28.555	112.2	35.359	46.115	103.2	1:50.029	71.32	2.472	09:18:41.425
8 -	28.550	113.5	35.612	45.436	103.5	1:49.598	71.60	2.041	09:20:31.023
9 -	28.236	112.2	33.991	45.330	103.4	1:47.557 (1)	72.96		09:22:18.580

P2	10	Peter SUTHERLAND			Aprilia - Kinpac Racing / Floorcoat UK				
LAP	SECTOR 1		SECTOR 2	SECTOR 3		LAP TIME	MPH	DIFF	TIME OF DAY
1 -	33.554	103.5	39.441	51.546	98.2	2:04.541	63.01	14.840	09:04:39.418
2 -	31.233	106.8	38.648	50.653	102.1	2:00.534	65.11	10.833	09:06:39.952
3 -	31.836	110.5	38.883	49.851	103.0	2:00.570	65.09	10.869	09:08:40.522
4 -	29.551	112.9	36.407	48.105	104.0	1:54.063	68.80	4.362	09:10:34.585
5 -	29.386	113.5	35.720	47.662	104.8	1:52.768	69.59	3.067	09:12:27.353
6 -	28.855	113.7	35.317	46.724	105.3	1:50.896	70.76	1.195	09:14:18.249
7 -	28.742	112.9	34.993	46.496	105.6	1:50.231	71.19	0.530	09:16:08.480
8 -	28.683	114.5	38.419	47.381	104.3	1:54.483	68.55	4.782	09:18:02.963
9 -	28.437	113.7	34.657	46.616	104.6	1:49.710 (2)	71.53	0.009	09:19:52.673
10 -	28.633	113.7	34.927	46.141	105.5	1:49.701 (1)	71.54		09:21:42.374
11 -	29.337	113.3	34.586	46.136	104.5	1:50.059 (3)	71.30	0.358	09:23:32.433

P3	17	Tom CARNE			Honda - TC Racing / SP125 racing				
LAP	SECTOR 1		SECTOR 2	SECTOR 3		LAP TIME	MPH	DIFF	TIME OF DAY
1 -	36.374	105.5	43.669	2:49.845	101.9	4:09.888	31.40	2:18.693	09:07:29.914
2 -	33.833	109.8	41.113	53.492	104.0	2:08.438	61.10	17.243	09:09:38.352
3 -	31.778	112.2	38.751	51.883	105.1	2:02.412	64.11	11.217	09:11:40.764
4 -	29.811	114.3	36.340	48.088	106.0	1:54.239	68.69	3.044	09:13:35.003
5 -	29.025	114.5	36.869	47.804	105.5	1:53.698	69.02	2.503	09:15:28.701
6 -	28.858	114.7	34.973	47.617	105.8	1:51.448 (3)	70.41	0.253	09:17:20.149
7 -	29.478	114.1	35.536	46.364	106.3	1:51.378 (2)	70.46	0.183	09:19:11.527
8 -	28.289	115.1	35.078	47.828	106.3	1:51.195 (1)	70.57		09:21:02.722

P4	40 M3	Joe FRANCIS			Honda - Team WD40				
LAP	SECTOR 1		SECTOR 2	SECTOR 3		LAP TIME	MPH	DIFF	TIME OF DAY
1 -	32.214	103.2	39.078	50.393	102.1	2:01.685	64.49	10.379	09:07:48.314
2 -	30.502	109.4	37.065	48.855	104.0	1:56.422	67.41	5.116	09:09:44.736
3 -	29.867	111.2	36.346	49.046	104.0	1:55.259	68.09	3.953	09:11:39.995
4 -	29.646	111.4	35.903	47.827	105.3	1:53.376	69.22	2.070	09:13:33.371
5 -	29.340	112.5	35.734	47.616	106.1	1:52.690	69.64	1.384	09:15:26.061
6 -	29.315	111.8	35.614	47.716	104.2	1:52.645	69.67	1.339	09:17:18.706
7 -	29.003	112.7	35.320	47.191	105.6	1:51.514 (2)	70.37	0.208	09:19:10.220
8 -	29.319	109.2	35.319	47.532	102.6	1:52.170 (3)	69.96	0.864	09:21:02.390
9 -	29.363	112.0	34.959	46.984	103.5	1:51.306 (1)	70.50		09:22:53.696

P5	66 M3	Joe IRVING			KTM - RS Racing / The Toad and Tatle Pub				
LAP	SECTOR 1		SECTOR 2	SECTOR 3		LAP TIME	MPH	DIFF	TIME OF DAY
1 -	31.436	116.1	38.692	50.804	105.6	2:00.932	64.89	8.528	09:07:13.882
2 -	29.047	118.7	37.725	48.233	106.5	1:55.005	68.24	2.601	09:09:08.887
3 -	29.520	116.7	36.492	47.616	107.8	1:53.628 (3)	69.06	1.224	09:11:02.515
4 -	29.046	117.9	36.057	47.301	108.2	1:52.404 (1)	69.82		09:12:54.919
5 -	29.432	117.5	36.158	2:45.594	109.1	3:51.184	33.94	1:58.780	09:16:46.103
6 -	29.648	117.9	35.962	48.851	108.2	1:54.461	68.56	2.057	09:18:40.564
7 -	29.134	117.7	37.037	48.825	107.7	1:54.996	68.24	2.592	09:20:35.560
8 -	29.999	117.1	35.888	46.774	108.4	1:52.661 (2)	69.66	0.257	09:22:28.221

Weather / Track : Rain / Wet

Cadwell Park
Circuit Length = 2.1800 miles
Start: 09:01 Flag 09:21 End: 09:23

MCRCB BULLETIN TK003

2013 MCE British Superbike Championship - Round 8

2013 Monster Energy British Motostar Championship

FREE PRACTICE 1 - SECTOR ANALYSIS

SECTOR 1 = FL to I1, SECTOR 2 = I1 to I2, SECTOR 3 = I2 to FL, DIFF = Difference To Personal Best Lap

P6		3		Taz TAYLOR		Luyten Honda - FPW Racing				
LAP	SECTOR 1		SECTOR 2	SECTOR 3		LAP TIME	MPH	DIFF	TIME OF DAY	
1 -	36.842	99.4	43.609	56.032	98.6	2:16.483	57.50	23.498	09:05:01.667	
2 -	32.881	104.6	42.347	52.440	98.5	2:07.668	61.47	14.683	09:07:09.335	
3 -	32.852	105.5	40.861	52.349	99.4	2:06.062	62.25	13.077	09:09:15.397	
4 -	32.078	103.5	38.950	51.963	100.7	2:02.991	63.81	10.006	09:11:18.388	
5 -	31.190	104.6	37.908	51.968	100.4	2:01.066	64.82	8.081	09:13:19.454	
6 -	31.166	105.0	38.771	50.303	101.0	2:00.240	65.27	7.255	09:15:19.694	
7 -	31.410	103.0	37.256	48.397	97.9	1:57.063	67.04	4.078	09:17:16.757	
8 -	30.174	106.8	36.529	48.162	101.0	1:54.865 (3)	68.32	1.880	09:19:11.622	
9 -	29.630	107.7	36.376	47.506	100.4	1:53.512 (2)	69.13	0.527	09:21:05.134	
10 -	29.608	106.3	36.175	47.202	100.7	1:52.985 (1)	69.46		09:22:58.119	

P7		22		Stephanie WADDELOW		Honda - SP125 / Flossy Racing				
LAP	SECTOR 1		SECTOR 2	SECTOR 3		LAP TIME	MPH	DIFF	TIME OF DAY	
1 -	36.153	103.5	46.700	1:55.950	97.6	3:18.803	39.47	1:25.141	09:05:59.928	
2 -	33.543	103.2	41.445	52.359	100.3	2:07.347	61.62	13.685	09:08:07.275	
3 -	32.034	109.1	40.004	51.936	100.3	2:03.974	63.30	10.312	09:10:11.249	
4 -	31.403	110.9	38.526	49.794	101.8	1:59.723	65.55	6.061	09:12:10.972	
5 -	31.138	110.9	37.771	49.211	101.8	1:58.120	66.44	4.458	09:14:09.092	
6 -	30.957	110.7	37.497	48.748	103.0	1:57.202	66.96	3.540	09:16:06.294	
7 -	30.034	111.1	38.359	48.792	102.7	1:57.185 (3)	66.97	3.523	09:18:03.479	
8 -	29.945	110.9	36.381	47.451	103.7	1:53.777 (2)	68.97	0.115	09:19:57.256	
9 -	30.331	110.9	36.114	47.217	103.7	1:53.662 (1)	69.04		09:21:50.918	

P8		90		Greg GREENWOOD		Luyten Honda - FPW Racing				
LAP	SECTOR 1		SECTOR 2	SECTOR 3		LAP TIME	MPH	DIFF	TIME OF DAY	
1 -	46.254	56.7	50.239	1:02.418	82.2	2:38.911	49.38	43.284	09:05:20.105	
2 -	37.808	79.7	45.372	58.015	90.6	2:21.195	55.58	25.568	09:07:41.300	
3 -	33.267	94.9	46.075	IN PIT		2:50.919 P	45.91	55.292	09:10:32.219	
4 -	OUTLAP	100.0	42.464	52.247	101.2	2:12.150	59.38	16.523	09:12:44.369	
5 -	30.308	112.0	38.426	50.741	103.2	1:59.475	65.68	3.848	09:14:43.844	
6 -	31.874	111.2	37.761	50.549	103.5	2:00.184	65.30	4.557	09:16:44.028	
7 -	29.831	111.8	37.028	49.759	101.8	1:56.618 (2)	67.29	0.991	09:18:40.646	
8 -	29.868	113.1	37.172	48.587	103.8	1:55.627 (1)	67.87		09:20:36.273	
9 -	29.777	113.3	38.275	49.182	103.2	1:57.234 (3)	66.94	1.607	09:22:33.507	

P9		13 M3		Sam BURMAN		Honda - WNT / Burman Racing				
LAP	SECTOR 1		SECTOR 2	SECTOR 3		LAP TIME	MPH	DIFF	TIME OF DAY	
1 -	32.517	111.6	42.238	53.452	104.0	2:08.207	61.21	11.126	09:04:36.791	
2 -	31.582	112.0	40.338	50.915	104.3	2:02.835	63.89	5.754	09:06:39.626	
3 -	31.772	112.9	38.718	51.106	104.6	2:01.596	64.54	4.515	09:08:41.222	
4 -	30.646	114.3	38.332	49.281	105.1	1:58.259	66.36	1.178	09:10:39.481	
5 -	30.561	111.2	40.123	49.413	105.5	2:00.097	65.34	3.016	09:12:39.578	
6 -	30.417	114.3	37.997	49.094	105.1	1:57.508 (2)	66.78	0.427	09:14:37.086	
7 -	31.007	112.9	40.050	50.272	105.1	2:01.329	64.68	4.248	09:16:38.415	
8 -	30.697	113.5	38.490	49.651	104.8	1:58.838	66.04	1.757	09:18:37.253	
9 -	30.712	113.7	38.548	48.686	105.8	1:57.946 (3)	66.53	0.865	09:20:35.199	
10 -	30.333	114.7	37.947	48.801	106.1	1:57.081 (1)	67.03		09:22:32.280	

P10		24		Daniel COSTILLA		Honda - Repli-Cast UK				
LAP	SECTOR 1		SECTOR 2	SECTOR 3		LAP TIME	MPH	DIFF	TIME OF DAY	
1 -	37.634	97.6	44.445	57.518	104.8	2:19.597	56.21	22.189	09:04:54.918	
2 -	32.480	107.0	40.882	56.519	105.1	2:09.881	60.42	12.473	09:07:04.799	
3 -	31.228	111.2	38.888	54.857	106.0	2:04.973	62.79	7.565	09:09:09.772	
4 -	30.567	113.3	39.573	53.256	105.0	2:03.396	63.60	5.988	09:11:13.168	
5 -	30.618	113.3	38.348	56.861	103.2	2:05.827	62.37	8.419	09:13:18.995	
6 -	30.956	114.7	38.396	54.198	106.3	2:03.550	63.52	6.142	09:15:22.545	
7 -	30.167	112.7	38.144	52.177	106.3	2:00.488	65.13	3.080	09:17:23.033	
8 -	30.342	113.7	37.047	52.042	107.3	1:59.431 (3)	65.71	2.023	09:19:22.464	

Cadwell Park
Circuit Length = 2.1800 miles
Start: 09:01 Flag 09:21 End: 09:23

Weather / Track : Rain / Wet

MCRCB BULLETIN TK003

2013 MCE British Superbike Championship - Round 8

2013 Monster Energy British Motostar Championship

FREE PRACTICE 1 - SECTOR ANALYSIS

SECTOR 1 = FL to I1, SECTOR 2 = I1 to I2, SECTOR 3 = I2 to FL, DIFF = Difference To Personal Best Lap

9 -	30.021	113.5	37.536	51.126	106.5	1:58.683 (2)	66.12	1.275	09:21:21.147
10 -	29.643	114.3	37.151	50.614	106.0	1:57.408 (1)	66.84		09:23:18.555

P11 65		Josh OWENS		Honda - JPL / George Roberts						
LAP	SECTOR 1		SECTOR 2		SECTOR 3		LAP TIME	MPH	DIFF	TIME OF DAY
1 -	32.404	105.5	38.210	53.018	101.5	2:03.632 (3)	63.47	6.107	09:13:44.477	
2 -	32.925	105.1	38.205	IN PIT		3:50.117 P	34.10	1:52.592	09:17:34.594	
3 -	OUTLAP	108.4	38.669	51.576	100.1	2:08.565	61.04	11.040	09:19:43.159	
4 -	31.449	106.3	36.623	50.522	101.5	1:58.594 (2)	66.17	1.069	09:21:41.753	
5 -	31.522	108.5	36.208	49.795	101.8	1:57.525 (1)	66.77		09:23:39.278	

P12 42 M3		James HOBSON		Honda - Two 4 Motorsport						
LAP	SECTOR 1		SECTOR 2		SECTOR 3		LAP TIME	MPH	DIFF	TIME OF DAY
1 -	35.706	106.0	44.128	57.153	102.2	2:16.987	57.29	18.515	09:04:58.678	
2 -	33.991	108.5	41.242	54.602	102.7	2:09.835	60.44	11.363	09:07:08.513	
3 -	32.899	109.1	39.740	53.293	102.4	2:05.932	62.31	7.460	09:09:14.445	
4 -	31.531	110.1	39.040	52.441	102.6	2:03.012	63.79	4.540	09:11:17.457	
5 -	30.920	110.1	37.717	52.656	103.0	2:01.293	64.70	2.821	09:13:18.750	
6 -	30.645	110.1	37.757	51.635	101.9	2:00.037	65.38	1.565	09:15:18.787	
7 -	31.073	109.2	37.717	51.084	103.2	1:59.874	65.46	1.402	09:17:18.661	
8 -	30.675	110.3	37.633	51.364	103.0	1:59.672 (3)	65.57	1.200	09:19:18.333	
9 -	30.723	109.6	37.369	50.380	102.7	1:58.472 (1)	66.24		09:21:16.805	
10 -	30.334	109.2	37.369	50.872	102.4	1:58.575 (2)	66.18	0.103	09:23:15.380	

P13 36		Jayson URIBE		Honda - Rock and Sons Racing						
LAP	SECTOR 1		SECTOR 2		SECTOR 3		LAP TIME	MPH	DIFF	TIME OF DAY
1 -	35.837	105.3	44.280	57.321	98.5	2:17.438	57.10	17.454	09:04:56.803	
2 -	34.725	103.2	42.613	53.983	96.9	2:11.321	59.76	11.337	09:07:08.124	
3 -	33.076	104.3	41.462	52.105	98.9	2:06.643	61.97	6.659	09:09:14.767	
4 -	31.991	105.6	39.098	52.041	98.8	2:03.130	63.73	3.146	09:11:17.897	
5 -	31.153	105.0	38.635	51.847	100.4	2:01.635 (3)	64.52	1.651	09:13:19.532	
6 -	31.225	107.2	38.309	50.450	99.4	1:59.984 (1)	65.40		09:15:19.516	
7 -	30.838	106.3	37.676	51.536	98.9	2:00.050 (2)	65.37	0.066	09:17:19.566	
8 -	30.457	107.3	37.311	IN PIT		2:29.091 P	52.63	29.107	09:19:48.657	
9 -	OUTLAP	105.0	37.510	49.429	99.8	2:07.818	61.40	7.834	09:21:56.475	

P14 43		Arnie SHELTON		Honda - e3 motorsport						
LAP	SECTOR 1		SECTOR 2		SECTOR 3		LAP TIME	MPH	DIFF	TIME OF DAY
1 -	31.845	109.1	38.744	50.290	103.5	2:00.879 (1)	64.92		09:04:33.583	

P15 41		Milo WARD		Luyten Honda - FPW Racing						
LAP	SECTOR 1		SECTOR 2		SECTOR 3		LAP TIME	MPH	DIFF	TIME OF DAY
1 -	37.635	104.2	45.653	59.094	100.6	2:22.382	55.11	21.445	09:04:57.022	
2 -	36.462	94.3	45.303	IN PIT		8:40.496 P	15.07	6:39.559	09:13:37.518	
3 -	OUTLAP	104.8	44.249	56.635	100.6	2:22.814	54.95	21.877	09:16:00.332	
4 -	33.719	107.2	42.095	53.201	102.1	2:09.015 (3)	60.83	8.078	09:18:09.347	
5 -	32.017	111.1	39.116	52.203	101.9	2:03.336 (2)	63.63	2.399	09:20:12.683	
6 -	31.140	111.4	38.087	51.710	101.8	2:00.937 (1)	64.89		09:22:13.620	

P16 35		Elliot LODGE		Honda - SP125 / SpikeRacing						
LAP	SECTOR 1		SECTOR 2		SECTOR 3		LAP TIME	MPH	DIFF	TIME OF DAY
1 -	34.323	107.5	44.224	54.115	99.1	2:12.662	59.15	11.530	09:04:52.281	
2 -	32.046	106.8	38.990	50.096	99.5	2:01.132 (1)	64.78		09:06:53.413	
3 -	31.407	107.3	38.423	6:40.415	99.1	7:50.245	16.68	5:49.113	09:14:43.658	
4 -	32.043	106.6	38.706	51.329	100.3	2:02.078 (3)	64.28	0.946	09:16:45.736	
5 -	31.137	108.5	39.070	52.175	100.7	2:02.382	64.12	1.250	09:18:48.118	
6 -	31.615	107.3	38.785	51.725	100.0	2:02.125	64.26	0.993	09:20:50.243	
7 -	31.492	108.5	39.250	50.722	101.8	2:01.464 (2)	64.61	0.332	09:22:51.707	

Weather / Track : Rain / Wet

Cadwell Park
Circuit Length = 2.1800 miles
Start: 09:01 Flag 09:21 End: 09:23

MCRCB BULLETIN TK003

2013 MCE British Superbike Championship - Round 8

2013 Monster Energy British Motostar Championship

FREE PRACTICE 1 - SECTOR ANALYSIS

SECTOR 1 = FL to I1, SECTOR 2 = I1 to I2, SECTOR 3 = I2 to FL, DIFF = Difference To Personal Best Lap

P17 67		Andy REID		Honda - RS Racing					
LAP	SECTOR 1		SECTOR 2	SECTOR 3		LAP TIME	MPH	DIFF	TIME OF DAY
1 -	31.310	115.3	38.770	51.440	106.5	2:01.520 (1)	64.58		09:07:13.992

P18 44		Jake BAYFORD		Honda - j4ke.com					
LAP	SECTOR 1		SECTOR 2	SECTOR 3		LAP TIME	MPH	DIFF	TIME OF DAY
1 -	36.150	96.4	44.077	57.404	98.9	2:17.631	57.02	15.920	09:04:55.951
2 -	36.558	88.7	43.703	4:00.363	78.3	5:20.624	24.47	3:18.913	09:10:16.575
3 -	35.805	104.0	42.535	54.232	99.7	2:12.572	59.19	10.861	09:12:29.147
4 -	32.886	105.6	41.039	53.733	100.4	2:07.658	61.47	5.947	09:14:36.805
5 -	32.538	105.6	41.011	53.601	98.3	2:07.150	61.72	5.439	09:16:43.955
6 -	32.259	105.8	39.315	51.840	101.2	2:03.414 (3)	63.59	1.703	09:18:47.369
7 -	31.243	107.5	39.376	51.587	99.8	2:02.206 (2)	64.21	0.495	09:20:49.575
8 -	31.533	106.6	39.183	50.995	99.1	2:01.711 (1)	64.48		09:22:51.286

P19 2 M3		Tom BOOTH-AMOS		BMS PreM3 - FAB Racing					
LAP	SECTOR 1		SECTOR 2	SECTOR 3		LAP TIME	MPH	DIFF	TIME OF DAY
1 -	38.025	67.3	43.700	54.009	93.3	2:15.734	57.81	12.501	09:06:37.561
2 -	34.667	98.8	40.479	50.868	94.7	2:06.014 (3)	62.27	2.781	09:08:43.575
3 -	33.554	98.6	39.395	50.284	95.3	2:03.233 (1)	63.68		09:10:46.808
4 -	33.283	99.4	39.917	50.097	96.2	2:03.297 (2)	63.65	0.064	09:12:50.105

P20 79 M3		Chris TAYLOR		Honda - Elevator Bridle & Saddle Co / Coventry Ducati					
LAP	SECTOR 1		SECTOR 2	SECTOR 3		LAP TIME	MPH	DIFF	TIME OF DAY
1 -						2:18.452	56.68	14.072	09:04:57.693
2 -						2:12.045	59.43	7.665	09:07:09.738
3 -						2:07.241	61.67	2.861	09:09:16.979
4 -						2:04.553 (2)	63.00	0.173	09:11:21.532
5 -						2:04.380 (1)	63.09		09:13:25.912
6 -						2:08.126	61.25	3.746	09:15:34.038
7 -						2:05.646 (3)	62.46	1.266	09:17:39.684

P21 77		Jason VERNON		Honda - SGR Racing					
LAP	SECTOR 1		SECTOR 2	SECTOR 3		LAP TIME	MPH	DIFF	TIME OF DAY
1 -	36.578	84.2	40.389	54.488	96.8	2:11.455 (1)	59.70		09:08:03.021
2 -	34.698	79.9	40.896	6:35.813	68.7	7:51.407 (2)	16.64	5:39.952	09:15:54.428

MCRCB BULLETIN TK004**2013 MCE British Superbike Championship - Round 8****2013 Monster Energy British Motostar Championship****FREE PRACTICE 1 - BEST SPEEDS**

POS	SECTOR 1			SECTOR 2			FINISH LINE		
	NO	NAME	MPH	NO	NAME	MPH	NO	NAME	MPH
1	66	Joe IRVING	118.7				66	Joe IRVING	109.1
2	67	Andy REID	115.3				24	Daniel COSTILLA	107.3
3	17	Tom CARNE	115.1				67	Andy REID	106.5
4	13	Sam BURMAN	114.7				17	Tom CARNE	106.3
5	24	Daniel COSTILLA	114.7				13	Sam BURMAN	106.1
6	10	Peter SUTHERLAND	114.5				40	Joe FRANCIS	106.1
7	12	Edward RENDELL	113.5				10	Peter SUTHERLAND	105.6
8	90	Greg GREENWOOD	113.3				90	Greg GREENWOOD	103.8
9	40	Joe FRANCIS	112.7				22	Stephanie WADDELOW	103.7
10	43	Arnie SHELTON	112.0				12	Edward RENDELL	103.5
11	41	Milo WARD	111.4				43	Arnie SHELTON	103.5
12	22	Stephanie WADDELOW	111.1				42	James HOBSON	103.2
13	42	James HOBSON	110.3				41	Milo WARD	102.1
14	35	Elliot LODGE	108.5				35	Elliot LODGE	101.8
15	65	Josh OWENS	108.5				65	Josh OWENS	101.8
16	3	Taz TAYLOR	107.7				44	Jake BAYFORD	101.2
17	44	Jake BAYFORD	107.5				3	Taz TAYLOR	101.0
18	36	Jayson URIBE	107.3				36	Jayson URIBE	100.4
19	2	Tom BOOTH-AMOS	99.4				77	Jason VERNON	96.8
20	77	Jason VERNON	86.1				2	Tom BOOTH-AMOS	96.2

Weather / Track : Rain / Wet

Results can be found at www.tsl-timing.comCadwell Park
Circuit Length = 2.1800 miles
Start: 09:01 Flag 09:21 End: 09:23
Printed - 09:27 Saturday, 24 August 2013

MCRCB BULLETIN TK005

2013 MCE British Superbike Championship - Round 8

2013 Monster Energy British Motostar Championship

FREE PRACTICE 1 - BEST SECTORS

SECTOR 1			SECTOR 2			SECTOR 3			IDEAL / BEST COMPARISON						
POS	NO	NAME	TIME	NO	NAME	TIME	NO	NAME	TIME	POS	NO	NAME	IDEAL	BEST	DIFF
1	12	RENDELL	28.236	12	RENDELL	33.991	12	RENDELL	45.330				PERFECT LAP	1:47.557	
2	17	CARNE	28.289	10	SUTHERLAND	34.586	10	SUTHERLAND	46.136	1	12	RENDELL	1:47.557	1:47.557	0.000
3	10	SUTHERLAND	28.437	40	FRANCIS	34.959	17	CARNE	46.364	2	10	SUTHERLAND	1:49.159	1:49.701	0.542
4	40	FRANCIS	29.003	17	CARNE	34.973	66	IRVING	46.774	3	17	CARNE	1:49.626	1:51.195	1.569
5	66	IRVING	29.046	66	IRVING	35.888	40	FRANCIS	46.984	4	40	FRANCIS	1:50.946	1:51.306	0.360
6	67	REID	29.237	22	WADDELOW	36.114	3	TAYLOR	47.202	5	66	IRVING	1:51.708	1:52.404	0.696
7	3	TAYLOR	29.608	3	TAYLOR	36.175	22	WADDELOW	47.217	6	3	TAYLOR	1:52.985	1:52.985	0.000
8	24	COSTILLA	29.643	65	OWENS	36.208	90	GREENWOOD	48.587	7	22	WADDELOW	1:53.276	1:53.662	0.386
9	90	GREENWOOD	29.777	90	GREENWOOD	37.028	13	BURMAN	48.686	8	90	GREENWOOD	1:55.392	1:55.627	0.235
10	22	WADDELOW	29.945	24	COSTILLA	37.047	36	URIBE	49.429	9	13	BURMAN	1:56.966	1:57.081	0.115
11	43	SHELTON	30.303	36	URIBE	37.311	65	OWENS	49.795	10	36	URIBE	1:57.197	1:59.984	2.787
12	13	BURMAN	30.333	42	HOBSON	37.369	35	LODGE	50.096	11	24	COSTILLA	1:57.304	1:57.408	0.104
13	42	HOBSON	30.334	13	BURMAN	37.947	2	BOOTH-AMOS	50.097	12	65	OWENS	1:57.452	1:57.525	0.073
14	36	URIBE	30.457	41	WARD	38.087	43	SHELTON	50.290	13	42	HOBSON	1:58.083	1:58.472	0.389
15	35	LODGE	31.137	67	REID	38.326	42	HOBSON	50.380	14	67	REID	1:59.003	2:01.520	2.517
16	41	WARD	31.140	35	LODGE	38.423	24	COSTILLA	50.614	15	43	SHELTON	1:59.337	2:00.879	1.542
17	44	BAYFORD	31.243	43	SHELTON	38.744	44	BAYFORD	50.995	16	35	LODGE	1:59.656	2:01.132	1.476
18	65	OWENS	31.449	44	BAYFORD	39.183	67	REID	51.440	17	41	WARD	2:00.937	2:00.937	0.000
19	2	BOOTH-AMOS	33.283	2	BOOTH-AMOS	39.395	41	WARD	51.710	18	44	BAYFORD	2:01.421	2:01.711	0.290
20	77	VERNON	34.698	77	VERNON	40.389	77	VERNON	54.488	19	2	BOOTH-AMOS	2:02.775	2:03.233	0.458
21										20	77	VERNON	2:09.575	2:11.455	1.880
										21	79	TAYLOR		2:04.380	

Weather / Track : Rain / Wet

Results can be found at www.tsl-timing.com

Cadwell Park
 Circuit Length = 2.1800 miles
 Start: 09:01 Flag 09:21 End: 09:23

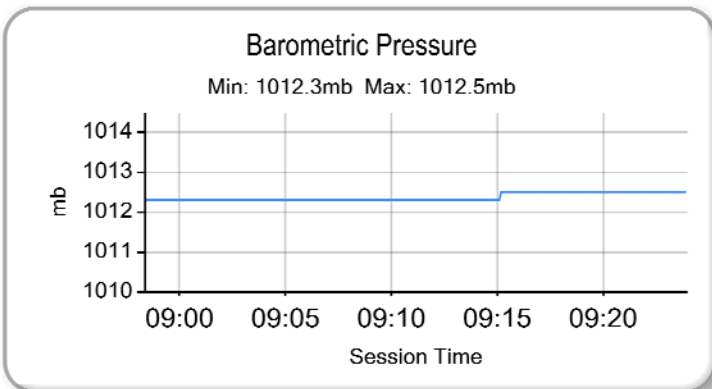
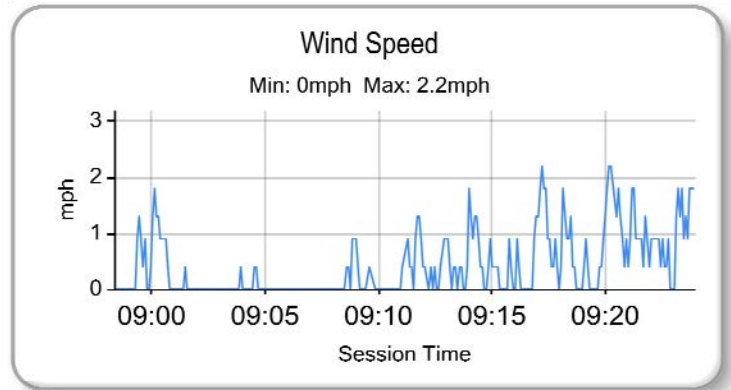
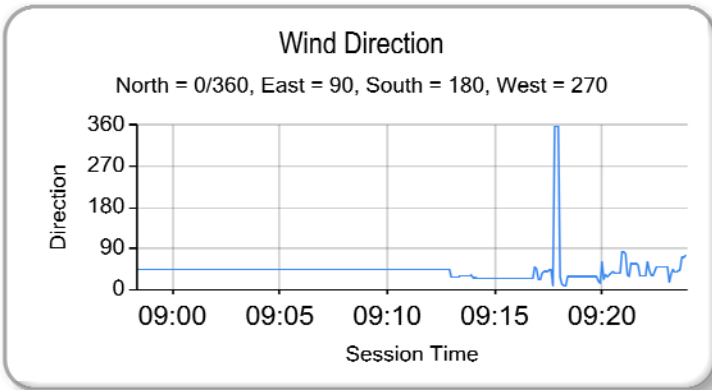
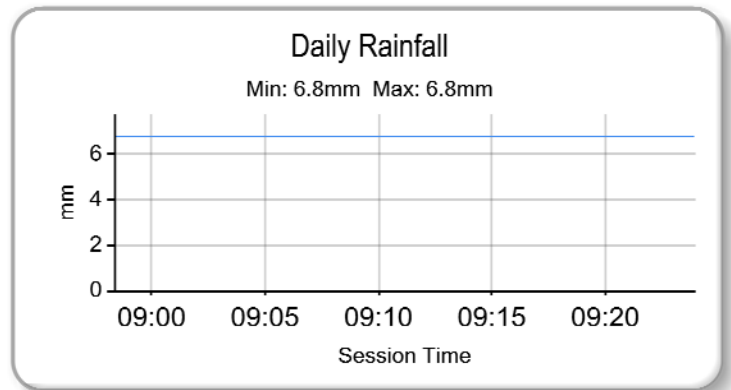
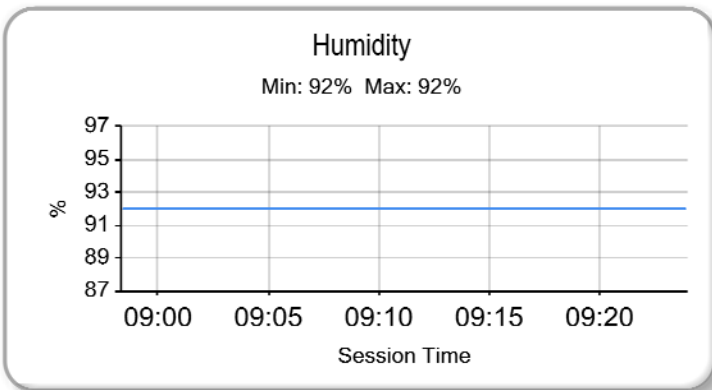
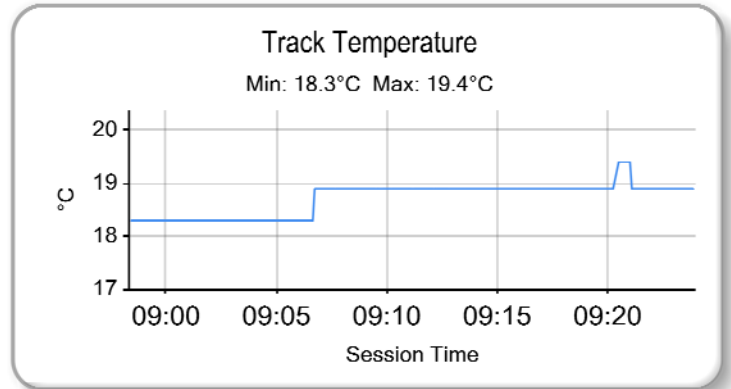
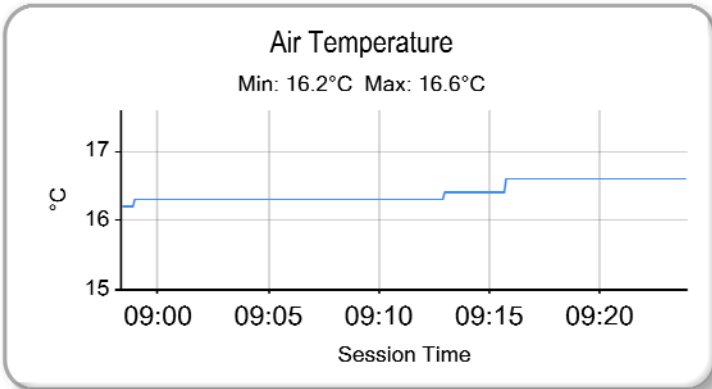
Printed - 09:27 Saturday, 24 August 2013

MCRCB BULLETIN TK006

2013 MCE British Superbike Championship - Round 8

2013 Monster Energy British Motostar Championship

FREE PRACTICE 1 - WEATHER CONDITIONS



Weather / Track : Rain / Wet

Results can be found at www.tsl-timing.com

Cadwell Park
Circuit Length = 2.1800 miles
Start: 09:01 Flag 09:21 End: 09:23

Printed - 09:28 Saturday, 24 August 2013

FREE PRACTICE 2 - CLASSIFICATION



POS	NO	CL	PIC NAME	ENTRY	TIME	ON	LAPS	GAP	DIFF	MPH
1	40	M3	1 Joe FRANCIS	Honda - Team WD40	1:35.219	11	11			82.42
2	67		1 Andy REID	Honda - RS Racing	1:36.158	4	5	0.939	0.939	81.61
3	12		2 Edward RENDELL	Honda - Banks Racing	1:37.119	10	11	1.900	0.961	80.80
4	17		3 Tom CARNE	Honda - TC Racing / SP125 racing	1:38.249	5	11	3.030	1.130	79.87
5	10		4 Peter SUTHERLAND	Aprilia - Kinpac Racing / Floorcoat UK	1:39.459	9	11	4.240	1.210	78.90
6	66	M3	2 Joe IRVING	KTM - RS Racing / The Toad and Tatle Pub	1:39.865	9	9	4.646	0.406	78.58
7	80		5 Callum BEY	Honda - RCD Motorsport	1:39.907	11	11	4.688	0.042	78.55
8	43		6 Arnie SHELTON	Honda - e3 motorsport	1:40.083	8	8	4.864	0.176	78.41
9	82		7 Jon VINCENT	Honda - Molly / JVR Racing	1:40.230	10	10	5.011	0.147	78.30
10	35		8 Elliot LODGE	Honda - SP125 / SpikeRacing	1:40.749	10	11	5.530	0.519	77.89
11	42	M3	3 James HOBSON	Honda - Two 4 Motorsport	1:41.561	11	11	6.342	0.812	77.27
12	22		9 Stephanie WADDELOW	Honda - SP125 / Flossy Racing	1:41.569	8	9	6.350	0.008	77.26
13	44		10 Jake BAYFORD	Honda - j4ke.com	1:42.000	11	11	6.781	0.431	76.94
14	65		11 Josh OWENS	Honda - JPL / George Roberts	1:42.299	11	11	7.080	0.299	76.71
15	24		12 Daniel COSTILLA	Honda - Repli-Cast UK	1:42.745	12	12	7.526	0.446	76.38
16	90		13 Greg GREENWOOD	Luyten Honda - FPW Racing	1:43.880	9	10	8.661	1.135	75.54
17	13	M3	4 Sam BURMAN	Honda - WNT / Burman Racing	1:43.919	9	12	8.700	0.039	75.52
18	41		14 Milo WARD	Luyten Honda - FPW Racing	1:44.275	7	11	9.056	0.356	75.26
19	2	M3	5 Tom BOOTH-AMOS	BMS PreM3 - FAB Racing	1:44.416	9	9	9.197	0.141	75.16
20	3		15 Taz TAYLOR	Luyten Honda - FPW Racing	1:44.564	8	10	9.345	0.148	75.05
QUALIFYING LAPTIME (110.0% of 1:35.219) = 1:44.740										
21	79	M3	6 Chris TAYLOR	Honda - Elevator Bridle & Saddle Co / Coventry Ducati	1:48.740	10	10	13.521	4.176	72.17
22	77		16 Jason VERNON	Honda - SGR Racing	1:50.631	3	4	15.412	1.891	70.93

Weather / Track : Bright / Dry

These results are provisional until the conclusion of any judicial and technical matters.

Cadwell Park

Circuit Length = 2.1800 miles

Start: 13:55 Flag 14:15 End: 14:16

Race Director :	Stewards :	Timekeeper :
-----------------	------------	--------------

Results can be found at www.britishsuperbike.com

Printed - 14:17 Saturday, 24 August 2013

MCRCB BULLETIN TK038

2013 MCE British Superbike Championship - Round 8

2013 Monster Energy British Motostar Championship

FREE PRACTICE 2 - SECTOR ANALYSIS

SECTOR 1 = FL to I1, SECTOR 2 = I1 to I2, SECTOR 3 = I2 to FL, DIFF = Difference To Personal Best Lap

P1		40 M3		Joe FRANCIS		Honda - Team WD40				
LAP	SECTOR 1		SECTOR 2	SECTOR 3		LAP TIME	MPH	DIFF	TIME OF DAY	
1 -	27.259	111.8	32.200	41.822	110.1	1:41.281	77.48	6.062	13:59:36.021	
2 -	26.975	118.5	30.550	41.018	111.1	1:38.543	79.64	3.324	14:01:14.564	
3 -	25.824	119.1	30.131	41.478	110.5	1:37.433	80.54	2.214	14:02:51.997	
4 -	25.593	118.9	30.718	40.676	110.0	1:36.987	80.91	1.768	14:04:28.984	
5 -	25.857	118.3	29.897	40.850	111.2	1:36.604	81.23	1.385	14:06:05.588	
6 -	26.113	118.5	30.157	40.475	110.5	1:36.745	81.12	1.526	14:07:42.333	
7 -	25.625	118.5	30.168	40.546	110.1	1:36.339	81.46	1.120	14:09:18.672	
8 -	25.691	118.1	29.805	40.161	110.0	1:35.657 (2)	82.04	0.438	14:10:54.329	
9 -	25.610	119.1	29.694	40.792	110.7	1:36.096 (3)	81.66	0.877	14:12:30.425	
10 -	25.625	118.9	31.973	41.923	110.0	1:39.521	78.85	4.302	14:14:09.946	
11 -	25.656	118.3	29.567	39.996	111.2	1:35.219 (1)	82.42		14:15:45.165	

P2		67		Andy REID		Honda - RS Racing				
LAP	SECTOR 1		SECTOR 2	SECTOR 3		LAP TIME	MPH	DIFF	TIME OF DAY	
1 -	26.847	118.9	33.442	42.697	109.6	1:42.986	76.20	6.828	13:57:24.516	
2 -	26.331	115.7	30.835	40.911	110.1	1:38.077 (3)	80.01	1.919	13:59:02.593	
3 -	26.443	118.1	30.778	40.571	110.0	1:37.792 (2)	80.25	1.634	14:00:40.385	
4 -	26.023	114.9	30.040	40.095	110.1	1:36.158 (1)	81.61		14:02:16.543	
5 -	26.038	117.7	29.974	3:51.868	88.0	4:47.880	27.26	3:11.722	14:07:04.423	

P3		12		Edward RENDELL		Honda - Banks Racing				
LAP	SECTOR 1		SECTOR 2	SECTOR 3		LAP TIME	MPH	DIFF	TIME OF DAY	
1 -	27.837	110.9	32.622	42.660	106.1	1:43.119	76.10	6.000	13:57:45.167	
2 -	26.864	117.1	31.600	42.187	104.3	1:40.651	77.97	3.532	13:59:25.818	
3 -	26.732	112.4	31.368	42.663	104.3	1:40.763	77.88	3.644	14:01:06.581	
4 -	26.611	111.1	31.187	41.613	104.0	1:39.411	78.94	2.292	14:02:45.992	
5 -	26.708	110.0	30.920	41.281	104.5	1:38.909	79.34	1.790	14:04:24.901	
6 -	26.537	110.1	30.955	41.696	106.8	1:39.188	79.12	2.069	14:06:04.089	
7 -	27.812	112.9	31.737	2:18.232	104.0	3:17.781	39.68	1:40.662	14:09:21.870	
8 -	26.919	110.5	30.725	41.024	104.2	1:38.668 (3)	79.54	1.549	14:11:00.538	
9 -	26.561	110.9	30.413	40.278	105.8	1:37.252 (2)	80.69	0.133	14:12:37.790	
10 -	26.399	112.2	30.282	40.438	106.3	1:37.119 (1)	80.80		14:14:14.909	
11 -	26.837	112.4	30.973	41.270	104.2	1:39.080	79.20	1.961	14:15:53.989	

P4		17		Tom CARNE		Honda - TC Racing / SP125 racing				
LAP	SECTOR 1		SECTOR 2	SECTOR 3		LAP TIME	MPH	DIFF	TIME OF DAY	
1 -	29.276	114.7	33.977	44.603	107.3	1:47.856	72.76	9.607	13:58:41.056	
2 -	27.264	115.1	32.133	42.708	107.8	1:42.105	76.86	3.856	14:00:23.161	
3 -	26.537	116.1	31.464	42.270	107.7	1:40.271	78.26	2.022	14:02:03.432	
4 -	26.343	115.9	31.393	41.670	108.5	1:39.406 (2)	78.94	1.157	14:03:42.838	
5 -	26.158	116.1	30.706	41.385	107.5	1:38.249 (1)	79.87		14:05:21.087	
6 -	26.581	115.1	30.879	42.285	107.8	1:39.745	78.68	1.496	14:07:00.832	
7 -	26.459	115.7	31.844	42.487	108.0	1:40.790	77.86	2.541	14:08:41.622	
8 -	26.372	115.9	31.067	42.070	107.5	1:39.509 (3)	78.86	1.260	14:10:21.131	
9 -	26.319	116.7	31.682	IN PIT		2:15.391 P	57.96	37.142	14:12:36.522	
10 -	OUTLAP	114.7	31.575	42.318	108.5	1:46.200	73.89	7.951	14:14:22.722	
11 -	26.232	115.9	30.959	44.300	98.5	1:41.491	77.32	3.242	14:16:04.213	

P5		10		Peter SUTHERLAND		Aprilia - Kinpac Racing / Floorcoat UK				
LAP	SECTOR 1		SECTOR 2	SECTOR 3		LAP TIME	MPH	DIFF	TIME OF DAY	
1 -	28.200	116.3	32.263	42.855	107.2	1:43.318	75.96	3.859	13:57:25.251	
2 -	26.794	115.9	31.762	42.173	106.1	1:40.729	77.91	1.270	13:59:05.980	
3 -	26.851	114.5	31.807	43.231	105.3	1:41.889	77.02	2.430	14:00:47.869	
4 -	27.012	113.3	32.128	42.237	105.5	1:41.377	77.41	1.918	14:02:29.246	
5 -	26.941	112.7	31.663	42.876	104.8	1:41.480	77.33	2.021	14:04:10.726	
6 -	28.001	104.0	31.908	2:54.547	105.0	3:54.456	33.47	2:14.997	14:08:05.182	
7 -	26.987	115.1	31.433	42.541	107.2	1:40.961	77.73	1.502	14:09:46.143	
8 -	27.053	115.1	31.306	41.431	106.8	1:39.790 (2)	78.64	0.331	14:11:25.933	

Cadwell Park

Circuit Length = 2.1800 miles

Start: 13:55 Flag 14:15 End: 14:16

Weather / Track : Bright / Dry

MCRCB BULLETIN TK038

2013 MCE British Superbike Championship - Round 8

2013 Monster Energy British Motostar Championship

FREE PRACTICE 2 - SECTOR ANALYSIS

SECTOR 1 = FL to I1, SECTOR 2 = I1 to I2, SECTOR 3 = I2 to FL, DIFF = Difference To Personal Best Lap

9 -	26.810	114.5	30.971	41.678	106.6	1:39.459 (1)	78.90		14:13:05.392
10 -	27.153	111.6	31.284	41.957	106.5	1:40.394 (3)	78.17	0.935	14:14:45.786
11 -	26.883	114.1	31.704	41.849	106.8	1:40.436	78.13	0.977	14:16:26.222

P6	66	M3	Joe IRVING		KTM - RS Racing / The Toad and Tatle Pub				
LAP	SECTOR 1		SECTOR 2	SECTOR 3		LAP TIME	MPH	DIFF	TIME OF DAY
1 -	27.318	118.7	33.512	45.217	111.2	1:46.047	74.00	6.182	13:57:26.969
2 -	26.896	120.6	32.377	42.345	111.1	1:41.618	77.23	1.753	13:59:08.587
3 -	26.932	119.6	31.856	2:42.022	110.3	3:40.810	35.54	2:00.945	14:02:49.397
4 -	26.645	119.8	32.872	43.234	111.1	1:42.751	76.37	2.886	14:04:32.148
5 -	26.651	119.1	31.654	42.110	111.2	1:40.415 (3)	78.15	0.550	14:06:12.563
6 -	26.752	119.1	31.900	3:29.633	106.5	4:28.285	29.25	2:48.420	14:10:40.848
7 -	27.127	120.0	32.047	44.886	111.8	1:44.060	75.41	4.195	14:12:24.908
8 -	26.573	119.6	31.513	41.938	111.4	1:40.024 (2)	78.46	0.159	14:14:04.932
9 -	26.530	118.3	31.613	41.722	111.2	1:39.865 (1)	78.58		14:15:44.797

P7	80	Callum BEY		Honda - RCD Motorsport					
LAP	SECTOR 1		SECTOR 2	SECTOR 3		LAP TIME	MPH	DIFF	TIME OF DAY
1 -	28.988	114.5	33.268	44.502	106.6	1:46.758	73.51	6.851	13:57:42.796
2 -	27.906	114.9	32.578	43.552	107.3	1:44.036	75.43	4.129	13:59:26.832
3 -	27.155	115.7	32.057	43.009	108.9	1:42.221	76.77	2.314	14:01:09.053
4 -	27.579	115.9	31.930	1:44.702	104.2	2:44.211	47.79	1:04.304	14:03:53.264
5 -	27.497	114.7	32.076	43.146	107.0	1:42.719	76.40	2.812	14:05:35.983
6 -	27.121	115.1	31.962	42.798	106.6	1:41.881	77.03	1.974	14:07:17.864
7 -	27.071	115.1	31.385	42.604	106.5	1:41.060	77.65	1.153	14:08:58.924
8 -	26.717	116.5	31.634	42.634	106.3	1:40.985 (3)	77.71	1.078	14:10:39.909
9 -	26.925	116.1	32.346	42.392	107.2	1:41.663	77.19	1.756	14:12:21.572
10 -	27.010	115.5	31.128	42.386	106.1	1:40.524 (2)	78.07	0.617	14:14:02.096
11 -	26.751	116.1	31.044	42.112	107.2	1:39.907 (1)	78.55		14:15:42.003

P8	43	Arnie SHELTON		Honda - e3 motorsport					
LAP	SECTOR 1		SECTOR 2	SECTOR 3		LAP TIME	MPH	DIFF	TIME OF DAY
1 -	29.642	104.0	35.533	44.764	102.9	1:49.939	71.38	9.856	13:57:36.610
2 -	28.337	111.6	33.681	43.820	104.3	1:45.838	74.15	5.755	13:59:22.448
3 -	27.436	114.5	32.948	3:57.053	104.6	4:57.437	26.38	3:17.354	14:04:19.885
4 -	27.715	114.3	32.682	43.712	106.8	1:44.109	75.38	4.026	14:06:03.994
5 -	27.457	117.9	32.043	43.061	107.2	1:42.561 (3)	76.52	2.478	14:07:46.555
6 -	26.951	114.9	31.890	3:24.569	104.0	4:23.410	29.79	2:43.327	14:12:09.965
7 -	27.497	113.5	32.026	42.724	107.2	1:42.247 (2)	76.75	2.164	14:13:52.212
8 -	26.602	115.5	31.191	42.290	108.7	1:40.083 (1)	78.41		14:15:32.295

P9	82	Jon VINCENT		Honda - Molly / JVR Racing					
LAP	SECTOR 1		SECTOR 2	SECTOR 3		LAP TIME	MPH	DIFF	TIME OF DAY
1 -	29.351	109.6	34.483	44.098	105.6	1:47.932	72.71	7.702	13:57:44.684
2 -	27.264	116.7	33.321	42.650	104.5	1:43.235	76.02	3.005	13:59:27.919
3 -	27.424	112.0	31.718	42.189	108.4	1:41.331	77.44	1.101	14:01:09.250
4 -	27.559	116.1	32.755	43.091	105.5	1:43.405	75.89	3.175	14:02:52.655
5 -	27.131	110.9	31.744	41.461	105.8	1:40.336 (2)	78.21	0.106	14:04:32.991
6 -	27.147	114.1	32.714	41.697	104.8	1:41.558	77.27	1.328	14:06:14.549
7 -	27.591	110.3	31.269	42.006	104.5	1:40.866 (3)	77.80	0.636	14:07:55.415
8 -	28.567	97.8	33.839	4:24.037	101.5	5:26.443	24.04	3:46.213	14:13:21.858
9 -	28.078	109.6	31.940	41.648	105.8	1:41.666	77.19	1.436	14:15:03.524
10 -	27.209	112.5	31.391	41.630	105.3	1:40.230 (1)	78.30		14:16:43.754

P10	35	Elliot LODGE		Honda - SP125 / SpikeRacing					
LAP	SECTOR 1		SECTOR 2	SECTOR 3		LAP TIME	MPH	DIFF	TIME OF DAY
1 -	29.092	112.4	33.979	44.582	105.6	1:47.653	72.90	6.904	13:58:41.339
2 -	27.523	111.8	32.434	42.953	105.0	1:42.910	76.26	2.161	14:00:24.249
3 -	27.420	111.2	32.114	43.387	104.3	1:42.921	76.25	2.172	14:02:07.170
4 -	27.649	110.3	32.326	43.060	104.5	1:43.035	76.16	2.286	14:03:50.205

Weather / Track : Bright / Dry

Cadwell Park
Circuit Length = 2.1800 miles
Start: 13:55 Flag 14:15 End: 14:16

MCRCB BULLETIN TK038

2013 MCE British Superbike Championship - Round 8

2013 Monster Energy British Motostar Championship

FREE PRACTICE 2 - SECTOR ANALYSIS

SECTOR 1 = FL to I1, SECTOR 2 = I1 to I2, SECTOR 3 = I2 to FL, DIFF = Difference To Personal Best Lap

5 -	27.506	109.6	31.802	43.278	104.2	1:42.586	76.50	1.837	14:05:32.791
6 -	27.784	109.6	32.638	42.816	105.3	1:43.238	76.01	2.489	14:07:16.029
7 -	27.317	111.8	31.723	42.943	103.8	1:41.983 (3)	76.95	1.234	14:08:58.012
8 -	27.521	110.7	31.967	42.773	105.8	1:42.261	76.74	1.512	14:10:40.273
9 -	26.871	115.1	32.190	45.626	107.2	1:44.687	74.96	3.938	14:12:24.960
10 -	26.955	113.5	31.610	42.184	105.6	1:40.749 (1)	77.89		14:14:05.709
11 -	27.110	111.6	31.641	42.714	105.8	1:41.465 (2)	77.34	0.716	14:15:47.174

P11	42	M3	James HOBSON		Honda - Two 4 Motorsport				
LAP	SECTOR 1		SECTOR 2	SECTOR 3		LAP TIME	MPH	DIFF	TIME OF DAY
1 -	28.968	110.0	34.412	46.897	105.5	1:50.277	71.16	8.716	13:57:58.017
2 -	27.777	112.0	33.229	45.164	106.1	1:46.170	73.91	4.609	13:59:44.187
3 -	27.566	111.8	32.457	45.129	106.8	1:45.152	74.63	3.591	14:01:29.339
4 -	27.177	113.1	32.687	44.379	106.6	1:44.243	75.28	2.682	14:03:13.582
5 -	27.105	113.3	33.287	44.156	106.0	1:44.548	75.06	2.987	14:04:58.130
6 -	27.357	110.0	32.056	43.826	106.6	1:43.239	76.01	1.678	14:06:41.369
7 -	27.115	112.2	31.905	44.099	104.8	1:43.119	76.10	1.558	14:08:24.488
8 -	27.011	112.5	31.622	43.683	106.5	1:42.316 (2)	76.70	0.755	14:10:06.804
9 -	27.005	112.5	32.032	43.545	106.8	1:42.582 (3)	76.50	1.021	14:11:49.386
10 -	27.059	111.4	31.930	44.989	106.1	1:43.978	75.47	2.417	14:13:33.364
11 -	26.877	112.2	31.497	43.187	105.5	1:41.561 (1)	77.27		14:15:14.925

P12	22	Stephanie WADDELOW		Honda - SP125 / Flossy Racing					
LAP	SECTOR 1		SECTOR 2	SECTOR 3		LAP TIME	MPH	DIFF	TIME OF DAY
1 -	29.020	114.7	35.187	45.045	106.8	1:49.252	71.83	7.683	13:57:43.290
2 -	28.258	115.5	33.607	43.489	107.0	1:45.354	74.49	3.785	13:59:28.644
3 -	27.340	115.3	33.061	3:49.580	103.4	4:49.981	27.06	3:08.412	14:04:18.625
4 -	28.344	111.4	33.149	43.365	106.0	1:44.858	74.84	3.289	14:06:03.483
5 -	27.905	112.2	32.816	43.377	106.3	1:44.098	75.39	2.529	14:07:47.581
6 -	27.240	114.3	32.343	42.676	105.1	1:42.259	76.74	0.690	14:09:29.840
7 -	27.441	112.4	32.152	42.313	106.0	1:41.906 (2)	77.01	0.337	14:11:11.746
8 -	27.163	112.5	31.836	42.570	105.6	1:41.569 (1)	77.26		14:12:53.315
9 -	27.372	112.0	32.328	42.474	105.0	1:42.174 (3)	76.81	0.605	14:14:35.489

P13	44	Jake BAYFORD		Honda - j4ke.com					
LAP	SECTOR 1		SECTOR 2	SECTOR 3		LAP TIME	MPH	DIFF	TIME OF DAY
1 -	30.199	107.0	35.593	46.440	105.8	1:52.232	69.92	10.232	13:58:20.801
2 -	29.357	104.0	35.577	45.405	104.3	1:50.339	71.12	8.339	14:00:11.140
3 -	30.804	95.3	35.701	45.858	90.5	1:52.363	69.84	10.363	14:02:03.503
4 -	28.517	106.3	33.130	44.892	89.7	1:46.539	73.66	4.539	14:03:50.042
5 -	28.599	111.6	32.569	43.670	105.1	1:44.838	74.85	2.838	14:05:34.880
6 -	27.701	111.1	32.422	43.807	105.0	1:43.930	75.51	1.930	14:07:18.810
7 -	27.747	111.4	32.654	43.814	102.9	1:44.215	75.30	2.215	14:09:03.025
8 -	27.809	111.2	32.586	44.123	104.2	1:44.518	75.08	2.518	14:10:47.543
9 -	27.953	110.9	32.464	43.258	106.6	1:43.675 (3)	75.69	1.675	14:12:31.218
10 -	27.345	112.5	32.501	43.443	105.6	1:43.289 (2)	75.98	1.289	14:14:14.507
11 -	27.659	112.5	31.759	42.582	105.5	1:42.000 (1)	76.94		14:15:56.507

P14	65	Josh OWENS		Honda - JPL / George Roberts					
LAP	SECTOR 1		SECTOR 2	SECTOR 3		LAP TIME	MPH	DIFF	TIME OF DAY
1 -	28.843	108.5	33.754	45.580	104.5	1:48.177	72.54	5.878	13:57:33.698
2 -	28.356	110.0	32.841	45.061	103.5	1:46.258	73.85	3.959	13:59:19.956
3 -	28.277	107.8	33.048	1:13.023	100.4	2:14.348	58.41	32.049	14:01:34.304
4 -	29.322	99.7	36.835	45.083	102.1	1:51.240	70.55	8.941	14:03:25.544
5 -	28.638	106.3	32.803	1:36.440	103.5	2:37.881	49.70	55.582	14:06:03.425
6 -	28.703	112.4	32.377	43.793	106.1	1:44.873	74.83	2.574	14:07:48.298
7 -	27.465	110.5	32.697	43.747	102.9	1:43.909	75.52	1.610	14:09:32.207
8 -	27.806	108.0	32.126	42.805	104.0	1:42.737	76.38	0.438	14:11:14.944
9 -	27.592	108.5	32.049	42.846	104.2	1:42.487 (3)	76.57	0.188	14:12:57.431
10 -	27.493	108.4	32.018	42.874	104.2	1:42.385 (2)	76.65	0.086	14:14:39.816
11 -	27.343	109.4	31.677	43.279	104.2	1:42.299 (1)	76.71		14:16:22.115

Weather / Track : Bright / Dry

Cadwell Park
Circuit Length = 2.1800 miles
Start: 13:55 Flag 14:15 End: 14:16

MCRCB BULLETIN TK038

2013 MCE British Superbike Championship - Round 8

2013 Monster Energy British Motostar Championship

FREE PRACTICE 2 - SECTOR ANALYSIS

SECTOR 1 = FL to I1, SECTOR 2 = I1 to I2, SECTOR 3 = I2 to FL, DIFF = Difference To Personal Best Lap

P15 24		Daniel COSTILLA		Honda - Repli-Cast UK					
LAP	SECTOR 1		SECTOR 2	SECTOR 3		LAP TIME	MPH	DIFF	TIME OF DAY
1 -	28.431	116.3	34.503	45.958	109.1	1:48.892	72.07	6.147	13:57:32.660
2 -	28.134	115.9	33.752	45.923	109.4	1:47.809	72.79	5.064	13:59:20.469
3 -	27.704	114.9	33.957	46.671	109.4	1:48.332	72.44	5.587	14:01:08.801
4 -	27.508	115.7	33.773	44.746	109.8	1:46.027	74.01	3.282	14:02:54.828
5 -	27.145	115.1	33.343	44.554	108.4	1:45.042	74.71	2.297	14:04:39.870
6 -	27.385	114.9	32.921	44.106	108.9	1:44.412	75.16	1.667	14:06:24.282
7 -	27.170	115.3	32.992	44.111	109.2	1:44.273	75.26	1.528	14:08:08.555
8 -	27.135	115.7	32.675	44.544	108.5	1:44.354	75.20	1.609	14:09:52.909
9 -	27.326	115.7	32.701	43.849	108.9	1:43.876	75.55	1.131	14:11:36.785
10 -	27.244	115.1	32.430	43.734	109.6	1:43.408 (3)	75.89	0.663	14:13:20.193
11 -	27.093	114.9	32.457	43.350	109.6	1:42.900 (2)	76.26	0.155	14:15:03.093
12 -	27.148	115.5	32.224	43.373	110.0	1:42.745 (1)	76.38		14:16:45.838

P16 90		Greg GREENWOOD		Luyten Honda - FPW Racing					
LAP	SECTOR 1		SECTOR 2	SECTOR 3		LAP TIME	MPH	DIFF	TIME OF DAY
1 -	28.087	112.0	33.666	45.114	104.6	1:46.867	73.43	2.987	13:58:54.311
2 -	27.998	111.1	33.599	44.682	104.6	1:46.279	73.84	2.399	14:00:40.590
3 -	27.733	112.0	33.301	44.723	103.4	1:45.757	74.20	1.877	14:02:26.347
4 -	27.971	110.0	33.089	44.981	103.7	1:46.041	74.00	2.161	14:04:12.388
5 -	28.003	110.1	33.249	44.336	102.6	1:45.588 (3)	74.32	1.708	14:05:57.976
6 -	29.273	97.1	35.291	45.480	105.0	1:50.044	71.31	6.164	14:07:48.020
7 -	27.645	112.4	32.520	IN PIT		2:32.511 P	51.45	48.631	14:10:20.531
8 -	OUTLAP	107.5	33.353	44.078	105.0	1:51.559	70.34	7.679	14:12:12.090
9 -	27.751	110.3	32.523	43.606	103.2	1:43.880 (1)	75.54		14:13:55.970
10 -	27.537	109.4	32.529	44.008	102.6	1:44.074 (2)	75.40	0.194	14:15:40.044

P17 13 M3		Sam BURMAN		Honda - WNT / Burman Racing					
LAP	SECTOR 1		SECTOR 2	SECTOR 3		LAP TIME	MPH	DIFF	TIME OF DAY
1 -	28.541	115.1	34.381	44.581	106.5	1:47.503	73.00	3.584	13:57:29.374
2 -	28.038	115.9	33.978	44.377	106.5	1:46.393	73.76	2.474	13:59:15.767
3 -	27.919	114.9	33.541	44.389	106.5	1:45.849	74.14	1.930	14:01:01.616
4 -	27.935	115.5	33.853	44.021	107.0	1:45.809	74.17	1.890	14:02:47.425
5 -	27.939	113.9	33.362	43.403	107.0	1:44.704	74.95	0.785	14:04:32.129
6 -	27.701	115.3	32.937	43.789	107.2	1:44.427	75.15	0.508	14:06:16.556
7 -	27.698	115.5	33.003	44.166	106.6	1:44.867	74.83	0.948	14:08:01.423
8 -	27.774	114.9	33.064	43.744	106.5	1:44.582	75.04	0.663	14:09:46.005
9 -	27.694	116.3	32.852	43.373	107.3	1:43.919 (1)	75.52		14:11:29.924
10 -	27.994	114.1	32.840	43.571	106.8	1:44.405	75.16	0.486	14:13:14.329
11 -	27.742	114.3	32.861	43.573	106.5	1:44.176 (2)	75.33	0.257	14:14:58.505
12 -	27.839	114.3	32.670	43.695	107.0	1:44.204 (3)	75.31	0.285	14:16:42.709

P18 41		Milo WARD		Luyten Honda - FPW Racing					
LAP	SECTOR 1		SECTOR 2	SECTOR 3		LAP TIME	MPH	DIFF	TIME OF DAY
1 -	OUTLAP	112.0	35.123	46.082	101.9	1:54.726	68.40	10.451	13:57:09.395
2 -	29.474	109.8	33.875	45.064	103.7	1:48.413	72.39	4.138	13:58:57.808
3 -	28.504	112.2	33.490	44.194	104.0	1:46.188	73.90	1.913	14:00:43.996
4 -	28.367	110.0	36.486	46.316	103.4	1:51.169	70.59	6.894	14:02:35.165
5 -	28.219	110.9	33.343	44.572	104.2	1:46.134	73.94	1.859	14:04:21.299
6 -	28.000	111.2	32.907	44.417	105.3	1:45.324	74.51	1.049	14:06:06.623
7 -	27.633	112.7	32.674	43.968	104.5	1:44.275 (1)	75.26		14:07:50.898
8 -	27.801	111.6	32.652	IN PIT		2:23.965 P	54.51	39.690	14:10:14.863
9 -	OUTLAP	111.8	32.721	43.903	104.8	1:49.476	71.68	5.201	14:12:04.339
10 -	27.878	111.1	32.735	43.700	103.4	1:44.313 (2)	75.23	0.038	14:13:48.652
11 -	27.812	111.1	32.548	44.299	104.5	1:44.659 (3)	74.98	0.384	14:15:33.311

Weather / Track : Bright / Dry

MCRCB BULLETIN TK038

2013 MCE British Superbike Championship - Round 8

2013 Monster Energy British Motostar Championship

FREE PRACTICE 2 - SECTOR ANALYSIS

SECTOR 1 = FL to I1, SECTOR 2 = I1 to I2, SECTOR 3 = I2 to FL, DIFF = Difference To Personal Best Lap

P19		2 M3		Tom BOOTH-AMOS		BMS PreM3 - FAB Racing				
LAP	SECTOR 1		SECTOR 2		SECTOR 3		LAP TIME	MPH	DIFF	TIME OF DAY
1 -	31.565	99.1	36.420	45.480	98.8	1:53.465	69.16	9.049	14:01:42.353	
2 -	30.242	101.9	34.388	44.282	99.7	1:48.912	72.05	4.496	14:03:31.265	
3 -	29.641	101.5	34.273	43.778	99.5	1:47.692	72.87	3.276	14:05:18.957	
4 -	29.423	101.6	32.962	43.598	98.5	1:45.983	74.05	1.567	14:07:04.940	
5 -	29.501	103.8	33.466	43.490	99.2	1:46.457	73.72	2.041	14:08:51.397	
6 -	29.269	102.4	33.244	42.761	100.4	1:45.274 (2)	74.54	0.858	14:10:36.671	
7 -	28.913	105.0	34.034	45.956	101.9	1:48.903	72.06	4.487	14:12:25.574	
8 -	29.060	106.1	33.301	43.525	100.9	1:45.886 (3)	74.11	1.470	14:14:11.460	
9 -	28.786	103.4	32.949	42.681	100.9	1:44.416 (1)	75.16		14:15:55.876	

P20		3		Taz TAYLOR		Luyten Honda - FPW Racing				
LAP	SECTOR 1		SECTOR 2		SECTOR 3		LAP TIME	MPH	DIFF	TIME OF DAY
1 -	OUTLAP	99.7	35.836	45.278	94.5	1:58.276	66.35	13.712	13:57:13.433	
2 -	29.334	104.2	34.238	44.479	96.9	1:48.051	72.63	3.487	13:59:01.484	
3 -	28.875	102.7	33.990	43.707	96.8	1:46.572	73.64	2.008	14:00:48.056	
4 -	28.942	102.4	33.372	IN PIT		4:50.408 P	27.02	3:05.844	14:05:38.464	
5 -	OUTLAP	98.6	35.399	44.850	99.1	1:58.840	66.03	14.276	14:07:37.304	
6 -	28.868	102.9	33.665	43.829	96.6	1:46.362	73.78	1.798	14:09:23.666	
7 -	28.867	101.2	33.128	43.174	100.1	1:45.169	74.62	0.605	14:11:08.835	
8 -	28.524	104.3	32.822	43.218	100.9	1:44.564 (1)	75.05		14:12:53.399	
9 -	28.665	103.2	32.601	43.581	94.7	1:44.847 (2)	74.85	0.283	14:14:38.246	
10 -	29.051	100.1	32.599	43.507	104.0	1:45.157 (3)	74.63	0.593	14:16:23.403	

P21		79 M3		Chris TAYLOR		Honda - Elevator Bridle & Saddle Co / Coventry Ducati				
LAP	SECTOR 1		SECTOR 2		SECTOR 3		LAP TIME	MPH	DIFF	TIME OF DAY
1 -	30.427	111.8	37.788	47.760	103.2	1:55.975	67.67	7.235	13:57:41.164	
2 -	30.287	113.3	36.692	46.056	107.7	1:53.035	69.43	4.295	13:59:34.199	
3 -	30.333	112.0	39.065	2:26.661	105.0	3:36.059	36.32	1:47.319	14:03:10.258	
4 -	29.838	112.4	35.918	46.417	105.5	1:52.173	69.96	3.433	14:05:02.431	
5 -	29.706	111.6	36.160	45.635	106.1	1:51.501	70.38	2.761	14:06:53.932	
6 -	29.267	113.1	35.955	45.531	106.0	1:50.753	70.86	2.013	14:08:44.685	
7 -	29.026	112.2	35.597	45.648	105.5	1:50.271	71.17	1.531	14:10:34.956	
8 -	29.180	113.3	35.031	45.636	106.8	1:49.847 (3)	71.44	1.107	14:12:24.803	
9 -	29.153	113.5	35.327	44.882	106.5	1:49.362 (2)	71.76	0.622	14:14:14.165	
10 -	29.168	113.7	34.963	44.609	106.8	1:48.740 (1)	72.17		14:16:02.905	

P22		77		Jason VERNON		Honda - SGR Racing				
LAP	SECTOR 1		SECTOR 2		SECTOR 3		LAP TIME	MPH	DIFF	TIME OF DAY
1 -	30.585	107.8	36.954	48.047	102.2	1:55.586	67.89	4.955	13:57:41.857	
2 -	29.971	111.2	34.850	46.953	101.9	1:51.774 (3)	70.21	1.143	13:59:33.631	
3 -	30.122	108.4	34.579	45.930	101.8	1:50.631 (1)	70.93		14:01:24.262	
4 -	30.426	106.0	35.160	45.931	100.6	1:51.517 (2)	70.37	0.886	14:03:15.779	

MCRCB BULLETIN TK039**2013 MCE British Superbike Championship - Round 8****2013 Monster Energy British Motostar Championship****FREE PRACTICE 2 - BEST SPEEDS**

POS	SECTOR 1			SECTOR 2			FINISH LINE		
	NO	NAME	MPH	NO	NAME	MPH	NO	NAME	MPH
1	66	Joe IRVING	120.6				66	Joe IRVING	111.8
2	40	Joe FRANCIS	119.1				40	Joe FRANCIS	111.2
3	67	Andy REID	118.9				67	Andy REID	110.1
4	43	Arnie SHELTON	117.9				24	Daniel COSTILLA	110.0
5	12	Edward RENDELL	117.1				80	Callum BEY	108.9
6	17	Tom CARNE	116.7				43	Arnie SHELTON	108.7
7	82	Jon VINCENT	116.7				17	Tom CARNE	108.5
8	80	Callum BEY	116.5				82	Jon VINCENT	108.4
9	10	Peter SUTHERLAND	116.3				79	Chris TAYLOR	107.7
10	13	Sam BURMAN	116.3				13	Sam BURMAN	107.3
11	24	Daniel COSTILLA	116.3				10	Peter SUTHERLAND	107.2
12	22	Stephanie WADDELOW	115.5				35	Elliot LODGE	107.2
13	35	Elliot LODGE	115.1				22	Stephanie WADDELOW	107.0
14	79	Chris TAYLOR	113.7				12	Edward RENDELL	106.8
15	90	Greg GREENWOOD	113.7				42	James HOBSON	106.8
16	42	James HOBSON	113.3				44	Jake BAYFORD	106.6
17	41	Milo WARD	112.7				65	Josh OWENS	106.1
18	44	Jake BAYFORD	112.5				41	Milo WARD	105.3
19	65	Josh OWENS	112.4				90	Greg GREENWOOD	105.0
20	77	Jason VERNON	111.2				3	Taz TAYLOR	104.0
21	2	Tom BOOTH-AMOS	106.1				77	Jason VERNON	102.2
22	3	Taz TAYLOR	104.3				2	Tom BOOTH-AMOS	101.9

Weather / Track : Bright / Dry

Results can be found at www.tsl-timing.comCadwell Park
Circuit Length = 2.1800 miles
Start: 13:55 Flag 14:15 End: 14:16

Printed - 14:18 Saturday, 24 August 2013

MCRCB BULLETIN TK040**2013 MCE British Superbike Championship - Round 8****2013 Monster Energy British Motostar Championship****FREE PRACTICE 2 - BEST SECTORS**

SECTOR 1			SECTOR 2			SECTOR 3			IDEAL / BEST COMPARISON						
POS	NO	NAME	TIME	NO	NAME	TIME	NO	NAME	TIME	POS	NO	NAME	IDEAL	BEST	DIFF
1	40	FRANCIS	25.593	40	FRANCIS	29.567	40	FRANCIS	39.996				PERFECT LAP	1:35.156	
2	67	REID	26.023	67	REID	29.974	67	REID	40.095	1	40	FRANCIS	1:35.156	1:35.219	0.063
3	17	CARNE	26.158	12	RENDELL	30.282	12	RENDELL	40.278	2	67	REID	1:36.092	1:36.158	0.066
4	12	RENDELL	26.399	17	CARNE	30.706	17	CARNE	41.385	3	12	RENDELL	1:36.959	1:37.119	0.160
5	66	IRVING	26.530	10	SUTHERLAND	30.971	10	SUTHERLAND	41.431	4	17	CARNE	1:38.249	1:38.249	0.000
6	43	SHELTON	26.602	80	BEY	31.044	82	VINCENT	41.461	5	10	SUTHERLAND	1:39.196	1:39.459	0.263
7	80	BEY	26.717	43	SHELTON	31.191	66	IRVING	41.722	6	66	IRVING	1:39.765	1:39.865	0.100
8	10	SUTHERLAND	26.794	82	VINCENT	31.269	80	BEY	42.112	7	82	VINCENT	1:39.861	1:40.230	0.369
9	35	LODGE	26.871	42	HOBSON	31.497	35	LODGE	42.184	8	80	BEY	1:39.873	1:39.907	0.034
10	42	HOBSON	26.877	66	IRVING	31.513	43	SHELTON	42.290	9	43	SHELTON	1:40.083	1:40.083	0.000
11	24	COSTILLA	27.093	35	LODGE	31.610	22	WADDELOW	42.313	10	35	LODGE	1:40.665	1:40.749	0.084
12	82	VINCENT	27.131	65	OWENS	31.677	44	BAYFORD	42.582	11	22	WADDELOW	1:41.312	1:41.569	0.257
13	22	WADDELOW	27.163	44	BAYFORD	31.759	2	BOOTH-AMOS	42.681	12	42	HOBSON	1:41.561	1:41.561	0.000
14	65	OWENS	27.343	22	WADDELOW	31.836	65	OWENS	42.805	13	44	BAYFORD	1:41.686	1:42.000	0.314
15	44	BAYFORD	27.345	24	COSTILLA	32.224	3	TAYLOR	43.174	14	65	OWENS	1:41.825	1:42.299	0.474
16	90	GREENWOOD	27.537	90	GREENWOOD	32.520	42	HOBSON	43.187	15	24	COSTILLA	1:42.667	1:42.745	0.078
17	41	WARD	27.633	41	WARD	32.548	24	COSTILLA	43.350	16	90	GREENWOOD	1:43.663	1:43.880	0.217
18	13	BURMAN	27.694	3	TAYLOR	32.599	13	BURMAN	43.373	17	13	BURMAN	1:43.737	1:43.919	0.182
19	3	TAYLOR	28.524	13	BURMAN	32.670	90	GREENWOOD	43.606	18	41	WARD	1:43.881	1:44.275	0.394
20	2	BOOTH-AMOS	28.786	2	BOOTH-AMOS	32.949	41	WARD	43.700	19	3	TAYLOR	1:44.297	1:44.564	0.267
21	79	TAYLOR	29.026	77	VERNON	34.579	79	TAYLOR	44.609	20	2	BOOTH-AMOS	1:44.416	1:44.416	0.000
22	77	VERNON	29.971	79	TAYLOR	34.963	77	VERNON	45.930	21	79	TAYLOR	1:48.598	1:48.740	0.142
										22	77	VERNON	1:50.480	1:50.631	0.151

Weather / Track : Bright / Dry

Results can be found at www.tsl-timing.com

Cadwell Park

Circuit Length = 2.1800 miles

Start: 13:55 Flag 14:15 End: 14:16

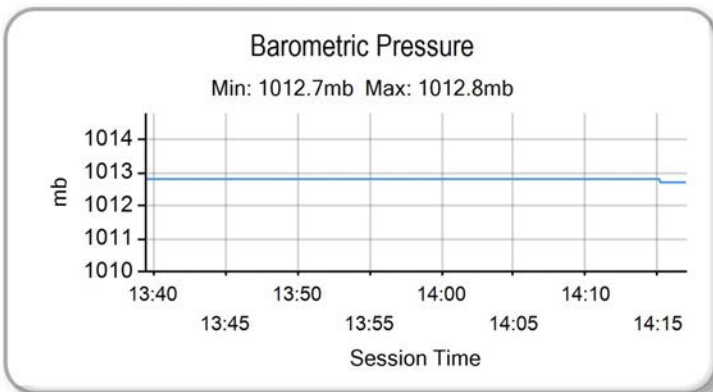
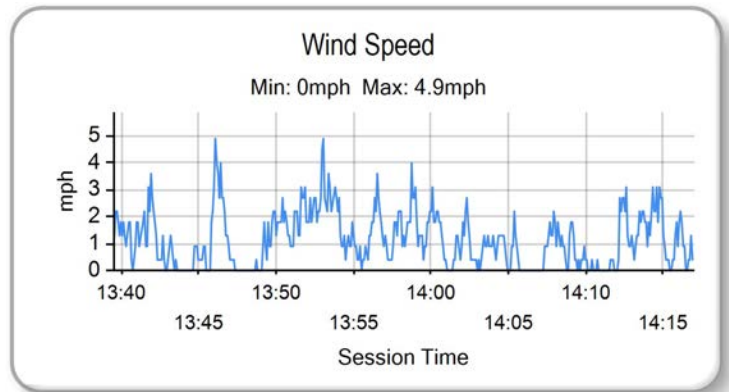
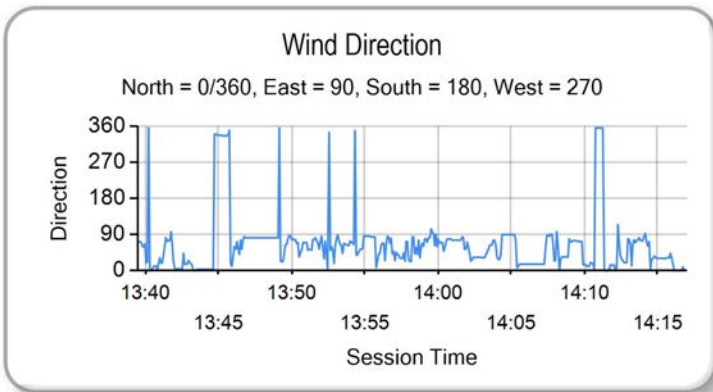
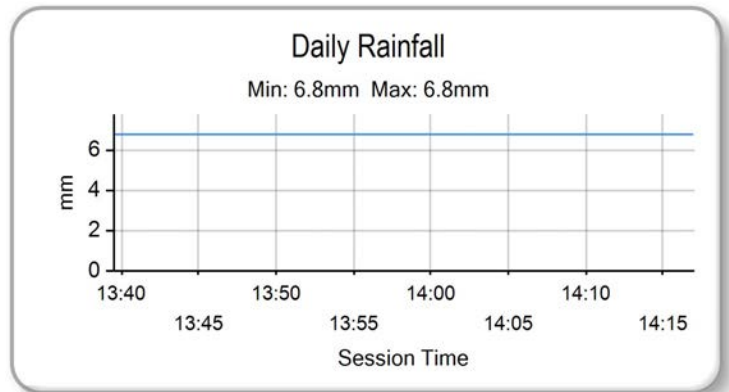
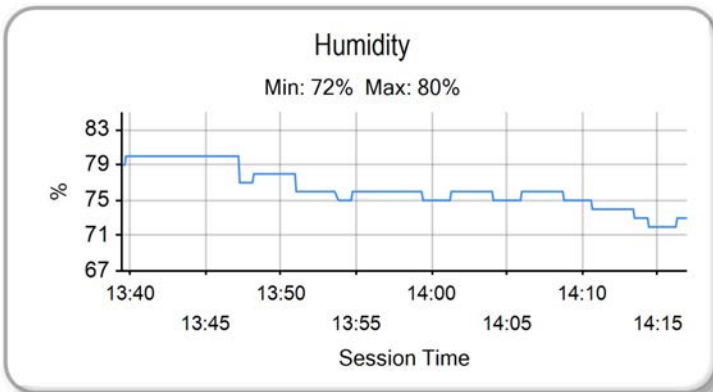
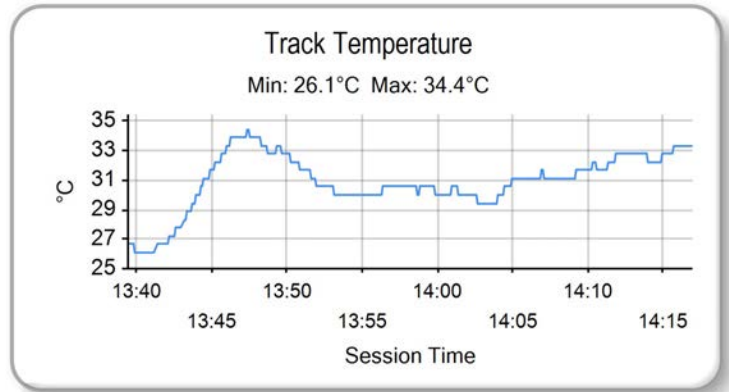
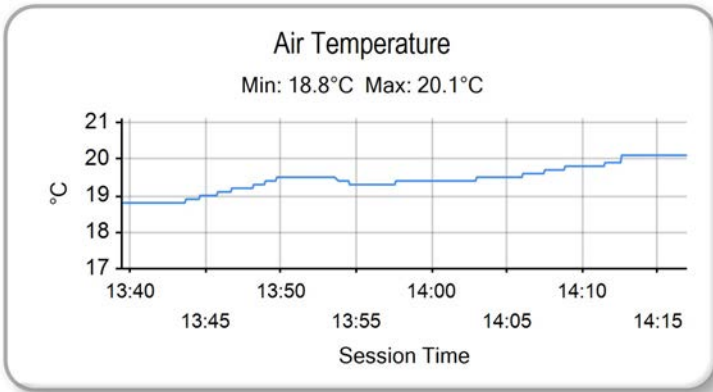
Printed - 14:18 Saturday, 24 August 2013

MCRCB BULLETIN TK041

2013 MCE British Superbike Championship - Round 8

2013 Monster Energy British Motostar Championship

FREE PRACTICE 2 - WEATHER CONDITIONS



Weather / Track : Bright / Dry

Results can be found at www.tsl-timing.com

Cadwell Park
Circuit Length = 2.1800 miles
Start: 13:55 Flag 14:15 End: 14:16

Printed - 14:18 Saturday, 24 August 2013

FREE PRACTICE 3 - CLASSIFICATION



POS	NO	CL	PIC NAME	ENTRY	TIME	ON	LAPS	GAP	DIFF	MPH
1	67		1 Andy REID	Honda - RS Racing	1:35.339	8	9			82.31
2	17		2 Tom CARNE	Honda - TC Racing / SP125 racing	1:37.646	8	8	2.307	2.307	80.37
3	12		3 Edward RENDELL	Honda - Banks Racing	1:39.491	9	9	4.152	1.845	78.88
4	43		4 Arnie SHELTON	Honda - e3 motorsport	1:42.015	7	7	6.676	2.524	76.93
5	35		5 Elliot LODGE	Honda - SP125 / SpikeRacing	1:42.140	6	8	6.801	0.125	76.83
6	10		6 Peter SUTHERLAND	Aprilia - Kinpac Racing / Floorcoat UK	1:43.107	7	7	7.768	0.967	76.11
7	44		7 Jake BAYFORD	Honda - j4ke.com	1:43.127	8	8	7.788	0.020	76.10
8	65		8 Josh OWENS	Honda - JPL / George Roberts	1:43.474	7	8	8.135	0.347	75.84
9	41		9 Milo WARD	Luyten Honda - FPW Racing	1:43.569	9	9	8.230	0.095	75.77
10	22		10 Stephanie WADDELOW	Honda - SP125 / Flossy Racing	1:43.651	7	7	8.312	0.082	75.71
11	36		11 Jayson URIBE	Honda - Rock and Sons Racing	1:43.926	8	8	8.587	0.275	75.51
12	24		12 Daniel COSTILLA	Honda - Repli-Cast UK	1:44.108	6	9	8.769	0.182	75.38

QUALIFYING LAPTIME (110.0% of 1:35.339) = 1:44.872

13	2	M3	1 Tom BOOTH-AMOS	BMS PreM3 - FAB Racing	1:45.306	8	8	9.967	1.198	74.52
14	42	M3	2 James HOBSON	Honda - Two 4 Motorsport	1:45.365	8	8	10.026	0.059	74.48
15	90		13 Greg GREENWOOD	Luyten Honda - FPW Racing	1:46.818	6	7	11.479	1.453	73.47
16	79	M3	3 Chris TAYLOR	Honda - Elevator Bridle & Saddle Co / Coventry Ducati	1:47.963	8	8	12.624	1.145	72.69
17	13	M3	4 Sam BURMAN	Honda - WNT / Burman Racing	1:48.039	8	8	12.700	0.076	72.64
18	80		14 Callum BEY	Honda - RCD Motorsport	1:49.126	2	3	13.787	1.087	71.91
19	3		15 Taz TAYLOR	Luyten Honda - FPW Racing	1:49.730	3	5	14.391	0.604	71.52
20	82		16 Jon VINCENT	Honda - Molly / JVR Racing	1:50.638	2	2	15.299	0.908	70.93
21	77		17 Jason VERNON	Honda - SGR Racing	2:00.586	1	1	25.247	9.948	65.08
22	66	M3	5 Joe IRVING	KTM - RS Racing / The Toad and Tatle Pub						

Weather / Track : Cloudy / Dry

These results are provisional until the conclusion of any judicial and technical matters.

Cadwell Park

Circuit Length = 2.1800 miles

Start: 18:15 Flag 18:30 End: 18:32

Race Director :	Stewards :	Timekeeper :
-----------------	------------	--------------

Results can be found at www.britishsuperbike.com

Printed - 18:33 Saturday, 24 August 2013

MCRCB BULLETIN TK073

2013 MCE British Superbike Championship - Round 8

2013 Monster Energy British Motostar Championship

FREE PRACTICE 3 - SECTOR ANALYSIS

SECTOR 1 = FL to I1, SECTOR 2 = I1 to I2, SECTOR 3 = I2 to FL, DIFF = Difference To Personal Best Lap

P1		67		Andy REID		Honda - RS Racing				
LAP	SECTOR 1		SECTOR 2		SECTOR 3		LAP TIME	MPH	DIFF	TIME OF DAY
1 -	27.887	117.1	32.536	43.223	110.7	1:43.646	75.71	8.307	18:18:21.694	
2 -	26.895	119.1	31.025	42.343	110.5	1:40.263	78.27	4.924	18:20:01.957	
3 -	26.663	118.5	31.307	42.079	110.9	1:40.049	78.44	4.710	18:21:42.006	
4 -	26.485	120.4	32.274	41.242	110.7	1:40.001	78.47	4.662	18:23:22.007	
5 -	25.968	119.8	31.013	41.875	110.3	1:38.856	79.38	3.517	18:25:00.863	
6 -	25.997	118.3	30.392	39.996	111.2	1:36.385	81.42	1.046	18:26:37.248	
7 -	25.838	118.7	30.217	39.944	111.4	1:35.999 (3)	81.75	0.660	18:28:13.247	
8 -	25.910	117.9	29.747	39.682	112.0	1:35.339 (1)	82.31		18:29:48.586	
9 -	26.117	119.8	30.026	39.562	112.5	1:35.705 (2)	82.00	0.366	18:31:24.291	

P2		17		Tom CARNE		Honda - TC Racing / SP125 racing				
LAP	SECTOR 1		SECTOR 2		SECTOR 3		LAP TIME	MPH	DIFF	TIME OF DAY
1 -	29.072	114.9	34.651	44.751	106.0	1:48.474	72.34	10.828	18:19:32.639	
2 -	27.228	116.7	32.706	43.933	108.7	1:43.867	75.55	6.221	18:21:16.506	
3 -	26.813	116.9	31.657	42.695	110.7	1:41.165	77.57	3.519	18:22:57.671	
4 -	26.330	117.3	31.486	41.843	108.2	1:39.659	78.74	2.013	18:24:37.330	
5 -	26.358	117.5	31.525	41.864	108.4	1:39.747	78.67	2.101	18:26:17.077	
6 -	26.275	117.5	30.965	41.915	111.2	1:39.155 (3)	79.14	1.509	18:27:56.232	
7 -	25.974	117.7	30.945	41.210	109.2	1:38.129 (2)	79.97	0.483	18:29:34.361	
8 -	25.925	117.9	30.774	40.947	109.8	1:37.646 (1)	80.37		18:31:12.007	

P3		12		Edward RENDELL		Honda - Banks Racing				
LAP	SECTOR 1		SECTOR 2		SECTOR 3		LAP TIME	MPH	DIFF	TIME OF DAY
1 -	30.128	111.8	35.614	45.998	104.3	1:51.740	70.23	12.249	18:17:40.228	
2 -	28.767	111.1	34.342	44.838	105.6	1:47.947	72.70	8.456	18:19:28.175	
3 -	28.309	112.0	33.647	43.673	106.8	1:45.629	74.29	6.138	18:21:13.804	
4 -	27.931	111.8	32.899	42.979	105.8	1:43.809	75.60	4.318	18:22:57.613	
5 -	27.182	113.5	32.177	42.136	106.8	1:41.495	77.32	2.004	18:24:39.108	
6 -	27.090	112.5	31.845	42.162	106.6	1:41.097	77.62	1.606	18:26:20.205	
7 -	27.126	112.2	31.666	41.791	106.6	1:40.583 (3)	78.02	1.092	18:28:00.788	
8 -	26.994	113.1	31.268	41.416	107.8	1:39.678 (2)	78.73	0.187	18:29:40.466	
9 -	27.310	115.1	31.047	41.134	106.8	1:39.491 (1)	78.88		18:31:19.957	

P4		43		Arnie SHELTON		Honda - e3 motorsport				
LAP	SECTOR 1		SECTOR 2		SECTOR 3		LAP TIME	MPH	DIFF	TIME OF DAY
1 -	29.686	112.9	36.770	1:33.567	104.0	2:40.023	49.04	58.008	18:19:08.856	
2 -	29.441	112.4	35.356	46.020	104.3	1:50.817	70.82	8.802	18:20:59.673	
3 -	28.579	112.5	33.772	44.189	107.0	1:46.540	73.66	4.525	18:22:46.213	
4 -	27.593	114.7	33.260	43.476	107.3	1:44.329 (3)	75.22	2.314	18:24:30.542	
5 -	27.362	114.9	32.412	1:52.202	106.6	2:51.976	45.63	1:09.961	18:27:22.518	
6 -	27.621	114.5	32.229	42.388	108.4	1:42.238 (2)	76.76	0.223	18:29:04.756	
7 -	26.661	116.5	32.236	43.118	108.4	1:42.015 (1)	76.93		18:30:46.771	

P5		35		Elliot LODGE		Honda - SP125 / SpikeRacing				
LAP	SECTOR 1		SECTOR 2		SECTOR 3		LAP TIME	MPH	DIFF	TIME OF DAY
1 -	29.966	109.2	35.552	47.347	103.8	1:52.865	69.53	10.725	18:19:26.382	
2 -	28.799	109.1	33.726	44.860	105.1	1:47.385	73.08	5.245	18:21:13.767	
3 -	28.088	113.1	33.048	43.329	106.8	1:44.465	75.12	2.325	18:22:58.232	
4 -	27.358	113.5	32.320	42.804	105.5	1:42.482	76.57	0.342	18:24:40.714	
5 -	27.561	112.2	32.447	42.851	105.6	1:42.859	76.29	0.719	18:26:23.573	
6 -	27.434	111.4	31.903	42.803	106.1	1:42.140 (1)	76.83		18:28:05.713	
7 -	27.461	111.4	32.029	42.665	105.6	1:42.155 (2)	76.82	0.015	18:29:47.868	
8 -	27.513	112.9	31.743	43.088	105.6	1:42.344 (3)	76.68	0.204	18:31:30.212	

P6		10		Peter SUTHERLAND		Aprilia - Kinpac Racing / Floorcoat UK				
LAP	SECTOR 1		SECTOR 2		SECTOR 3		LAP TIME	MPH	DIFF	TIME OF DAY
1 -	29.394	113.7	34.014	45.005	106.0	1:48.413	72.39	5.306	18:18:15.599	

Weather / Track : Cloudy / Dry

Cadwell Park
Circuit Length = 2.1800 miles
Start: 18:15 Flag 18:30 End: 18:32

MCRCB BULLETIN TK073

2013 MCE British Superbike Championship - Round 8

2013 Monster Energy British Motostar Championship

FREE PRACTICE 3 - SECTOR ANALYSIS

SECTOR 1 = FL to I1, SECTOR 2 = I1 to I2, SECTOR 3 = I2 to FL, DIFF = Difference To Personal Best Lap

2 -	28.280	114.9	33.264	44.976	100.4	1:46.520	73.67	3.413	18:20:02.119
3 -	27.716	115.7	32.447	43.475	107.0	1:43.638 (2)	75.72	0.531	18:21:45.757
4 -	27.511	114.7	33.117	45.050	105.6	1:45.678	74.26	2.571	18:23:31.435
5 -	27.967	118.1	34.504	43.978	106.8	1:46.449	73.72	3.342	18:25:17.884
6 -	27.204	116.3	33.155	44.899	107.7	1:45.258 (3)	74.56	2.151	18:27:03.142
7 -	27.507	115.3	32.439	43.161	106.3	1:43.107 (1)	76.11		18:28:46.249

P7	44	Jake BAYFORD			Honda - j4ke.com				
LAP	SECTOR 1		SECTOR 2	SECTOR 3		LAP TIME	MPH	DIFF	TIME OF DAY
1 -	30.333	110.0	37.451	48.761	105.0	1:56.545	67.33	13.418	18:17:50.089
2 -	28.804	112.2	35.892	47.939	105.6	1:52.635	69.67	9.508	18:19:42.724
3 -	28.727	114.1	34.610	46.745	105.1	1:50.082	71.29	6.955	18:21:32.806
4 -	28.453	112.2	35.037	46.357	106.6	1:49.847	71.44	6.720	18:23:22.653
5 -	27.999	111.8	33.599	44.679	105.1	1:46.277 (3)	73.84	3.150	18:25:08.930
6 -	28.140	112.9	33.468	45.409	97.9	1:47.017	73.33	3.890	18:26:55.947
7 -	28.019	112.2	33.354	43.156	105.6	1:44.529 (2)	75.08	1.402	18:28:40.476
8 -	27.455	110.7	32.412	43.260	105.6	1:43.127 (1)	76.10		18:30:23.603

P8	65	Josh OWENS			Honda - JPL / George Roberts				
LAP	SECTOR 1		SECTOR 2	SECTOR 3		LAP TIME	MPH	DIFF	TIME OF DAY
1 -	29.914	110.9	34.117	45.002	104.2	1:49.033	71.97	5.559	18:18:16.019
2 -	28.040	111.2	33.294	44.931	103.7	1:46.265	73.85	2.791	18:20:02.284
3 -	27.716	112.9	32.707	43.735	105.3	1:44.158 (3)	75.34	0.684	18:21:46.442
4 -	27.294	110.7	32.812	45.294	105.3	1:45.400	74.45	1.926	18:23:31.842
5 -	28.052	111.2	34.103	44.093	105.8	1:46.248	73.86	2.774	18:25:18.090
6 -	27.262	113.9	33.093	44.803	107.2	1:45.158	74.63	1.684	18:27:03.248
7 -	28.244	112.5	32.280	42.950	105.6	1:43.474 (1)	75.84		18:28:46.722
8 -	28.023	111.6	32.047	43.514	104.2	1:43.584 (2)	75.76	0.110	18:30:30.306

P9	41	Milo WARD			Luyten Honda - FPW Racing				
LAP	SECTOR 1		SECTOR 2	SECTOR 3		LAP TIME	MPH	DIFF	TIME OF DAY
1 -	31.365	110.3	38.481	48.117	103.7	1:57.963	66.52	14.394	18:17:45.705
2 -	29.913	111.6	34.394	45.216	104.0	1:49.523	71.65	5.954	18:19:35.228
3 -	29.908	110.3	34.368	47.640	103.8	1:51.916	70.12	8.347	18:21:27.144
4 -	29.742	111.1	34.418	45.125	103.4	1:49.285	71.81	5.716	18:23:16.429
5 -	28.618	111.6	33.523	44.533	105.3	1:46.674	73.57	3.105	18:25:03.103
6 -	27.760	112.0	32.907	43.379	105.6	1:44.046 (2)	75.42	0.477	18:26:47.149
7 -	27.822	112.2	32.477	44.099	105.8	1:44.398	75.17	0.829	18:28:31.547
8 -	27.747	113.3	32.328	43.999	106.1	1:44.074 (3)	75.40	0.505	18:30:15.621
9 -	27.718	111.8	32.501	43.350	104.6	1:43.569 (1)	75.77		18:31:59.190

P10	22	Stephanie WADDELOW			Honda - SP125 / Flossy Racing				
LAP	SECTOR 1		SECTOR 2	SECTOR 3		LAP TIME	MPH	DIFF	TIME OF DAY
1 -	30.207	111.6	37.816	1:59.994	104.0	3:08.017	41.74	1:24.366	18:20:33.653
2 -	29.126	112.5	35.622	46.577	106.6	1:51.325	70.49	7.674	18:22:24.978
3 -	28.512	114.7	35.955	46.161	106.6	1:50.628	70.94	6.977	18:24:15.606
4 -	28.385	113.5	38.410	47.393	107.2	1:54.188	68.72	10.537	18:26:09.794
5 -	27.995	114.7	34.142	44.228	107.3	1:46.365 (3)	73.78	2.714	18:27:56.159
6 -	27.234	115.7	32.880	43.709	106.6	1:43.823 (2)	75.59	0.172	18:29:39.982
7 -	27.820	111.6	32.510	43.321	107.3	1:43.651 (1)	75.71		18:31:23.633

P11	36	Jayson URIBE			Honda - Rock and Sons Racing				
LAP	SECTOR 1		SECTOR 2	SECTOR 3		LAP TIME	MPH	DIFF	TIME OF DAY
1 -	31.963	107.8	36.937	48.100	103.0	1:57.000	67.07	13.074	18:18:02.503
2 -	28.922	110.0	35.377	45.791	105.5	1:50.090	71.28	6.164	18:19:52.593
3 -	29.025	111.6	33.810	44.052	104.8	1:46.887	73.42	2.961	18:21:39.480
4 -	27.738	111.6	35.280	43.273	104.5	1:46.291	73.83	2.365	18:23:25.771
5 -	28.463	109.1	32.885	42.632	105.6	1:43.980 (2)	75.47	0.054	18:25:09.751
6 -	27.778	112.7	33.246	44.984	104.2	1:46.008	74.03	2.082	18:26:55.759
7 -	28.329	108.9	33.025	42.821	104.3	1:44.175 (3)	75.33	0.249	18:28:39.934

Weather / Track : Cloudy / Dry

Cadwell Park
Circuit Length = 2.1800 miles
Start: 18:15 Flag 18:30 End: 18:32

MCRCB BULLETIN TK073

2013 MCE British Superbike Championship - Round 8

2013 Monster Energy British Motostar Championship

FREE PRACTICE 3 - SECTOR ANALYSIS

SECTOR 1 = FL to I1, SECTOR 2 = I1 to I2, SECTOR 3 = I2 to FL, DIFF = Difference To Personal Best Lap

8 - 28.026 110.3 32.917 42.983 **106.0** **1:43.926 (1)** **75.51** **18:30:23.860**

P12	24	Daniel COSTILLA			Honda - Repli-Cast UK				
LAP	SECTOR 1		SECTOR 2	SECTOR 3		LAP TIME	MPH	DIFF	TIME OF DAY
1 -	29.140	114.9	38.737	48.260	109.1	1:56.137	67.57	12.029	18:17:48.244
2 -	28.383	112.9	37.435	47.602	109.2	1:53.420	69.19	9.312	18:19:41.664
3 -	27.563	116.3	34.788	45.646	109.1	1:47.997	72.66	3.889	18:21:29.661
4 -	27.578	109.6	34.538	45.113	106.8	1:47.229	73.18	3.121	18:23:16.890
5 -	27.865	116.3	33.214	44.750	108.7	1:45.829	74.15	1.721	18:25:02.719
6 -	27.112	116.3	32.604	44.392	108.5	1:44.108 (1)	75.38		18:26:46.827
7 -	27.151	114.3	32.586	44.562	109.4	1:44.299 (3)	75.24	0.191	18:28:31.126
8 -	27.446	115.5	32.478	44.261	108.5	1:44.185 (2)	75.32	0.077	18:30:15.311
9 -	27.986	110.3	33.412	44.841	108.5	1:46.239	73.87	2.131	18:32:01.550

P13	2 M3	Tom BOOTH-AMOS			BMS PreM3 - FAB Racing				
LAP	SECTOR 1		SECTOR 2	SECTOR 3		LAP TIME	MPH	DIFF	TIME OF DAY
1 -	32.110	101.9	37.600	48.443	98.9	1:58.153	66.42	12.847	18:18:24.690
2 -	30.304	102.2	35.022	47.988	99.8	1:53.314	69.25	8.008	18:20:18.004
3 -	29.349	105.1	34.887	47.761	99.7	1:51.997	70.07	6.691	18:22:10.001
4 -	29.735	104.2	34.838	45.459	98.3	1:50.032	71.32	4.726	18:24:00.033
5 -	29.865	103.4	33.437	45.314	99.7	1:48.616	72.25	3.310	18:25:48.649
6 -	29.037	104.5	33.364	44.428	100.1	1:46.829 (2)	73.46	1.523	18:27:35.478
7 -	28.778	104.6	33.471	44.580	99.8	1:46.829 (2)	73.46	1.523	18:29:22.307
8 -	28.726	104.6	32.877	43.703	100.7	1:45.306 (1)	74.52		18:31:07.613

P14	42 M3	James HOBSON			Honda - Two 4 Motorsport				
LAP	SECTOR 1		SECTOR 2	SECTOR 3		LAP TIME	MPH	DIFF	TIME OF DAY
1 -	29.987	109.8	36.222	47.996	105.1	1:54.205	68.71	8.840	18:18:25.553
2 -	29.218	110.9	34.823	48.079	105.3	1:52.120	69.99	6.755	18:20:17.673
3 -	29.133	112.2	34.956	47.914	104.8	1:52.003	70.07	6.638	18:22:09.676
4 -	30.153	106.1	35.311	46.121	106.6	1:51.585	70.33	6.220	18:24:01.261
5 -	28.384	111.4	33.252	45.308	105.8	1:46.944	73.38	1.579	18:25:48.205
6 -	27.928	113.1	33.626	45.354	106.3	1:46.908 (3)	73.40	1.543	18:27:35.113
7 -	27.864	112.9	33.477	45.435	106.5	1:46.776 (2)	73.50	1.411	18:29:21.889
8 -	27.757	111.8	32.962	44.646	106.6	1:45.365 (1)	74.48		18:31:07.254

P15	90	Greg GREENWOOD			Luyten Honda - FPW Racing				
LAP	SECTOR 1		SECTOR 2	SECTOR 3		LAP TIME	MPH	DIFF	TIME OF DAY
1 -	30.465	106.3	39.424	48.741	103.5	1:58.630	66.15	11.812	18:17:47.791
2 -	28.568	113.5	37.970	48.033	106.8	1:54.571	68.49	7.753	18:19:42.362
3 -	29.250	113.5	38.167	49.075	101.6	1:56.492	67.37	9.674	18:21:38.854
4 -	27.934	114.9	35.704	45.532	106.0	1:49.170 (3)	71.88	2.352	18:23:28.024
5 -	27.989	113.9	34.860	45.214	105.6	1:48.063 (2)	72.62	1.245	18:25:16.087
6 -	27.764	114.1	34.176	44.878	106.3	1:46.818 (1)	73.47		18:27:02.905
7 -	28.405	114.5	35.113	46.792	106.6	1:50.310	71.14	3.492	18:28:53.215

P16	79 M3	Chris TAYLOR			Honda - Elevator Bridle & Saddle Co / Coventry Ducati				
LAP	SECTOR 1		SECTOR 2	SECTOR 3		LAP TIME	MPH	DIFF	TIME OF DAY
1 -	34.599	85.0	40.754	48.070	107.3	2:03.423	63.58	15.460	18:17:59.128
2 -	30.294	110.3	37.071	45.788	108.0	1:53.153	69.35	5.190	18:19:52.281
3 -	29.056	116.5	35.769	45.086	109.6	1:49.911	71.40	1.948	18:21:42.192
4 -	28.765	116.5	35.115	44.770	109.6	1:48.650 (3)	72.23	0.687	18:23:30.842
5 -	28.412	116.3	36.312	45.417	107.0	1:50.141	71.25	2.178	18:25:20.983
6 -	28.796	116.9	35.559	45.233	106.3	1:49.588	71.61	1.625	18:27:10.571
7 -	29.014	115.7	35.623	44.005	108.9	1:48.642 (2)	72.23	0.679	18:28:59.213
8 -	28.464	116.5	34.566	44.933	108.9	1:47.963 (1)	72.69		18:30:47.176

Weather / Track : Cloudy / Dry

Cadwell Park
Circuit Length = 2.1800 miles
Start: 18:15 Flag 18:30 End: 18:32

MCRCB BULLETIN TK073

2013 MCE British Superbike Championship - Round 8

2013 Monster Energy British Motostar Championship

FREE PRACTICE 3 - SECTOR ANALYSIS

SECTOR 1 = FL to I1, SECTOR 2 = I1 to I2, SECTOR 3 = I2 to FL, DIFF = Difference To Personal Best Lap

P17		13 M3		Sam BURMAN		Honda - WNT / Burman Racing				
LAP	SECTOR 1		SECTOR 2		SECTOR 3		LAP TIME	MPH	DIFF	TIME OF DAY
1 -	30.838	101.5	38.105	48.575	106.0	1:57.518	66.78	9.479	18:17:45.465	
2 -	29.733	113.5	38.598	47.736	106.1	1:56.067	67.61	8.028	18:19:41.532	
3 -	29.637	114.1	37.986	47.789	106.3	1:55.412	68.00	7.373	18:21:36.944	
4 -	29.568	114.3	36.766	46.131	106.8	1:52.465	69.78	4.426	18:23:29.409	
5 -	29.424	114.5	36.433	45.617	107.0	1:51.474	70.40	3.435	18:25:20.883	
6 -	28.777	115.3	35.526	45.323	107.0	1:49.626 (2)	71.58	1.587	18:27:10.509	
7 -	29.001	114.7	36.116	45.182	107.0	1:50.299 (3)	71.15	2.260	18:29:00.808	
8 -	28.571	115.9	34.713	44.755	107.8	1:48.039 (1)	72.64		18:30:48.847	

P18		80		Callum BEY		Honda - RCD Motorsport				
LAP	SECTOR 1		SECTOR 2		SECTOR 3		LAP TIME	MPH	DIFF	TIME OF DAY
1 -	30.929	113.3	35.320	47.797	103.5	1:54.046 (3)	68.81	4.920	18:18:20.424	
2 -	28.888	115.3	33.624	46.614	106.0	1:49.126 (1)	71.91		18:20:09.550	
3 -	28.458	113.5	33.660	47.330	95.7	1:49.448 (2)	71.70	0.322	18:21:58.998	

P19		3		Taz TAYLOR		Luyten Honda - FPW Racing				
LAP	SECTOR 1		SECTOR 2		SECTOR 3		LAP TIME	MPH	DIFF	TIME OF DAY
1 -	29.411	117.7	38.264	48.649	108.7	1:56.324 (3)	67.46	6.594	18:17:47.962	
2 -	28.586	117.3	35.995	45.410	108.4	1:49.991 (2)	71.35	0.261	18:19:37.953	
3 -	28.714	107.5	34.496	46.520	98.9	1:49.730 (1)	71.52		18:21:27.683	
4 -	31.379	63.1	45.326	IN PIT		5:26.380 P	24.04	3:36.650	18:26:54.063	
5 -	OUTLAP	113.5	35.097	45.318	101.5	1:56.902	67.13	7.172	18:28:50.965	

P20		82		Jon VINCENT		Honda - Molly / JVR Racing				
LAP	SECTOR 1		SECTOR 2		SECTOR 3		LAP TIME	MPH	DIFF	TIME OF DAY
1 -	31.162	106.6	37.747	48.057	103.2	1:56.966 (2)	67.09	6.328	18:18:03.473	
2 -	28.521	109.4	35.183	46.934	102.7	1:50.638 (1)	70.93		18:19:54.111	

P21		77		Jason VERNON		Honda - SGR Racing				
LAP	SECTOR 1		SECTOR 2		SECTOR 3		LAP TIME	MPH	DIFF	TIME OF DAY
1 -	32.792	89.5	39.236	48.558	100.7	2:00.586 (1)	65.08		18:17:54.778	

MCRCB BULLETIN TK074**2013 MCE British Superbike Championship - Round 8****2013 Monster Energy British Motostar Championship****FREE PRACTICE 3 - BEST SPEEDS**

POS	SECTOR 1			SECTOR 2			FINISH LINE		
	NO	NAME	MPH	NO	NAME	MPH	NO	NAME	MPH
1	67	Andy REID	120.4				67	Andy REID	112.5
2	10	Peter SUTHERLAND	118.1				17	Tom CARNE	111.2
3	17	Tom CARNE	117.9				79	Chris TAYLOR	109.6
4	3	Taz TAYLOR	117.7				24	Daniel COSTILLA	109.4
5	79	Chris TAYLOR	116.9				3	Taz TAYLOR	108.7
6	43	Arnie SHELTON	116.5				43	Arnie SHELTON	108.4
7	24	Daniel COSTILLA	116.3				66	Joe IRVING	108.0
8	13	Sam BURMAN	115.9				12	Edward RENDELL	107.8
9	22	Stephanie WADDELOW	115.7				13	Sam BURMAN	107.8
10	80	Callum BEY	115.3				10	Peter SUTHERLAND	107.7
11	12	Edward RENDELL	115.1				22	Stephanie WADDELOW	107.3
12	90	Greg GREENWOOD	114.9				65	Josh OWENS	107.2
13	44	Jake BAYFORD	114.1				35	Elliot LODGE	106.8
14	65	Josh OWENS	113.9				90	Greg GREENWOOD	106.8
15	35	Elliot LODGE	113.5				44	Jake BAYFORD	106.6
16	41	Milo WARD	113.3				42	James HOBSON	106.6
17	42	James HOBSON	113.1				41	Milo WARD	106.1
18	36	Jayson URIBE	112.7				36	Jayson URIBE	106.0
19	82	Jon VINCENT	110.9				80	Callum BEY	106.0
20	77	Jason VERNON	106.3				82	Jon VINCENT	103.2
21	2	Tom BOOTH-AMOS	105.1				77	Jason VERNON	100.7
22	66	Joe IRVING	86.4				2	Tom BOOTH-AMOS	100.7

Weather / Track : Cloudy / Dry

Results can be found at www.tsl-timing.comCadwell Park
Circuit Length = 2.1800 miles
Start: 18:15 Flag 18:30 End: 18:32

Printed - 18:33 Saturday, 24 August 2013

MCRCB BULLETIN TK075

2013 MCE British Superbike Championship - Round 8

2013 Monster Energy British Motostar Championship

FREE PRACTICE 3 - BEST SECTORS

SECTOR 1			SECTOR 2			SECTOR 3			IDEAL / BEST COMPARISON						
POS	NO	NAME	TIME	NO	NAME	TIME	NO	NAME	TIME	POS	NO	NAME	IDEAL	BEST	DIFF
1	67	REID	25.838	67	REID	29.747	67	REID	39.562				PERFECT LAP	1:35.147	
2	17	CARNE	25.925	17	CARNE	30.774	17	CARNE	40.947	1	67	REID	1:35.147	1:35.339	0.192
3	43	SHELTON	26.661	12	RENDELL	31.047	12	RENDELL	41.134	2	17	CARNE	1:37.646	1:37.646	0.000
4	12	RENDELL	26.994	35	LODGE	31.743	43	SHELTON	42.388	3	12	RENDELL	1:39.175	1:39.491	0.316
5	24	COSTILLA	27.112	65	OWENS	32.047	36	URIBE	42.632	4	43	SHELTON	1:41.278	1:42.015	0.737
6	10	SUTHERLAND	27.204	43	SHELTON	32.229	35	LODGE	42.665	5	35	LODGE	1:41.766	1:42.140	0.374
7	22	WADDELOW	27.234	41	WARD	32.328	65	OWENS	42.950	6	65	OWENS	1:42.259	1:43.474	1.215
8	65	OWENS	27.262	44	BAYFORD	32.412	44	BAYFORD	43.156	7	10	SUTHERLAND	1:42.804	1:43.107	0.303
9	35	LODGE	27.358	10	SUTHERLAND	32.439	10	SUTHERLAND	43.161	8	44	BAYFORD	1:43.023	1:43.127	0.104
10	44	BAYFORD	27.455	24	COSTILLA	32.478	22	WADDELOW	43.321	9	22	WADDELOW	1:43.065	1:43.651	0.586
11	41	WARD	27.718	22	WADDELOW	32.510	41	WARD	43.350	10	36	URIBE	1:43.255	1:43.926	0.671
12	90	GREENWOOD	27.726	2	BOOTH-AMOS	32.877	2	BOOTH-AMOS	43.703	11	41	WARD	1:43.396	1:43.569	0.173
13	36	URIBE	27.738	36	URIBE	32.885	79	TAYLOR	44.005	12	24	COSTILLA	1:43.851	1:44.108	0.257
14	42	HOBSON	27.757	42	HOBSON	32.962	24	COSTILLA	44.261	13	2	BOOTH-AMOS	1:45.306	1:45.306	0.000
15	3	TAYLOR	28.276	80	BEY	33.624	42	HOBSON	44.646	14	42	HOBSON	1:45.365	1:45.365	0.000
16	79	TAYLOR	28.412	3	TAYLOR	33.700	13	BURMAN	44.755	15	90	GREENWOOD	1:46.703	1:46.818	0.115
17	80	BEY	28.458	90	GREENWOOD	34.099	90	GREENWOOD	44.878	16	79	TAYLOR	1:46.983	1:47.963	0.980
18	82	VINCENT	28.521	82	VINCENT	34.386	3	TAYLOR	45.318	17	3	TAYLOR	1:47.294	1:49.730	2.436
19	13	BURMAN	28.571	79	TAYLOR	34.566	80	BEY	46.614	18	13	BURMAN	1:48.039	1:48.039	0.000
20	2	BOOTH-AMOS	28.726	13	BURMAN	34.713	82	VINCENT	46.934	19	80	BEY	1:48.696	1:49.126	0.430
21	77	VERNON	30.314	77	VERNON	35.417	77	VERNON	48.558	20	82	VINCENT	1:49.841	1:50.638	0.797
22	66	IRVING	31.653	66	IRVING	39.522				21	77	VERNON	1:54.289	2:00.586	6.297

Weather / Track : Cloudy / Dry

Results can be found at www.tsl-timing.com

Cadwell Park
 Circuit Length = 2.1800 miles
 Start: 18:15 Flag 18:30 End: 18:32

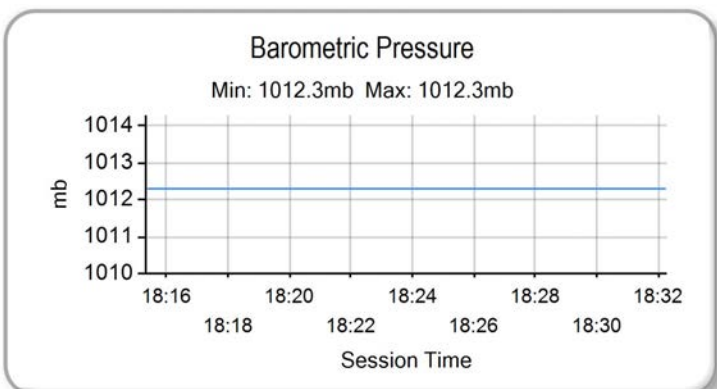
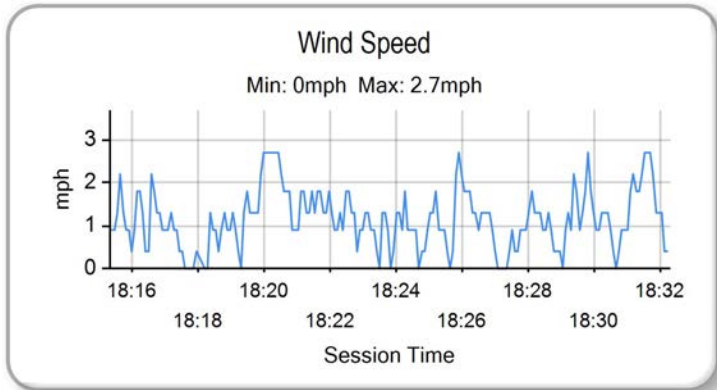
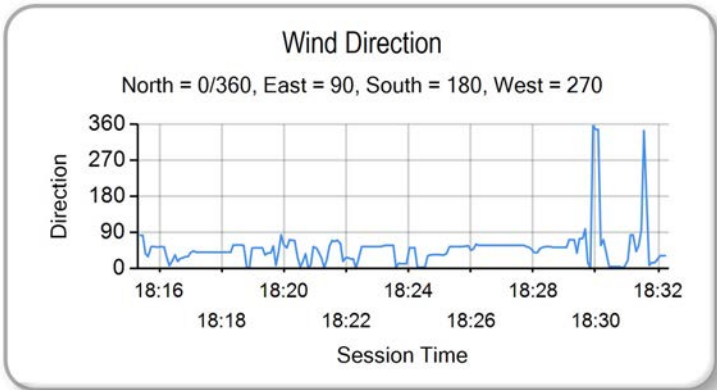
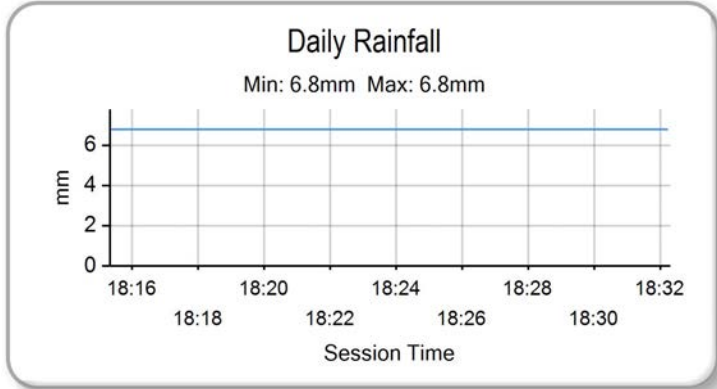
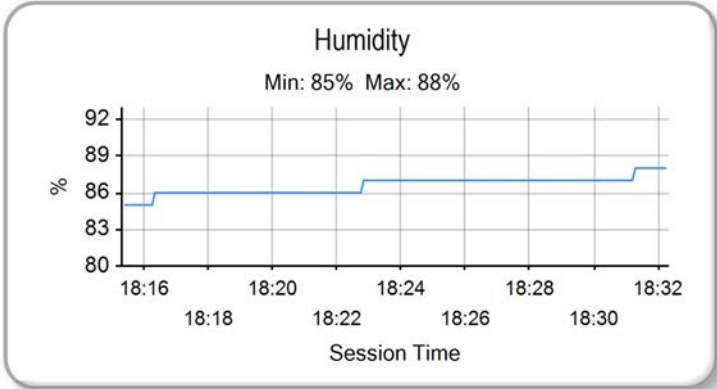
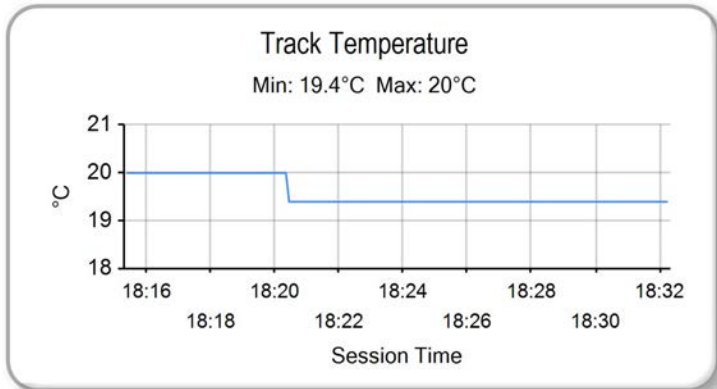
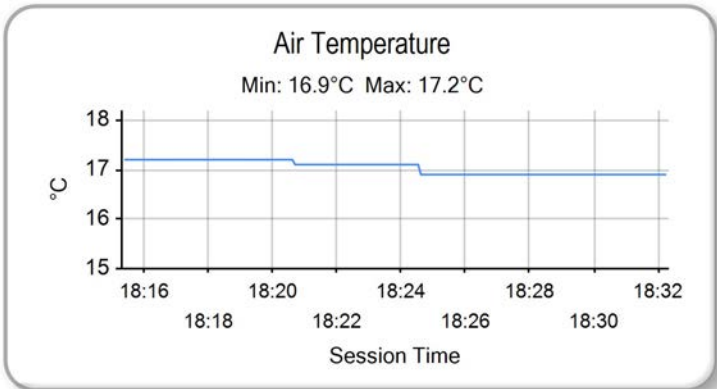
Printed - 18:34 Saturday, 24 August 2013

MCRCB BULLETIN TK076

2013 MCE British Superbike Championship - Round 8

2013 Monster Energy British Motostar Championship

FREE PRACTICE 3 - WEATHER CONDITIONS



Weather / Track : Cloudy / Dry

Results can be found at www.tsl-timing.com

Cadwell Park
Circuit Length = 2.1800 miles
Start: 18:15 Flag 18:30 End: 18:32

Printed - 18:34 Saturday, 24 August 2013

QUALIFYING 1 - CLASSIFICATION



POS	NO	CL	PIC NAME	ENTRY	TIME	ON	LAPS	GAP	DIFF	MPH
1	67		1 Andy REID	Honda - RS Racing	1:33.320	14	14			84.09
2	40	M3	1 Joe FRANCIS	Honda - Team WD40	1:34.127	14	15	0.807	0.807	83.37
3	12		2 Edward RENDELL	Honda - Banks Racing	1:35.289	12	14	1.969	1.162	82.36
4	95	M3	2 Tarran MACKENZIE	KTM - Redline KTM	1:35.543	12	12	2.223	0.254	82.14
5	66	M3	3 Joe IRVING	KTM - RS Racing / The Toad and Tatle Pub	1:36.197	8	8	2.877	0.654	81.58
6	43		3 Arnie SHELTON	Honda - e3 motorsport	1:36.317	11	11	2.997	0.120	81.48
7	10		4 Peter SUTHERLAND	Aprilia - Kinpac Racing / Floorcoat UK	1:37.560	5	14	4.240	1.243	80.44
8	17		5 Tom CARNE	Honda - TC Racing / SP125 racing	1:37.931	4	4	4.611	0.371	80.13
9	82		6 Jon VINCENT	Honda - Molly / JVR Racing	1:38.479	12	14	5.159	0.548	79.69
10	80		7 Callum BEY	Honda - RCD Motorsport	1:38.574	9	15	5.254	0.095	79.61
11	42	M3	4 James HOBSON	Honda - Two 4 Motorsport	1:38.648	12	13	5.328	0.074	79.55
12	41		8 Milo WARD	Luyten Honda - FPW Racing	1:38.909	14	15	5.589	0.261	79.34
13	3		9 Taz TAYLOR	Luyten Honda - FPW Racing	1:38.981	11	13	5.661	0.072	79.28
14	35		10 Elliot LODGE	Honda - SP125 / SpikeRacing	1:39.040	14	14	5.720	0.059	79.24
15	22		11 Stephanie WADDELOW	Honda - SP125 / Flossy Racing	1:39.439	8	13	6.119	0.399	78.92
16	36		12 Jayson URIBE	Honda - Rock and Sons Racing	1:40.075	8	14	6.755	0.636	78.42
17	44		13 Jake BAYFORD	Honda - j4ke.com	1:40.519	14	14	7.199	0.444	78.07
18	24		14 Daniel COSTILLA	Honda - Repli-Cast UK	1:40.980	11	12	7.660	0.461	77.71
19	65		15 Josh OWENS	Honda - JPL / George Roberts	1:41.085	7	7	7.765	0.105	77.63
20	90		16 Greg GREENWOOD	Luyten Honda - FPW Racing	1:41.222	12	15	7.902	0.137	77.53
21	2	M3	5 Tom BOOTH-AMOS	BMS PreM3 - FAB Racing	1:41.788	12	13	8.468	0.566	77.10
22	13	M3	6 Sam BURMAN	Honda - WNT / Burman Racing	1:42.213	10	14	8.893	0.425	76.78

QUALIFYING LAPTIME (110.0% of 1:33.320) = 1:42.652

23	79	M3	7 Chris TAYLOR	Honda - Elevator Bridle & Saddle Co / Coventry Ducati	1:42.655	14	14	9.335	0.442	76.45
24	77		17 Jason VERNON	Honda - SGR Racing	1:44.454	11	12	11.134	1.799	75.13

Weather / Track : Cloudy / Dry

These results are provisional until the conclusion of any judicial and technical matters.

Cadwell Park

Circuit Length = 2.1800 miles

Start: 09:51 Flag 10:16 End: 10:18

Race Director :	Stewards :	Timekeeper :
-----------------	------------	--------------

Results can be found at www.britishsuperbike.com

Printed - 10:18 Sunday, 25 August 2013

MCRCB BULLETIN TK091

2013 MCE British Superbike Championship - Round 8

2013 Monster Energy British Motostar Championship

QUALIFYING 1 - SECTOR ANALYSIS

SECTOR 1 = FL to I1, SECTOR 2 = I1 to I2, SECTOR 3 = I2 to FL, DIFF = Difference To Personal Best Lap

P1		67		Andy REID		Honda - RS Racing				
LAP	SECTOR 1		SECTOR 2	SECTOR 3		LAP TIME	MPH	DIFF	TIME OF DAY	
1 -	27.547	118.3	33.438	42.423	111.8	1:43.408	75.89	10.088	09:53:20.895	
2 -	25.649	122.0	32.074	41.137	111.1	1:38.860	79.38	5.540	09:54:59.755	
3 -	25.767	118.9	30.290	40.114	110.9	1:36.171	81.60	2.851	09:56:35.926	
4 -	25.710	118.5	30.115	39.895	110.9	1:35.720	81.98	2.400	09:58:11.646	
5 -	25.396	119.1	29.693	39.910	111.6	1:34.999	82.61	1.679	09:59:46.645	
6 -	29.588	97.8	35.975	3:34.901	110.0	4:40.464	27.98	3:07.144	10:04:27.109	
7 -	25.491	120.4	31.512	40.063	112.0	1:37.066	80.85	3.746	10:06:04.175	
8 -	25.156	122.6	29.767	39.435	114.1	1:34.358	(3) 83.17	1.038	10:07:38.533	
9 -	25.796	120.0	29.849	40.306	111.6	1:35.951	81.79	2.631	10:09:14.484	
10 -	25.770	119.1	29.437	41.658	111.6	1:36.865	81.02	3.545	10:10:51.349	
11 -	25.596	118.9	29.480	39.243	112.2	1:34.319	(2) 83.20	0.999	10:12:25.668	
12 -	25.151	121.5	31.713	42.951	104.8	1:39.815	78.62	6.495	10:14:05.483	
13 -	26.456	118.3	31.171	41.289	112.0	1:38.916	79.34	5.596	10:15:44.399	
14 -	24.944	120.4	29.275	39.101	112.2	1:33.320	(1) 84.09		10:17:17.719	

P2		40 M3		Joe FRANCIS		Honda - Team WD40				
LAP	SECTOR 1		SECTOR 2	SECTOR 3		LAP TIME	MPH	DIFF	TIME OF DAY	
1 -	28.161	107.2	33.874	43.246	107.5	1:45.281	74.54	11.154	09:54:04.453	
2 -	26.302	114.1	31.487	42.106	110.5	1:39.895	78.56	5.768	09:55:44.348	
3 -	25.803	118.3	30.328	41.298	110.0	1:37.429	80.55	3.302	09:57:21.777	
4 -	25.942	118.3	30.013	40.762	110.3	1:36.717	81.14	2.590	09:58:58.494	
5 -	25.508	118.5	29.968	40.378	110.9	1:35.854	81.87	1.727	10:00:34.348	
6 -	25.621	118.3	30.223	40.096	110.9	1:35.940	81.80	1.813	10:02:10.288	
7 -	25.588	117.7	30.157	40.916	109.6	1:36.661	81.19	2.534	10:03:46.949	
8 -	25.510	118.5	29.533	41.230	110.3	1:36.273	81.51	2.146	10:05:23.222	
9 -	25.390	118.3	30.019	40.184	109.8	1:35.593	82.09	1.466	10:06:58.815	
10 -	25.374	118.3	29.449	40.072	111.6	1:34.895	(3) 82.70	0.768	10:08:33.710	
11 -	25.693	118.7	29.699	39.998	109.8	1:35.390	82.27	1.263	10:10:09.100	
12 -	25.332	118.7	29.614	40.760	109.2	1:35.706	82.00	1.579	10:11:44.806	
13 -	25.419	118.5	29.714	39.688	110.1	1:34.821	(2) 82.76	0.694	10:13:19.627	
14 -	25.230	118.7	29.351	39.546	110.1	1:34.127	(1) 83.37		10:14:53.754	
15 -	25.739	118.7	29.558	44.067	102.7	1:39.364	78.98	5.237	10:16:33.118	

P3		12		Edward RENDELL		Honda - Banks Racing				
LAP	SECTOR 1		SECTOR 2	SECTOR 3		LAP TIME	MPH	DIFF	TIME OF DAY	
1 -	27.936	112.7	31.815	42.117	106.5	1:41.868	77.04	6.579	09:53:35.092	
2 -	26.385	114.5	30.751	41.175	107.2	1:38.311	79.82	3.022	09:55:13.403	
3 -	26.160	115.1	30.352	41.289	108.9	1:37.801	80.24	2.512	09:56:51.204	
4 -	27.085	114.9	30.341	40.696	107.2	1:38.122	79.98	2.833	09:58:29.326	
5 -	26.184	114.3	30.810	41.548	107.7	1:38.542	79.64	3.253	10:00:07.868	
6 -	26.137	113.7	30.276	40.332	107.8	1:36.745	81.12	1.456	10:01:44.613	
7 -	25.946	114.3	30.026	40.422	108.0	1:36.394	81.41	1.105	10:03:21.007	
8 -	25.887	114.1	30.000	1:46.475	106.5	2:42.362	48.33	1:07.073	10:06:03.369	
9 -	25.921	114.9	30.706	40.044	107.8	1:36.671	81.18	1.382	10:07:40.040	
10 -	25.668	117.1	30.081	40.047	108.7	1:35.796	(2) 81.92	0.507	10:09:15.836	
11 -	25.564	117.5	30.245	40.314	107.5	1:36.123	(3) 81.64	0.834	10:10:51.959	
12 -	25.752	116.1	29.823	39.714	108.4	1:35.289	(1) 82.36		10:12:27.248	
13 -	25.935	115.3	31.036	42.991	107.5	1:39.962	78.51	4.673	10:14:07.210	
14 -	26.201	115.3	29.930	41.153	107.7	1:37.284	80.67	1.995	10:15:44.494	

P4		95 M3		Tarran MACKENZIE		KTM - Redline KTM				
LAP	SECTOR 1		SECTOR 2	SECTOR 3		LAP TIME	MPH	DIFF	TIME OF DAY	
1 -	28.509	116.3	35.198	44.289	109.2	1:47.996	72.66	12.453	09:59:17.627	
2 -	27.011	117.7	33.003	42.345	111.2	1:42.359	76.67	6.816	10:00:59.986	
3 -	26.770	116.7	32.045	41.984	111.4	1:40.799	77.85	5.256	10:02:40.785	
4 -	26.379	117.5	31.623	41.107	113.3	1:39.109	79.18	3.566	10:04:19.894	
5 -	26.777	120.2	31.245	40.849	112.0	1:38.871	79.37	3.328	10:05:58.765	
6 -	25.931	119.4	31.447	40.898	112.0	1:38.276	79.85	2.733	10:07:37.041	
7 -	26.316	118.3	30.776	41.199	112.7	1:38.291	79.84	2.748	10:09:15.332	

Cadwell Park
Circuit Length = 2.1800 miles
Start: 09:51 Flag 10:16 End: 10:18

Weather / Track : Cloudy / Dry

MCRCB BULLETIN TK091

2013 MCE British Superbike Championship - Round 8

2013 Monster Energy British Motostar Championship

QUALIFYING 1 - SECTOR ANALYSIS

SECTOR 1 = FL to I1, SECTOR 2 = I1 to I2, SECTOR 3 = I2 to FL, DIFF = Difference To Personal Best Lap

8 -	25.804	119.8	31.199	40.644	113.1	1:37.647	80.37	2.104	10:10:52.979
9 -	25.745	121.3	30.492	40.444	112.5	1:36.681 (2)	81.17	1.138	10:12:29.660
10 -	25.902	119.8	30.341	41.406	108.4	1:37.649	80.37	2.106	10:14:07.309
11 -	26.275	122.2	30.944	40.304	112.4	1:37.523 (3)	80.47	1.980	10:15:44.832
12 -	25.421	121.1	30.202	39.920	113.3	1:35.543 (1)	82.14		10:17:20.375

P5		66 M3		Joe IRVING		KTM - RS Racing / The Toad and Tatle Pub				
LAP	SECTOR 1		SECTOR 2		SECTOR 3		LAP TIME	MPH	DIFF	TIME OF DAY
1 -	27.705	117.5	33.567	43.141	112.2	1:44.413	75.16	8.216	09:53:21.870	
2 -	26.301	120.9	32.405	41.445	112.7	1:40.151	78.36	3.954	09:55:02.021	
3 -	26.221	119.8	32.205	41.094	112.7	1:39.520	78.85	3.323	09:56:41.541	
4 -	26.322	119.6	31.615	40.824	112.5	1:38.761	79.46	2.564	09:58:20.302	
5 -	26.133	119.4	31.321	41.258	112.2	1:38.712 (3)	79.50	2.515	09:59:59.014	
6 -	26.043	119.8	31.349	3:30.806	109.8	4:28.198	29.26	2:52.001	10:04:27.212	
7 -	26.078	120.6	31.014	40.144	113.7	1:37.236 (2)	80.71	1.039	10:06:04.448	
8 -	25.490	122.0	30.465	40.242	113.5	1:36.197 (1)	81.58		10:07:40.645	

P6		43		Arnie SHELTON		Honda - e3 motorsport				
LAP	SECTOR 1		SECTOR 2		SECTOR 3		LAP TIME	MPH	DIFF	TIME OF DAY
1 -	29.600	96.6	34.750	44.115	102.2	1:48.465	72.35	12.148	09:54:01.365	
2 -	28.150	102.2	33.476	42.945	105.6	1:44.571	75.05	8.254	09:55:45.936	
3 -	27.353	107.5	32.232	43.958	106.6	1:43.543	75.79	7.226	09:57:29.479	
4 -	26.856	117.9	31.901	3:24.951	106.6	4:23.708	29.76	2:47.391	10:01:53.187	
5 -	26.983	115.7	31.433	41.624	109.1	1:40.040	78.44	3.723	10:03:33.227	
6 -	25.971	117.5	30.852	41.731	109.8	1:38.554	79.63	2.237	10:05:11.781	
7 -	25.924	116.9	30.691	41.171	110.0	1:37.786	80.25	1.469	10:06:49.567	
8 -	27.721	102.1	31.887	41.513	109.4	1:41.121	77.61	4.804	10:08:30.688	
9 -	25.840	117.3	30.439	40.915	110.0	1:37.194 (2)	80.74	0.877	10:10:07.882	
10 -	25.742	117.9	30.302	41.156	109.8	1:37.200 (3)	80.74	0.883	10:11:45.082	
11 -	25.663	118.5	30.196	40.458	110.5	1:36.317 (1)	81.48		10:13:21.399	

P7		10		Peter SUTHERLAND		Aprilia - Kinpac Racing / Floorcoat UK				
LAP	SECTOR 1		SECTOR 2		SECTOR 3		LAP TIME	MPH	DIFF	TIME OF DAY
1 -	27.142	115.5	34.023	43.176	107.2	1:44.341	75.21	6.781	09:53:20.701	
2 -	26.467	113.7	32.296	41.239	108.2	1:40.002	78.47	2.442	09:55:00.703	
3 -	26.225	116.5	30.859	41.123	107.0	1:38.207	79.91	0.647	09:56:38.910	
4 -	26.258	116.1	30.948	41.112	107.3	1:38.318	79.82	0.758	09:58:17.228	
5 -	26.232	115.7	30.679	40.649	107.8	1:37.560 (1)	80.44		09:59:54.788	
6 -	26.280	115.7	30.638	41.071	107.3	1:37.989 (2)	80.09	0.429	10:01:32.777	
7 -	26.331	115.1	30.845	41.837	107.5	1:39.013	79.26	1.453	10:03:11.790	
8 -	26.992	115.5	30.909	41.473	103.8	1:39.374	78.97	1.814	10:04:51.164	
9 -	27.393	106.3	33.355	3:35.542	103.4	4:36.290	28.40	2:58.730	10:09:27.454	
10 -	27.041	112.0	31.322	42.048	106.1	1:40.411	78.15	2.851	10:11:07.865	
11 -	26.573	114.9	30.690	41.538	107.3	1:38.801	79.43	1.241	10:12:46.666	
12 -	26.436	114.5	30.654	41.072	107.3	1:38.162	79.95	0.602	10:14:24.828	
13 -	26.869	114.7	30.559	40.798	107.5	1:38.226	79.89	0.666	10:16:03.054	
14 -	26.398	115.3	30.505	41.148	107.0	1:38.051 (3)	80.04	0.491	10:17:41.105	

P8		17		Tom CARNE		Honda - TC Racing / SP125 racing				
LAP	SECTOR 1		SECTOR 2		SECTOR 3		LAP TIME	MPH	DIFF	TIME OF DAY
1 -	27.804	116.3	33.394	43.872	110.0	1:45.070	74.69	7.139	09:55:28.399	
2 -	26.769	119.6	31.542	42.205	109.4	1:40.516 (3)	78.07	2.585	09:57:08.915	
3 -	26.008	118.1	30.967	41.914	109.6	1:38.889 (2)	79.36	0.958	09:58:47.804	
4 -	25.950	118.3	31.084	40.897	109.4	1:37.931 (1)	80.13		10:00:25.735	

P9		82		Jon VINCENT		Honda - Molly / JVR Racing				
LAP	SECTOR 1		SECTOR 2		SECTOR 3		LAP TIME	MPH	DIFF	TIME OF DAY
1 -	29.133	109.4	34.086	43.446	105.5	1:46.665	73.57	8.186	09:54:02.183	
2 -	27.414	112.2	32.551	43.251	106.5	1:43.216	76.03	4.737	09:55:45.399	
3 -	27.106	114.1	32.176	44.094	104.0	1:43.376	75.91	4.897	09:57:28.775	

Weather / Track : Cloudy / Dry

Cadwell Park
Circuit Length = 2.1800 miles
Start: 09:51 Flag 10:16 End: 10:18

MCRCB BULLETIN TK091

2013 MCE British Superbike Championship - Round 8

2013 Monster Energy British Motostar Championship

QUALIFYING 1 - SECTOR ANALYSIS

SECTOR 1 = FL to I1, SECTOR 2 = I1 to I2, SECTOR 3 = I2 to FL, DIFF = Difference To Personal Best Lap

4 -	27.334	111.4	31.725	41.839	105.3	1:40.898	77.78	2.419	09:59:09.673
5 -	27.211	112.0	31.553	44.842	85.4	1:43.606	75.74	5.127	10:00:53.279
6 -	29.254	108.0	33.484	41.990	105.1	1:44.728	74.93	6.249	10:02:38.007
7 -	27.238	112.5	31.653	42.522	107.0	1:41.413	77.38	2.934	10:04:19.420
8 -	27.439	114.9	31.344	41.328	106.0	1:40.111	78.39	1.632	10:05:59.531
9 -	26.815	113.5	30.967	41.041	107.2	1:38.823 (2)	79.41	0.344	10:07:38.354
10 -	26.955	114.9	31.806	2:11.852	100.9	3:10.613	41.17	1:32.134	10:10:48.967
11 -	28.456	107.7	31.325	41.067	105.6	1:40.848	77.82	2.369	10:12:29.815
12 -	26.683	114.3	30.906	40.890	107.2	1:38.479 (1)	79.69		10:14:08.294
13 -	26.818	116.9	31.572	41.422	105.5	1:39.812 (3)	78.62	1.333	10:15:48.106
14 -	26.967	112.5	31.247	42.371	95.3	1:40.585	78.02	2.106	10:17:28.691

P10	80	Callum BEY			Honda - RCD Motorsport			
LAP	SECTOR 1	SECTOR 2	SECTOR 3	LAP TIME	MPH	DIFF	TIME OF DAY	

1 -	OUTLAP	114.7	33.476	43.970	106.3	2:22.307	55.14	43.733	09:53:51.857
2 -	27.146	117.3	31.900	43.238	107.3	1:42.284	76.72	3.710	09:55:34.141
3 -	26.815	117.7	31.547	42.480	107.2	1:40.842	77.82	2.268	09:57:14.983
4 -	26.602	116.9	31.405	42.124	106.8	1:40.131	78.37	1.557	09:58:55.114
5 -	26.369	116.9	30.970	41.785	107.2	1:39.124	79.17	0.550	10:00:34.238
6 -	26.380	117.7	30.790	41.647	108.4	1:38.817 (2)	79.42	0.243	10:02:13.055
7 -	26.415	117.5	31.167	41.474	107.5	1:39.056	79.22	0.482	10:03:52.111
8 -	27.995	102.9	33.806	43.639	107.7	1:45.440	74.43	6.866	10:05:37.551
9 -	26.474	117.5	30.827	41.273	108.7	1:38.574 (1)	79.61		10:07:16.125
10 -	26.340	117.3	32.673	42.935	109.6	1:41.948	76.98	3.374	10:08:58.073
11 -	26.323	116.7	30.746	41.992	107.8	1:39.061	79.22	0.487	10:10:37.134
12 -	26.508	116.9	30.787	41.588	108.0	1:38.883 (3)	79.36	0.309	10:12:16.017
13 -	26.561	116.9	30.782	41.637	107.5	1:38.980	79.28	0.406	10:13:54.997
14 -	26.556	117.1	31.011	41.571	108.2	1:39.138	79.16	0.564	10:15:34.135
15 -	26.593	117.5	30.928	41.508	108.0	1:39.029	79.25	0.455	10:17:13.164

P11	42 M3	James HOBSON			Honda - Two 4 Motorsport			
LAP	SECTOR 1	SECTOR 2	SECTOR 3	LAP TIME	MPH	DIFF	TIME OF DAY	

1 -	27.797	113.7	33.547	44.737	108.0	1:46.081	73.98	7.433	09:54:17.481
2 -	26.943	116.7	34.730	46.174	108.7	1:47.847	72.77	9.199	09:56:05.328
3 -	27.831	114.9	32.276	43.385	108.9	1:43.492	75.83	4.844	09:57:48.820
4 -	26.644	115.1	31.860	42.809	108.9	1:41.313	77.46	2.665	09:59:30.133
5 -	26.667	115.5	31.694	42.673	109.6	1:41.034	77.67	2.386	10:01:11.167
6 -	26.448	116.1	31.378	42.835	108.9	1:40.661	77.96	2.013	10:02:51.828
7 -	26.428	115.9	31.247	42.452	109.2	1:40.127	78.38	1.479	10:04:31.955
8 -	26.349	115.9	31.846	42.218	108.4	1:40.413	78.15	1.765	10:06:12.368
9 -	26.829	114.9	32.975	2:27.381	108.0	3:27.185	37.87	1:48.537	10:09:39.553
10 -	26.545	116.3	31.284	41.996	109.6	1:39.825	78.61	1.177	10:11:19.378
11 -	26.112	116.7	30.829	42.006	110.0	1:38.947 (3)	79.31	0.299	10:12:58.325
12 -	26.143	115.9	30.821	41.684	109.4	1:38.648 (1)	79.55		10:14:36.973
13 -	26.073	116.7	30.810	41.940	109.8	1:38.823 (2)	79.41	0.175	10:16:15.796

P12	41	Milo WARD			Luyten Honda - FPW Racing			
LAP	SECTOR 1	SECTOR 2	SECTOR 3	LAP TIME	MPH	DIFF	TIME OF DAY	

1 -	OUTLAP	108.4	36.662	46.023	105.6	1:57.456	66.81	18.547	09:53:23.852
2 -	27.822	113.5	32.796	43.420	106.5	1:44.038	75.43	5.129	09:55:07.890
3 -	27.384	114.3	31.973	43.484	105.3	1:42.841	76.31	3.932	09:56:50.731
4 -	27.344	112.7	31.913	42.383	106.1	1:41.640	77.21	2.731	09:58:32.371
5 -	26.940	112.9	31.834	42.373	106.0	1:41.147	77.59	2.238	10:00:13.518
6 -	27.014	113.1	31.703	42.156	106.3	1:40.873	77.80	1.964	10:01:54.391
7 -	26.953	113.7	31.356	41.475	106.1	1:39.784	78.65	0.875	10:03:34.175
8 -	26.923	112.5	31.212	41.697	106.5	1:39.832	78.61	0.923	10:05:14.007
9 -	26.674	113.5	30.948	41.796	107.2	1:39.418	78.94	0.509	10:06:53.425
10 -	26.557	114.7	30.943	42.466	107.2	1:39.966	78.50	1.057	10:08:33.391
11 -	26.569	114.9	31.148	42.305	106.6	1:40.022	78.46	1.113	10:10:13.413
12 -	26.581	113.9	31.086	42.541	105.5	1:40.208	78.31	1.299	10:11:53.621
13 -	26.532	115.5	31.203	41.626	107.3	1:39.361 (3)	78.98	0.452	10:13:32.982
14 -	26.320	115.5	31.050	41.539	106.8	1:38.909 (1)	79.34		10:15:11.891

Weather / Track : Cloudy / Dry

MCRCB BULLETIN TK091

2013 MCE British Superbike Championship - Round 8

2013 Monster Energy British Motostar Championship

QUALIFYING 1 - SECTOR ANALYSIS

SECTOR 1 = FL to I1, SECTOR 2 = I1 to I2, SECTOR 3 = I2 to FL, DIFF = Difference To Personal Best Lap

15 - **26.295** **116.5** 31.479 **41.344** **107.8** 1:39.118 (2) 79.17 0.209 10:16:51.009

P13		3		Taz TAYLOR		Luyten Honda - FPW Racing					
LAP	SECTOR 1	SECTOR 2	SECTOR 3	LAP TIME	MPH	DIFF	TIME OF DAY				
1 -	OUTLAP	117.1	34.200	45.645	109.2	1:53.764	68.98	14.783	09:53:18.958		
2 -	27.338	112.7	34.563	IN PIT		4:57.237	P 26.40	3:18.256	09:58:16.195		
3 -	OUTLAP	116.1	33.018	43.083	110.9	1:52.194	69.95	13.213	10:00:08.389		
4 -	26.858	119.1	31.962	42.353	110.5	1:41.173	77.57	2.192	10:01:49.562		
5 -	26.598	118.7	32.135	42.008	110.3	1:40.741	77.90	1.760	10:03:30.303		
6 -	26.637	118.9	32.322	42.717	111.8	1:41.676	77.18	2.695	10:05:11.979		
7 -	26.420	119.1	31.867	41.778	111.2	1:40.065	78.42	1.084	10:06:52.044		
8 -	26.458	119.8	31.793	42.350	110.7	1:40.601	78.01	1.620	10:08:32.645		
9 -	26.357	119.6	31.896	43.260	112.0	1:41.513	77.31	2.532	10:10:14.158		
10 -	26.177	120.4	31.242	42.013	110.1	1:39.432	78.92	0.451	10:11:53.590		
11 -	26.294	119.1	31.188	41.499	110.5	1:38.981 (1)	79.28		10:13:32.571		
12 -	26.380	119.1	31.155	41.493	110.1	1:39.028 (2)	79.25	0.047	10:15:11.599		
13 -	26.442	118.7	31.399	41.258	111.1	1:39.099 (3)	79.19	0.118	10:16:50.698		

P14		35		Elliot LODGE		Honda - SP125 / SpikeRacing					
LAP	SECTOR 1	SECTOR 2	SECTOR 3	LAP TIME	MPH	DIFF	TIME OF DAY				
1 -	28.508	110.5	33.134	43.883	107.0	1:45.525	74.37	6.485	09:55:44.853		
2 -	27.332	111.6	32.063	44.681	106.6	1:44.076	75.40	5.036	09:57:28.929		
3 -	27.378	113.5	32.139	42.890	107.0	1:42.407	76.63	3.367	09:59:11.336		
4 -	27.155	111.2	31.637	42.743	105.8	1:41.535	77.29	2.495	10:00:52.871		
5 -	28.343	109.4	32.050	42.150	106.1	1:42.543	76.53	3.503	10:02:35.414		
6 -	27.338	111.1	31.752	42.293	106.0	1:41.383	77.41	2.343	10:04:16.797		
7 -	27.344	111.6	31.612	42.331	106.1	1:41.287	77.48	2.247	10:05:58.084		
8 -	26.942	112.7	31.363	41.786	107.3	1:40.091	78.40	1.051	10:07:38.175		
9 -	26.807	114.7	31.067	41.556	107.8	1:39.430 (3)	78.93	0.390	10:09:17.605		
10 -	26.720	112.9	31.063	41.550	107.8	1:39.333 (2)	79.00	0.293	10:10:56.938		
11 -	26.737	114.5	31.106	42.473	108.9	1:40.316	78.23	1.276	10:12:37.254		
12 -	26.879	113.7	31.505	41.957	106.0	1:40.341	78.21	1.301	10:14:17.595		
13 -	26.796	113.3	31.373	41.586	107.3	1:39.755	78.67	0.715	10:15:57.350		
14 -	26.707	113.1	30.830	41.503	107.7	1:39.040 (1)	79.24		10:17:36.390		

P15		22		Stephanie WADDELOW		Honda - SP125 / Flossy Racing					
LAP	SECTOR 1	SECTOR 2	SECTOR 3	LAP TIME	MPH	DIFF	TIME OF DAY				
1 -	28.387	114.1	33.925	44.422	107.5	1:46.734	73.52	7.295	09:55:28.041		
2 -	27.200	115.5	32.079	41.918	109.4	1:41.197	77.55	1.758	09:57:09.238		
3 -	26.474	115.7	31.978	42.105	107.8	1:40.557	78.04	1.118	09:58:49.795		
4 -	26.671	115.5	31.736	41.879	107.0	1:40.286	78.25	0.847	10:00:30.081		
5 -	26.793	115.5	31.613	41.675	106.8	1:40.081	78.41	0.642	10:02:10.162		
6 -	26.534	116.1	31.310	41.615	108.2	1:39.459 (2)	78.90	0.020	10:03:49.621		
7 -	26.614	115.9	31.561	41.959	108.7	1:40.134	78.37	0.695	10:05:29.755		
8 -	26.841	114.9	31.195	41.403	107.3	1:39.439 (1)	78.92		10:07:09.194		
9 -	26.357	116.1	31.960	41.710	107.0	1:40.027	78.45	0.588	10:08:49.221		
10 -	26.709	114.9	31.408	41.518	107.2	1:39.635 (3)	78.76	0.196	10:10:28.856		
11 -	26.758	115.3	31.248	42.223	107.0	1:40.229	78.30	0.790	10:12:09.085		
12 -	26.834	115.1	31.456	41.345	107.0	1:39.635 (3)	78.76	0.196	10:13:48.720		
13 -	26.831	114.7	31.274	41.759	107.3	1:39.864	78.58	0.425	10:15:28.584		

P16		36		Jayson URIBE		Honda - Rock and Sons Racing					
LAP	SECTOR 1	SECTOR 2	SECTOR 3	LAP TIME	MPH	DIFF	TIME OF DAY				
1 -	OUTLAP	103.8	37.838	45.999	105.3	2:03.224	63.68	23.149	09:53:24.981		
2 -	28.213	110.5	33.052	43.957	106.0	1:45.222	74.58	5.147	09:55:10.203		
3 -	27.650	110.9	32.657	42.129	106.6	1:42.436	76.61	2.361	09:56:52.639		
4 -	27.103	112.5	32.113	42.876	106.5	1:42.092	76.87	2.017	09:58:34.731		
5 -	27.294	112.9	32.491	IN PIT		1:50.151	P 71.24	10.076	10:00:24.882		
6 -	OUTLAP	110.5	32.200	41.970	105.1	1:47.476	73.02	7.401	10:02:12.358		
7 -	27.413	111.1	31.406	41.465	106.0	1:40.284 (2)	78.25	0.209	10:03:52.642		
8 -	27.092	111.1	31.516	41.467	105.6	1:40.075 (1)	78.42		10:05:32.717		

Cadwell Park
 Circuit Length = 2.1800 miles
 Start: 09:51 Flag 10:16 End: 10:18

Weather / Track : Cloudy / Dry

MCRCB BULLETIN TK091

2013 MCE British Superbike Championship - Round 8

2013 Monster Energy British Motostar Championship

QUALIFYING 1 - SECTOR ANALYSIS

SECTOR 1 = FL to I1, SECTOR 2 = I1 to I2, SECTOR 3 = I2 to FL, DIFF = Difference To Personal Best Lap

9 -	28.104	107.5	32.359	41.897	107.5	1:42.360	76.67	2.285	10:07:15.077
10 -	27.438	114.7	33.178	43.471	105.0	1:44.087	75.39	4.012	10:08:59.164
11 -	27.135	113.9	31.878	42.863	105.8	1:41.876 (3)	77.03	1.801	10:10:41.040
12 -	26.973	114.5	32.042	44.032	105.8	1:43.047	76.16	2.972	10:12:24.087
13 -	27.076	112.5	32.011	IN PIT		1:55.629 P	67.87	15.554	10:14:19.716
14 -	OUTLAP	110.1	31.733	42.371	105.3	1:47.469	73.02	7.394	10:16:07.185

P17 44		Jake BAYFORD				Honda - j4ke.com			
LAP	SECTOR 1	SECTOR 2	SECTOR 3	LAP TIME	MPH	DIFF	TIME OF DAY		
1 -	OUTLAP	109.2	35.536	45.090	105.5	1:58.445	66.25	17.926	09:53:46.615
2 -	27.960	110.9	33.264	44.407	106.6	1:45.631	74.29	5.112	09:55:32.246
3 -	27.845	112.9	32.993	43.726	105.8	1:44.564	75.05	4.045	09:57:16.810
4 -	27.645	110.1	32.716	43.522	106.6	1:43.883	75.54	3.364	09:59:00.693
5 -	27.408	112.7	32.228	43.219	106.1	1:42.855	76.30	2.336	10:00:43.548
6 -	27.867	111.6	31.863	43.115	104.8	1:42.845	76.30	2.326	10:02:26.393
7 -	34.184	58.0	35.694	42.904	105.8	1:52.782	69.58	12.263	10:04:19.175
8 -	27.628	112.5	31.676	42.469	106.8	1:41.773	77.11	1.254	10:06:00.948
9 -	27.109	111.6	31.936	42.391	107.0	1:41.436 (3)	77.36	0.917	10:07:42.384
10 -	27.332	106.5	31.499	IN PIT		2:41.520 P	48.58	1:01.001	10:10:23.904
11 -	OUTLAP	107.8	33.052	44.089	101.0	1:52.241	69.92	11.722	10:12:16.145
12 -	26.946	114.3	31.735	42.921	104.2	1:41.602	77.24	1.083	10:13:57.747
13 -	27.109	112.4	31.786	42.300	105.5	1:41.195 (2)	77.55	0.676	10:15:38.942
14 -	27.047	113.3	31.654	41.818	106.1	1:40.519 (1)	78.07		10:17:19.461

P18 24		Daniel COSTILLA				Honda - Repli-Cast UK			
LAP	SECTOR 1	SECTOR 2	SECTOR 3	LAP TIME	MPH	DIFF	TIME OF DAY		
1 -	OUTLAP	115.1	35.069	47.700	108.5	1:58.561	66.19	17.581	09:53:09.817
2 -	27.505	115.1	32.836	44.892	86.8	1:45.233	74.57	4.253	09:54:55.050
3 -	31.972	88.5	33.872	IN PIT		7:20.838 P	17.80	5:39.858	10:02:15.888
4 -	OUTLAP	116.5	32.335	43.806	109.1	1:50.230	71.19	9.250	10:04:06.118
5 -	26.958	115.7	32.571	43.625	109.1	1:43.154	76.08	2.174	10:05:49.272
6 -	26.774	116.1	32.266	43.666	109.8	1:42.706	76.41	1.726	10:07:31.978
7 -	26.656	116.1	31.918	43.063	109.4	1:41.637 (3)	77.21	0.657	10:09:13.615
8 -	26.732	116.3	32.006	42.954	110.1	1:41.692	77.17	0.712	10:10:55.307
9 -	26.748	116.5	32.253	42.653	110.0	1:41.654	77.20	0.674	10:12:36.961
10 -	26.566	116.3	31.971	42.879	110.1	1:41.416 (2)	77.38	0.436	10:14:18.377
11 -	26.522	116.9	31.920	42.538	110.0	1:40.980 (1)	77.71		10:15:59.357
12 -	26.926	115.5	31.749	43.379	109.2	1:42.054	76.90	1.074	10:17:41.411

P19 65		Josh OWENS				Honda - JPL / George Roberts			
LAP	SECTOR 1	SECTOR 2	SECTOR 3	LAP TIME	MPH	DIFF	TIME OF DAY		
1 -	OUTLAP	109.2	33.679	44.715	104.0	1:52.332	69.86	11.247	09:53:29.702
2 -	27.857	110.0	32.382	43.538	104.0	1:43.777	75.62	2.692	09:55:13.479
3 -	27.551	109.6	31.876	IN PIT		2:16.596 P	57.45	35.511	09:57:30.075
4 -	OUTLAP	110.0	32.009	43.529	105.1	1:48.011	72.65	6.926	09:59:18.086
5 -	27.303	110.0	32.449	43.057	105.0	1:42.809 (3)	76.33	1.724	10:01:00.895
6 -	27.297	110.1	31.573	42.860	105.5	1:41.730 (2)	77.14	0.645	10:02:42.625
7 -	27.286	109.8	31.297	42.502	105.1	1:41.085 (1)	77.63		10:04:23.710

P20 90		Greg GREENWOOD				Luyten Honda - FPW Racing			
LAP	SECTOR 1	SECTOR 2	SECTOR 3	LAP TIME	MPH	DIFF	TIME OF DAY		
1 -	OUTLAP	111.1	35.626	46.594	103.0	1:56.324	67.46	15.102	09:53:17.782
2 -	28.365	112.0	34.154	44.971	106.1	1:47.490	73.01	6.268	09:55:05.272
3 -	27.587	113.7	33.430	44.840	107.2	1:45.857	74.13	4.635	09:56:51.129
4 -	27.111	115.7	32.590	43.436	107.2	1:43.137	76.09	1.915	09:58:34.266
5 -	27.216	113.7	32.400	42.971	106.8	1:42.587 (3)	76.50	1.365	10:00:16.853
6 -	27.205	113.5	32.361	43.346	106.5	1:42.912	76.25	1.690	10:01:59.765
7 -	27.064	113.1	34.091	47.093	107.2	1:48.248	72.50	7.026	10:03:48.013
8 -	27.269	113.5	32.440	43.793	107.2	1:43.502	75.82	2.280	10:05:31.515
9 -	26.882	114.7	32.793	43.691	107.7	1:43.366	75.92	2.144	10:07:14.881
10 -	27.394	115.7	33.218	43.725	107.2	1:44.337	75.21	3.115	10:08:59.218

Cadwell Park
 Circuit Length = 2.1800 miles
 Start: 09:51 Flag 10:16 End: 10:18

Weather / Track : Cloudy / Dry

MCRCB BULLETIN TK091

2013 MCE British Superbike Championship - Round 8

2013 Monster Energy British Motostar Championship

QUALIFYING 1 - SECTOR ANALYSIS

SECTOR 1 = FL to I1, SECTOR 2 = I1 to I2, SECTOR 3 = I2 to FL, DIFF = Difference To Personal Best Lap

11 -	26.770	115.3	31.979	43.126	108.2	1:41.875 (2)	77.03	0.653	10:10:41.093
12 -	26.566	116.7	31.965	42.691	107.0	1:41.222 (1)	77.53		10:12:22.315
13 -	26.970	115.7	33.667	43.215	107.2	1:43.852	75.56	2.630	10:14:06.167
14 -	27.238	114.1	31.897	45.485	107.0	1:44.620	75.01	3.398	10:15:50.787
15 -	27.071	114.1	32.076	43.694	106.5	1:42.841	76.31	1.619	10:17:33.628

P21	2 M3	Tom BOOTH-AMOS			BMS PreM3 - FAB Racing				
LAP	SECTOR 1		SECTOR 2	SECTOR 3		LAP TIME	MPH	DIFF	TIME OF DAY
1 -	30.930	100.4	35.235	44.982	99.2	1:51.147	70.60	9.359	09:54:26.621
2 -	29.070	103.2	33.505	43.430	100.3	1:46.005	74.03	4.217	09:56:12.626
3 -	28.668	103.7	33.088	43.044	100.4	1:44.800	74.88	3.012	09:57:57.426
4 -	28.694	103.7	32.998	43.234	101.0	1:44.926	74.79	3.138	09:59:42.352
5 -	28.644	103.5	32.750	42.571	100.6	1:43.965	75.48	2.177	10:01:26.317
6 -	28.543	105.0	33.133	42.845	99.4	1:44.521	75.08	2.733	10:03:10.838
7 -	28.448	105.5	31.931	42.271	101.2	1:42.650 (3)	76.45	0.862	10:04:53.488
8 -	28.358	103.7	32.805	42.409	100.3	1:43.572	75.77	1.784	10:06:37.060
9 -	28.406	103.5	32.305	42.010	100.7	1:42.721	76.40	0.933	10:08:19.781
10 -	28.215	103.0	32.222	42.208	99.5	1:42.645 (2)	76.45	0.857	10:10:02.426
11 -	28.430	103.2	32.247	41.994	100.3	1:42.671	76.43	0.883	10:11:45.097
12 -	27.738	105.0	31.999	42.051	100.4	1:41.788 (1)	77.10		10:13:26.885
13 -	28.260	104.0	32.038	IN PIT		4:18.593 P	30.34	2:36.805	10:17:45.478

P22	13 M3	Sam BURMAN			Honda - WNT / Burman Racing				
LAP	SECTOR 1		SECTOR 2	SECTOR 3		LAP TIME	MPH	DIFF	TIME OF DAY
1 -	28.348	116.5	33.862	44.468	108.5	1:46.678	73.56	4.465	09:53:24.083
2 -	27.833	117.3	32.953	43.354	108.0	1:44.140	75.36	1.927	09:55:08.223
3 -	27.601	115.9	32.251	43.100	107.2	1:42.952	76.23	0.739	09:56:51.175
4 -	27.865	116.3	32.318	43.075	109.4	1:43.258	76.00	1.045	09:58:34.433
5 -	27.162	117.9	32.504	42.962	108.9	1:42.628 (3)	76.47	0.415	10:00:17.061
6 -	27.213	117.3	32.401	43.293	108.4	1:42.907	76.26	0.694	10:01:59.968
7 -	27.092	117.1	33.003	2:29.501	106.0	3:29.596	37.44	1:47.383	10:05:29.564
8 -	28.106	114.9	33.178	43.705	107.0	1:44.989	74.75	2.776	10:07:14.553
9 -	27.494	115.3	32.841	43.102	107.0	1:43.437	75.87	1.224	10:08:57.990
10 -	27.357	116.7	32.217	42.639	107.7	1:42.213 (1)	76.78		10:10:40.203
11 -	27.343	115.7	32.332	42.809	108.4	1:42.484 (2)	76.57	0.271	10:12:22.687
12 -	27.026	117.9	33.228	44.864	108.4	1:45.118	74.65	2.905	10:14:07.805
13 -	27.079	117.3	32.797	IN PIT		1:50.104 P	71.27	7.891	10:15:57.909
14 -	OUTLAP	112.0	35.547	44.361	107.0	1:55.222	68.11	13.009	10:17:53.131

P23	79 M3	Chris TAYLOR			Honda - Elevator Bridle & Saddle Co / Coventry Ducati				
LAP	SECTOR 1		SECTOR 2	SECTOR 3		LAP TIME	MPH	DIFF	TIME OF DAY
1 -	30.126	109.8	37.552	46.569	110.0	1:54.247	68.69	11.592	09:53:46.739
2 -	28.500	117.3	34.821	44.722	110.3	1:48.043	72.63	5.388	09:55:34.782
3 -	27.763	117.7	34.356	44.241	108.7	1:46.360	73.78	3.705	09:57:21.142
4 -	27.880	116.5	34.068	43.515	109.1	1:45.463	74.41	2.808	09:59:06.605
5 -	27.758	116.3	33.776	43.782	108.9	1:45.316	74.51	2.661	10:00:51.921
6 -	29.201	112.4	35.522	1:41.890	108.7	2:46.613	47.10	1:03.958	10:03:38.534
7 -	27.986	116.1	33.908	43.519	109.8	1:45.413	74.45	2.758	10:05:23.947
8 -	27.270	116.7	33.218	42.975	106.3	1:43.463 (2)	75.85	0.808	10:07:07.410
9 -	27.845	116.5	33.609	43.303	109.1	1:44.757	74.91	2.102	10:08:52.167
10 -	27.669	112.7	33.677	43.861	109.4	1:45.207	74.59	2.552	10:10:37.374
11 -	27.806	117.3	33.070	43.245	108.7	1:44.121 (3)	75.37	1.466	10:12:21.495
12 -	27.522	116.7	33.252	43.471	108.9	1:44.245	75.28	1.590	10:14:05.740
13 -	28.196	117.1	33.557	43.343	108.7	1:45.096	74.67	2.441	10:15:50.836
14 -	27.401	118.1	32.302	42.952	109.4	1:42.655 (1)	76.45		10:17:33.491

P24	77	Jason VERNON			Honda - SGR Racing				
LAP	SECTOR 1		SECTOR 2	SECTOR 3		LAP TIME	MPH	DIFF	TIME OF DAY
1 -	31.199	109.1	36.431	47.179	103.2	1:54.809	68.35	10.355	09:54:14.462
2 -	29.683	109.8	34.938	44.967	102.7	1:49.588	71.61	5.134	09:56:04.050
3 -	29.357	110.1	33.576	44.154	103.4	1:47.087	73.28	2.633	09:57:51.137

Cadwell Park
 Circuit Length = 2.1800 miles
 Start: 09:51 Flag 10:16 End: 10:18

Weather / Track : Cloudy / Dry

MCRCB BULLETIN TK091

2013 MCE British Superbike Championship - Round 8

2013 Monster Energy British Motostar Championship

QUALIFYING 1 - SECTOR ANALYSIS

SECTOR 1 = FL to I1, SECTOR 2 = I1 to I2, SECTOR 3 = I2 to FL, DIFF = Difference To Personal Best Lap

4 -	28.864	110.1	33.861	44.126	103.8	1:46.851	73.44	2.397	09:59:37.988
5 -	29.140	109.6	33.761	44.388	103.2	1:47.289	73.14	2.835	10:01:25.277
6 -	28.852	109.6	33.670	2:31.776	103.0	3:34.298	36.62	1:49.844	10:04:59.575
7 -	29.083	108.4	34.129	45.095	103.5	1:48.307	72.46	3.853	10:06:47.882
8 -	28.844	110.0	33.309	44.386	104.0	1:46.539	73.66	2.085	10:08:34.421
9 -	28.106	110.0	33.009	44.018	103.7	1:45.133 (2)	74.64	0.679	10:10:19.554
10 -	28.953	107.0	35.579	1:44.280	101.8	2:48.812	46.48	1:04.358	10:13:08.366
11 -	28.252	111.6	32.990	43.212	104.0	1:44.454 (1)	75.13		10:14:52.820
12 -	28.402	110.1	33.272	43.541	103.4	1:45.215 (3)	74.59	0.761	10:16:38.035

MCRCB BULLETIN TK092**2013 MCE British Superbike Championship - Round 8****2013 Monster Energy British Motostar Championship****QUALIFYING 1 - BEST SPEEDS**

POS	SECTOR 1			SECTOR 2			FINISH LINE		
	NO	NAME	MPH	NO	NAME	MPH	NO	NAME	MPH
1	67	Andy REID	122.6				67	Andy REID	114.1
2	95	Tarran MACKENZIE	122.2				66	Joe IRVING	113.7
3	66	Joe IRVING	122.0				95	Tarran MACKENZIE	113.3
4	3	Taz TAYLOR	120.4				3	Taz TAYLOR	112.0
5	17	Tom CARNE	119.6				40	Joe FRANCIS	111.6
6	40	Joe FRANCIS	118.7				43	Arnie SHELTON	110.5
7	43	Arnie SHELTON	118.5				79	Chris TAYLOR	110.3
8	79	Chris TAYLOR	118.1				24	Daniel COSTILLA	110.1
9	13	Sam BURMAN	117.9				17	Tom CARNE	110.0
10	80	Callum BEY	117.7				42	James HOBSON	110.0
11	12	Edward RENDELL	117.5				80	Callum BEY	109.6
12	24	Daniel COSTILLA	116.9				13	Sam BURMAN	109.4
13	82	Jon VINCENT	116.9				22	Stephanie WADDELOW	109.4
14	42	James HOBSON	116.7				12	Edward RENDELL	108.9
15	90	Greg GREENWOOD	116.7				35	Elliot LODGE	108.9
16	10	Peter SUTHERLAND	116.5				10	Peter SUTHERLAND	108.2
17	41	Milo WARD	116.5				90	Greg GREENWOOD	108.2
18	22	Stephanie WADDELOW	116.1				41	Milo WARD	107.8
19	35	Elliot LODGE	114.7				36	Jayson URIBE	107.5
20	36	Jayson URIBE	114.7				82	Jon VINCENT	107.2
21	44	Jake BAYFORD	114.3				44	Jake BAYFORD	107.0
22	77	Jason VERNON	111.6				65	Josh OWENS	105.5
23	65	Josh OWENS	110.1				77	Jason VERNON	104.0
24	2	Tom BOOTH-AMOS	105.5				2	Tom BOOTH-AMOS	101.2

Weather / Track : Cloudy / Dry

Results can be found at www.tsl-timing.comCadwell Park
Circuit Length = 2.1800 miles
Start: 09:51 Flag 10:16 End: 10:18

Printed - 10:20 Sunday, 25 August 2013

MCRCB BULLETIN TK093

2013 MCE British Superbike Championship - Round 8

2013 Monster Energy British Motostar Championship

QUALIFYING 1 - BEST SECTORS

SECTOR 1			SECTOR 2			SECTOR 3			IDEAL / BEST COMPARISON						
POS	NO	NAME	TIME	NO	NAME	TIME	NO	NAME	TIME	POS	NO	NAME	IDEAL	BEST	DIFF
1	67	REID	24.944	67	REID	29.275	67	REID	39.101				PERFECT LAP	1:33.320	
2	40	FRANCIS	25.230	40	FRANCIS	29.351	40	FRANCIS	39.546	1	67	REID	1:33.320	1:33.320	0.000
3	95	MACKENZIE	25.421	12	RENDELL	29.823	12	RENDELL	39.714	2	40	FRANCIS	1:34.127	1:34.127	0.000
4	66	IRVING	25.490	43	SHELTON	30.196	95	MACKENZIE	39.920	3	12	RENDELL	1:35.101	1:35.289	0.188
5	12	RENDELL	25.564	95	MACKENZIE	30.202	66	IRVING	40.144	4	95	MACKENZIE	1:35.543	1:35.543	0.000
6	43	SHELTON	25.663	66	IRVING	30.465	43	SHELTON	40.458	5	66	IRVING	1:36.099	1:36.197	0.098
7	17	CARNE	25.950	10	SUTHERLAND	30.505	10	SUTHERLAND	40.649	6	43	SHELTON	1:36.317	1:36.317	0.000
8	42	HOBSON	26.073	80	BEY	30.746	82	VINCENT	40.890	7	10	SUTHERLAND	1:37.379	1:37.560	0.181
9	3	TAYLOR	26.177	42	HOBSON	30.810	17	CARNE	40.897	8	17	CARNE	1:37.814	1:37.931	0.117
10	10	SUTHERLAND	26.225	35	LODGE	30.830	3	TAYLOR	41.258	9	80	BEY	1:38.342	1:38.574	0.232
11	41	WARD	26.295	82	VINCENT	30.906	80	BEY	41.273	10	82	VINCENT	1:38.479	1:38.479	0.000
12	80	BEY	26.323	41	WARD	30.943	41	WARD	41.344	11	42	HOBSON	1:38.567	1:38.648	0.081
13	22	WADDELOW	26.357	17	CARNE	30.967	22	WADDELOW	41.345	12	41	WARD	1:38.582	1:38.909	0.327
14	24	COSTILLA	26.522	3	TAYLOR	31.155	36	URIBE	41.465	13	3	TAYLOR	1:38.590	1:38.981	0.391
15	90	GREENWOOD	26.566	22	WADDELOW	31.195	35	LODGE	41.503	14	22	WADDELOW	1:38.897	1:39.439	0.542
16	82	VINCENT	26.683	65	OWENS	31.297	42	HOBSON	41.684	15	35	LODGE	1:39.040	1:39.040	0.000
17	35	LODGE	26.707	36	URIBE	31.406	44	BAYFORD	41.818	16	36	URIBE	1:39.844	1:40.075	0.231
18	44	BAYFORD	26.946	44	BAYFORD	31.499	2	BOOTH-AMOS	41.994	17	44	BAYFORD	1:40.263	1:40.519	0.256
19	36	URIBE	26.973	24	COSTILLA	31.749	65	OWENS	42.502	18	24	COSTILLA	1:40.809	1:40.980	0.171
20	13	BURMAN	27.026	90	GREENWOOD	31.897	24	COSTILLA	42.538	19	65	OWENS	1:40.951	1:41.085	0.134
21	65	OWENS	27.152	2	BOOTH-AMOS	31.931	13	BURMAN	42.639	20	90	GREENWOOD	1:41.154	1:41.222	0.068
22	79	TAYLOR	27.270	13	BURMAN	32.217	90	GREENWOOD	42.691	21	2	BOOTH-AMOS	1:41.663	1:41.788	0.125
23	2	BOOTH-AMOS	27.738	79	TAYLOR	32.302	79	TAYLOR	42.952	22	13	BURMAN	1:41.882	1:42.213	0.331
24	77	VERNON	28.106	77	VERNON	32.990	77	VERNON	43.212	23	79	TAYLOR	1:42.524	1:42.655	0.131
										24	77	VERNON	1:44.308	1:44.454	0.146

Weather / Track : Cloudy / Dry

Results can be found at www.tsl-timing.com

Cadwell Park
 Circuit Length = 2.1800 miles
 Start: 09:51 Flag 10:16 End: 10:18

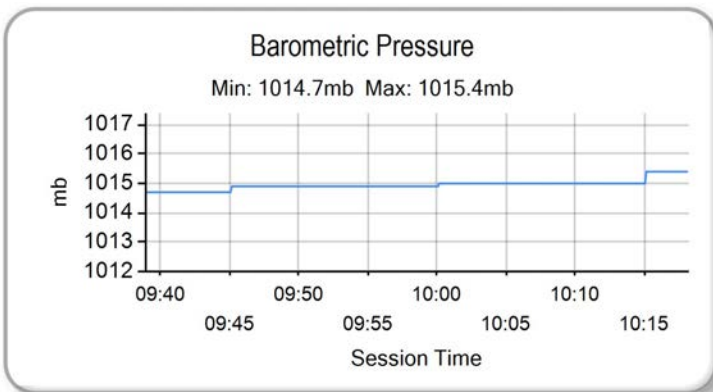
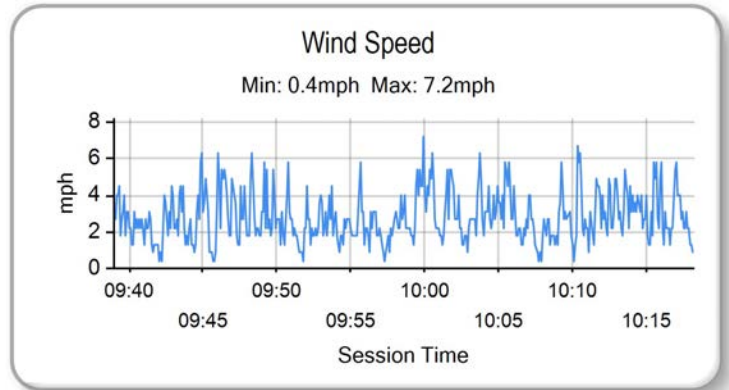
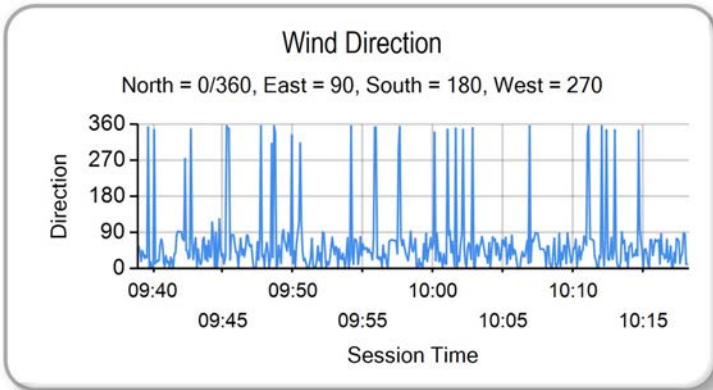
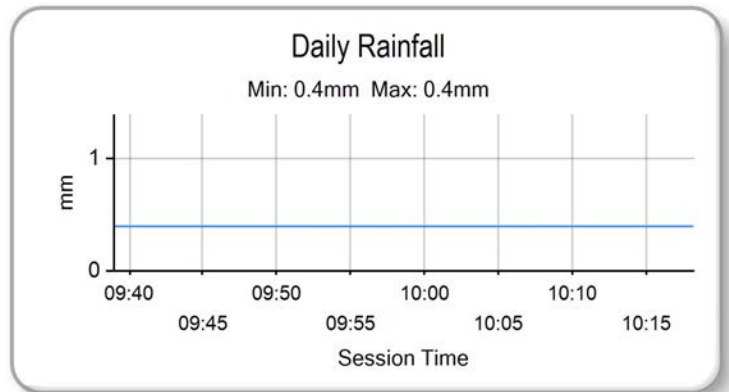
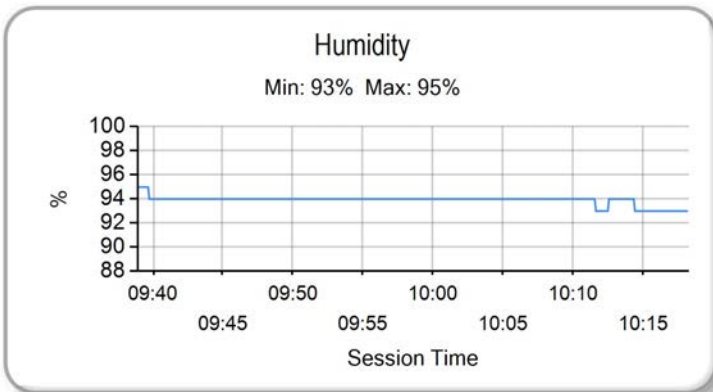
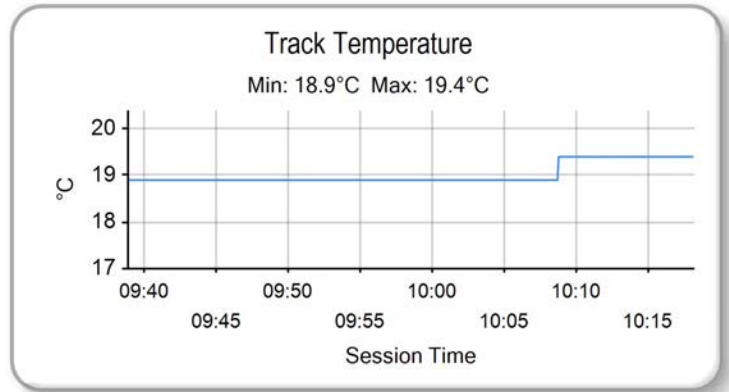
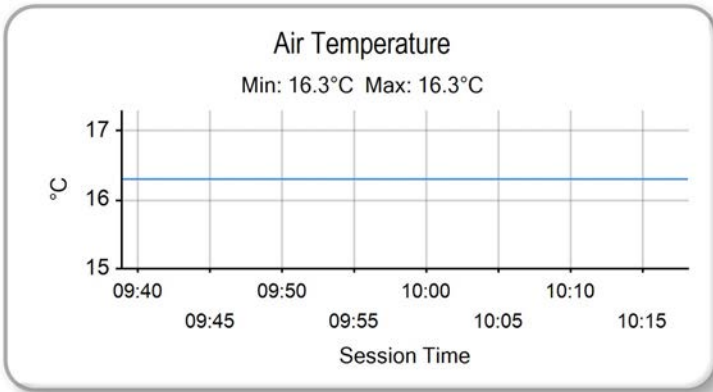
Printed - 10:20 Sunday, 25 August 2013

MCRCB BULLETIN TK094

2013 MCE British Superbike Championship - Round 8

2013 Monster Energy British Motostar Championship

QUALIFYING 1 - WEATHER CONDITIONS



Weather / Track : Cloudy / Dry

Results can be found at www.tsl-timing.com

Cadwell Park
Circuit Length = 2.1800 miles
Start: 09:51 Flag 10:16 End: 10:18

Printed - 10:21 Sunday, 25 August 2013

QUALIFYING - COMBINED CLASSIFICATION



POS	NO	CL	PIC NAME	ENTRY	FIRST		SECOND		GAP	DIFF
					TIME	LAPS	TIME	LAPS		
1	67		1 Andy REID	Honda - RS Racing	1:33.320	14	1:35.626	9		
2	40	M3	1 Joe FRANCIS	Honda - Team WD40	1:34.127	15	1:33.834	14	0.514	0.514
3	12		2 Edward RENDELL	Honda - Banks Racing	1:35.289	14	1:34.774	13	1.454	0.940
4	95	M3	2 Tarran MACKENZIE	KTM - Redline KTM	1:35.543	12	1:34.980	15	1.660	0.206
5	43		3 Arnie SHELTON	Honda - e3 motorsport	1:36.317	11	1:35.754	13	2.434	0.774
6	17		4 Tom CARNE	Honda - TC Racing / SP125 racing	1:37.931	4	1:35.926	15	2.606	0.172
7	10		5 Peter SUTHERLAND	Aprilia - Kinpac Racing / Floorcoat UK	1:37.560	14	1:36.110	14	2.790	0.184
8	66	M3	3 Joe IRVING	KTM - RS Racing / The Toad and Tatle Pub	1:36.197	8	1:37.007	11	2.877	0.087
9	80		6 Callum BEY	Honda - RCD Motorsport	1:38.574	15	1:36.876	15	3.556	0.679
10	3		7 Taz TAYLOR	Luyten Honda - FPW Racing	1:38.981	13	1:36.918	15	3.598	0.042
11	82		8 Jon VINCENT	Honda - Molly / JVR Racing	1:38.479	14	1:38.008	14	4.688	1.090
12	41		9 Milo WARD	Luyten Honda - FPW Racing	1:38.909	15	1:38.013	15	4.693	0.005
13	35		10 Elliot LODGE	Honda - SP125 / SpikeRacing	1:39.040	14	1:38.024	12	4.704	0.011
14	42	M3	4 James HOBSON	Honda - Two 4 Motorsport	1:38.648	13	1:38.796	15	5.328	0.624
15	36		11 Jayson URIBE	Honda - Rock and Sons Racing	1:40.075	14	1:39.212	12	5.892	0.564
16	22		12 Stephanie WADDELOW	Honda - SP125 / Flossy Racing	1:39.439	13	1:39.241	14	5.921	0.029
17	24		13 Daniel COSTILLA	Honda - Repli-Cast UK	1:40.980	12	1:40.071	15	6.751	0.830
18	44		14 Jake BAYFORD	Honda - j4ke.com	1:40.519	14	1:47.043	1	7.199	0.448
19	65		15 Josh OWENS	Honda - JPL / George Roberts	1:41.085	7		0	7.765	0.566
20	90		16 Greg GREENWOOD	Luyten Honda - FPW Racing	1:41.222	15	1:42.808	10	7.902	0.137
21	13	M3	5 Sam BURMAN	Honda - WNT / Burman Racing	1:42.213	14	1:41.422	15	8.102	0.200
22	2	M3	6 Tom BOOTH-AMOS	BMS PreM3 - FAB Racing	1:41.788	13	1:42.108	10	8.468	0.366
23	77		17 Jason VERNON	Honda - SGR Racing	1:44.454	12	1:42.378	14	9.058	0.590
24	79	M3	7 Chris TAYLOR	Honda - Elevator Bridle & Saddle Co / Coventry Ducati	1:42.655	14	1:42.386	14	9.066	0.008

Weather / Track : Bright / Dry

These results are provisional until the conclusion of any judicial and technical matters.

Cadwell Park

Circuit Length = 2.1800 miles

Start: 14:05 Flag 14:30 End: 14:31

Race Director :

Stewards :

Timekeeper :

Results can be found at www.britishsuperbike.com

Printed - 14:32 Sunday, 25 August 2013



QUALIFYING 2 - CLASSIFICATION



POS	NO	CL	PIC NAME	ENTRY	TIME	ON	LAPS	GAP	DIFF	MPH
1	40	M3	1 Joe FRANCIS	Honda - Team WD40	1:33.834	13	14			83.63
2	12		1 Edward RENDELL	Honda - Banks Racing	1:34.774	9	13	0.940	0.940	82.80
3	95	M3	2 Tarran MACKENZIE	KTM - Redline KTM	1:34.980	15	15	1.146	0.206	82.62
4	67		2 Andy REID	Honda - RS Racing	1:35.626	6	9	1.792	0.646	82.07
5	43		3 Arnie SHELTON	Honda - e3 motorsport	1:35.754	13	13	1.920	0.128	81.96
6	17		4 Tom CARNE	Honda - TC Racing / SP125 racing	1:35.926	14	15	2.092	0.172	81.81
7	10		5 Peter SUTHERLAND	Aprilia - Kinpac Racing / Floorcoat UK	1:36.110	12	14	2.276	0.184	81.65
8	80		6 Callum BEY	Honda - RCD Motorsport	1:36.876	14	15	3.042	0.766	81.01
9	3		7 Taz TAYLOR	Luyten Honda - FPW Racing	1:36.918	15	15	3.084	0.042	80.97
10	66	M3	3 Joe IRVING	KTM - RS Racing / The Toad and Tatle Pub	1:37.007	11	11	3.173	0.089	80.90
11	82		8 Jon VINCENT	Honda - Molly / JVR Racing	1:38.008	12	14	4.174	1.001	80.07
12	41		9 Milo WARD	Luyten Honda - FPW Racing	1:38.013	14	15	4.179	0.005	80.07
13	35		10 Elliot LODGE	Honda - SP125 / SpikeRacing	1:38.024	12	12	4.190	0.011	80.06
14	42	M3	4 James HOBSON	Honda - Two 4 Motorsport	1:38.796	11	15	4.962	0.772	79.43
15	36		11 Jayson URIBE	Honda - Rock and Sons Racing	1:39.212	8	12	5.378	0.416	79.10
16	22		12 Stephanie WADDELOW	Honda - SP125 / Flossy Racing	1:39.241	12	14	5.407	0.029	79.08
17	24		13 Daniel COSTILLA	Honda - Repli-Cast UK	1:40.071	14	15	6.237	0.830	78.42
18	13	M3	5 Sam BURMAN	Honda - WNT / Burman Racing	1:41.422	7	15	7.588	1.351	77.38
19	2	M3	6 Tom BOOTH-AMOS	BMS PreM3 - FAB Racing	1:42.108	7	10	8.274	0.686	76.86
20	77		14 Jason VERNON	Honda - SGR Racing	1:42.378	12	14	8.544	0.270	76.65
21	79	M3	7 Chris TAYLOR	Honda - Elevator Bridle & Saddle Co / Coventry Ducati	1:42.386	13	14	8.552	0.008	76.65
22	90		15 Greg GREENWOOD	Luyten Honda - FPW Racing	1:42.808	8	10	8.974	0.422	76.33

QUALIFYING LAPTIME (110.0% of 1:33.834) = 1:43.217

23	44		16 Jake BAYFORD	Honda - j4ke.com	1:47.043	1	1	13.209	4.235	73.31
24	65		17 Josh OWENS	Honda - JPL / George Roberts						

Weather / Track : Bright / Dry

These results are provisional until the conclusion of any judicial and technical matters.

Cadwell Park

Circuit Length = 2.1800 miles

Start: 14:05 Flag 14:30 End: 14:31

Race Director :	Stewards :	Timekeeper :
-----------------	------------	--------------

Results can be found at www.britishsuperbike.com

Printed - 14:33 Sunday, 25 August 2013

MCRCB BULLETIN TK129

2013 MCE British Superbike Championship - Round 8

2013 Monster Energy British Motostar Championship

QUALIFYING 2 - SECTOR ANALYSIS

SECTOR 1 = FL to I1, SECTOR 2 = I1 to I2, SECTOR 3 = I2 to FL, DIFF = Difference To Personal Best Lap

P1		40 M3		Joe FRANCIS		Honda - Team WD40				
LAP	SECTOR 1		SECTOR 2		SECTOR 3		LAP TIME	MPH	DIFF	TIME OF DAY
1 -	26.540	114.3	31.564	42.839	110.3	1:40.943	77.74	7.109	14:07:30.028	
2 -	25.355	121.1	30.409	41.346	109.8	1:37.110	80.81	3.276	14:09:07.138	
3 -	28.576	96.6	32.027	52.182	106.1	1:52.785	69.58	18.951	14:10:59.923	
4 -	27.684	99.8	31.457	42.091	110.7	1:41.232	77.52	7.398	14:12:41.155	
5 -	25.172	121.1	29.777	39.645	110.7	1:34.594	82.96	0.760	14:14:15.749	
6 -	25.217	117.9	29.412	39.720	110.9	1:34.349 (2)	83.18	0.515	14:15:50.098	
7 -	25.412	119.1	29.247	40.992	110.5	1:35.651	82.04	1.817	14:17:25.749	
8 -	25.158	119.4	29.505	39.766	110.0	1:34.429 (3)	83.11	0.595	14:19:00.178	
9 -	25.267	118.7	29.319	39.900	110.1	1:34.486	83.06	0.652	14:20:34.664	
10 -	26.350	106.6	30.680	3:35.845	108.0	4:32.875	28.76	2:59.041	14:25:07.539	
11 -	25.582	118.5	30.029	41.536	108.9	1:37.147	80.78	3.313	14:26:44.686	
12 -	25.378	118.3	29.337	39.929	109.8	1:34.644	82.92	0.810	14:28:19.330	
13 -	25.279	118.7	29.087	39.468	110.5	1:33.834 (1)	83.63		14:29:53.164	
14 -	25.161	119.6	29.494	39.920	111.1	1:34.575	82.98	0.741	14:31:27.739	

P2		12		Edward RENDELL		Honda - Banks Racing				
LAP	SECTOR 1		SECTOR 2		SECTOR 3		LAP TIME	MPH	DIFF	TIME OF DAY
1 -	26.458	114.3	31.133	41.655	108.4	1:39.246	79.07	4.472	14:07:30.553	
2 -	25.812	116.9	30.918	41.240	109.2	1:37.970	80.10	3.196	14:09:08.523	
3 -	26.162	116.1	30.533	40.386	108.0	1:37.081	80.84	2.307	14:10:45.604	
4 -	25.708	117.7	30.311	40.390	107.3	1:36.409	81.40	1.635	14:12:22.013	
5 -	25.544	116.3	29.923	40.448	107.8	1:35.915	81.82	1.141	14:13:57.928	
6 -	25.696	115.5	29.793	40.132	107.2	1:35.621	82.07	0.847	14:15:33.549	
7 -	25.692	114.7	29.872	2:35.105	107.2	3:30.669	37.25	1:55.895	14:19:04.218	
8 -	25.738	115.9	30.271	40.035	107.3	1:36.044	81.71	1.270	14:20:40.262	
9 -	25.732	114.9	29.563	39.479	107.7	1:34.774 (1)	82.80		14:22:15.036	
10 -	25.805	115.1	29.533	40.274	108.0	1:35.612	82.08	0.838	14:23:50.648	
11 -	25.630	116.1	29.850	40.105	107.7	1:35.585	82.10	0.811	14:25:26.233	
12 -	25.621	115.7	29.665	39.738	108.0	1:35.024 (2)	82.59	0.250	14:27:01.257	
13 -	25.823	114.5	29.631	39.784	108.7	1:35.238 (3)	82.40	0.464	14:28:36.495	

P3		95 M3		Tarran MACKENZIE		KTM - Redline KTM				
LAP	SECTOR 1		SECTOR 2		SECTOR 3		LAP TIME	MPH	DIFF	TIME OF DAY
1 -	26.892	119.6	32.612	41.912	113.5	1:41.416	77.38	6.436	14:07:27.483	
2 -	26.283	119.4	31.457	42.507	112.2	1:40.247	78.28	5.267	14:09:07.730	
3 -	29.515	117.9	31.462	41.217	111.4	1:42.194	76.79	7.214	14:10:49.924	
4 -	25.511	121.5	30.932	41.756	113.1	1:38.199	79.92	3.219	14:12:28.123	
5 -	25.613	121.1	30.737	41.167	113.9	1:37.517	80.47	2.537	14:14:05.640	
6 -	25.821	120.0	30.522	40.520	112.0	1:36.863	81.02	1.883	14:15:42.503	
7 -	25.698	120.6	30.307	40.215	112.2	1:36.220	81.56	1.240	14:17:18.723	
8 -	25.731	119.6	30.121	39.936	113.1	1:35.788	81.93	0.808	14:18:54.511	
9 -	25.441	120.9	30.206	39.757	113.7	1:35.404 (3)	82.26	0.424	14:20:29.915	
10 -	25.832	121.5	30.083	39.874	112.5	1:35.789	81.93	0.809	14:22:05.704	
11 -	25.850	120.2	30.072	39.826	112.5	1:35.748	81.96	0.768	14:23:41.452	
12 -	26.584	115.7	31.286	2:00.882	111.6	2:58.752	43.90	1:23.772	14:26:40.204	
13 -	26.020	119.6	30.433	40.462	112.0	1:36.915	80.97	1.935	14:28:17.119	
14 -	25.682	119.8	29.843	39.815	112.5	1:35.340 (2)	82.31	0.360	14:29:52.459	
15 -	25.531	121.1	29.707	39.742	112.9	1:34.980 (1)	82.62		14:31:27.439	

P4		67		Andy REID		Honda - RS Racing				
LAP	SECTOR 1		SECTOR 2		SECTOR 3		LAP TIME	MPH	DIFF	TIME OF DAY
1 -	26.427	118.5	32.017	42.203	111.2	1:40.647	77.97	5.021	14:07:11.258	
2 -	25.316	122.4	30.182	40.436	111.6	1:35.934 (3)	81.80	0.308	14:08:47.192	
3 -	25.968	120.0	30.166	40.311	111.2	1:36.445	81.37	0.819	14:10:23.637	
4 -	27.673	90.5	31.522	43.446	112.4	1:42.641	76.46	7.015	14:12:06.278	
5 -	25.559	122.9	30.467	40.734	110.7	1:36.760	81.10	1.134	14:13:43.038	
6 -	25.235	120.6	30.796	39.595	112.2	1:35.626 (1)	82.07		14:15:18.664	
7 -	25.204	119.6	29.546	10:52.925	100.0	11:47.675	11.08	10:12.049	14:27:06.339	
8 -	26.813	120.6	31.372	41.342	110.5	1:39.527	78.85	3.901	14:28:45.866	

Weather / Track : Bright / Dry

Cadwell Park
Circuit Length = 2.1800 miles
Start: 14:05 Flag 14:30 End: 14:31

MCRCB BULLETIN TK129

2013 MCE British Superbike Championship - Round 8

2013 Monster Energy British Motostar Championship

QUALIFYING 2 - SECTOR ANALYSIS

SECTOR 1 = FL to I1, SECTOR 2 = I1 to I2, SECTOR 3 = I2 to FL, DIFF = Difference To Personal Best Lap

9 - 25.502 119.6 30.032 40.300 111.6 1:35.834 (2) 81.89 0.208 14:30:21.700

P5 43		Arnie SHELTON		Honda - e3 motorsport					
LAP	SECTOR 1		SECTOR 2	SECTOR 3		LAP TIME	MPH	DIFF	TIME OF DAY
1 -	29.480	85.8	36.393	1:47.596	106.6	2:53.469	45.24	1:17.715	14:08:58.232
2 -	26.131	117.9	30.873	41.503	109.2	1:38.507	79.67	2.753	14:10:36.739
3 -	25.852	118.3	30.895	41.874	109.2	1:38.621	79.57	2.867	14:12:15.360
4 -	25.704	118.1	30.364	41.091	110.3	1:37.159	80.77	1.405	14:13:52.519
5 -	25.668	117.3	30.395	40.808	110.1	1:36.871	81.01	1.117	14:15:29.390
6 -	27.755	82.0	33.088	41.224	109.8	1:42.067	76.89	6.313	14:17:11.457
7 -	25.663	117.5	35.698	43.242	109.4	1:44.603	75.02	8.849	14:18:56.060
8 -	25.622	117.7	30.236	40.333	110.5	1:36.191 (3)	81.58	0.437	14:20:32.251
9 -	25.351	119.1	31.274	3:14.783	108.5	4:11.408	31.21	2:35.654	14:24:43.659
10 -	25.960	116.7	30.135	40.257	111.1	1:36.352	81.45	0.598	14:26:20.011
11 -	25.685	115.7	29.981	41.005	109.4	1:36.671	81.18	0.917	14:27:56.682
12 -	25.470	118.1	29.996	40.383	109.4	1:35.849 (2)	81.87	0.095	14:29:32.531
13 -	25.636	116.9	29.918	40.200	109.8	1:35.754 (1)	81.96		14:31:08.285

P6 17		Tom CARNE		Honda - TC Racing / SP125 racing					
LAP	SECTOR 1		SECTOR 2	SECTOR 3		LAP TIME	MPH	DIFF	TIME OF DAY
1 -	27.544	116.7	33.128	42.988	108.0	1:43.660	75.70	7.734	14:07:40.937
2 -	26.651	117.7	31.532	42.116	108.5	1:40.299	78.24	4.373	14:09:21.236
3 -	26.120	118.1	30.857	41.139	109.4	1:38.116	79.98	2.190	14:10:59.352
4 -	26.012	118.1	30.744	41.042	110.5	1:37.798	80.24	1.872	14:12:37.150
5 -	26.587	118.9	30.754	40.577	109.6	1:37.918	80.14	1.992	14:14:15.068
6 -	25.842	118.7	30.443	40.477	110.3	1:36.762	81.10	0.836	14:15:51.830
7 -	26.481	116.1	31.441	41.943	109.6	1:39.865	78.58	3.939	14:17:31.695
8 -	26.452	118.1	30.616	41.577	110.5	1:38.645	79.55	2.719	14:19:10.340
9 -	26.358	118.3	31.688	41.739	109.4	1:39.785	78.64	3.859	14:20:50.125
10 -	26.008	116.9	30.398	41.167	110.0	1:37.573	80.43	1.647	14:22:27.698
11 -	25.829	118.1	30.314	40.613	109.4	1:36.756	81.11	0.830	14:24:04.454
12 -	25.828	118.5	30.136	40.305	110.3	1:36.269	81.52	0.343	14:25:40.723
13 -	25.763	117.7	30.137	40.334	109.8	1:36.234 (3)	81.55	0.308	14:27:16.957
14 -	25.696	117.7	30.049	40.181	110.0	1:35.926 (1)	81.81		14:28:52.883
15 -	25.678	118.1	30.107	40.186	109.6	1:35.971 (2)	81.77	0.045	14:30:28.854

P7 10		Peter SUTHERLAND		Aprilia - Kinpac Racing / Floorcoat UK					
LAP	SECTOR 1		SECTOR 2	SECTOR 3		LAP TIME	MPH	DIFF	TIME OF DAY
1 -	26.610	115.1	31.683	41.892	107.3	1:40.185	78.33	4.075	14:07:14.243
2 -	26.046	116.3	30.552	40.761	107.2	1:37.359	80.60	1.249	14:08:51.602
3 -	26.094	116.5	30.324	40.910	107.2	1:37.328	80.63	1.218	14:10:28.930
4 -	26.022	117.5	30.623	41.593	108.5	1:38.238	79.88	2.128	14:12:07.168
5 -	25.744	119.6	31.035	42.762	108.2	1:39.541	78.84	3.431	14:13:46.709
6 -	25.953	117.3	30.504	41.069	108.7	1:37.526	80.47	1.416	14:15:24.235
7 -	26.075	116.5	30.793	2:31.631	102.6	3:28.499	37.64	1:52.389	14:18:52.734
8 -	27.253	108.7	30.839	40.490	107.8	1:38.582	79.60	2.472	14:20:31.316
9 -	25.941	116.3	30.543	40.615	108.7	1:37.099	80.82	0.989	14:22:08.415
10 -	25.995	116.3	30.364	40.303	107.2	1:36.662 (3)	81.19	0.552	14:23:45.077
11 -	26.066	116.1	30.097	40.405	107.8	1:36.568 (2)	81.26	0.458	14:25:21.645
12 -	25.831	116.3	29.920	40.359	107.7	1:36.110 (1)	81.65		14:26:57.755
13 -	25.844	116.1	30.355	41.005	108.9	1:37.204	80.73	1.094	14:28:34.959
14 -	25.861	116.1	30.261	40.979	108.9	1:37.101	80.82	0.991	14:30:12.060

P8 80		Callum BEY		Honda - RCD Motorsport					
LAP	SECTOR 1		SECTOR 2	SECTOR 3		LAP TIME	MPH	DIFF	TIME OF DAY
1 -	OUTLAP	115.5	32.646	42.988	106.5	1:47.236	73.18	10.360	14:07:09.732
2 -	26.696	116.3	30.997	41.658	107.7	1:39.351	78.99	2.475	14:08:49.083
3 -	26.306	119.6	31.216	40.976	108.7	1:38.498	79.67	1.622	14:10:27.581
4 -	26.255	117.9	31.585	41.295	110.3	1:39.135	79.16	2.259	14:12:06.716
5 -	26.095	120.2	30.993	41.917	110.3	1:39.005	79.26	2.129	14:13:45.721
6 -	26.221	116.9	30.729	41.312	107.8	1:38.262	79.86	1.386	14:15:23.983

Cadwell Park

Circuit Length = 2.1800 miles

Start: 14:05 Flag 14:30 End: 14:31

Weather / Track : Bright / Dry

MCRCB BULLETIN TK129

2013 MCE British Superbike Championship - Round 8

2013 Monster Energy British Motostar Championship

QUALIFYING 2 - SECTOR ANALYSIS

SECTOR 1 = FL to I1, SECTOR 2 = I1 to I2, SECTOR 3 = I2 to FL, DIFF = Difference To Personal Best Lap

7 -	26.288	117.7	30.450	40.943	109.8	1:37.681	80.34	0.805	14:17:01.664
8 -	28.030	97.6	34.119	41.962	107.3	1:44.111	75.38	7.235	14:18:45.775
9 -	26.205	117.7	30.543	40.936	107.7	1:37.684	80.34	0.808	14:20:23.459
10 -	26.278	117.5	30.218	40.570	108.9	1:37.066	80.85	0.190	14:22:00.525
11 -	26.074	118.1	30.431	41.095	108.7	1:37.600	80.41	0.724	14:23:38.125
12 -	26.285	116.7	30.500	40.856	107.8	1:37.641	80.37	0.765	14:25:15.766
13 -	26.065	117.5	30.172	40.803	107.8	1:37.040 (3)	80.87	0.164	14:26:52.806
14 -	26.122	116.9	30.198	40.556	108.7	1:36.876 (1)	81.01		14:28:29.682
15 -	26.051	117.1	30.294	40.685	108.2	1:37.030 (2)	80.88	0.154	14:30:06.712

P9		3		Taz TAYLOR		Luyten Honda - FPW Racing				
LAP	SECTOR 1		SECTOR 2		SECTOR 3		LAP TIME	MPH	DIFF	TIME OF DAY
1 -	OUTLAP	117.9	32.252	43.923	110.3	1:47.818	72.78	10.900	14:06:58.189	
2 -	26.405	118.9	31.854	41.864	110.9	1:40.123	78.38	3.205	14:08:38.312	
3 -	26.277	120.2	31.344	41.494	110.1	1:39.115	79.18	2.197	14:10:17.427	
4 -	26.123	120.0	31.301	41.298	110.7	1:38.722	79.49	1.804	14:11:56.149	
5 -	27.152	115.1	33.599	44.588	107.2	1:45.339	74.50	8.421	14:13:41.488	
6 -	26.279	119.8	31.573	41.103	111.8	1:38.955	79.30	2.037	14:15:20.443	
7 -	25.892	120.9	31.330	42.136	110.0	1:39.358	78.98	2.440	14:16:59.801	
8 -	26.017	119.8	31.316	41.321	111.6	1:38.654	79.55	1.736	14:18:38.455	
9 -	26.051	119.4	31.157	41.264	110.5	1:38.472	79.69	1.554	14:20:16.927	
10 -	26.167	118.9	31.131	41.469	110.7	1:38.767	79.46	1.849	14:21:55.694	
11 -	26.077	120.0	30.791	41.200	111.4	1:38.068	80.02	1.150	14:23:33.762	
12 -	27.828	109.6	34.164	41.033	111.1	1:43.025	76.17	6.107	14:25:16.787	
13 -	25.702	120.9	30.637	40.789	111.6	1:37.128 (2)	80.80	0.210	14:26:53.915	
14 -	25.859	119.8	30.825	40.722	111.8	1:37.406 (3)	80.57	0.488	14:28:31.321	
15 -	25.751	120.2	30.647	40.520	111.6	1:36.918 (1)	80.97		14:30:08.239	

P10		66 M3		Joe IRVING		KTM - RS Racing / The Toad and Tatle Pub				
LAP	SECTOR 1		SECTOR 2		SECTOR 3		LAP TIME	MPH	DIFF	TIME OF DAY
1 -	26.341	116.1	31.965	42.258	112.9	1:40.564	78.04	3.557	14:07:11.361	
2 -	25.754	122.2	30.730	41.252	113.7	1:37.736	80.29	0.729	14:08:49.097	
3 -	26.029	121.3	31.000	40.603	112.0	1:37.632	80.38	0.625	14:10:26.729	
4 -	25.876	121.5	30.780	42.681	112.0	1:39.337	79.00	2.330	14:12:06.066	
5 -	25.543	121.5	30.473	41.022	112.9	1:37.038 (2)	80.87	0.031	14:13:43.104	
6 -	26.020	120.6	30.851	40.603	113.5	1:37.474 (3)	80.51	0.467	14:15:20.578	
7 -	25.891	122.4	31.899	2:17.070	109.1	3:14.860	40.27	1:37.853	14:18:35.438	
8 -	26.533	118.9	30.562	41.718	111.2	1:38.813	79.42	1.806	14:20:14.251	
9 -	26.640	114.9	31.954	1:47.343	110.1	2:45.937	47.29	1:08.930	14:23:00.188	
10 -	26.104	119.8	30.825	41.009	111.8	1:37.938	80.13	0.931	14:24:38.126	
11 -	25.811	120.2	30.532	40.664	111.6	1:37.007 (1)	80.90		14:26:15.133	

P11		82		Jon VINCENT		Honda - Molly / JVR Racing				
LAP	SECTOR 1		SECTOR 2		SECTOR 3		LAP TIME	MPH	DIFF	TIME OF DAY
1 -	27.647	113.3	33.221	43.275	105.3	1:44.143	75.35	6.135	14:07:25.325	
2 -	27.515	111.6	32.225	42.166	105.1	1:41.906	77.01	3.898	14:09:07.231	
3 -	27.495	110.3	31.262	41.416	105.3	1:40.173	78.34	2.165	14:10:47.404	
4 -	26.880	113.7	31.506	42.350	100.6	1:40.736	77.90	2.728	14:12:28.140	
5 -	27.115	115.3	31.298	1:51.749	103.2	2:50.162	46.12	1:12.154	14:15:18.302	
6 -	27.880	110.0	32.588	42.216	105.6	1:42.684	76.42	4.676	14:17:00.986	
7 -	27.244	112.5	31.628	41.542	105.6	1:40.414	78.15	2.406	14:18:41.400	
8 -	26.944	112.4	31.443	41.372	106.0	1:39.759	78.67	1.751	14:20:21.159	
9 -	26.722	113.5	31.098	41.087	105.8	1:38.907	79.34	0.899	14:22:00.066	
10 -	26.628	114.1	30.902	41.041	106.0	1:38.571	79.61	0.563	14:23:38.637	
11 -	26.865	113.9	30.967	41.870	106.3	1:39.702	78.71	1.694	14:25:18.339	
12 -	26.383	114.7	30.786	40.839	106.8	1:38.008 (1)	80.07		14:26:56.347	
13 -	26.771	113.7	30.700	41.099	106.1	1:38.570 (3)	79.61	0.562	14:28:34.917	
14 -	26.800	113.5	30.859	40.720	106.0	1:38.379 (2)	79.77	0.371	14:30:13.296	

Weather / Track : Bright / Dry

Results can be found at www.tsl-timing.com

Page 3 of 6

Cadwell Park
Circuit Length = 2.1800 miles
Start: 14:05 Flag 14:30 End: 14:31

Printed - 14:34 Sunday, 25 August 2013

MCRCB BULLETIN TK129

2013 MCE British Superbike Championship - Round 8

2013 Monster Energy British Motostar Championship

QUALIFYING 2 - SECTOR ANALYSIS

SECTOR 1 = FL to I1, SECTOR 2 = I1 to I2, SECTOR 3 = I2 to FL, DIFF = Difference To Personal Best Lap

P12 41		Milo WARD		Luyten Honda - FPW Racing						
LAP	SECTOR 1		SECTOR 2		SECTOR 3		LAP TIME	MPH	DIFF	TIME OF DAY
1 -	OUTLAP	111.6	33.461	43.497	106.5	1:51.331	70.49	13.318	14:07:03.186	
2 -	26.993	112.5	31.628	42.417	106.6	1:41.038	77.67	3.025	14:08:44.224	
3 -	26.612	115.3	31.299	42.454	106.5	1:40.365	78.19	2.352	14:10:24.589	
4 -	26.806	114.9	31.052	43.753	106.8	1:41.611	77.23	3.598	14:12:06.200	
5 -	26.271	117.1	31.103	42.014	106.6	1:39.388	78.96	1.375	14:13:45.588	
6 -	26.420	116.5	30.896	41.782	107.3	1:39.098	79.19	1.085	14:15:24.686	
7 -	26.398	116.3	30.724	41.615	106.8	1:38.737	79.48	0.724	14:17:03.423	
8 -	26.501	114.7	30.646	41.238	107.2	1:38.385	79.76	0.372	14:18:41.808	
9 -	26.435	114.5	30.868	41.514	106.5	1:38.817	79.42	0.804	14:20:20.625	
10 -	26.445	114.7	30.794	41.658	106.1	1:38.897	79.35	0.884	14:21:59.522	
11 -	26.492	115.1	30.743	41.082	106.3	1:38.317	79.82	0.304	14:23:37.839	
12 -	26.641	115.1	31.601	41.639	106.5	1:39.881	78.57	1.868	14:25:17.720	
13 -	26.293	114.7	30.551	41.191	106.3	1:38.035 (2)	80.05	0.022	14:26:55.755	
14 -	26.496	114.5	30.405	41.112	106.6	1:38.013 (1)	80.07		14:28:33.768	
15 -	26.289	114.5	30.715	41.071	106.1	1:38.075 (3)	80.02	0.062	14:30:11.843	

P13 35		Elliot LODGE		Honda - SP125 / SpikeRacing						
LAP	SECTOR 1		SECTOR 2		SECTOR 3		LAP TIME	MPH	DIFF	TIME OF DAY
1 -	28.059	112.7	32.751	43.069	106.3	1:43.879	75.55	5.855	14:07:43.403	
2 -	27.001	113.5	31.695	42.755	105.6	1:41.451	77.35	3.427	14:09:24.854	
3 -	26.985	113.7	31.761	42.086	106.5	1:40.832	77.83	2.808	14:11:05.686	
4 -	26.779	113.9	31.172	41.716	107.2	1:39.667	78.74	1.643	14:12:45.353	
5 -	26.537	114.3	31.160	41.352	107.7	1:39.049 (3)	79.23	1.025	14:14:24.402	
6 -	26.694	114.1	31.473	5:06.279	106.0	6:04.446	21.53	4:26.422	14:20:28.848	
7 -	27.142	115.9	30.921	41.383	107.5	1:39.446	78.91	1.422	14:22:08.294	
8 -	26.836	115.3	30.748	42.433	108.9	1:40.017	78.46	1.993	14:23:48.311	
9 -	26.768	114.1	30.831	41.522	107.3	1:39.121	79.17	1.097	14:25:27.432	
10 -	26.491	114.7	30.627	41.828	106.1	1:38.946 (2)	79.31	0.922	14:27:06.378	
11 -	26.618	113.5	31.765	41.690	108.5	1:40.073	78.42	2.049	14:28:46.451	
12 -	26.296	115.5	30.732	40.996	107.7	1:38.024 (1)	80.06		14:30:24.475	

P14 42 M3		James HOBSON		Honda - Two 4 Motorsport						
LAP	SECTOR 1		SECTOR 2		SECTOR 3		LAP TIME	MPH	DIFF	TIME OF DAY
1 -	27.548	114.7	33.718	43.924	109.4	1:45.190	74.60	6.394	14:07:26.478	
2 -	27.325	116.3	31.939	42.557	110.9	1:41.821	77.07	3.025	14:09:08.299	
3 -	26.761	118.3	31.440	42.231	110.1	1:40.432	78.14	1.636	14:10:48.731	
4 -	26.194	118.1	31.157	41.948	110.1	1:39.299	79.03	0.503	14:12:28.030	
5 -	26.159	119.1	31.679	45.090	108.0	1:42.928	76.24	4.132	14:14:10.958	
6 -	26.365	116.7	31.262	42.324	110.1	1:39.951	78.51	1.155	14:15:50.909	
7 -	26.186	118.5	31.118	42.628	108.9	1:39.932	78.53	1.136	14:17:30.841	
8 -	26.271	116.7	30.832	42.078	110.5	1:39.181 (3)	79.12	0.385	14:19:10.022	
9 -	26.606	117.9	32.117	42.654	109.1	1:41.377	77.41	2.581	14:20:51.399	
10 -	26.486	116.3	31.191	42.271	108.9	1:39.948	78.52	1.152	14:22:31.347	
11 -	26.052	120.0	30.713	42.031	107.7	1:38.796 (1)	79.43		14:24:10.143	
12 -	26.412	115.9	33.667	50.049	84.7	1:50.128	71.26	11.332	14:26:00.271	
13 -	30.226	103.4	35.165	49.131	107.2	1:54.522	68.52	15.726	14:27:54.793	
14 -	26.473	116.7	31.286	42.521	108.9	1:40.280	78.26	1.484	14:29:35.073	
15 -	26.347	116.9	30.697	41.857	108.5	1:38.901 (2)	79.35	0.105	14:31:13.974	

P15 36		Jayson URIBE		Honda - Rock and Sons Racing						
LAP	SECTOR 1		SECTOR 2		SECTOR 3		LAP TIME	MPH	DIFF	TIME OF DAY
1 -	OUTLAP	110.1	35.417	46.952	102.6	2:01.313	64.69	22.101	14:12:15.391	
2 -	28.023	110.1	32.224	43.048	104.0	1:43.295	75.97	4.083	14:13:58.686	
3 -	27.511	110.1	31.815	41.917	104.6	1:41.243	77.51	2.031	14:15:39.929	
4 -	27.542	109.6	31.995	41.825	104.6	1:41.362	77.42	2.150	14:17:21.291	
5 -	27.344	110.1	31.608	41.804	104.6	1:40.756	77.89	1.544	14:19:02.047	
6 -	27.252	110.5	31.184	41.001	105.5	1:39.437	78.92	0.225	14:20:41.484	
7 -	27.590	109.2	31.514	41.457	105.3	1:40.561	78.04	1.349	14:22:22.045	
8 -	27.071	111.2	30.967	41.174	105.3	1:39.212 (1)	79.10		14:24:01.257	

Cadwell Park
 Circuit Length = 2.1800 miles
 Start: 14:05 Flag 14:30 End: 14:31

Weather / Track : Bright / Dry

MCRCB BULLETIN TK129

2013 MCE British Superbike Championship - Round 8

2013 Monster Energy British Motostar Championship

QUALIFYING 2 - SECTOR ANALYSIS

SECTOR 1 = FL to I1, SECTOR 2 = I1 to I2, SECTOR 3 = I2 to FL, DIFF = Difference To Personal Best Lap

9 -	27.128	110.5	31.071	41.095	104.5	1:39.294	(2)	79.03	0.082	14:25:40.551
10 -	26.741	112.0	30.949	41.605	106.0	1:39.295	(3)	79.03	0.083	14:27:19.846
11 -	27.582	108.0	31.245	41.603	106.0	1:40.430		78.14	1.218	14:29:00.276
12 -	27.008	111.2	31.658	41.122	106.1	1:39.788		78.64	0.576	14:30:40.064

P16 22		Stephanie WADDELOW			Honda - SP125 / Flossy Racing					
LAP	SECTOR 1		SECTOR 2	SECTOR 3		LAP TIME	MPH	DIFF	TIME OF DAY	
1 -	27.943	112.4	33.599	43.131	107.2	1:44.673	74.97	5.432	14:07:21.193	
2 -	27.204	116.1	32.413	42.276	107.7	1:41.893	77.02	2.652	14:09:03.086	
3 -	27.097	115.7	31.922	42.358	107.2	1:41.377	77.41	2.136	14:10:44.463	
4 -	26.800	117.5	31.589	41.967	107.8	1:40.356	78.20	1.115	14:12:24.819	
5 -	26.784	116.7	31.622	42.288	107.2	1:40.694	77.93	1.453	14:14:05.513	
6 -	26.443	117.3	31.534	41.532	108.5	1:39.509	(3)	78.86	0.268	14:15:45.022
7 -	26.710	115.7	31.641	43.203	107.8	1:41.554	77.27	2.313	14:17:26.576	
8 -	26.682	116.1	31.568	42.127	107.0	1:40.377	78.18	1.136	14:19:06.953	
9 -	26.937	114.5	32.636	2:53.900	101.2	3:53.473	33.61	2:14.232	14:23:00.426	
10 -	26.977	116.3	31.391	41.716	107.5	1:40.084	78.41	0.843	14:24:40.510	
11 -	26.521	115.7	31.286	41.545	107.5	1:39.352	(2)	78.99	0.111	14:26:19.862
12 -	26.596	115.7	30.984	41.661	108.4	1:39.241	(1)	79.08	14:27:59.103	
13 -	26.688	115.3	31.199	41.718	107.2	1:39.605	78.79	0.364	14:29:38.708	
14 -	26.559	115.9	31.279	41.731	108.5	1:39.569	78.82	0.328	14:31:18.277	

P17 24		Daniel COSTILLA			Honda - Repli-Cast UK					
LAP	SECTOR 1		SECTOR 2	SECTOR 3		LAP TIME	MPH	DIFF	TIME OF DAY	
1 -	OUTLAP	116.1	33.063	45.271	107.8	1:53.196	69.33	13.125	14:06:58.229	
2 -	26.664	118.1	32.034	43.249	109.2	1:41.947	76.98	1.876	14:08:40.176	
3 -	26.596	116.7	31.896	43.200	109.4	1:41.692	77.17	1.621	14:10:21.868	
4 -	28.748	116.3	31.676	43.198	109.2	1:43.622	75.73	3.551	14:12:05.490	
5 -	26.195	116.9	31.795	43.617	110.3	1:41.607	77.23	1.536	14:13:47.097	
6 -	26.376	118.3	31.607	42.468	109.4	1:40.451	(3)	78.12	0.380	14:15:27.548
7 -	26.328	117.3	31.616	42.794	109.4	1:40.738	77.90	0.667	14:17:08.286	
8 -	26.299	116.7	31.481	42.530	109.1	1:40.310	(2)	78.23	0.239	14:18:48.596
9 -	26.535	115.9	31.501	42.740	110.0	1:40.776	77.87	0.705	14:20:29.372	
10 -	26.480	116.1	32.143	42.576	109.4	1:41.199	77.55	1.128	14:22:10.571	
11 -	26.283	117.1	31.613	42.759	109.8	1:40.655	77.96	0.584	14:23:51.226	
12 -	26.292	117.9	31.607	42.753	109.6	1:40.652	77.97	0.581	14:25:31.878	
13 -	26.193	117.3	32.760	47.654	108.2	1:46.607	73.61	6.536	14:27:18.485	
14 -	26.330	116.3	31.486	42.255	110.5	1:40.071	(1)	78.42	14:28:58.556	
15 -	26.252	116.3	31.926	42.796	109.8	1:40.974	77.72	0.903	14:30:39.530	

P18 13 M3		Sam BURMAN			Honda - WNT / Burman Racing					
LAP	SECTOR 1		SECTOR 2	SECTOR 3		LAP TIME	MPH	DIFF	TIME OF DAY	
1 -	27.891	114.3	33.828	43.283	107.2	1:45.002	74.74	3.580	14:07:15.979	
2 -	27.571	115.3	32.828	43.156	107.0	1:43.555	75.78	2.133	14:08:59.534	
3 -	27.611	115.3	32.572	43.250	106.8	1:43.433	75.87	2.011	14:10:42.967	
4 -	27.517	116.3	32.688	42.835	107.7	1:43.040	76.16	1.618	14:12:26.007	
5 -	27.236	116.7	32.257	42.667	106.6	1:42.160	76.82	0.738	14:14:08.167	
6 -	27.133	115.1	31.997	42.472	107.0	1:41.602	(3)	77.24	0.180	14:15:49.769
7 -	27.160	116.1	32.072	42.190	108.9	1:41.422	(1)	77.38	14:17:31.191	
8 -	27.009	116.1	31.955	42.912	107.7	1:41.876	77.03	0.454	14:19:13.067	
9 -	27.292	115.3	32.139	44.455	106.1	1:43.886	75.54	2.464	14:20:56.953	
10 -	27.174	115.3	32.037	42.366	107.3	1:41.577	(2)	77.26	0.155	14:22:38.530
11 -	27.109	115.3	32.574	42.690	107.3	1:42.373	76.66	0.951	14:24:20.903	
12 -	27.098	115.9	32.110	42.599	107.3	1:41.807	77.08	0.385	14:26:02.710	
13 -	27.335	115.7	31.904	42.654	107.2	1:41.893	77.02	0.471	14:27:44.603	
14 -	27.301	115.5	32.105	42.591	107.8	1:41.997	76.94	0.575	14:29:26.600	
15 -	27.345	115.1	32.430	42.937	106.3	1:42.712	76.40	1.290	14:31:09.312	

P19 2 M3		Tom BOOTH-AMOS			BMS PreM3 - FAB Racing					
LAP	SECTOR 1		SECTOR 2	SECTOR 3		LAP TIME	MPH	DIFF	TIME OF DAY	
1 -	29.729	103.5	34.354	44.941	99.8	1:49.024	71.98	6.916	14:07:31.588	

Weather / Track : Bright / Dry

Cadwell Park
Circuit Length = 2.1800 miles
Start: 14:05 Flag 14:30 End: 14:31

MCRCB BULLETIN TK129

2013 MCE British Superbike Championship - Round 8

2013 Monster Energy British Motostar Championship

QUALIFYING 2 - SECTOR ANALYSIS

SECTOR 1 = FL to I1, SECTOR 2 = I1 to I2, SECTOR 3 = I2 to FL, DIFF = Difference To Personal Best Lap

2 -	28.395	104.6	34.550	47.007	99.1	1:49.952	71.37	7.844	14:09:21.540
3 -	28.615	103.7	33.504	1:55.848	99.7	2:57.967	44.09	1:15.859	14:12:19.507
4 -	28.359	105.6	32.131	42.396		1:42.886	76.27	0.778	14:14:02.393
5 -						1:42.475 (3)	76.58	0.367	14:15:44.868
6 -						1:42.240 (2)	76.76	0.132	14:17:27.108
7 -						1:42.108 (1)	76.86		14:19:09.216
8 -						1:42.641	76.46	0.533	14:20:51.857
9 -				IN PIT		3:59.385 P	32.78	2:17.277	14:24:51.242
10 -	OUTLAP				97.1	5:28.536	23.88	3:46.428	14:30:19.779

P20	77	Jason VERNON			Honda - SGR Racing				
LAP	SECTOR 1		SECTOR 2	SECTOR 3		LAP TIME	MPH	DIFF	TIME OF DAY
1 -	28.892	111.1	34.462	43.850	104.5	1:47.204	73.20	4.826	14:07:26.156
2 -	27.878	111.4	32.894	43.279	104.2	1:44.051	75.42	1.673	14:09:10.207
3 -	27.926	111.8	32.576	42.841	103.5	1:43.343	75.94	0.965	14:10:53.550
4 -	28.270	111.8	32.346	42.897	104.2	1:43.513	75.81	1.135	14:12:37.063
5 -	27.855	111.2	32.478	42.791	104.3	1:43.124	76.10	0.746	14:14:20.187
6 -	27.660	111.2	32.460	42.762	103.7	1:42.882	76.28	0.504	14:16:03.069
7 -	27.636	112.0	32.279	42.884	103.2	1:42.799	76.34	0.421	14:17:45.868
8 -	27.630	110.7	32.318	42.585	104.0	1:42.533 (3)	76.54	0.155	14:19:28.401
9 -	27.647	110.1	32.807	2:00.476	102.7	3:00.930	43.37	1:18.552	14:22:29.331
10 -	27.985	110.0	32.395	42.918	103.8	1:43.298	75.97	0.920	14:24:12.629
11 -	27.777	110.3	32.044	44.219	103.2	1:44.040	75.43	1.662	14:25:56.669
12 -	27.968	110.3	31.878	42.532	104.0	1:42.378 (1)	76.65		14:27:39.047
13 -	28.070	109.8	32.070	42.657	103.5	1:42.797	76.34	0.419	14:29:21.844
14 -	27.858	110.1	31.892	42.712	104.3	1:42.462 (2)	76.59	0.084	14:31:04.306

P21	79 M3	Chris TAYLOR			Honda - Elevator Bridle & Saddle Co / Coventry Ducati				
LAP	SECTOR 1		SECTOR 2	SECTOR 3		LAP TIME	MPH	DIFF	TIME OF DAY
1 -	27.695	117.7	33.843	43.795	110.0	1:45.333	74.50	2.947	14:07:27.423
2 -	27.117	119.6	33.129	43.358	110.3	1:43.604	75.75	1.218	14:09:11.027
3 -	27.328	113.3	32.759	42.582	110.7	1:42.669	76.44	0.283	14:10:53.696
4 -	27.238	117.9	32.741	42.801	108.7	1:42.780	76.35	0.394	14:12:36.476
5 -	27.360	112.7	32.919	43.108	108.0	1:43.387	75.90	1.001	14:14:19.863
6 -	27.324	117.1	32.738	42.616	108.2	1:42.678	76.43	0.292	14:16:02.541
7 -	27.297	116.9	32.652	42.684	109.1	1:42.633	76.46	0.247	14:17:45.174
8 -	27.157	116.7	32.521	42.764	108.5	1:42.442 (2)	76.60	0.056	14:19:27.616
9 -	27.202	115.5	33.809	1:36.159	108.5	2:37.170	49.93	54.784	14:22:04.786
10 -	27.686	116.7	32.828	42.756	109.1	1:43.270	75.99	0.884	14:23:48.056
11 -	27.299	118.5	32.644	42.622	109.1	1:42.565 (3)	76.51	0.179	14:25:30.621
12 -	27.251	116.9	32.609	43.086	108.7	1:42.946	76.23	0.560	14:27:13.567
13 -	27.084	116.3	32.475	42.827	108.4	1:42.386 (1)	76.65		14:28:55.953
14 -	27.165	113.9	33.265	42.779	109.2	1:43.209	76.04	0.823	14:30:39.162

P22	90	Greg GREENWOOD			Luyten Honda - FPW Racing				
LAP	SECTOR 1		SECTOR 2	SECTOR 3		LAP TIME	MPH	DIFF	TIME OF DAY
1 -	OUTLAP	112.5	33.314	44.417	106.6	1:51.925	70.11	9.117	14:07:02.395
2 -	27.786	112.0	32.506	43.871	105.8	1:44.163	75.34	1.355	14:08:46.558
3 -	27.514	114.7	32.646	43.614	106.0	1:43.774 (3)	75.62	0.966	14:10:30.332
4 -	27.725	113.9	32.551	45.367	106.6	1:45.643	74.28	2.835	14:12:15.975
5 -	27.186	114.3	32.117	43.507	106.5	1:42.810 (2)	76.33	0.002	14:13:58.785
6 -	27.598	114.5	32.719	43.540	106.0	1:43.857	75.56	1.049	14:15:42.642
7 -	27.302	113.5	32.416	44.159	106.1	1:43.877	75.55	1.069	14:17:26.519
8 -	27.503	114.1	32.086	43.219	107.0	1:42.808 (1)	76.33		14:19:09.327
9 -	27.226	113.7	31.983	IN PIT		3:55.395 P	33.33	2:12.587	14:23:04.722
10 -	OUTLAP	112.0	32.700	43.452	106.6	1:50.909	70.76	8.101	14:24:55.631

P23	44	Jake BAYFORD			Honda - j4ke.com				
LAP	SECTOR 1		SECTOR 2	SECTOR 3		LAP TIME	MPH	DIFF	TIME OF DAY
1 -	28.279	106.1	34.248	44.516	105.3	1:47.043 (1)	73.31		14:07:23.277

Weather / Track : Bright / Dry

MCRCB BULLETIN TK123**2013 MCE British Superbike Championship - Round 8****2013 Pirelli National Superstock 600 Championship with Black Horse****QUALIFYING 2 - BEST SPEEDS**

POS	SECTOR 1			SECTOR 2			FINISH LINE		
	NO	NAME	MPH	NO	NAME	MPH	NO	NAME	MPH
1	97	Josh CORNER	143.7				101	Callan COOPER	132.6
2	66	Kurt WIGLEY	143.3				22	Mason LAW	132.3
3	2	Luke HEDGER	143.0				57	Levi DAY	131.5
4	101	Callan COOPER	143.0				66	Kurt WIGLEY	131.3
5	7	James LODGE	142.7				7	James LODGE	130.5
6	57	Levi DAY	142.7				97	Josh CORNER	130.5
7	5	Harry HARTLEY	142.4				34	James MUTTON	130.0
8	22	Mason LAW	142.4				56	Mark WILKINSON	130.0
9	45	Tom FISHER	142.4				79	Grant WHITAKER	130.0
10	50	Tim HASTINGS	142.4				2	Luke HEDGER	129.8
11	18	Jordan SIMPKIN	142.1				4	Philip WAKEFIELD	129.8
12	33	Richie LEECH	142.1				5	Harry HARTLEY	129.8
13	56	Mark WILKINSON	142.1				50	Tim HASTINGS	129.8
14	23	Joe COLLIER	141.8				91	Andrew FISHER	129.8
15	64	Matt OGDEN	141.8				45	Tom FISHER	129.5
16	79	Grant WHITAKER	141.8				23	Joe COLLIER	129.3
17	75	Jamie PERRIN	141.2				61	Benjamin CURRIE	129.3
18	34	James MUTTON	140.9				33	Richie LEECH	129.0
19	8	Andrew IRWIN	140.6				38	Niall CAMPBELL	129.0
20	16	Ben GODFREY	140.6				47	Nick ANDERSON	129.0
21	17	Matthew PAULO	140.6				99	Matthew WIGLEY	129.0
22	98	Michael ROBERTSON	140.6				16	Ben GODFREY	128.8
23	4	Philip WAKEFIELD	140.3				24	Jordan GILBERT	128.8
24	47	Nick ANDERSON	140.1				55	Aaron CLARKE	128.8
25	91	Andrew FISHER	140.1				64	Matt OGDEN	128.8
26	99	Matthew WIGLEY	139.8				75	Jamie PERRIN	128.8
27	38	Niall CAMPBELL	139.5				8	Andrew IRWIN	128.5
28	55	Aaron CLARKE	139.5				98	Michael ROBERTSON	128.5
29	61	Benjamin CURRIE	139.5				17	Matthew PAULO	128.3
30	80	Dan STAMPER	139.5				18	Jordan SIMPKIN	128.0
31	36	Bradley HUGHES	139.2				80	Dan STAMPER	128.0
32	52	Tommy PHILP	138.9				52	Tommy PHILP	127.8
33	88	Josh DALEY	138.9				88	Josh DALEY	127.8
34	89	Daz ODLIN	138.6				114	Dayne BLACKBURN	127.8
35	114	Dayne BLACKBURN	138.6				94	Greg GILFILLAN	127.3
36	24	Jordan GILBERT	138.3				193	Dale THOMAS	126.6
37	94	Greg GILFILLAN	138.0				69	Rowan MILLER	126.3
38	193	Dale THOMAS	138.0				27	Peter CARR	126.1
39	69	Rowan MILLER	137.7				36	Bradley HUGHES	125.9
40	27	Peter CARR	137.5				89	Daz ODLIN	125.2

Weather / Track : Bright / Dry

Results can be found at www.tsl-timing.com

Cadwell Park

Circuit Length = 2.1800 miles

Start: 13:01 Flag 13:26 End: 13:27

Printed - 13:31 Sunday, 25 August 2013

MCRCB BULLETIN TK131

2013 MCE British Superbike Championship - Round 8

2013 Monster Energy British Motostar Championship

QUALIFYING 2 - BEST SECTORS

SECTOR 1			SECTOR 2			SECTOR 3			IDEAL / BEST COMPARISON						
POS	NO	NAME	TIME	NO	NAME	TIME	NO	NAME	TIME	POS	NO	NAME	IDEAL	BEST	DIFF
1	40	FRANCIS	25.158	40	FRANCIS	29.087	40	FRANCIS	39.468				PERFECT LAP	1:33.713	
2	67	REID	25.204	12	RENDELL	29.533	12	RENDELL	39.479	1	40	FRANCIS	1:33.713	1:33.834	0.121
3	43	SHELTON	25.351	67	REID	29.546	67	REID	39.595	2	67	REID	1:34.345	1:35.626	1.281
4	95	MACKENZIE	25.441	95	MACKENZIE	29.707	95	MACKENZIE	39.742	3	12	RENDELL	1:34.556	1:34.774	0.218
5	66	IRVING	25.543	43	SHELTON	29.918	17	CARNE	40.181	4	95	MACKENZIE	1:34.890	1:34.980	0.090
6	12	RENDELL	25.544	10	SUTHERLAND	29.920	43	SHELTON	40.200	5	43	SHELTON	1:35.469	1:35.754	0.285
7	17	CARNE	25.678	17	CARNE	30.049	10	SUTHERLAND	40.303	6	17	CARNE	1:35.908	1:35.926	0.018
8	3	TAYLOR	25.702	80	BEY	30.172	3	TAYLOR	40.520	7	10	SUTHERLAND	1:35.967	1:36.110	0.143
9	10	SUTHERLAND	25.744	41	WARD	30.405	80	BEY	40.556	8	66	IRVING	1:36.619	1:37.007	0.388
10	80	BEY	26.051	66	IRVING	30.473	66	IRVING	40.603	9	80	BEY	1:36.779	1:36.876	0.097
11	42	HOBSON	26.052	35	LODGE	30.627	82	VINCENT	40.720	10	3	TAYLOR	1:36.859	1:36.918	0.059
12	24	COSTILLA	26.193	3	TAYLOR	30.637	35	LODGE	40.996	11	41	WARD	1:37.747	1:38.013	0.266
13	41	WARD	26.271	42	HOBSON	30.697	36	URIBE	41.001	12	82	VINCENT	1:37.803	1:38.008	0.205
14	35	LODGE	26.296	82	VINCENT	30.700	41	WARD	41.071	13	35	LODGE	1:37.919	1:38.024	0.105
15	82	VINCENT	26.383	36	URIBE	30.949	22	WADDELOW	41.532	14	42	HOBSON	1:38.606	1:38.796	0.190
16	22	WADDELOW	26.443	22	WADDELOW	30.984	42	HOBSON	41.857	15	36	URIBE	1:38.691	1:39.212	0.521
17	36	URIBE	26.741	24	COSTILLA	31.481	13	BURMAN	42.190	16	22	WADDELOW	1:38.959	1:39.241	0.282
18	90	GREENWOOD	26.910	77	VERNON	31.878	24	COSTILLA	42.255	17	24	COSTILLA	1:39.929	1:40.071	0.142
19	13	BURMAN	27.009	13	BURMAN	31.904	2	BOOTH-AMOS	42.396	18	13	BURMAN	1:41.103	1:41.422	0.319
20	79	TAYLOR	27.084	90	GREENWOOD	31.983	77	VERNON	42.532	19	77	VERNON	1:42.040	1:42.378	0.338
21	65	OWENS	27.623	2	BOOTH-AMOS	32.131	79	TAYLOR	42.582	20	90	GREENWOOD	1:42.112	1:42.808	0.696
22	77	VERNON	27.630	79	TAYLOR	32.475	90	GREENWOOD	43.219	21	79	TAYLOR	1:42.141	1:42.386	0.245
23	44	BAYFORD	27.831	44	BAYFORD	34.248	44	BAYFORD	44.516	22	2	BOOTH-AMOS	1:42.886	1:42.108	-0.778
24	2	BOOTH-AMOS	28.359							23	44	BAYFORD	1:46.595	1:47.043	0.448

Weather / Track : Bright / Dry

Results can be found at www.tsl-timing.com

Cadwell Park
 Circuit Length = 2.1800 miles
 Start: 14:05 Flag 14:30 End: 14:31

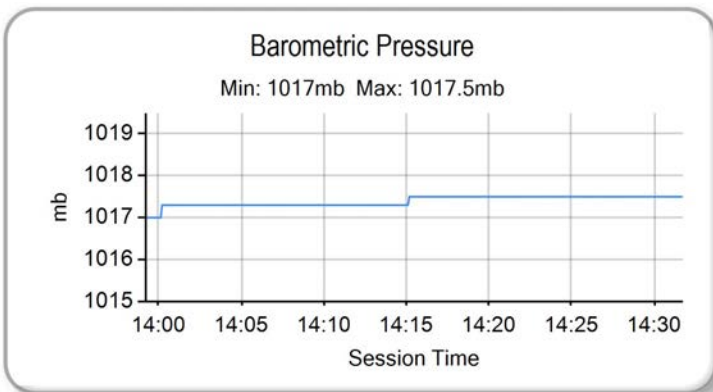
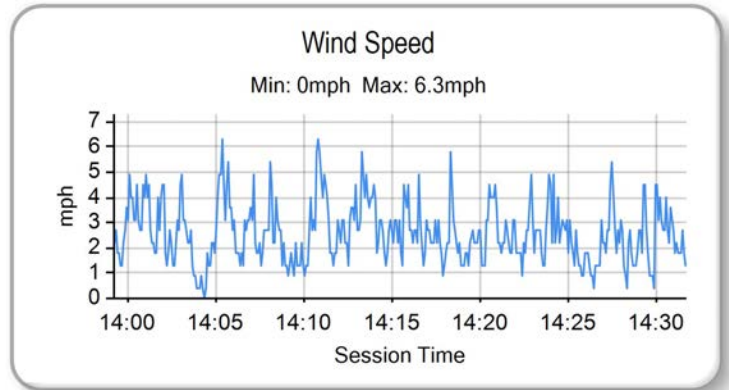
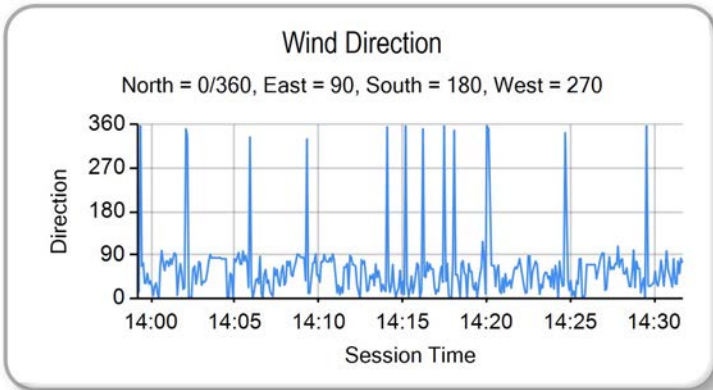
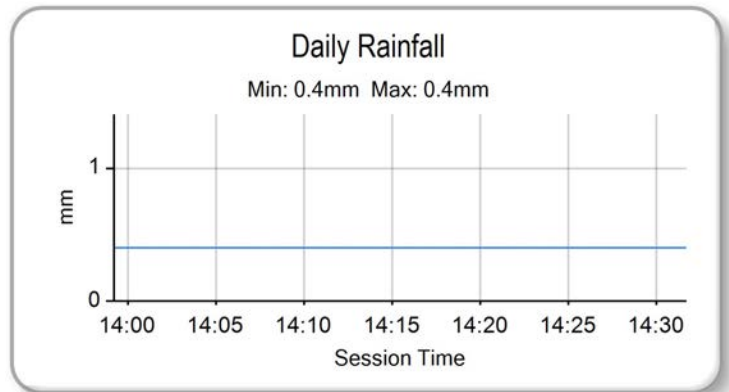
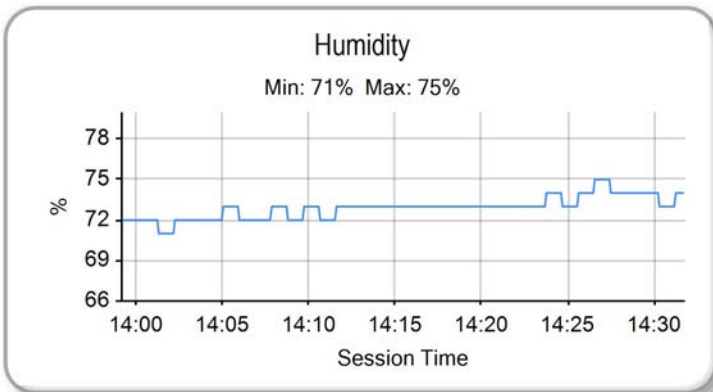
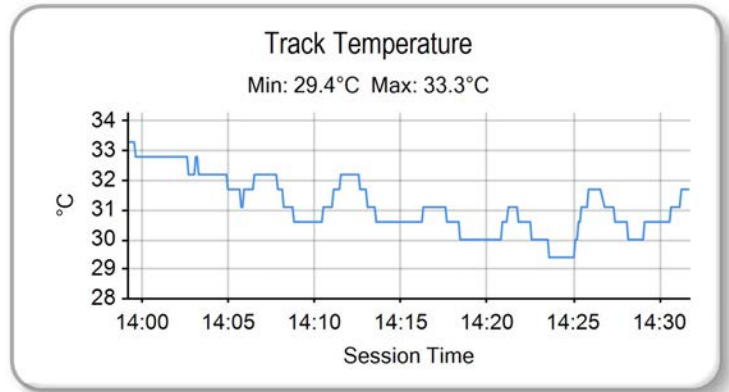
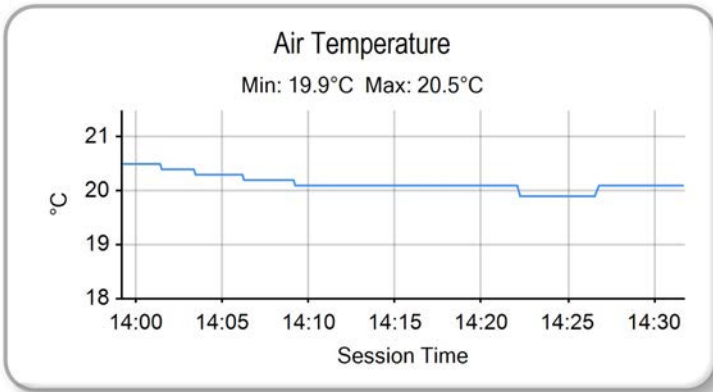
Printed - 14:34 Sunday, 25 August 2013

MCRCB BULLETIN TK132

2013 MCE British Superbike Championship - Round 8

2013 Monster Energy British Motostar Championship

QUALIFYING 2 - WEATHER CONDITIONS



Weather / Track : Bright / Dry

Results can be found at www.tsl-timing.com

Cadwell Park
Circuit Length = 2.1800 miles
Start: 14:05 Flag 14:30 End: 14:31

Printed - 14:35 Sunday, 25 August 2013



ROW 8	22	2	1:41.788	Tom BOOTH-AMOS	23	77	1:42.378	Jason VERNON	24	79	1:42.386	Chris TAYLOR
ROW 7	19	65	1:41.085	Josh OWENS	20	90	1:41.222	Greg GREENWOOD	21	13	1:41.422	Sam BURMAN
ROW 6	16	22	1:39.241	Stephanie WADELOW	17	24	1:40.071	Daniel COSTILLA	18	44	1:40.519	Jake BAYFORD
ROW 5	13	35	1:38.024	Elliot LODGE	14	42	1:38.648	James HOBSON	15	36	1:39.212	Jayson URIBE
ROW 4	10	3	1:36.918	Taz TAYLOR	11	82	1:38.008	Jon VINCENT	12	41	1:38.013	Milo WARD
ROW 3	7	10	1:36.110	Peter SUTHERLAND	8	66	1:36.197	Joe IRVING	9	80	1:36.876	Callum BEY
ROW 2	4	95	1:34.980	Tarran MACKENZIE	5	43	1:35.754	Arnie SHELTON	6	17	1:35.926	Tom CARNE
ROW 1	1	67	1:33.320	Andy REID	2	40	1:33.834	Joe FRANCIS	3	12	1:34.774	Edward RENDELL
				Pole								

Cadwell Park
Circuit Length = 2.1800 miles

These results are provisional until the conclusion of any judicial and technical matters.

Race Director :	Stewards :	Timekeeper :
-----------------	------------	--------------

Results can be found at www.britishsuperbike.com

Printed - 14:34 Sunday, 25 August 2013



WARM-UP - CLASSIFICATION



POS	NO	CL	PIC NAME	ENTRY	TIME	ON	LAPS	GAP	DIFF	MPH
1	40	M3	1 Joe FRANCIS	Honda - Team WD40	1:34.311	5	5			83.21
2	95	M3	2 Tarran MACKENZIE	KTM - Redline KTM	1:34.835	5	5	0.524	0.524	82.75
3	12		1 Edward RENDELL	Honda - Banks Racing	1:36.253	5	5	1.942	1.418	81.53
4	17		2 Tom CARNE	Honda - TC Racing / SP125 racing	1:36.386	5	5	2.075	0.133	81.42
5	10		3 Peter SUTHERLAND	Aprilia - Kinpac Racing / Floorcoat UK	1:36.589	4	4	2.278	0.203	81.25
6	66	M3	3 Joe IRVING	KTM - RS Racing / The Toad and Tatle Pub	1:36.642	4	5	2.331	0.053	81.20
7	80		4 Callum BEY	Honda - RCD Motorsport	1:36.770	5	5	2.459	0.128	81.10
8	67		5 Andy REID	Honda - RS Racing	1:36.789	3	5	2.478	0.019	81.08
9	43		6 Arnie SHELTON	Honda - e3 motorsport	1:36.971	5	5	2.660	0.182	80.93
10	3		7 Taz TAYLOR	Luyten Honda - FPW Racing	1:38.332	5	5	4.021	1.361	79.81
11	41		8 Milo WARD	Luyten Honda - FPW Racing	1:38.747	5	5	4.436	0.415	79.47
12	35		9 Elliot LODGE	Honda - SP125 / SpikeRacing	1:38.891	5	5	4.580	0.144	79.36
13	42	M3	4 James HOBSON	Honda - Two 4 Motorsport	1:40.072	4	5	5.761	1.181	78.42
14	82		10 Jon VINCENT	Honda - Molly / JVR Racing	1:40.242	3	5	5.931	0.170	78.29
15	36		11 Jayson URIBE	Honda - Rock and Sons Racing	1:40.822	3	5	6.511	0.580	77.84
16	44		12 Jake BAYFORD	Honda - j4ke.com	1:40.893	4	5	6.582	0.071	77.78
17	22		13 Stephanie WADDELOW	Honda - SP125 / Flossy Racing	1:40.972	3	5	6.661	0.079	77.72
18	24		14 Daniel COSTILLA	Honda - Repli-Cast UK	1:41.478	4	5	7.167	0.506	77.33
19	2	M3	5 Tom BOOTH-AMOS	BMS PreM3 - FAB Racing	1:41.778	4	4	7.467	0.300	77.10
20	79	M3	6 Chris TAYLOR	Honda - Elevator Bridle & Saddle Co / Coventry Ducati	1:42.088	5	5	7.777	0.310	76.87
21	13	M3	7 Sam BURMAN	Honda - WNT / Burman Racing	1:42.521	4	5	8.210	0.433	76.55
22	77		15 Jason VERNON	Honda - SGR Racing	1:43.205	3	5	8.894	0.684	76.04
23	65		16 Josh OWENS	Honda - JPL / George Roberts	1:44.251	4	4	9.940	1.046	75.28
24	90		17 Greg GREENWOOD	Luyten Honda - FPW Racing	1:44.873	3	5	10.562	0.622	74.83

Weather / Track : Bright / Dry

These results are provisional until the conclusion of any judicial and technical matters.

Cadwell Park

Circuit Length = 2.1800 miles

Start: 10:20 Flag 10:28 End: 10:29

Race Director :	Stewards :	Timekeeper :
-----------------	------------	--------------

Results can be found at www.britishsuperbike.com

Printed - 10:30 Monday, 26 August 2013



MCRCB BULLETIN TK218

2013 MCE British Superbike Championship - Round 8

2013 Monster Energy British Motostar Championship

WARM-UP - SECTOR ANALYSIS

SECTOR 1 = FL to I1, SECTOR 2 = I1 to I2, SECTOR 3 = I2 to FL, DIFF = Difference To Personal Best Lap

P1		40 M3		Joe FRANCIS		Honda - Team WD40				
LAP	SECTOR 1		SECTOR 2		SECTOR 3		LAP TIME	MPH	DIFF	TIME OF DAY
1 -	27.227	115.3	31.599	41.058	114.7	1:39.884	(3)	78.57	5.573	10:22:17.989
2 -	25.836	124.2	31.952	42.572	114.1	1:40.360		78.19	6.049	10:23:58.349
3 -	25.339	119.1	30.120	41.498	113.7	1:36.957	(2)	80.94	2.646	10:25:35.306
4 -	25.190	118.9	30.716	45.472	112.9	1:41.378		77.41	7.067	10:27:16.684
5 -	25.194	119.8	29.473	39.644	112.7	1:34.311	(1)	83.21		10:28:50.995

P2		95 M3		Tarran MACKENZIE		KTM - Redline KTM				
LAP	SECTOR 1		SECTOR 2		SECTOR 3		LAP TIME	MPH	DIFF	TIME OF DAY
1 -	26.902	119.1	31.600	41.229	113.9	1:39.731		78.69	4.896	10:22:08.117
2 -	25.782	120.6	30.393	40.323	114.1	1:36.498		81.32	1.663	10:23:44.615
3 -	25.482	121.3	30.141	39.896	114.7	1:35.519	(2)	82.16	0.684	10:25:20.134
4 -	25.557	120.6	30.231	39.794	114.5	1:35.582	(3)	82.10	0.747	10:26:55.716
5 -	25.382	120.6	29.773	39.680	114.1	1:34.835	(1)	82.75		10:28:30.551

P3		12		Edward RENDELL		Honda - Banks Racing				
LAP	SECTOR 1		SECTOR 2		SECTOR 3		LAP TIME	MPH	DIFF	TIME OF DAY
1 -	26.569	115.3	30.937	43.136	110.0	1:40.642		77.98	4.389	10:22:29.028
2 -	25.923	116.3	30.531	42.122	109.6	1:38.576		79.61	2.323	10:24:07.604
3 -	25.900	116.9	29.978	41.627	110.3	1:37.505	(3)	80.48	1.252	10:25:45.109
4 -	26.137	116.1	29.982	40.760	110.3	1:36.879	(2)	81.00	0.626	10:27:21.988
5 -	25.966	117.1	30.063	40.224	110.1	1:36.253	(1)	81.53		10:28:58.241

P4		17		Tom CARNE		Honda - TC Racing / SP125 racing				
LAP	SECTOR 1		SECTOR 2		SECTOR 3		LAP TIME	MPH	DIFF	TIME OF DAY
1 -	27.462	117.7	32.038	43.634	112.4	1:43.134		76.09	6.748	10:22:58.843
2 -	26.244	118.7	31.193	41.518	111.2	1:38.955		79.30	2.569	10:24:37.798
3 -	26.066	117.5	30.628	41.313	111.6	1:38.007	(3)	80.07	1.621	10:26:15.805
4 -	26.002	118.7	30.425	40.897	111.6	1:37.324	(2)	80.63	0.938	10:27:53.129
5 -	25.776	119.6	30.252	40.358	114.1	1:36.386	(1)	81.42		10:29:29.515

P5		10		Peter SUTHERLAND		Aprilia - Kinpac Racing / Floorcoat UK				
LAP	SECTOR 1		SECTOR 2		SECTOR 3		LAP TIME	MPH	DIFF	TIME OF DAY
1 -	26.621	118.7	31.801	42.077	109.4	1:40.499	(2)	78.09	3.910	10:22:10.782
2 -	26.036	119.6	31.121	IN PIT		2:31.736	P	51.72	55.147	10:24:42.518
3 -	OUTLAP	116.9	32.728	40.645	109.4	1:44.655		74.98	8.066	10:26:27.173
4 -	26.075	116.9	30.204	40.310	108.5	1:36.589	(1)	81.25		10:28:03.762

P6		66 M3		Joe IRVING		KTM - RS Racing / The Toad and Tatle Pub				
LAP	SECTOR 1		SECTOR 2		SECTOR 3		LAP TIME	MPH	DIFF	TIME OF DAY
1 -	26.594	123.8	31.909	41.850	111.8	1:40.353		78.20	3.711	10:22:13.572
2 -	26.076	122.6	30.774	41.084	115.7	1:37.934		80.13	1.292	10:23:51.506
3 -	25.960	122.4	31.036	40.239	115.7	1:37.235	(3)	80.71	0.593	10:25:28.741
4 -	26.055	121.1	30.448	40.139	115.3	1:36.642	(1)	81.20		10:27:05.383
5 -	25.808	123.1	30.541	40.412	116.5	1:36.761	(2)	81.10	0.119	10:28:42.144

P7		80		Callum BEY		Honda - RCD Motorsport				
LAP	SECTOR 1		SECTOR 2		SECTOR 3		LAP TIME	MPH	DIFF	TIME OF DAY
1 -	26.973	117.1	31.539	41.944	109.1	1:40.456		78.12	3.686	10:22:10.389
2 -	26.384	117.9	30.963	41.582	108.4	1:38.929		79.33	2.159	10:23:49.318
3 -	26.223	116.9	30.256	40.837	108.9	1:37.316	(2)	80.64	0.546	10:25:26.634
4 -	26.122	116.9	30.322	41.026	109.2	1:37.470	(3)	80.51	0.700	10:27:04.104
5 -	26.077	116.9	30.114	40.579	109.8	1:36.770	(1)	81.10		10:28:40.874

Weather / Track : Bright / Dry

Cadwell Park
Circuit Length = 2.1800 miles
Start: 10:20 Flag 10:28 End: 10:29

MCRCB BULLETIN TK218

2013 MCE British Superbike Championship - Round 8

2013 Monster Energy British Motostar Championship

WARM-UP - SECTOR ANALYSIS

SECTOR 1 = FL to I1, SECTOR 2 = I1 to I2, SECTOR 3 = I2 to FL, DIFF = Difference To Personal Best Lap

P8 67		Andy REID		Honda - RS Racing					
LAP	SECTOR 1		SECTOR 2	SECTOR 3		LAP TIME	MPH	DIFF	TIME OF DAY
1 -	27.160	120.2	32.317	42.559	114.1	1:42.036	76.91	5.247	10:22:17.337
2 -	26.111	120.2	32.148	42.580	112.2	1:40.839	77.82	4.050	10:23:58.176
3 -	25.448	119.8	30.011	41.330	111.6	1:36.789 (1)	81.08		10:25:34.965
4 -	25.460	119.4	31.086	43.655	102.4	1:40.201 (3)	78.32	3.412	10:27:15.166
5 -	25.966	118.7	30.346	40.837	102.9	1:37.149 (2)	80.78	0.360	10:28:52.315

P9 43		Arnie SHELTON		Honda - e3 motorsport					
LAP	SECTOR 1		SECTOR 2	SECTOR 3		LAP TIME	MPH	DIFF	TIME OF DAY
1 -	27.219	119.4	32.023	42.512	112.5	1:41.754	77.12	4.783	10:22:17.848
2 -	26.200	122.4	38.575	42.017	112.5	1:46.792	73.48	9.821	10:24:04.640
3 -	26.378	118.7	30.748	40.687	111.8	1:37.813 (3)	80.23	0.842	10:25:42.453
4 -	25.754	120.9	30.816	41.170	111.6	1:37.740 (2)	80.29	0.769	10:27:20.193
5 -	25.697	118.3	30.488	40.786	111.4	1:36.971 (1)	80.93		10:28:57.164

P10 3		Taz TAYLOR		Luyten Honda - FPW Racing					
LAP	SECTOR 1		SECTOR 2	SECTOR 3		LAP TIME	MPH	DIFF	TIME OF DAY
1 -	27.640	120.2	32.087	42.798	114.3	1:42.525	76.54	4.193	10:22:17.279
2 -	26.503	122.0	32.258	42.616	115.3	1:41.377	77.41	3.045	10:23:58.656
3 -	26.895	120.0	31.405	41.402	113.3	1:39.702 (3)	78.71	1.370	10:25:38.358
4 -	26.116	120.2	31.076	41.797	114.5	1:38.989 (2)	79.28	0.657	10:27:17.347
5 -	26.116	120.2	31.020	41.196	114.1	1:38.332 (1)	79.81		10:28:55.679

P11 41		Milo WARD		Luyten Honda - FPW Racing					
LAP	SECTOR 1		SECTOR 2	SECTOR 3		LAP TIME	MPH	DIFF	TIME OF DAY
1 -	27.680	115.7	32.262	42.858	108.2	1:42.800	76.34	4.053	10:22:17.068
2 -	26.421	116.5	32.720	42.793	109.1	1:41.934	76.99	3.187	10:23:59.002
3 -	27.555	112.0	31.873	42.477	110.3	1:41.905 (3)	77.01	3.158	10:25:40.907
4 -	26.849	114.1	31.194	42.269	109.2	1:40.312 (2)	78.23	1.565	10:27:21.219
5 -	26.432	115.1	31.001	41.314	108.9	1:38.747 (1)	79.47		10:28:59.966

P12 35		Elliot LODGE		Honda - SP125 / SpikeRacing					
LAP	SECTOR 1		SECTOR 2	SECTOR 3		LAP TIME	MPH	DIFF	TIME OF DAY
1 -	27.818	115.3	31.768	43.586	109.4	1:43.172	76.06	4.281	10:22:59.154
2 -	27.878	113.1	31.578	42.026	107.7	1:41.482	77.33	2.591	10:24:40.636
3 -	26.944	113.7	31.272	41.661	109.1	1:39.877 (3)	78.57	0.986	10:26:20.513
4 -	26.865	113.9	30.779	41.392	108.2	1:39.036 (2)	79.24	0.145	10:27:59.549
5 -	26.781	114.7	30.837	41.273	108.4	1:38.891 (1)	79.36		10:29:38.440

P13 42 M3		James HOBSON		Honda - Two 4 Motorsport					
LAP	SECTOR 1		SECTOR 2	SECTOR 3		LAP TIME	MPH	DIFF	TIME OF DAY
1 -	28.028	116.3	33.349	43.385	109.8	1:44.762	74.91	4.690	10:22:25.725
2 -	26.763	117.1	32.780	43.704	109.8	1:43.247	76.01	3.175	10:24:08.972
3 -	27.309	119.4	31.626	42.542	110.7	1:41.477 (3)	77.33	1.405	10:25:50.449
4 -	26.534	115.7	31.238	42.300	111.4	1:40.072 (1)	78.42		10:27:30.521
5 -	26.307	117.7	31.680	42.359	110.7	1:40.346 (2)	78.21	0.274	10:29:10.867

P14 82		Jon VINCENT		Honda - Molly / JVR Racing					
LAP	SECTOR 1		SECTOR 2	SECTOR 3		LAP TIME	MPH	DIFF	TIME OF DAY
1 -	28.584	113.7	32.875	43.018	109.1	1:44.477	75.11	4.235	10:22:24.707
2 -	27.010	118.1	32.130	41.508	108.9	1:40.648 (3)	77.97	0.406	10:24:05.355
3 -	26.737	115.1	31.258	42.247	109.8	1:40.242 (1)	78.29		10:25:45.597
4 -	26.833	112.0	31.235	42.224	109.2	1:40.292 (2)	78.25	0.050	10:27:25.889
5 -	26.982	115.3	31.607	42.407	108.4	1:40.996	77.70	0.754	10:29:06.885

Weather / Track : Bright / Dry

Cadwell Park
Circuit Length = 2.1800 miles
Start: 10:20 Flag 10:28 End: 10:29

MCRCB BULLETIN TK218

2013 MCE British Superbike Championship - Round 8

2013 Monster Energy British Motostar Championship

WARM-UP - SECTOR ANALYSIS

SECTOR 1 = FL to I1, SECTOR 2 = I1 to I2, SECTOR 3 = I2 to FL, DIFF = Difference To Personal Best Lap

P15 36		Jayson URIBE		Honda - Rock and Sons Racing					
LAP	SECTOR 1		SECTOR 2	SECTOR 3		LAP TIME	MPH	DIFF	TIME OF DAY
1 -	28.813	113.5	32.319	43.379	107.0	1:44.511	75.09	3.689	10:22:22.580
2 -	27.572	109.8	31.895	42.266	107.2	1:41.733	77.14	0.911	10:24:04.313
3 -	27.011	113.3	31.626	42.185	106.8	1:40.822 (1)	77.84		10:25:45.135
4 -	27.320	110.9	31.812	41.967	109.1	1:41.099 (3)	77.62	0.277	10:27:26.234
5 -	26.768	116.1	31.739	42.503	108.5	1:41.010 (2)	77.69	0.188	10:29:07.244

P16 44		Jake BAYFORD		Honda - j4ke.com					
LAP	SECTOR 1		SECTOR 2	SECTOR 3		LAP TIME	MPH	DIFF	TIME OF DAY
1 -	27.896	116.7	33.397	43.243	109.1	1:44.536	75.07	3.643	10:22:20.216
2 -	27.253	113.1	33.091	43.205	108.5	1:43.549	75.79	2.656	10:24:03.765
3 -	27.265	113.7	31.630	42.167	108.2	1:41.062 (2)	77.65	0.169	10:25:44.827
4 -	26.843	114.3	31.754	42.296	108.9	1:40.893 (1)	77.78		10:27:25.720
5 -	26.809	114.3	31.815	42.632	110.7	1:41.256 (3)	77.50	0.363	10:29:06.976

P17 22		Stephanie WADDELOW		Honda - SP125 / Flossy Racing					
LAP	SECTOR 1		SECTOR 2	SECTOR 3		LAP TIME	MPH	DIFF	TIME OF DAY
1 -	27.855	117.1	33.219	43.797	109.8	1:44.871	74.83	3.899	10:22:37.664
2 -	27.258	115.3	33.621	43.504	109.8	1:44.383 (3)	75.18	3.411	10:24:22.047
3 -	26.795	116.3	32.041	42.136	111.1	1:40.972 (1)	77.72		10:26:03.019
4 -	26.838	116.7	31.727	42.814	111.1	1:41.379 (2)	77.41	0.407	10:27:44.398
5 -	26.481	118.1	33.643	44.920	105.5	1:45.044	74.71	4.072	10:29:29.442

P18 24		Daniel COSTILLA		Honda - Repli-Cast UK					
LAP	SECTOR 1		SECTOR 2	SECTOR 3		LAP TIME	MPH	DIFF	TIME OF DAY
1 -	31.157	98.2	36.753	46.380	101.5	1:54.290	68.66	12.812	10:22:30.328
2 -	29.334	99.1	35.052	46.080	109.2	1:50.466	71.04	8.988	10:24:20.794
3 -	26.617	116.7	32.274	43.013	110.5	1:41.904 (2)	77.01	0.426	10:26:02.698
4 -	26.548	116.7	31.846	43.084	111.2	1:41.478 (1)	77.33		10:27:44.176
5 -	26.391	118.1	32.104	43.666	111.1	1:42.161 (3)	76.82	0.683	10:29:26.337

P19 2 M3		Tom BOOTH-AMOS		BMS Prem3 - FAB Racing					
LAP	SECTOR 1		SECTOR 2	SECTOR 3		LAP TIME	MPH	DIFF	TIME OF DAY
1 -	29.508	103.5	33.691	43.196	100.7	1:46.395	73.76	4.617	10:23:34.247
2 -	28.397	103.7	32.125	42.265	101.3	1:42.787 (3)	76.35	1.009	10:25:17.034
3 -	28.052	104.3	32.217	41.923	101.8	1:42.192 (2)	76.79	0.414	10:26:59.226
4 -	27.908	104.6	32.164	41.706	103.2	1:41.778 (1)	77.10		10:28:41.004

P20 79 M3		Chris TAYLOR		Honda - Elevator Bridle & Saddle Co / Coventry Ducati					
LAP	SECTOR 1		SECTOR 2	SECTOR 3		LAP TIME	MPH	DIFF	TIME OF DAY
1 -	28.943	116.5	33.592	43.855	111.8	1:46.390	73.76	4.302	10:22:24.346
2 -	27.187	120.2	33.939	43.518	111.8	1:44.644	74.99	2.556	10:24:08.990
3 -	27.134	118.1	32.791	42.433	112.4	1:42.358 (2)	76.67	0.270	10:25:51.348
4 -	27.035	117.5	32.579	42.745	110.7	1:42.359 (3)	76.67	0.271	10:27:33.707
5 -	26.982	117.1	32.823	42.283	111.2	1:42.088 (1)	76.87		10:29:15.795

P21 13 M3		Sam BURMAN		Honda - WNT / Burman Racing					
LAP	SECTOR 1		SECTOR 2	SECTOR 3		LAP TIME	MPH	DIFF	TIME OF DAY
1 -	27.886	117.3	33.531	43.356	108.5	1:44.773	74.90	2.252	10:22:14.990
2 -	27.606	116.3	32.874	42.748	109.4	1:43.228 (3)	76.02	0.707	10:23:58.218
3 -	27.389	116.7	32.645	42.567	109.2	1:42.601 (2)	76.49	0.080	10:25:40.819
4 -	27.321	116.9	32.388	42.812	109.6	1:42.521 (1)	76.55		10:27:23.340
5 -	27.372	116.5	32.618	43.354	109.2	1:43.344	75.94	0.823	10:29:06.684

Weather / Track : Bright / Dry

Cadwell Park
Circuit Length = 2.1800 miles
Start: 10:20 Flag 10:28 End: 10:29

MCRCB BULLETIN TK218**2013 MCE British Superbike Championship - Round 8****2013 Monster Energy British Motostar Championship****WARM-UP - SECTOR ANALYSIS**

SECTOR 1 = FL to I1, SECTOR 2 = I1 to I2, SECTOR 3 = I2 to FL, DIFF = Difference To Personal Best Lap

P22	77	Jason VERNON			Honda - SGR Racing				
LAP	SECTOR 1		SECTOR 2	SECTOR 3		LAP TIME	MPH	DIFF	TIME OF DAY
1 -	30.167	110.7	35.463	45.865	106.8	1:51.495	70.38	8.290	10:22:30.478
2 -	28.386	111.2	32.902	43.332	105.5	1:44.620	75.01	1.415	10:24:15.098
3 -	27.951	112.0	32.440	42.814	106.3	1:43.205 (1)	76.04		10:25:58.303
4 -	27.801	110.7	32.150	43.519	105.1	1:43.470 (2)	75.84	0.265	10:27:41.773
5 -	27.677	112.2	32.681	43.829	104.5	1:44.187 (3)	75.32	0.982	10:29:25.960

P23	65	Josh OWENS			Honda - JPL / George Roberts				
LAP	SECTOR 1		SECTOR 2	SECTOR 3		LAP TIME	MPH	DIFF	TIME OF DAY
1 -	30.468	109.1	36.453	47.522	104.8	1:54.443	68.57	10.192	10:22:58.754
2 -	28.380	114.1	33.256	45.029	106.6	1:46.665 (3)	73.57	2.414	10:24:45.419
3 -	28.011	109.6	33.447	43.939	106.0	1:45.397 (2)	74.46	1.146	10:26:30.816
4 -	27.739	110.3	32.687	43.825	105.5	1:44.251 (1)	75.28		10:28:15.067

P24	90	Greg GREENWOOD			Luyten Honda - FPW Racing				
LAP	SECTOR 1		SECTOR 2	SECTOR 3		LAP TIME	MPH	DIFF	TIME OF DAY
1 -	28.249	114.9	35.317	45.604	107.0	1:49.170	71.88	4.297	10:22:23.521
2 -	27.646	113.3	33.599	44.170	107.8	1:45.415 (2)	74.44	0.542	10:24:08.936
3 -	28.259	114.7	32.498	44.116	105.8	1:44.873 (1)	74.83		10:25:53.809
4 -	28.468	111.1	33.306	45.310	106.3	1:47.084	73.28	2.211	10:27:40.893
5 -	27.969	112.4	32.927	44.613	106.3	1:45.509 (3)	74.38	0.636	10:29:26.402

Weather / Track : Bright / Dry

Results can be found at www.tsl-timing.com

Page 4 of 4

Cadwell Park
Circuit Length = 2.1800 miles
Start: 10:20 Flag 10:28 End: 10:29

Printed - 10:30 Monday, 26 August 2013

MCRCB BULLETIN TK219**2013 MCE British Superbike Championship - Round 8****2013 Monster Energy British Motostar Championship****WARM-UP - BEST SPEEDS**

POS	SECTOR 1			SECTOR 2			FINISH LINE		
	NO	NAME	MPH	NO	NAME	MPH	NO	NAME	MPH
1	40	Joe FRANCIS	124.2				66	Joe IRVING	116.5
2	66	Joe IRVING	123.8				3	Taz TAYLOR	115.3
3	43	Arnie SHELTON	122.4				40	Joe FRANCIS	114.7
4	3	Taz TAYLOR	122.0				95	Tarran MACKENZIE	114.7
5	95	Tarran MACKENZIE	121.3				17	Tom CARNE	114.1
6	67	Andy REID	120.2				67	Andy REID	114.1
7	79	Chris TAYLOR	120.2				43	Arnie SHELTON	112.5
8	10	Peter SUTHERLAND	119.6				79	Chris TAYLOR	112.4
9	17	Tom CARNE	119.6				42	James HOBSON	111.4
10	42	James HOBSON	119.4				24	Daniel COSTILLA	111.2
11	22	Stephanie WADDELOW	118.1				22	Stephanie WADDELOW	111.1
12	24	Daniel COSTILLA	118.1				44	Jake BAYFORD	110.7
13	82	Jon VINCENT	118.1				10	Peter SUTHERLAND	110.5
14	80	Callum BEY	117.9				12	Edward RENDELL	110.3
15	13	Sam BURMAN	117.3				41	Milo WARD	110.3
16	12	Edward RENDELL	117.1				80	Callum BEY	109.8
17	44	Jake BAYFORD	116.7				82	Jon VINCENT	109.8
18	41	Milo WARD	116.5				13	Sam BURMAN	109.6
19	36	Jayson URIBE	116.1				35	Elliot LODGE	109.4
20	35	Elliot LODGE	115.3				36	Jayson URIBE	109.1
21	90	Greg GREENWOOD	114.9				90	Greg GREENWOOD	107.8
22	65	Josh OWENS	114.1				77	Jason VERNON	106.8
23	77	Jason VERNON	112.2				65	Josh OWENS	106.6
24	2	Tom BOOTH-AMOS	104.6				2	Tom BOOTH-AMOS	103.2

Weather / Track : Bright / Dry

Results can be found at www.tsl-timing.comCadwell Park
Circuit Length = 2.1800 miles
Start: 10:20 Flag 10:28 End: 10:29

Printed - 10:31 Monday, 26 August 2013

MCRCB BULLETIN TK220

2013 MCE British Superbike Championship - Round 8

2013 Monster Energy British Motostar Championship

WARM-UP - BEST SECTORS

SECTOR 1			SECTOR 2			SECTOR 3			IDEAL / BEST COMPARISON						
POS	NO	NAME	TIME	NO	NAME	TIME	NO	NAME	TIME	POS	NO	NAME	IDEAL	BEST	DIFF
1	40	FRANCIS	25.190	40	FRANCIS	29.473	40	FRANCIS	39.644				PERFECT LAP	1:34.307	
2	95	MACKENZIE	25.382	95	MACKENZIE	29.773	95	MACKENZIE	39.680	1	40	FRANCIS	1:34.307	1:34.311	0.004
3	67	REID	25.448	12	RENDELL	29.978	66	IRVING	40.139	2	95	MACKENZIE	1:34.835	1:34.835	0.000
4	43	SHELTON	25.697	67	REID	30.011	12	RENDELL	40.224	3	12	RENDELL	1:36.102	1:36.253	0.151
5	17	CARNE	25.776	80	BEY	30.114	10	SUTHERLAND	40.310	4	67	REID	1:36.296	1:36.789	0.493
6	66	IRVING	25.808	10	SUTHERLAND	30.204	17	CARNE	40.358	5	17	CARNE	1:36.386	1:36.386	0.000
7	12	RENDELL	25.900	17	CARNE	30.252	80	BEY	40.579	6	66	IRVING	1:36.395	1:36.642	0.247
8	10	SUTHERLAND	26.036	66	IRVING	30.448	43	SHELTON	40.687	7	10	SUTHERLAND	1:36.550	1:36.589	0.039
9	80	BEY	26.077	43	SHELTON	30.488	67	REID	40.837	8	80	BEY	1:36.770	1:36.770	0.000
10	3	TAYLOR	26.116	35	LODGE	30.779	3	TAYLOR	41.196	9	43	SHELTON	1:36.872	1:36.971	0.099
11	42	HOBSON	26.307	41	WARD	31.001	35	LODGE	41.273	10	3	TAYLOR	1:38.332	1:38.332	0.000
12	24	COSTILLA	26.391	3	TAYLOR	31.020	41	WARD	41.314	11	41	WARD	1:38.736	1:38.747	0.011
13	41	WARD	26.421	82	VINCENT	31.235	82	VINCENT	41.508	12	35	LODGE	1:38.833	1:38.891	0.058
14	22	WADDELOW	26.481	42	HOBSON	31.238	2	BOOTH-AMOS	41.706	13	82	VINCENT	1:39.480	1:40.242	0.762
15	82	VINCENT	26.737	36	URIBE	31.626	36	URIBE	41.967	14	42	HOBSON	1:39.845	1:40.072	0.227
16	36	URIBE	26.768	44	BAYFORD	31.630	22	WADDELOW	42.136	15	22	WADDELOW	1:40.344	1:40.972	0.628
17	35	LODGE	26.781	22	WADDELOW	31.727	44	BAYFORD	42.167	16	36	URIBE	1:40.361	1:40.822	0.461
18	44	BAYFORD	26.809	24	COSTILLA	31.846	79	TAYLOR	42.283	17	44	BAYFORD	1:40.606	1:40.893	0.287
19	79	TAYLOR	26.982	2	BOOTH-AMOS	32.125	42	HOBSON	42.300	18	24	COSTILLA	1:41.250	1:41.478	0.228
20	13	BURMAN	27.321	77	VERNON	32.150	13	BURMAN	42.567	19	2	BOOTH-AMOS	1:41.739	1:41.778	0.039
21	90	GREENWOOD	27.646	13	BURMAN	32.388	77	VERNON	42.814	20	79	TAYLOR	1:41.844	1:42.088	0.244
22	77	VERNON	27.677	90	GREENWOOD	32.498	24	COSTILLA	43.013	21	13	BURMAN	1:42.276	1:42.521	0.245
23	65	OWENS	27.739	79	TAYLOR	32.579	65	OWENS	43.825	22	77	VERNON	1:42.641	1:43.205	0.564
24	2	BOOTH-AMOS	27.908	65	OWENS	32.687	90	GREENWOOD	44.116	23	65	OWENS	1:44.251	1:44.251	0.000
										24	90	GREENWOOD	1:44.260	1:44.873	0.613

Weather / Track : Bright / Dry

Results can be found at www.tsl-timing.com

Cadwell Park
 Circuit Length = 2.1800 miles
 Start: 10:20 Flag 10:28 End: 10:29

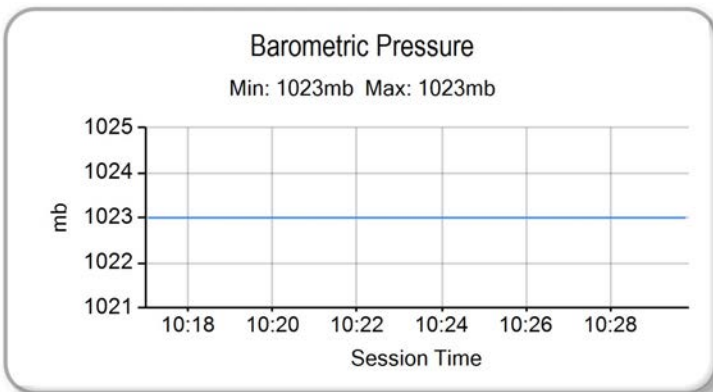
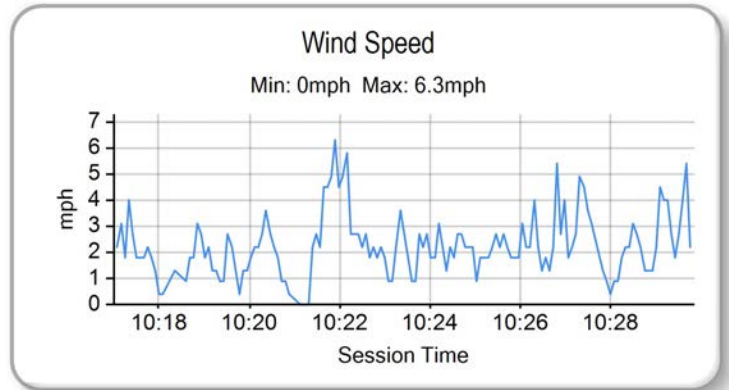
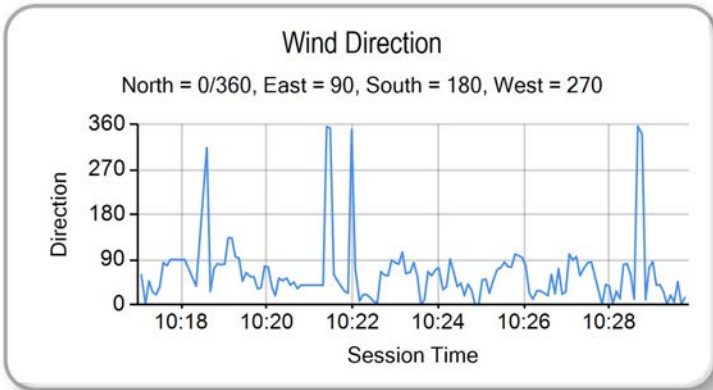
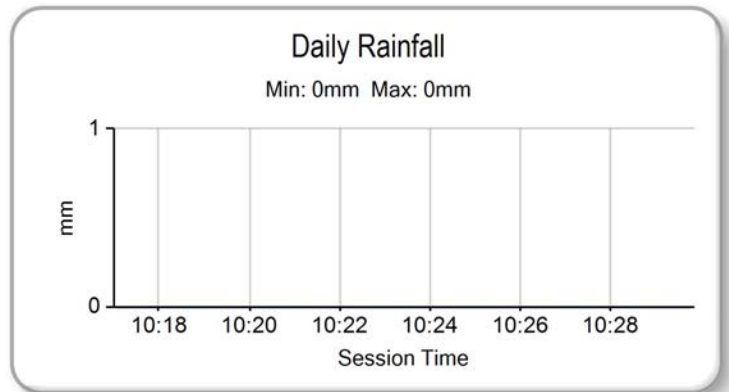
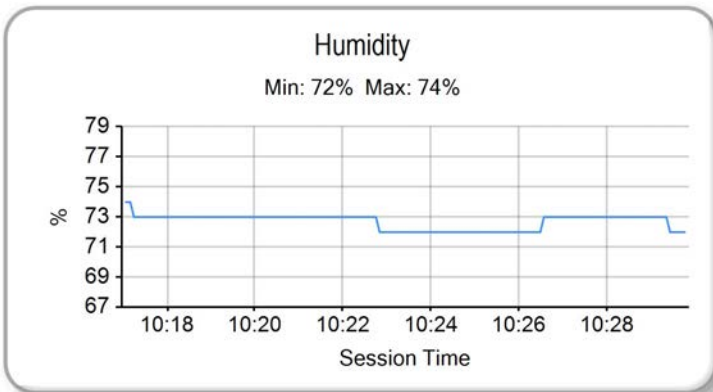
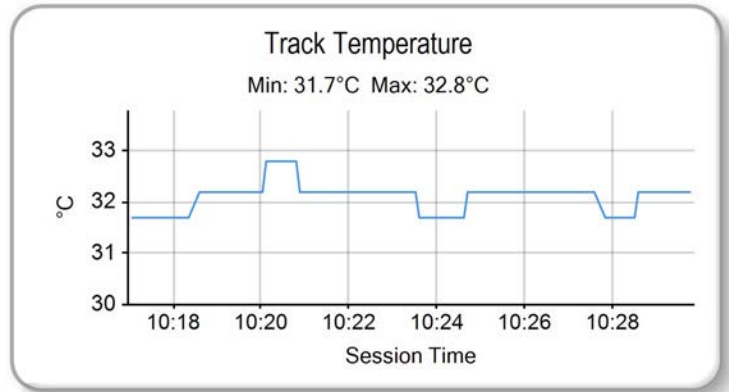
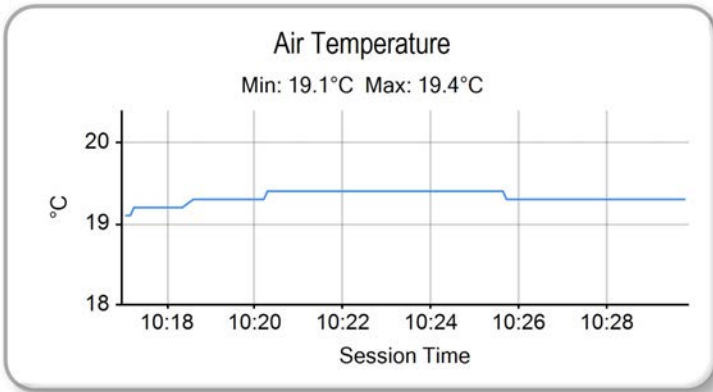
Printed - 10:31 Monday, 26 August 2013

MCRCB BULLETIN TK221

2013 MCE British Superbike Championship - Round 8

2013 Monster Energy British Motostar Championship

WARM-UP - WEATHER CONDITIONS



Weather / Track : Bright / Dry

Results can be found at www.tsl-timing.com

Cadwell Park
Circuit Length = 2.1800 miles
Start: 10:20 Flag 10:28 End: 10:29

Printed - 10:31 Monday, 26 August 2013



ROW 8		22	2	1:41.788	Tom BOOTH-AMOS	23	77	1:42.378	Jason VERNON	24	79	1:42.386	Chris TAYLOR
ROW 7	19	65	1:41.085	Josh OWENS	20	90	1:41.222	Greg GREENWOOD	21	13	1:41.422	Sam BURMAN	
ROW 6		16	22	1:39.241	Stephanie WADELOW	17	24	1:40.071	Daniel COSTILLA	18	44	1:40.519	Jake BAYFORD
ROW 5	13	35	1:38.024	Elliot LODGE	14	42	1:38.648	James HOBSON	15	36	1:39.212	Jayson URIBE	
ROW 4		10	3	1:36.918	Taz TAYLOR	11	82	1:38.008	Jon VINCENT	12	41	1:38.013	Milo WARD
ROW 3	7	10	1:36.110	Peter SUTHERLAND	8	66	1:36.197	Joe IRVING	9	80	1:36.876	Callum BEY	
ROW 2		4	95	1:34.980	Tarran MACKENZIE	5	43	1:35.754	Arnie SHELTON	6	17	1:35.926	Tom CARNE
ROW 1	1	67	1:33.320	Andy REID	2	40	1:33.834	Joe FRANCIS	3	12	1:34.774	Edward RENDELL	
				Pole									

Cadwell Park
Circuit Length = 2.1800 miles

These results are provisional until the conclusion of any judicial and technical matters.

Race Director :	Stewards :	Timekeeper :
-----------------	------------	--------------

Results can be found at www.britishsuperbike.com

Printed - 10:30 Monday, 26 August 2013



RACE 12 - CLASSIFICATION



POS	NO	CL	PIC NAME	ENTRY	LAPS	TIME	GAP	DIFF	MPH	BEST	ON
1	40	M3	1 Joe FRANCIS	Honda - Team WD40	12	19:03.067			82.38	1:34.229	4
2	67		1 Andy REID	Honda - RS Racing	12	19:03.087	0.020	0.020	82.38	1:34.212	5
3	66	M3	2 Joe IRVING	KTM - RS Racing / The Toad and Tatle Pub	12	19:13.758	10.691	10.671	81.62	1:34.766	10
4	12		2 Edward RENDELL	Honda - Banks Racing	12	19:17.325	14.258	3.567	81.37	1:35.093	7
5	17		3 Tom CARNE	Honda - TC Racing / SP125 racing	12	19:21.633	18.566	4.308	81.07	1:35.726	5
6	10		4 Peter SUTHERLAND	Aprilia - Kinpac Racing / Floorcoat UK	12	19:21.895	18.828	0.262	81.05	1:35.455	5
7	80		5 Callum BEY	Honda - RCD Motorsport	12	19:36.760	33.693	14.865	80.03	1:37.171	12
8	3		6 Taz TAYLOR	Luyten Honda - FPW Racing	12	19:38.930	35.863	2.170	79.88	1:37.098	10
9	35		7 Elliot LODGE	Honda - SP125 / SpikeRacing	12	19:44.878	41.811	5.948	79.48	1:37.753	10
10	22		8 Stephanie WADDELOW	Honda - SP125 / Flossy Racing	12	20:02.809	59.742	17.931	78.29	1:39.168	10
11	82		9 Jon VINCENT	Honda - Molly / JVR Racing	12	20:02.889	59.822	0.080	78.29	1:39.046	10
12	24		10 Daniel COSTILLA	Honda - Repli-Cast UK	12	20:04.196	1:01.129	1.307	78.20	1:39.346	12
13	42	M3	3 James HOBSON	Honda - Two 4 Motorsport	12	20:05.796	1:02.729	1.600	78.10	1:38.678	12
14	41		11 Milo WARD	Luyten Honda - FPW Racing	12	20:05.958	1:02.891	0.162	78.09	1:38.658	12
15	36		12 Jayson URIBE	Honda - Rock and Sons Racing	12	20:11.206	1:08.139	5.248	77.75	1:38.889	10
16	79	M3	4 Chris TAYLOR	Honda - Elevator Bridle & Saddle Co / Coventry Duc	12	20:25.739	1:22.672	14.533	76.83	1:40.942	12
17	77		13 Jason VERNON	Honda - SGR Racing	12	20:39.368	1:36.301	13.629	75.98	1:41.142	10
18	2	M3	5 Tom BOOTH-AMOS	BMS PreM3 - FAB Racing	12	20:39.738	1:36.671	0.370	75.96	1:41.073	11
19	13	M3	6 Sam BURMAN	Honda - WNT / Burman Racing	12	20:47.060	1:43.993	7.322	75.51	1:41.805	2

NOT CLASSIFIED

DNF	95	M3	Tarran MACKENZIE	KTM - Redline KTM	10	16:02.023	2 Laps	2 Laps	81.57	1:34.996	8
DNF	90		Greg GREENWOOD	Luyten Honda - FPW Racing	8	13:47.567	4 Laps	2 Laps	75.86	1:41.100	6
DNF	43		Arnie SHELTON	Honda - e3 motorsport	2	3:20.445	10 Laps	6 Laps	78.30	1:36.438	2
DNF	44		Jake BAYFORD	Honda - j4ke.com	0						

FASTEST LAP

67			Andy REID	Honda - RS Racing	5	1:34.212			83.30 mph	134.06 kph	
40	M3		Joe FRANCIS	Honda - Team WD40	4	1:34.229			83.28 mph	134.03 kph	

Weather / Track : Sunny / Dry

These results are provisional until the conclusion of any judicial and technical matters.

Cadwell Park

Circuit Length = 2.1800 miles

Start: 17:24 Flag 17:43 End: 17:46

Race Director :	Stewards :	Timekeeper :
-----------------	------------	--------------

Results can be found at www.britishsuperbike.com

Printed - 17:47 Monday, 26 August 2013

MCRCB BULLETIN TK293

2013 MCE British Superbike Championship - Round 8

2013 Monster Energy British Motostar Championship

RACE 12 - LAP CHART

LAP 1		
NO	BEHIND	LAP TIME

40		1:40.176
67	0.179	1:40.355
66	2.213	1:42.389
95	2.526	1:42.702
12	2.613	1:42.789
17	3.295	1:43.471
43	3.831	1:44.007
10	4.120	1:44.296
80	4.283	1:44.459
3	5.182	1:45.358
35	5.527	1:45.703
24	6.460	1:46.636
82	7.061	1:47.237
22	7.867	1:48.043
41	9.302	1:49.478
42	9.797	1:49.973
13	10.007	1:50.183
79	10.458	1:50.634
90	10.924	1:51.100
2	11.204	1:51.380
77	11.853	1:52.029
36	11.941	1:52.117

LAP 2		
NO	BEHIND	LAP TIME

40		1:34.393
67	0.050	1:34.264
66	3.548	1:35.728
12	4.156	1:35.936
95	4.660	1:36.527
17	5.419	1:36.517
43	5.876	1:36.438
10	6.188	1:36.461
80	7.247	1:37.357
3	8.865	1:38.076
35	9.272	1:38.138
82	12.123	1:39.455
24	12.360	1:40.293
22	12.708	1:39.234
42	16.574	1:41.170
41	16.793	1:41.884
13	17.419	1:41.805
79	17.487	1:41.422
36	17.829	1:40.281
90	18.835	1:42.304
2	19.102	1:42.291
77	19.703	1:42.243

LAP 3		
NO	BEHIND	LAP TIME

40		1:34.418
67	0.155	1:34.523
12	5.091	1:35.353
66	5.141	1:36.011
95	6.141	1:35.899
17	7.335	1:36.334
10	7.855	1:36.085
80	10.457	1:37.628
3	12.473	1:38.026
35	12.761	1:37.907
24	17.506	1:39.564

Weather / Track : Sunny / Dry

Results can be found at www.tsl-timing.com

82	17.788	1:40.083
22	18.147	1:39.857
42	22.616	1:40.460
41	22.945	1:40.570
79	24.575	1:41.506
36	25.157	1:41.746
13	25.899	1:42.898
2	26.436	1:41.752
90	26.607	1:42.190
77	26.824	1:41.539

LAP 4		
NO	BEHIND	LAP TIME

40		1:34.229
67	0.157	1:34.231
66	6.648	1:35.736
12	7.220	1:36.358
95	7.653	1:35.741
17	8.973	1:35.867
10	9.456	1:35.830
80	13.614	1:37.386
3	16.372	1:38.128
35	16.831	1:38.299
24	23.092	1:39.815
22	23.374	1:39.456
82	23.759	1:40.200
42	28.409	1:40.022
41	29.742	1:41.026
79	31.546	1:41.200
36	31.821	1:40.893
13	34.493	1:42.823
2	34.835	1:42.628
90	35.477	1:43.099
77	35.736	1:43.141

LAP 5		
NO	BEHIND	LAP TIME

67		1:34.212
40	0.242	1:34.611
66	7.631	1:35.352
95	8.304	1:35.020
12	8.360	1:35.509
17	10.330	1:35.726
10	10.542	1:35.455
80	16.716	1:37.471
3	19.339	1:37.336
35	20.565	1:38.103
22	28.654	1:39.649
82	29.036	1:39.646
24	29.546	1:40.823
42	33.685	1:39.645
41	35.036	1:39.663
36	37.444	1:39.992
79	38.816	1:41.639
13	43.022	1:42.898
2	43.517	1:43.051
90	43.810	1:42.702
77	43.837	1:42.470

LAP 6		
NO	BEHIND	LAP TIME

67		1:35.030
40	0.652	1:35.440

66	7.992	1:35.391
95	8.288	1:35.014
12	8.861	1:35.531
17	11.135	1:35.835
10	11.444	1:35.932
80	19.070	1:37.384
3	21.960	1:37.651
35	23.700	1:38.165
22	32.997	1:39.373
82	33.355	1:39.349
24	34.339	1:39.823
42	38.097	1:39.442
41	39.489	1:39.483
36	42.235	1:39.821
79	45.065	1:41.279
90	49.880	1:41.100
13	51.401	1:43.409
2	51.832	1:43.345
77	51.887	1:43.080

LAP 7		
NO	BEHIND	LAP TIME

67		1:35.534
40	0.129	1:35.011
66	7.665	1:35.207
95	7.981	1:35.227
12	8.420	1:35.093
17	12.091	1:36.490
10	12.332	1:36.422
80	21.616	1:38.080
3	23.923	1:37.497
35	25.977	1:37.811
22	36.918	1:39.455
82	37.251	1:39.430
24	38.166	1:39.361
42	42.550	1:39.987
41	43.395	1:39.440
36	46.239	1:39.538
79	51.016	1:41.485
90	57.296	1:42.950
13	58.866	1:42.999
2	59.443	1:43.145
77	59.488	1:43.135

LAP 8		
NO	BEHIND	LAP TIME

67		1:34.708
40	0.125	1:34.704
66	8.051	1:35.094
95	8.269	1:34.996
12	8.877	1:35.165
17	13.548	1:36.165
10	13.727	1:36.103
80	24.819	1:37.911
3	26.380	1:37.165
35	29.186	1:37.917
22	41.664	1:39.454
82	41.809	1:39.266
24	42.864	1:39.406
42	47.607	1:39.765
41	47.754	1:39.067
36	50.949	1:39.418
79	57.759	1:41.451
90	1:04.710	1:42.122

LAP 9		
NO	BEHIND	LAP TIME

67		1:34.913
40	0.370	1:35.158
95	8.837	1:35.481
12	9.368	1:35.404
66	9.855	1:36.717
17	15.074	1:36.439
10	15.357	1:36.543
80	27.265	1:37.359
3	28.760	1:37.293
35	32.067	1:37.794
22	46.004	1:39.253
82	46.401	1:39.505
24	47.567	1:39.616
42	51.430	1:38.736
41	51.590	1:38.749
36	55.116	1:39.080
79	1:04.310	1:41.464
13	1:16.106	1:43.601
77	1:16.324	1:43.561
2	1:16.506	1:43.373

LAP 10		
NO	BEHIND	LAP TIME

67		1:34.949
40	0.357	1:34.936
95	9.304	1:35.416
66	9.672	1:34.766
12	9.719	1:35.300
17	16.267	1:36.142
10	16.653	1:36.245
80	29.535	1:37.219
3	30.909	1:37.098
35	34.871	1:37.753
22	50.223	1:39.168
82	50.498	1:39.046
24	52.154	1:39.536
42	55.419	1:38.938
41	55.721	1:39.080
36	59.056	1:38.889
79	1:10.658	1:41.297
77	1:22.517	1:41.142
2	1:23.865	1:42.308
13	1:24.976	1:43.819

LAP 11		
NO	BEHIND	LAP TIME

67		1:34.772
40	0.432	1:34.847
66	10.231	1:35.331
12	13.211	1:38.264
17	18.072	1:36.577
10	18.451	1:36.570
80	32.098	1:37.335
3	33.790	1:37.653
35	39.010	1:38.911
22	55.180	1:39.729
82	55.346	1:39.620

24	57.359	1:39.977
42	59.627	1:38.980
41	59.809	1:38.860
36	1:03.906	1:39.622
79	1:17.306	1:41.420
2	1:30.166	1:41.073
77	1:30.337	1:42.592
13	1:33.953	1:43.749

LAP 12		
NO	BEHIND	LAP TIME

40		1:35.144
67	0.020	1:35.596
66	10.691	1:36.036
12	14.258	1:36.623
17	18.566	1:36.070
10	18.828	1:35.953
80	33.693	1:37.171
3	35.863	1:37.649
35	41.811	1:38.377
22	59.742	1:40.138
82	59.822	1:40.052
24	1:01.129	1:39.346
42	1:02.729	1:38.678
41	1:02.891	1:38.658
36	1:08.139	1:39.809
79	1:22.672	1:40.942
77	1:36.301	1:41.540
2	1:36.671	1:42.081
13	1:43.993	1:45.616

Cadwell Park

Circuit Length = 2.1800 miles

Start: 17:24 Flag 17:43 End: 17:46

Printed - 17:48 Monday, 26 August 2013

MCRCB BULLETIN TK294

2013 MCE British Superbike Championship - Round 8

2013 Monster Energy British Motostar Championship

RACE 12 - POSITION CHART

No	Name	Lap												
		Pos	1	2	3	4	5	6	7	8	9	10	11	12
67	REID	1	40	40	40	40	67	67	67	67	67	67	67	40
40	FRANCIS	2	67	67	67	67	40	40	40	40	40	40	67	
12	RENDELL	3	66	66	12	66	66	66	66	66	95	95	66	66
95	MACKENZIE	4	95	12	66	12	95	95	95	95	12	66	12	12
43	SHELTON	5	12	95	95	95	12	12	12	12	66	12	17	17
17	CARNE	6	17	17	17	17	17	17	17	17	17	17	10	10
10	SUTHERLAND	7	43	43	10	10	10	10	10	10	10	10	80	80
66	IRVING	8	10	10	80	80	80	80	80	80	80	80	3	3
80	BEY	9	80	80	3	3	3	3	3	3	3	3	35	35
3	TAYLOR	10	3	3	35	35	35	35	35	35	35	35	22	22
82	VINCENT	11	35	35	24	24	22	22	22	22	22	22	82	82
41	WARD	12	24	82	82	22	82	82	82	82	82	82	24	24
35	LODGE	13	82	24	22	82	24	24	24	24	24	24	42	42
42	HOBSON	14	22	22	42	42	42	42	42	42	42	42	41	41
36	URIBE	15	41	42	41	41	41	41	41	41	41	41	36	36
22	WADDELOW	16	42	41	79	79	36	36	36	36	36	36	79	79
24	COSTILLA	17	13	13	36	36	79	79	79	79	79	79	2	77
44	BAYFORD	18	79	79	13	13	13	90	90	90	13	77	77	2
90	GREENWOOD	19	90	36	2	2	2	13	13	13	77	2	13	13
13	BURMAN	20	2	90	90	90	90	2	2	77	2	13		
2	BOOTH-AMOS	21	77	2	77	77	77	77	77	2				
77	VERNON	22	36	77										
79	TAYLOR	23												

Weather / Track : Sunny / Dry

Results can be found at www.tsl-timing.com

Cadwell Park
 Circuit Length = 2.1800 miles
 Start: 17:24 Flag 17:43 End: 17:46

Printed - 17:49 Monday, 26 August 2013

MCRCB BULLETIN TK295

2013 MCE British Superbike Championship - Round 8

2013 Monster Energy British Motostar Championship

RACE 12 - SECTOR ANALYSIS

SECTOR 1 = FL to I1, SECTOR 2 = I1 to I2, SECTOR 3 = I2 to FL, DIFF = Difference To Personal Best Lap

P1		40 M3		Joe FRANCIS		Honda - Team WD40				
LAP	SECTOR 1		SECTOR 2		SECTOR 3		LAP TIME	MPH	DIFF	TIME OF DAY
1 -		120.9	29.557	39.673	117.7	1:40.176	78.34	5.947	17:26:30.489	
2 -	25.174	119.1	29.436	39.783	117.9	1:34.393 (2)	83.14	0.164	17:28:04.882	
3 -	25.234	122.9	29.354	39.830	117.9	1:34.418 (3)	83.12	0.189	17:29:39.300	
4 -	25.292	120.9	29.256	39.681	117.5	1:34.229 (1)	83.28		17:31:13.529	
5 -	25.140	122.2	29.495	39.976	118.7	1:34.611	82.95	0.382	17:32:48.140	
6 -	25.318	120.0	30.120	40.002	118.1	1:35.440	82.23	1.211	17:34:23.580	
7 -	25.229	120.2	29.504	40.278	119.6	1:35.011	82.60	0.782	17:35:58.591	
8 -	25.341	120.9	29.588	39.775	118.5	1:34.704	82.86	0.475	17:37:33.295	
9 -	25.484	120.6	29.713	39.961	118.3	1:35.158	82.47	0.929	17:39:08.453	
10 -	25.201	121.3	29.817	39.918	118.9	1:34.936	82.66	0.707	17:40:43.389	
11 -	25.224	122.0	30.000	39.623	118.9	1:34.847	82.74	0.618	17:42:18.236	
12 -	25.135	122.4	29.889	40.120	114.9	1:35.144	82.48	0.915	17:43:53.380	

P2		67		Andy REID		Honda - RS Racing				
LAP	SECTOR 1		SECTOR 2		SECTOR 3		LAP TIME	MPH	DIFF	TIME OF DAY
1 -		119.8	30.365	39.738	119.4	1:40.355	78.20	6.143	17:26:30.668	
2 -	24.963	120.6	29.669	39.632	119.6	1:34.264 (3)	83.25	0.052	17:28:04.932	
3 -	25.178	120.0	29.683	39.662	119.4	1:34.523	83.02	0.311	17:29:39.455	
4 -	25.161	121.3	29.646	39.424	118.9	1:34.231 (2)	83.28	0.019	17:31:13.686	
5 -	25.028	121.5	29.685	39.499	117.1	1:34.212 (1)	83.30		17:32:47.898	
6 -	25.531	119.6	29.988	39.511	118.1	1:35.030	82.58	0.818	17:34:22.928	
7 -	25.398	119.1	30.106	40.030	117.9	1:35.534	82.14	1.322	17:35:58.462	
8 -	25.441	119.4	29.818	39.449	117.5	1:34.708	82.86	0.496	17:37:33.170	
9 -	25.335	119.6	29.782	39.796	117.3	1:34.913	82.68	0.701	17:39:08.083	
10 -	25.432	118.5	30.079	39.438	117.9	1:34.949	82.65	0.737	17:40:43.032	
11 -	25.357	120.0	30.089	39.326	117.7	1:34.772	82.80	0.560	17:42:17.804	
12 -	25.424	119.6	30.156	40.016	114.3	1:35.596	82.09	1.384	17:43:53.400	

P3		66 M3		Joe IRVING		KTM - RS Racing / The Toad and Tatle Pub				
LAP	SECTOR 1		SECTOR 2		SECTOR 3		LAP TIME	MPH	DIFF	TIME OF DAY
1 -		121.7	30.545	40.372	120.9	1:42.389	76.64	7.623	17:26:32.702	
2 -	25.550	122.9	30.129	40.049	120.6	1:35.728	81.98	0.962	17:28:08.430	
3 -	25.536	123.1	30.189	40.286	119.8	1:36.011	81.74	1.245	17:29:44.441	
4 -	25.652	122.2	30.185	39.899	120.6	1:35.736	81.97	0.970	17:31:20.177	
5 -	25.403	123.1	29.983	39.966	121.1	1:35.352	82.30	0.586	17:32:55.529	
6 -	25.506	122.6	30.010	39.875	119.8	1:35.391	82.27	0.625	17:34:30.920	
7 -	25.470	122.0	29.838	39.899	120.9	1:35.207 (3)	82.43	0.441	17:36:06.127	
8 -	25.512	121.7	29.844	39.738	120.2	1:35.094 (2)	82.52	0.328	17:37:41.221	
9 -	25.550	121.7	30.027	41.140	121.5	1:36.717	81.14	1.951	17:39:17.938	
10 -	25.444	123.5	29.826	39.496	122.4	1:34.766 (1)	82.81		17:40:52.704	
11 -	25.433	121.7	30.263	39.635	120.6	1:35.331	82.32	0.565	17:42:28.035	
12 -	25.437	121.3	30.209	40.390	119.1	1:36.036	81.72	1.270	17:44:04.071	

P4		12		Edward RENDELL		Honda - Banks Racing				
LAP	SECTOR 1		SECTOR 2		SECTOR 3		LAP TIME	MPH	DIFF	TIME OF DAY
1 -		115.1	30.606	40.591	115.5	1:42.789	76.35	7.696	17:26:33.102	
2 -	25.611	118.9	30.251	40.074	114.1	1:35.936	81.80	0.843	17:28:09.038	
3 -	25.622	117.7	29.777	39.954	115.1	1:35.353	82.30	0.260	17:29:44.391	
4 -	26.025	117.7	30.073	40.260	114.5	1:36.358	81.44	1.265	17:31:20.749	
5 -	25.605	116.9	29.844	40.060	114.3	1:35.509	82.17	0.416	17:32:56.258	
6 -	25.625	118.5	30.002	39.904	115.7	1:35.531	82.15	0.438	17:34:31.789	
7 -	25.534	117.1	29.575	39.984	115.7	1:35.093 (1)	82.53		17:36:06.882	
8 -	25.506	117.5	29.565	40.094	114.1	1:35.165 (2)	82.46	0.072	17:37:42.047	
9 -	25.673	116.1	29.587	40.144	114.3	1:35.404	82.26	0.311	17:39:17.451	
10 -	25.614	116.1	29.580	40.106	113.9	1:35.300 (3)	82.35	0.207	17:40:52.751	
11 -	25.825	117.3	31.799	40.640	113.5	1:38.264	79.86	3.171	17:42:31.015	
12 -	26.037	116.3	30.008	40.578	113.5	1:36.623	81.22	1.530	17:44:07.638	

Weather / Track : Sunny / Dry

Cadwell Park
Circuit Length = 2.1800 miles
Start: 17:24 Flag 17:43 End: 17:46

MCRCB BULLETIN TK295

2013 MCE British Superbike Championship - Round 8

2013 Monster Energy British Motostar Championship

RACE 12 - SECTOR ANALYSIS

SECTOR 1 = FL to I1, SECTOR 2 = I1 to I2, SECTOR 3 = I2 to FL, DIFF = Difference To Personal Best Lap

P5		17		Tom CARNE		Honda - TC Racing / SP125 racing				
LAP	SECTOR 1		SECTOR 2		SECTOR 3		LAP TIME	MPH	DIFF	TIME OF DAY
1 -		118.9	30.856	41.096	117.3	1:43.471	75.84	7.745	17:26:33.784	
2 -	25.528	122.2	30.484	40.505	117.1	1:36.517	81.31	0.791	17:28:10.301	
3 -	25.578	122.0	30.141	40.615	117.3	1:36.334	81.46	0.608	17:29:46.635	
4 -	25.590	120.9	30.134	40.143	116.7	1:35.867 (3)	81.86	0.141	17:31:22.502	
5 -	25.480	120.0	29.980	40.266	116.9	1:35.726 (1)	81.98		17:32:58.228	
6 -	25.645	120.0	30.070	40.120	117.5	1:35.835 (2)	81.89	0.109	17:34:34.063	
7 -	25.678	119.4	30.390	40.422	116.5	1:36.490	81.33	0.764	17:36:10.553	
8 -	25.697	119.1	30.249	40.219	116.7	1:36.165	81.61	0.439	17:37:46.718	
9 -	25.676	119.4	30.281	40.482	116.9	1:36.439	81.37	0.713	17:39:23.157	
10 -	25.683	119.1	30.277	40.182	116.1	1:36.142	81.62	0.416	17:40:59.299	
11 -	25.712	119.8	30.661	40.204	116.9	1:36.577	81.26	0.851	17:42:35.876	
12 -	25.706	119.6	30.241	40.123	117.3	1:36.070	81.69	0.344	17:44:11.946	

P6		10		Peter SUTHERLAND		Aprilia - Kinpac Racing / Floorcoat UK				
LAP	SECTOR 1		SECTOR 2		SECTOR 3		LAP TIME	MPH	DIFF	TIME OF DAY
1 -		120.6	31.298	41.111	116.3	1:44.296	75.24	8.841	17:26:34.609	
2 -	25.600	120.4	30.296	40.565	116.3	1:36.461	81.36	1.006	17:28:11.070	
3 -	25.453	120.9	30.315	40.317	115.3	1:36.085	81.67	0.630	17:29:47.155	
4 -	25.766	118.5	30.059	40.005	115.3	1:35.830 (2)	81.89	0.375	17:31:22.985	
5 -	25.524	118.5	29.741	40.190	116.3	1:35.455 (1)	82.21		17:32:58.440	
6 -	25.614	119.1	30.131	40.187	116.5	1:35.932 (3)	81.80	0.477	17:34:34.372	
7 -	25.657	118.7	30.300	40.465	116.1	1:36.422	81.39	0.967	17:36:10.794	
8 -	25.712	118.3	30.168	40.223	116.3	1:36.103	81.66	0.648	17:37:46.897	
9 -	25.777	118.3	30.238	40.528	115.9	1:36.543	81.29	1.088	17:39:23.440	
10 -	25.816	118.3	30.135	40.294	115.5	1:36.245	81.54	0.790	17:40:59.685	
11 -	25.618	119.1	30.627	40.325	115.3	1:36.570	81.26	1.115	17:42:36.255	
12 -	25.667	118.5	30.142	40.144	116.3	1:35.953	81.79	0.498	17:44:12.208	

P7		80		Callum BEY		Honda - RCD Motorsport				
LAP	SECTOR 1		SECTOR 2		SECTOR 3		LAP TIME	MPH	DIFF	TIME OF DAY
1 -		119.4	31.359	41.101	115.9	1:44.459	75.13	7.288	17:26:34.772	
2 -	26.023	118.1	30.466	40.868	114.7	1:37.357	80.61	0.186	17:28:12.129	
3 -	26.213	117.1	30.424	40.991	113.5	1:37.628	80.38	0.457	17:29:49.757	
4 -	26.117	117.9	30.309	40.960	112.9	1:37.386	80.58	0.215	17:31:27.143	
5 -	26.339	116.5	30.308	40.824	113.7	1:37.471	80.51	0.300	17:33:04.614	
6 -	26.207	116.7	30.362	40.815	113.5	1:37.384	80.58	0.213	17:34:41.998	
7 -	26.303	116.3	30.642	41.135	112.9	1:38.080	80.01	0.909	17:36:20.078	
8 -	26.306	115.7	30.539	41.066	113.1	1:37.911	80.15	0.740	17:37:57.989	
9 -	26.180	116.5	30.234	40.945	112.4	1:37.359	80.60	0.188	17:39:35.348	
10 -	26.285	116.3	30.171	40.763	112.9	1:37.219 (2)	80.72	0.048	17:41:12.567	
11 -	26.266	116.9	30.241	40.828	113.1	1:37.335 (3)	80.62	0.164	17:42:49.902	
12 -	26.121	116.9	30.231	40.819	113.3	1:37.171 (1)	80.76		17:44:27.073	

P8		3		Taz TAYLOR		Luyten Honda - FPW Racing				
LAP	SECTOR 1		SECTOR 2		SECTOR 3		LAP TIME	MPH	DIFF	TIME OF DAY
1 -		122.0	31.396	41.682	118.9	1:45.358	74.48	8.260	17:26:35.671	
2 -	25.956	121.7	30.841	41.279	118.3	1:38.076	80.02	0.978	17:28:13.747	
3 -	25.965	120.9	30.792	41.269	118.1	1:38.026	80.06	0.928	17:29:51.773	
4 -	26.113	120.9	30.944	41.071	117.3	1:38.128	79.97	1.030	17:31:29.901	
5 -	25.980	120.0	30.696	40.660	118.7	1:37.336	80.62	0.238	17:33:07.237	
6 -	26.073	120.0	30.723	40.855	117.7	1:37.651	80.36	0.553	17:34:44.888	
7 -	25.983	120.4	30.596	40.918	118.5	1:37.497	80.49	0.399	17:36:22.385	
8 -	25.831	120.6	30.718	40.616	119.1	1:37.165 (2)	80.77	0.067	17:37:59.550	
9 -	25.903	120.2	30.595	40.795	118.3	1:37.293 (3)	80.66	0.195	17:39:36.843	
10 -	25.927	121.1	30.531	40.640	117.9	1:37.098 (1)	80.82		17:41:13.941	
11 -	25.799	121.1	31.304	40.550	118.7	1:37.653	80.36	0.555	17:42:51.594	
12 -	25.894	120.9	30.828	40.927	118.5	1:37.649	80.37	0.551	17:44:29.243	

Weather / Track : Sunny / Dry

Cadwell Park
Circuit Length = 2.1800 miles
Start: 17:24 Flag 17:43 End: 17:46

MCRCB BULLETIN TK295

2013 MCE British Superbike Championship - Round 8

2013 Monster Energy British Motostar Championship

RACE 12 - SECTOR ANALYSIS

SECTOR 1 = FL to I1, SECTOR 2 = I1 to I2, SECTOR 3 = I2 to FL, DIFF = Difference To Personal Best Lap

P9 35		Elliot LODGE		Honda - SP125 / SpikeRacing					
LAP	SECTOR 1	SECTOR 2	SECTOR 3	LAP TIME	MPH	DIFF	TIME OF DAY		
1 -		118.7	31.505	41.280	115.5	1:45.703	74.24	7.950	17:26:36.016
2 -	26.200	118.1	30.426	41.512	114.3	1:38.138	79.96	0.385	17:28:14.154
3 -	26.299	116.9	30.547	41.061	115.1	1:37.907	80.15	0.154	17:29:52.061
4 -	26.327	116.7	30.639	41.333	114.3	1:38.299	79.83	0.546	17:31:30.360
5 -	26.497	114.1	30.748	40.858	113.7	1:38.103	79.99	0.350	17:33:08.463
6 -	26.600	114.7	30.688	40.877	113.3	1:38.165	79.94	0.412	17:34:46.628
7 -	26.717	114.3	30.373	40.721	114.1	1:37.811 (3)	80.23	0.058	17:36:24.439
8 -	26.549	114.7	30.200	41.168	113.9	1:37.917	80.15	0.164	17:38:02.356
9 -	26.545	114.5	30.382	40.867	114.1	1:37.794 (2)	80.25	0.041	17:39:40.150
10 -	26.486	114.5	30.300	40.967	113.5	1:37.753 (1)	80.28		17:41:17.903
11 -	26.785	114.1	30.915	41.211	114.1	1:38.911	79.34	1.158	17:42:56.814
12 -	26.638	114.5	30.728	41.011	113.5	1:38.377	79.77	0.624	17:44:35.191

P10 22		Stephanie WADDELOW		Honda - SP125 / Flossy Racing					
LAP	SECTOR 1	SECTOR 2	SECTOR 3	LAP TIME	MPH	DIFF	TIME OF DAY		
1 -		115.5	31.877	42.149	115.1	1:48.043	72.63	8.875	17:26:38.356
2 -	26.273	119.8	31.338	41.623	112.9	1:39.234 (2)	79.08	0.066	17:28:17.590
3 -	26.372	118.1	31.636	41.849	114.9	1:39.857	78.59	0.689	17:29:57.447
4 -	26.270	117.3	31.430	41.756	115.9	1:39.456	78.90	0.288	17:31:36.903
5 -	26.266	116.9	31.710	41.673	113.5	1:39.649	78.75	0.481	17:33:16.552
6 -	26.853	115.5	31.282	41.238	114.5	1:39.373	78.97	0.205	17:34:55.925
7 -	26.669	115.3	31.325	41.461	113.7	1:39.455	78.91	0.287	17:36:35.380
8 -	26.589	115.5	31.158	41.707	112.5	1:39.454	78.91	0.286	17:38:14.834
9 -	26.831	115.1	31.176	41.246	114.3	1:39.253 (3)	79.07	0.085	17:39:54.087
10 -	26.585	115.9	31.001	41.582	113.5	1:39.168 (1)	79.13		17:41:33.255
11 -	26.749	115.5	31.297	41.683	113.1	1:39.729	78.69	0.561	17:43:12.984
12 -	26.747	115.5	31.503	41.888	113.1	1:40.138	78.37	0.970	17:44:53.122

P11 82		Jon VINCENT		Honda - Molly / JVR Racing					
LAP	SECTOR 1	SECTOR 2	SECTOR 3	LAP TIME	MPH	DIFF	TIME OF DAY		
1 -		114.7	31.451	41.818	112.2	1:47.237	73.18	8.191	17:26:37.550
2 -	26.673	114.9	31.170	41.612	111.6	1:39.455	78.91	0.409	17:28:17.005
3 -	26.897	114.9	31.419	41.767	113.3	1:40.083	78.41	1.037	17:29:57.088
4 -	26.748	115.7	31.584	41.868	113.1	1:40.200	78.32	1.154	17:31:37.288
5 -	26.621	114.5	31.465	41.560	112.2	1:39.646	78.75	0.600	17:33:16.934
6 -	26.868	115.1	31.202	41.279	112.9	1:39.349 (3)	78.99	0.303	17:34:56.283
7 -	26.837	113.3	31.119	41.474	112.7	1:39.430	78.93	0.384	17:36:35.713
8 -	26.769	114.3	31.093	41.404	112.5	1:39.266 (2)	79.06	0.220	17:38:14.979
9 -	26.991	114.9	31.108	41.406	112.4	1:39.505	78.87	0.459	17:39:54.484
10 -	26.614	115.1	31.101	41.331	113.1	1:39.046 (1)	79.23		17:41:33.530
11 -	26.929	113.9	31.473	41.218	113.5	1:39.620	78.78	0.574	17:43:13.150
12 -	26.877	114.3	31.431	41.744	114.3	1:40.052	78.43	1.006	17:44:53.202

P12 24		Daniel COSTILLA		Honda - Repli-Cast UK					
LAP	SECTOR 1	SECTOR 2	SECTOR 3	LAP TIME	MPH	DIFF	TIME OF DAY		
1 -		122.0	32.252	42.287	117.1	1:46.636	73.59	7.290	17:26:36.949
2 -	26.106	119.4	31.266	42.921	118.5	1:40.293	78.25	0.947	17:28:17.242
3 -	26.489	117.7	31.246	41.829	116.1	1:39.564	78.82	0.218	17:29:56.806
4 -	26.360	117.3	31.492	41.963	116.7	1:39.815	78.62	0.469	17:31:36.621
5 -	26.454	116.7	32.106	42.263	116.5	1:40.823	77.84	1.477	17:33:17.444
6 -	26.398	117.7	31.599	41.826	116.7	1:39.823	78.61	0.477	17:34:57.267
7 -	26.333	117.5	31.224	41.804	116.5	1:39.361 (2)	78.98	0.015	17:36:36.628
8 -	26.156	119.1	31.252	41.998	116.9	1:39.406 (3)	78.94	0.060	17:38:16.034
9 -	26.235	118.5	31.217	42.164	116.1	1:39.616	78.78	0.270	17:39:55.650
10 -	26.333	116.9	31.166	42.037	116.3	1:39.536	78.84	0.190	17:41:35.186
11 -	26.552	116.5	31.347	42.078	116.7	1:39.977	78.49	0.631	17:43:15.163
12 -	26.268	117.3	31.251	41.827	115.9	1:39.346 (1)	78.99		17:44:54.509

Weather / Track : Sunny / Dry

Cadwell Park
Circuit Length = 2.1800 miles
Start: 17:24 Flag 17:43 End: 17:46

MCRCB BULLETIN TK295

2013 MCE British Superbike Championship - Round 8

2013 Monster Energy British Motostar Championship

RACE 12 - SECTOR ANALYSIS

SECTOR 1 = FL to I1, SECTOR 2 = I1 to I2, SECTOR 3 = I2 to FL, DIFF = Difference To Personal Best Lap

P13		42 M3		James HOBSON		Honda - Two 4 Motorsport				
LAP	SECTOR 1		SECTOR 2		SECTOR 3		LAP TIME	MPH	DIFF	TIME OF DAY
1 -		119.6	32.398	43.206	116.1	1:49.973	71.36	11.295	17:26:40.286	
2 -	26.934	117.7	31.494	42.742	114.7	1:41.170	77.57	2.492	17:28:21.456	
3 -	26.758	117.1	31.220	42.482	114.5	1:40.460	78.12	1.782	17:30:01.916	
4 -	26.652	116.9	31.044	42.326	114.7	1:40.022	78.46	1.344	17:31:41.938	
5 -	26.407	117.7	31.095	42.143	115.9	1:39.645	78.76	0.967	17:33:21.583	
6 -	26.522	116.5	30.972	41.948	114.9	1:39.442	78.92	0.764	17:35:01.025	
7 -	26.547	116.9	31.135	42.305	114.5	1:39.987	78.49	1.309	17:36:41.012	
8 -	26.721	116.5	31.029	42.015	115.5	1:39.765	78.66	1.087	17:38:20.777	
9 -	26.311	117.3	30.710	41.715	114.9	1:38.736 (2)	79.48	0.058	17:39:59.513	
10 -	26.204	118.3	30.701	42.033	115.3	1:38.938 (3)	79.32	0.260	17:41:38.451	
11 -	26.388	117.1	31.088	41.504	116.1	1:38.980	79.28	0.302	17:43:17.431	
12 -	26.120	118.1	30.995	41.563	116.3	1:38.678 (1)	79.53		17:44:56.109	

P14		41		Milo WARD		Luyten Honda - FPW Racing				
LAP	SECTOR 1		SECTOR 2		SECTOR 3		LAP TIME	MPH	DIFF	TIME OF DAY
1 -		115.3	32.549	42.886	111.8	1:49.478	71.68	10.820	17:26:39.791	
2 -	27.451	114.5	32.060	42.373	112.4	1:41.884	77.02	3.226	17:28:21.675	
3 -	26.727	117.5	31.439	42.404	112.4	1:40.570	78.03	1.912	17:30:02.245	
4 -	27.942	111.4	31.318	41.766	112.0	1:41.026	77.68	2.368	17:31:43.271	
5 -	26.784	114.3	31.188	41.691	112.9	1:39.663	78.74	1.005	17:33:22.934	
6 -	26.790	114.9	31.165	41.528	113.3	1:39.483	78.88	0.825	17:35:02.417	
7 -	26.732	114.7	31.091	41.617	112.5	1:39.440	78.92	0.782	17:36:41.857	
8 -	26.632	115.7	31.133	41.302	113.9	1:39.067	79.21	0.409	17:38:20.924	
9 -	26.612	114.7	30.762	41.375	114.5	1:38.749 (2)	79.47	0.091	17:39:59.673	
10 -	26.518	114.7	30.927	41.635	113.9	1:39.080	79.20	0.422	17:41:38.753	
11 -	26.490	115.9	30.919	41.451	113.7	1:38.860 (3)	79.38	0.202	17:43:17.613	
12 -	26.104	118.1	31.074	41.480	114.5	1:38.658 (1)	79.54		17:44:56.271	

P15		36		Jayson URIBE		Honda - Rock and Sons Racing				
LAP	SECTOR 1		SECTOR 2		SECTOR 3		LAP TIME	MPH	DIFF	TIME OF DAY
1 -		103.0	32.115	43.052	113.7	1:52.117	69.99	13.228	17:26:42.430	
2 -	27.001	115.7	31.430	41.850	113.1	1:40.281	78.26	1.392	17:28:22.711	
3 -	27.011	114.5	32.257	42.478	112.0	1:41.746	77.13	2.857	17:30:04.457	
4 -	26.897	113.7	31.642	42.354	112.0	1:40.893	77.78	2.004	17:31:45.350	
5 -	26.851	112.2	31.261	41.880	112.0	1:39.992	78.48	1.103	17:33:25.342	
6 -	27.327	110.9	31.172	41.322	111.6	1:39.821	78.62	0.932	17:35:05.163	
7 -	27.239	111.4	31.173	41.126	111.4	1:39.538	78.84	0.649	17:36:44.701	
8 -	27.320	111.1	31.011	41.087	110.9	1:39.418 (3)	78.94	0.529	17:38:24.119	
9 -	27.030	110.9	30.881	41.169	111.6	1:39.080 (2)	79.20	0.191	17:40:03.199	
10 -	26.895	112.4	31.011	40.983	110.7	1:38.889 (1)	79.36		17:41:42.088	
11 -	27.115	111.4	31.168	41.339	111.4	1:39.622	78.77	0.733	17:43:21.710	
12 -	27.243	110.3	31.096	41.470	110.5	1:39.809	78.63	0.920	17:45:01.519	

P16		79 M3		Chris TAYLOR		Honda - Elevator Bridle & Saddle Co / Coventry Ducati				
LAP	SECTOR 1		SECTOR 2		SECTOR 3		LAP TIME	MPH	DIFF	TIME OF DAY
1 -		120.4	32.726	42.600	117.7	1:50.634	70.93	9.692	17:26:40.947	
2 -	26.949	121.7	32.300	42.173	117.3	1:41.422	77.38	0.480	17:28:22.369	
3 -	26.800	119.8	32.558	42.148	116.3	1:41.506	77.31	0.564	17:30:03.875	
4 -	26.949	118.1	31.932	42.319	115.7	1:41.200 (2)	77.55	0.258	17:31:45.075	
5 -	27.082	118.3	32.545	42.012	116.1	1:41.639	77.21	0.697	17:33:26.714	
6 -	27.180	117.3	31.948	42.151	116.1	1:41.279 (3)	77.48	0.337	17:35:07.993	
7 -	27.072	117.1	32.226	42.187	115.7	1:41.485	77.33	0.543	17:36:49.478	
8 -	27.063	116.7	32.002	42.386	114.5	1:41.451	77.35	0.509	17:38:30.929	
9 -	27.171	116.1	32.114	42.179	115.9	1:41.464	77.34	0.522	17:40:12.393	
10 -	27.261	116.9	31.992	42.044	114.9	1:41.297	77.47	0.355	17:41:53.690	
11 -	27.064	116.9	32.319	42.037	115.7	1:41.420	77.38	0.478	17:43:35.110	
12 -	27.024	116.7	32.004	41.914	115.1	1:40.942 (1)	77.74		17:45:16.052	

Weather / Track : Sunny / Dry

Cadwell Park
Circuit Length = 2.1800 miles
Start: 17:24 Flag 17:43 End: 17:46

MCRCB BULLETIN TK295

2013 MCE British Superbike Championship - Round 8

2013 Monster Energy British Motostar Championship

RACE 12 - SECTOR ANALYSIS

SECTOR 1 = FL to I1, SECTOR 2 = I1 to I2, SECTOR 3 = I2 to FL, DIFF = Difference To Personal Best Lap

P17 77		Jason VERNON		Honda - SGR Racing						
LAP	SECTOR 1		SECTOR 2		SECTOR 3		LAP TIME	MPH	DIFF	TIME OF DAY
1 -		113.7	32.788	43.414	110.9	1:52.029	70.05	10.887	17:26:42.342	
2 -	27.566	114.1	31.985	42.692	111.4	1:42.243	76.75	1.101	17:28:24.585	
3 -	27.415	112.7	31.825	42.299	112.7	1:41.539 (2)	77.29	0.397	17:30:06.124	
4 -	27.148	113.7	31.986	44.007	111.4	1:43.141	76.09	1.999	17:31:49.265	
5 -	27.316	112.4	31.770	43.384	110.0	1:42.470	76.58	1.328	17:33:31.735	
6 -	27.223	111.8	32.437	43.420	111.1	1:43.080	76.13	1.938	17:35:14.815	
7 -	27.417	111.2	32.159	43.559	110.7	1:43.135	76.09	1.993	17:36:57.950	
8 -	27.279	111.4	32.232	43.385	110.5	1:42.896	76.27	1.754	17:38:40.846	
9 -	27.605	111.2	32.651	43.305	110.3	1:43.561	75.78	2.419	17:40:24.407	
10 -	27.329	111.8	31.714	42.099	109.8	1:41.142 (1)	77.59		17:42:05.549	
11 -	27.873	110.3	31.765	42.954	109.4	1:42.592	76.49	1.450	17:43:48.141	
12 -	27.720	110.5	31.900	41.920	109.8	1:41.540 (3)	77.29	0.398	17:45:29.681	

P18 2 M3		Tom BOOTH-AMOS		BMS PreM3 - FAB Racing						
LAP	SECTOR 1		SECTOR 2		SECTOR 3		LAP TIME	MPH	DIFF	TIME OF DAY
1 -		109.8	32.649	43.064	108.9	1:51.380	70.46	10.307	17:26:41.693	
2 -	27.225	110.7	31.914	43.152	108.4	1:42.291	76.72	1.218	17:28:23.984	
3 -	27.373	109.4	31.588	42.791	108.0	1:41.752 (2)	77.12	0.679	17:30:05.736	
4 -	27.679	109.4	32.054	42.895	107.8	1:42.628	76.47	1.555	17:31:48.364	
5 -	27.348	109.2	32.105	43.598	106.3	1:43.051	76.15	1.978	17:33:31.415	
6 -	27.546	109.2	32.264	43.535	106.8	1:43.345	75.94	2.272	17:35:14.760	
7 -	27.629	110.3	32.187	43.329	107.5	1:43.145	76.08	2.072	17:36:57.905	
8 -	27.606	109.2	32.145	43.560	108.2	1:43.311	75.96	2.238	17:38:41.216	
9 -	27.546	108.0	32.642	43.185	109.2	1:43.373	75.91	2.300	17:40:24.589	
10 -	27.855	109.4	32.242	42.211	106.5	1:42.308	76.71	1.235	17:42:06.897	
11 -	27.874	105.6	31.605	41.594	106.0	1:41.073 (1)	77.64		17:43:47.970	
12 -	28.133	108.0	31.901	42.047	107.5	1:42.081 (3)	76.88	1.008	17:45:30.051	

P19 13 M3		Sam BURMAN		Honda - WNT / Burman Racing						
LAP	SECTOR 1		SECTOR 2		SECTOR 3		LAP TIME	MPH	DIFF	TIME OF DAY
1 -		118.9	32.744	42.734	115.9	1:50.183	71.22	8.378	17:26:40.496	
2 -	27.240	118.5	32.067	42.498	114.5	1:41.805 (1)	77.08		17:28:22.301	
3 -	27.498	118.9	32.542	42.858	114.5	1:42.898 (3)	76.27	1.093	17:30:05.199	
4 -	27.244	117.9	32.461	43.118	114.1	1:42.823 (2)	76.32	1.018	17:31:48.022	
5 -	27.284	116.5	32.287	43.327	113.9	1:42.898 (3)	76.27	1.093	17:33:30.920	
6 -	27.408	116.1	32.703	43.298	114.1	1:43.409	75.89	1.604	17:35:14.329	
7 -	27.334	116.3	32.536	43.129	114.3	1:42.999	76.19	1.194	17:36:57.328	
8 -	27.501	116.1	32.479	43.280	113.7	1:43.260	76.00	1.455	17:38:40.588	
9 -	27.563	115.3	32.673	43.365	113.5	1:43.601	75.75	1.796	17:40:24.189	
10 -	27.647	118.9	32.639	43.533	114.5	1:43.819	75.59	2.014	17:42:08.008	
11 -	27.553	116.7	32.487	43.709	113.3	1:43.749	75.64	1.944	17:43:51.757	
12 -	28.101	115.5	33.234	44.281	113.3	1:45.616	74.30	3.811	17:45:37.373	

P20 95 M3		Tarran MACKENZIE		KTM - Redline KTM						
LAP	SECTOR 1		SECTOR 2		SECTOR 3		LAP TIME	MPH	DIFF	TIME OF DAY
1 -		117.5	30.964	40.168	120.0	1:42.702	76.41	7.706	17:26:33.015	
2 -	25.277	123.1	31.269	39.981	117.1	1:36.527	81.30	1.531	17:28:09.542	
3 -	25.888	118.5	30.013	39.998	117.7	1:35.899	81.83	0.903	17:29:45.441	
4 -	25.996	117.5	29.897	39.848	117.9	1:35.741	81.97	0.745	17:31:21.182	
5 -	25.707	119.8	29.631	39.682	118.1	1:35.020 (3)	82.59	0.024	17:32:56.202	
6 -	25.567	119.4	29.819	39.628	118.9	1:35.014 (2)	82.59	0.018	17:34:31.216	
7 -	25.547	118.7	29.669	40.011	119.4	1:35.227	82.41	0.231	17:36:06.443	
8 -	25.350	121.1	29.823	39.823	119.8	1:34.996 (1)	82.61		17:37:41.439	
9 -	25.403	121.7	30.045	40.033	117.9	1:35.481	82.19	0.485	17:39:16.920	
10 -	25.742	116.3	29.679	39.995	118.1	1:35.416	82.25	0.420	17:40:52.336	

Weather / Track : Sunny / Dry

Cadwell Park
Circuit Length = 2.1800 miles
Start: 17:24 Flag 17:43 End: 17:46

MCRCB BULLETIN TK295**2013 MCE British Superbike Championship - Round 8****2013 Monster Energy British Motostar Championship****RACE 12 - SECTOR ANALYSIS**

SECTOR 1 = FL to I1, SECTOR 2 = I1 to I2, SECTOR 3 = I2 to FL, DIFF = Difference To Personal Best Lap

P21	90	Greg GREENWOOD		Luyten Honda - FPW Racing					
LAP		SECTOR 1	SECTOR 2	SECTOR 3		LAP TIME	MPH	DIFF	TIME OF DAY
1 -		116.9	32.773	43.296	113.7	1:51.100	70.63	10.000	17:26:41.413
2 -	26.774	118.3	32.451	43.079	112.5	1:42.304	76.71	1.204	17:28:23.717
3 -	26.884	117.7	32.060	43.246	114.7	1:42.190 (3)	76.79	1.090	17:30:05.907
4 -	26.834	116.7	32.395	43.870	113.7	1:43.099	76.12	1.999	17:31:49.006
5 -	26.954	115.9	32.180	43.568	113.5	1:42.702	76.41	1.602	17:33:31.708
6 -	26.731	116.3	31.782	42.587	112.4	1:41.100 (1)	77.62		17:35:12.808
7 -	27.338	114.3	32.760	42.852	111.8	1:42.950	76.23	1.850	17:36:55.758
8 -	27.128	114.1	32.171	42.823	111.8	1:42.122 (2)	76.84	1.022	17:38:37.880

P22	43	Arnie SHELTON		Honda - e3 motorsport					
LAP		SECTOR 1	SECTOR 2	SECTOR 3		LAP TIME	MPH	DIFF	TIME OF DAY
1 -		116.1	31.402	41.040	116.1	1:44.007 (2)	75.45	7.569	17:26:34.320
2 -	25.446	121.3	30.457	40.535	117.1	1:36.438 (1)	81.37		17:28:10.758

MCRCB BULLETIN TK296**2013 MCE British Superbike Championship - Round 8****2013 Monster Energy British Motostar Championship****RACE 12 - BEST SPEEDS**

POS	SECTOR 1			SECTOR 2			FINISH LINE		
	NO	NAME	MPH	NO	NAME	MPH	NO	NAME	MPH
1	66	Joe IRVING	123.5				66	Joe IRVING	122.4
2	95	Tarran MACKENZIE	123.1				95	Tarran MACKENZIE	120.0
3	40	Joe FRANCIS	122.9				40	Joe FRANCIS	119.6
4	17	Tom CARNE	122.2				67	Andy REID	119.6
5	3	Taz TAYLOR	122.0				3	Taz TAYLOR	119.1
6	24	Daniel COSTILLA	122.0				24	Daniel COSTILLA	118.5
7	79	Chris TAYLOR	121.7				79	Chris TAYLOR	117.7
8	67	Andy REID	121.5				17	Tom CARNE	117.5
9	43	Arnie SHELTON	121.3				43	Arnie SHELTON	117.1
10	10	Peter SUTHERLAND	120.9				10	Peter SUTHERLAND	116.5
11	22	Stephanie WADDELOW	119.8				42	James HOBSON	116.3
12	42	James HOBSON	119.6				13	Sam BURMAN	115.9
13	80	Callum BEY	119.4				22	Stephanie WADDELOW	115.9
14	12	Edward RENDELL	118.9				80	Callum BEY	115.9
15	13	Sam BURMAN	118.9				12	Edward RENDELL	115.7
16	35	Elliot LODGE	118.7				35	Elliot LODGE	115.5
17	90	Greg GREENWOOD	118.3				90	Greg GREENWOOD	114.7
18	41	Milo WARD	118.1				41	Milo WARD	114.5
19	36	Jayson URIBE	115.7				82	Jon VINCENT	114.3
20	82	Jon VINCENT	115.7				36	Jayson URIBE	113.7
21	77	Jason VERNON	114.1				77	Jason VERNON	112.7
22	2	Tom BOOTH-AMOS	110.7				2	Tom BOOTH-AMOS	109.2

Weather / Track : Sunny / Dry

Results can be found at www.tsl-timing.comCadwell Park
Circuit Length = 2.1800 miles
Start: 17:24 Flag 17:43 End: 17:46

Printed - 17:49 Monday, 26 August 2013

MCRCB BULLETIN TK297**2013 MCE British Superbike Championship - Round 8****2013 Monster Energy British Motostar Championship****RACE 12 - BEST SECTORS**

SECTOR 1			SECTOR 2			SECTOR 3			IDEAL / BEST COMPARISON						
POS	NO	NAME	TIME	NO	NAME	TIME	NO	NAME	TIME	POS	NO	NAME	IDEAL	BEST	DIFF
1	67	REID	24.963	40	FRANCIS	29.256	67	REID	39.326						
2	40	FRANCIS	25.135	12	RENDELL	29.565	66	IRVING	39.496	1	67	REID	1:33.935	1:34.212	0.277
3	95	MACKENZIE	25.277	95	MACKENZIE	29.631	40	FRANCIS	39.623	2	40	FRANCIS	1:34.014	1:34.229	0.215
4	66	IRVING	25.403	67	REID	29.646	95	MACKENZIE	39.628	3	95	MACKENZIE	1:34.536	1:34.996	0.460
5	43	SHELTON	25.446	10	SUTHERLAND	29.741	12	RENDELL	39.904	4	66	IRVING	1:34.725	1:34.766	0.041
6	10	SUTHERLAND	25.453	66	IRVING	29.826	10	SUTHERLAND	40.005	5	12	RENDELL	1:34.975	1:35.093	0.118
7	17	CARNE	25.480	17	CARNE	29.980	17	CARNE	40.120	6	10	SUTHERLAND	1:35.199	1:35.455	0.256
8	12	RENDELL	25.506	80	BEY	30.171	43	SHELTON	40.535	7	17	CARNE	1:35.580	1:35.726	0.146
9	3	TAYLOR	25.799	35	LODGE	30.200	3	TAYLOR	40.550	8	43	SHELTON	1:36.340	1:36.438	0.098
10	80	BEY	26.023	43	SHELTON	30.359	35	LODGE	40.721	9	3	TAYLOR	1:36.880	1:37.098	0.218
11	41	WARD	26.104	3	TAYLOR	30.531	80	BEY	40.763	10	80	BEY	1:36.957	1:37.171	0.214
12	24	COSTILLA	26.106	42	HOBSON	30.701	36	URIBE	40.983	11	35	LODGE	1:37.121	1:37.753	0.632
13	42	HOBSON	26.120	41	WARD	30.762	82	VINCENT	41.218	12	41	WARD	1:38.168	1:38.658	0.490
14	35	LODGE	26.200	36	URIBE	30.881	22	WADDELOW	41.238	13	42	HOBSON	1:38.325	1:38.678	0.353
15	22	WADDELOW	26.266	22	WADDELOW	31.001	41	WARD	41.302	14	22	WADDELOW	1:38.505	1:39.168	0.663
16	82	VINCENT	26.614	82	VINCENT	31.093	42	HOBSON	41.504	15	36	URIBE	1:38.715	1:38.889	0.174
17	90	GREENWOOD	26.731	24	COSTILLA	31.166	2	BOOTH-AMOS	41.594	16	82	VINCENT	1:38.925	1:39.046	0.121
18	79	TAYLOR	26.800	2	BOOTH-AMOS	31.588	24	COSTILLA	41.804	17	24	COSTILLA	1:39.076	1:39.346	0.270
19	36	URIBE	26.851	77	VERNON	31.714	79	TAYLOR	41.914	18	2	BOOTH-AMOS	1:40.407	1:41.073	0.666
20	77	VERNON	27.148	90	GREENWOOD	31.782	77	VERNON	41.920	19	79	TAYLOR	1:40.646	1:40.942	0.296
21	2	BOOTH-AMOS	27.225	79	TAYLOR	31.932	13	BURMAN	42.498	20	77	VERNON	1:40.782	1:41.142	0.360
22	13	BURMAN	27.240	13	BURMAN	32.067	90	GREENWOOD	42.587	21	90	GREENWOOD	1:41.100	1:41.100	0.000
23										22	13	BURMAN	1:41.805	1:41.805	0.000

Weather / Track : Sunny / Dry

Results can be found at www.tsl-timing.comCadwell Park
Circuit Length = 2.1800 miles
Start: 17:24 Flag 17:43 End: 17:46

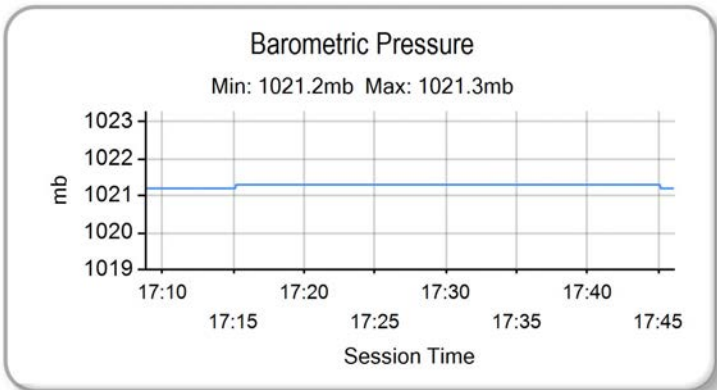
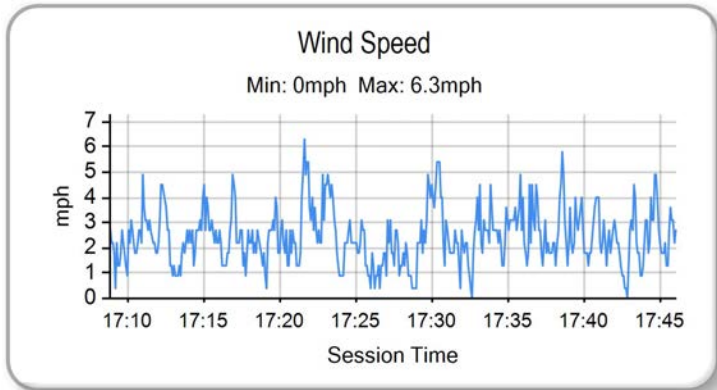
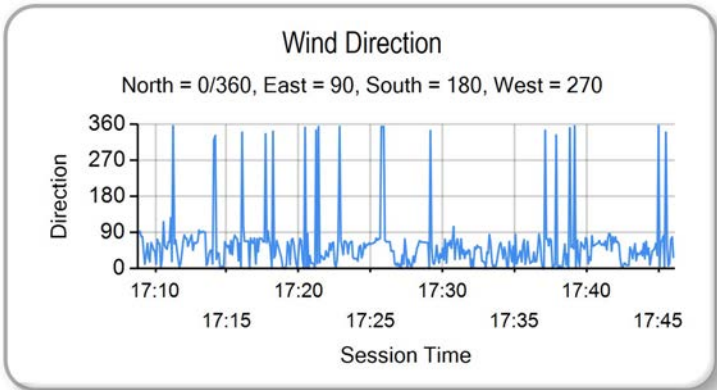
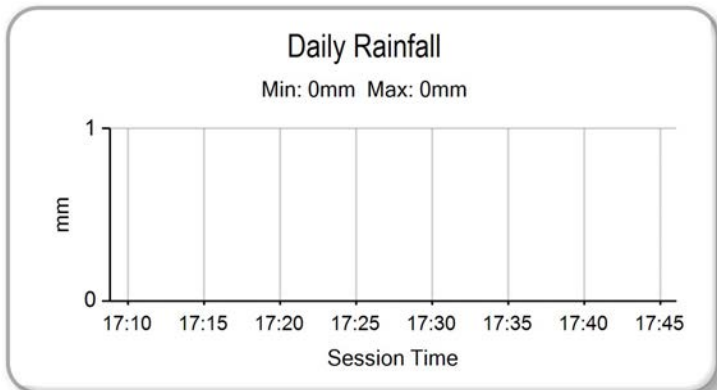
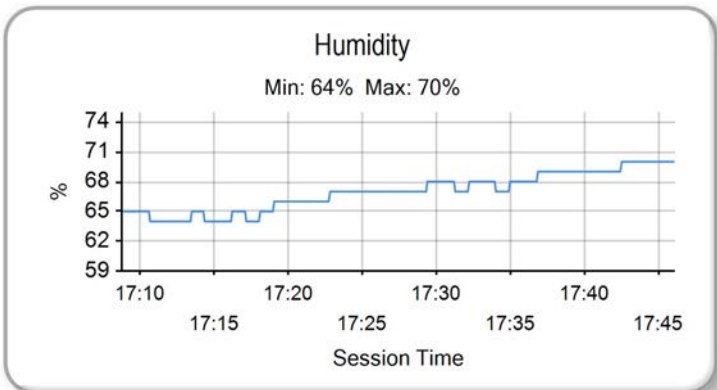
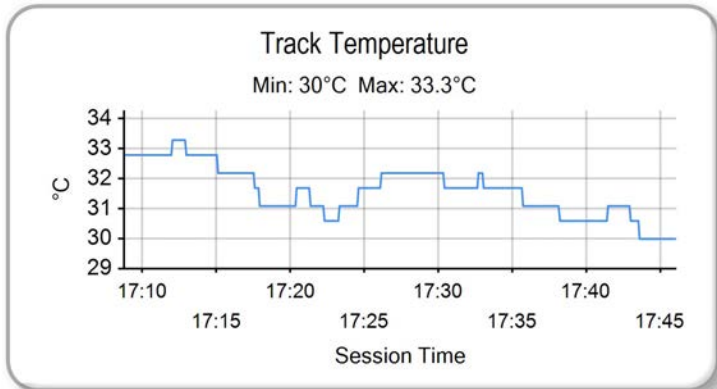
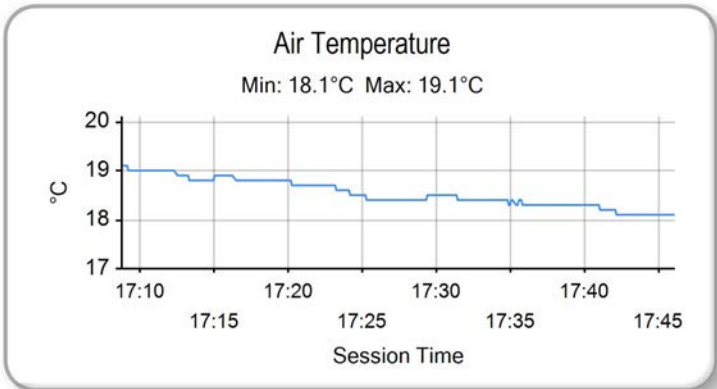
Printed - 17:50 Monday, 26 August 2013

MCRCB BULLETIN TK298

2013 MCE British Superbike Championship - Round 8

2013 Monster Energy British Motostar Championship

RACE 12 - WEATHER CONDITIONS



Weather / Track : Sunny / Dry

Results can be found at www.tsl-timing.com

Cadwell Park
Circuit Length = 2.1800 miles
Start: 17:24 Flag 17:43 End: 17:46

Printed - 17:50 Monday, 26 August 2013

MCRCB BULLETIN TK299

2013 Monster Energy British Motostar Championship MOTO 3 POINTS AFTER ROUND 8

	TOTAL	GAP	DIFF	7th April Brands Hatch - Indy	14th April Thruxton	6th May Oulton Park	16th June Knockhill	7th July Snetterton	21st July Brands Hatch - GP	11th August Oulton Park	26th August Cadwell Park	8th September Donington Park	22nd September Assen	6th October Silverstone	20th October Brands Hatch - GP
Joe FRANCIS	167			20	20	25	16	25	16	20	25				
Tarran MACKENZIE	131	36		25	25	20		16	20	25					
Joe IRVING	130	37	1	16		16	20	20	25	13	20				
James HOBSON	79	88	51		16	13		13	10	11	16				
Sam BURMAN	66	101	13	11	13			11	11	10	10				
Jordan WEAVING	41	126	25				25			16					
Chris TAYLOR	40	127	1					10	9	8	13				
Olly SIMPSON	26	141	14	13					13						
Tom BOOTH-AMOS	20	147	6							9	11				
Justin WARING	11	156	9		11										

MCRCB BULLETIN TK300

2013 Monster Energy British Motostar Championship 125GP POINTS AFTER ROUND 8

	TOTAL	GAP	DIFF	7th April Brands Hatch - Indy	14th April Thruxton	6th May Oulton Park	16th June Knockhill	7th July Snetterton	21st July Brands Hatch - GP	11th August Oulton Park	26th August Cadwell Park	8th September Donington Park	22nd September Assen	6th October Silverstone	20th October Brands Hatch - GP
Tom CARNE	147			25	20	25	25		16	20	16				
Peter SUTHERLAND	102	45			25	16	11	11	13	13	13				
Edward RENDELL	98	49	4	16		10	16	20		16	20				
Arnie SHELTON	97	50	1	13	13	20	20		20	11					
Callum BEY	87	60	10	10	8	11	13	13	11	10	11				
Stephanie WADDELOW	68	79	19		9	8	8	16	10	9	8				
Bradley RAY	53	94	15					25	25	3					
Elliott LODGE	53	94	0		10	9	9		8	8	9				
Andy REID	50	97	3							25	25				
Taz TAYLOR	42	105	8	6	4	3		10	9		10				
Jayson URIBE	38	109	4	3	2	6	6	6	5	6	4				
Jordan WEAVING	36	111	2	20	16										
Milo WARD	31	116	5	7	6		3	8	2		5				
Jake BAYFORD	25	122	6		7		5		6	7					
Daniel COSTILLA	24	123	1	5	1				7	5	6				
Catherine GREEN	22	125	2	11	11										
Paul JORDAN	22	125	0	9		13									
Asher DURHAM	22	125	0	4	3	5	1	7	1	1					
Bradley HUGHES	20	127	2			4	7	9							
Lewis ROLLO	19	128	1			7	10			2					
Ricky TARREN	11	136	8		5	1	2		3						
Jon VINCENT	11	136	0							4	7				
Adam McLEAN	8	139	3	8											
Jason VERNON	6	141	2					3			3				
Paul DOBB	5	142	1					5							
Jason DOUGLAS	4	143	1				4								
Josh OWENS	4	143	0					4							
Joseph THOMAS	4	143	0						4						
Steve LAWTON	2	145	2			2									
David WALES	2	145	0					2							