



MOTOSTAR

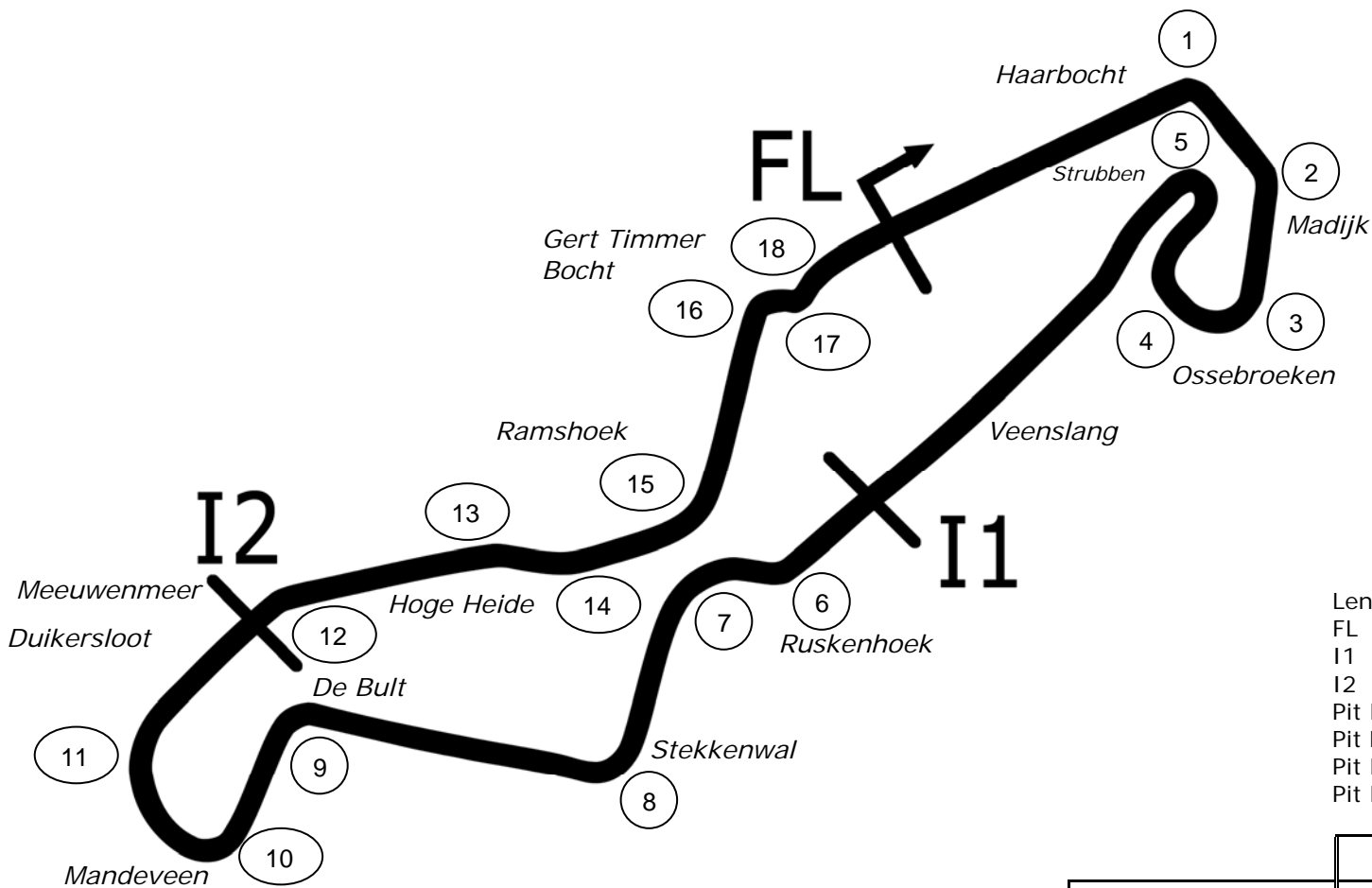
Round 10
Assen

20th – 22nd September 2013

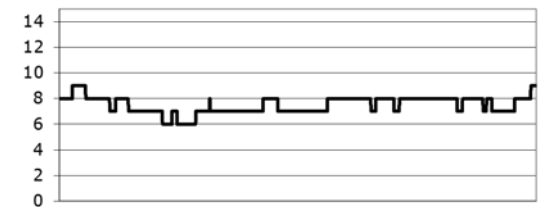


Results Provided by Timing Solutions Ltd
www.tsl-timing.com

Assen



Circuit Altitude (m)



Length	2.8223 miles	4542.0 m	
FL		52.96232 N	6.52416 E
I1	1624m	52.95945 N	6.52529 E
I2	3354m	52.95562 N	6.51282 E
Pit Entry	4359m	52.96222 N	6.52433 E
Pit Finish	4438m	52.96176 N	6.52350 E
Pit Exit	287m after FL	52.96384 N	6.52760 E
Pit Entry–Pit Exit 366m, 21.9s @60kph, 16.4s @80kph			

Lap Records		Best Sector Information					
		Sector 1	S1 Trap (mph)	Sector 2	S2 Trap (mph)	Sector 3	F/L Trap (mph)
Superbike	1:38.008	36.880	177.1	37.967	NONE	22.282	138.8
Supersport	1:40.338	38.157	159.8	38.515	NONE	22.979	128.5
Motostar	1:47.926	41.359	129.3	40.386	NONE	24.686	108.1
F1 Sidecar	1:41.827	38.760	145.6	39.245	NONE	23.670	121.5

FREE PRACTICE 1 - CLASSIFICATION



POS	NO	CL	PIC NAME	ENTRY	TIME	ON	LAPS	GAP	DIFF	MPH
1	67		1 Andy REID	Honda - RS Racing	2:02.597	6	7			82.87
2	12		2 Edward RENDELL	Honda - Banks Racing	2:03.554	8	9	0.957	0.957	82.23
3	40	M3	1 Joe FRANCIS	Honda - Team WD40	2:06.007	8	8	3.410	2.453	80.63
4	10		3 Peter SUTHERLAND	Aprilia - Kinpac Racing / Floorcoat UK	2:06.202	8	8	3.605	0.195	80.50
5	41		4 Milo WARD	Luyten Honda - FPW Racing	2:06.688	8	8	4.091	0.486	80.19
6	71	D	1 Thomas VAN LEEUWEN	Honda - Racing Team Vanleeuwen	2:07.203	7	7	4.606	0.515	79.87
7	95	M3	2 Tarran MACKENZIE	KTM - Redline KTM	2:07.426	8	8	4.829	0.223	79.73
8	66	M3	3 Joe IRVING	KTM - RS Racing / The Toad and Tatle Pub	2:07.938	8	8	5.341	0.512	79.41
9	21	D	2 Jerry VAN DE BUNT	Honda -	2:08.007	7	7	5.410	0.069	79.37
10	26	D	3 Jorel BOERBOOM	Honda -	2:08.609	8	8	6.012	0.602	79.00
11	36		5 Jayson URIBE	Honda - Rock and Sons Racing	2:08.773	8	8	6.176	0.164	78.89
12	3		6 Taz TAYLOR	Luyten Honda - FPW Racing	2:09.144	8	8	6.547	0.371	78.67
13	74	M3	4 Alex PERSSON	Honda - Nordgren Racing	2:09.354	8	8	6.757	0.210	78.54
14	99	D	4 Miguel LOURENCO	Honda - Laomn / RTNN	2:09.544	8	8	6.947	0.190	78.43
15	42	M3	5 James HOBSON	Honda - Two 4 Motorsport	2:10.112	6	8	7.515	0.568	78.08
16	65		7 Josh OWENS	Honda - JPL / George Roberts	2:10.407	7	7	7.810	0.295	77.91
17	88		8 Lewis ROLLO	Honda - RCD Motorsport	2:10.480	4	4	7.883	0.073	77.86
18	43		9 Arnie SHELTON	Honda - e3 motorsport	2:10.807	8	8	8.210	0.327	77.67
19	44		10 Jake BAYFORD	Honda - j4ke.com	2:11.110	5	5	8.513	0.303	77.49
20	124	D	5 Tasia RODINK	Honda -	2:12.196	6	6	9.599	1.086	76.85
21	11		11 Joseph THOMAS	Honda - Moto UK Racing	2:12.635	8	8	10.038	0.439	76.60
22	34	M3	6 Jordan WEAVING	KTM - Jordan Racing / Burkert	2:13.592	5	7	10.995	0.957	76.05
23	122	D	6 Ricardo BRINK	Honda - Autolakservice Remar Ljss	2:14.630	8	8	12.033	1.038	75.46
24	258	D	7 Matthijs VAN DE WALL	Honda -	2:14.731	8	8	12.134	0.101	75.41

QUALIFYING LAPTIME (110.0% of 2:02.597) = 2:14.856

25	142	D	8 Brian SLOOTEN	Bakker -	2:15.978	3	5	13.381	1.247	74.71
26	13	M3	7 Sam BURMAN	Honda - WNT / Burman Racing	2:16.725	6	8	14.128	0.747	74.31
27	46		12 Daniel HERMANSSON	Honda -	2:16.981	8	8	14.384	0.256	74.17
28	22		13 Stephanie WADDELOW	Honda - SP125 / Flossy Racing	2:17.303	7	7	14.706	0.322	73.99
29	28	D	9 Dennis KOOPMAN	Honda -	2:18.810	7	7	16.213	1.507	73.19
30	81		14 Hans PEDERSEN	Honda - Nordgren Racing	2:21.965	7	7	19.368	3.155	71.56
31	32		15 Martin SVENSSON	Honda -	2:24.188	7	7	21.591	2.223	70.46
32	77		16 Jason VERNON	Honda - SGR Racing	2:27.188	1	2	24.591	3.000	69.02
33	24		17 Daniel COSTILLA	Honda - Repli-Cast UK	2:31.724	1	2	29.127	4.536	66.96
34	17		18 Tom CARNE	Honda - TC Racing / SP125 racing	2:34.725	5	5	32.128	3.001	65.66
35	164		19 Dylan BARNARD	Honda - Cresswell Racing	2:35.786	7	7	33.189	1.061	65.21
36	35		20 Elliot LODGE	Honda - SP125 / SpikeRacing						

Weather / Track : Cloudy / Wet

These results are provisional until the conclusion of any judicial and technical matters.

Assen

Circuit Length = 2.8222 miles

Start: 09:00 Flag 09:20 End: 09:22

Race Director :	Stewards :	Timekeeper :
-----------------	------------	--------------

Results can be found at www.britishsuperbike.com

Printed - 09:25 Friday, 20 September 2013

MCRCB BULLETIN TK002

2013 MCE British Superbike Championship - Round 10

2013 Monster Energy British Motostar Championship

FREE PRACTICE 1 - SECTOR ANALYSIS

SECTOR 1 = FL to I1, SECTOR 2 = I1 to I2, SECTOR 3 = I2 to FL, DIFF = Difference To Personal Best Lap

P1 67		Andy REID		Honda - RS Racing					
LAP	SECTOR 1		SECTOR 2	SECTOR 3		LAP TIME	MPH	DIFF	TIME OF DAY
1 -	48.781	118.5	48.694	IN PIT		2:13.327 P	76.20	10.730	09:05:48.799
2 -	OUTLAP	119.6	49.044	29.490	97.7	4:33.087	37.20	2:30.490	09:10:21.886
3 -	55.014	117.5	50.521	29.973	93.9	2:15.508	74.97	12.911	09:12:37.394
4 -	48.560	118.1	48.495	28.575	98.1	2:05.630 (3)	80.87	3.033	09:14:43.024
5 -	49.157	118.9	47.948	28.643	98.1	2:05.748	80.79	3.151	09:16:48.772
6 -	47.738	118.1	46.870	27.989	99.3	2:02.597 (1)	82.87		09:18:51.369
7 -	47.094	120.2	47.275	28.764	93.3	2:03.133 (2)	82.51	0.536	09:20:54.502

P2 12		Edward RENDELL		Honda - Banks Racing					
LAP	SECTOR 1		SECTOR 2	SECTOR 3		LAP TIME	MPH	DIFF	TIME OF DAY
1 -	50.216	114.9	50.102	31.212	93.1	2:11.530	77.24	7.976	09:05:13.354
2 -	48.794	114.1	49.026	30.044	94.5	2:07.864	79.46	4.310	09:07:21.218
3 -	47.700	115.1	48.320	29.556	93.3	2:05.576	80.90	2.022	09:09:26.794
4 -	47.910	115.1	48.797	29.267	93.9	2:05.974	80.65	2.420	09:11:32.768
5 -	47.478	114.5	48.069	29.523	94.7	2:05.070	81.23	1.516	09:13:37.838
6 -	47.568	112.2	48.430	28.954	94.3	2:04.952	81.31	1.398	09:15:42.790
7 -	47.553	113.5	48.531	28.678	95.5	2:04.762 (3)	81.43	1.208	09:17:47.552
8 -	47.384	115.5	47.624	28.546	95.7	2:03.554 (1)	82.23		09:19:51.106
9 -	47.124	114.3	48.000	29.320	93.9	2:04.444 (2)	81.64	0.890	09:21:55.550

P3 40 M3		Joe FRANCIS		Honda - Team WD40					
LAP	SECTOR 1		SECTOR 2	SECTOR 3		LAP TIME	MPH	DIFF	TIME OF DAY
1 -	49.121	120.0	49.946	30.446	94.9	2:09.513	78.44	3.506	09:05:48.679
2 -	48.822	119.1	50.000	IN PIT		2:16.965 P	74.18	10.958	09:08:05.644
3 -	OUTLAP	118.1	50.776	29.907	94.9	2:52.893	58.76	46.886	09:10:58.537
4 -	48.452	119.4	49.677	29.829	94.9	2:07.958	79.40	1.951	09:13:06.495
5 -	48.196	120.0	49.068	30.004	94.7	2:07.268	79.83	1.261	09:15:13.763
6 -	47.859	119.6	49.568	29.685	94.7	2:07.112 (3)	79.93	1.105	09:17:20.875
7 -	47.943	119.1	49.364	29.802	94.9	2:07.109 (2)	79.93	1.102	09:19:27.984
8 -	47.942	119.4	48.569	29.496	96.4	2:06.007 (1)	80.63		09:21:33.991

P4 10		Peter SUTHERLAND		Aprilia - Kinpac Racing / Floorcoat UK					
LAP	SECTOR 1		SECTOR 2	SECTOR 3		LAP TIME	MPH	DIFF	TIME OF DAY
1 -	52.307	116.9	52.913	31.867	94.3	2:17.087	74.11	10.885	09:05:08.212
2 -	51.155	116.7	51.715	30.480	94.9	2:13.350	76.19	7.148	09:07:21.562
3 -	49.094	116.5	49.981	29.970	94.1	2:09.045	78.73	2.843	09:09:30.607
4 -	49.194	116.3	49.586	29.738	93.1	2:08.518	79.05	2.316	09:11:39.125
5 -	47.805	117.5	50.159	29.168	95.1	2:07.132	79.91	0.930	09:13:46.257
6 -	48.418	117.1	48.813	29.066	95.5	2:06.297 (2)	80.44	0.095	09:15:52.554
7 -	48.354	116.9	48.931	29.091	91.9	2:06.376 (3)	80.39	0.174	09:17:58.930
8 -	48.295	117.5	48.585	29.322	94.7	2:06.202 (1)	80.50		09:20:05.132

P5 41		Milo WARD		Luyten Honda - FPW Racing					
LAP	SECTOR 1		SECTOR 2	SECTOR 3		LAP TIME	MPH	DIFF	TIME OF DAY
1 -	58.148	95.0	58.388	33.765	88.3	2:30.301	67.59	23.613	09:06:10.342
2 -	52.468	109.8	55.366	32.550	86.9	2:20.384	72.37	13.696	09:08:30.726
3 -	56.006	109.2	53.897	33.746	90.9	2:23.649	70.72	16.961	09:10:54.375
4 -	50.716	111.1	52.061	30.000	93.7	2:12.777	76.52	6.089	09:13:07.152
5 -	49.779	113.1	51.040	30.125	93.5	2:10.944	77.59	4.256	09:15:18.096
6 -	49.583	111.4	50.856	29.594	93.1	2:10.033 (3)	78.13	3.345	09:17:28.129
7 -	48.987	112.2	49.477	29.358	93.3	2:07.822 (2)	79.48	1.134	09:19:35.951
8 -	48.477	113.5	49.109	29.102	94.9	2:06.688 (1)	80.19		09:21:42.639

P6 71 D		Thomas VAN LEEUWEN		Honda - Racing Team Vanleeuwen					
LAP	SECTOR 1		SECTOR 2	SECTOR 3		LAP TIME	MPH	DIFF	TIME OF DAY
1 -	58.494	89.1	59.459	35.209	83.4	2:33.162	66.33	25.959	09:05:13.859
2 -	57.251	95.1	56.931	IN PIT		2:37.695 P	64.42	30.492	09:07:51.554

Weather / Track : Cloudy / Wet

Assen

Circuit Length = 2.8222 miles

Start: 09:00 Flag 09:20 End: 09:22

MCRCB BULLETIN TK002

2013 MCE British Superbike Championship - Round 10

2013 Monster Energy British Motostar Championship

FREE PRACTICE 1 - SECTOR ANALYSIS

SECTOR 1 = FL to I1, SECTOR 2 = I1 to I2, SECTOR 3 = I2 to FL, DIFF = Difference To Personal Best Lap

3 -	OUTLAP	116.1	55.147	32.605	89.2	3:42.406	45.68	1:35.203	09:11:33.960
4 -	51.686	104.8	53.818	31.942	90.7	2:17.446	73.92	10.243	09:13:51.406
5 -	49.841	120.9	50.878	30.495	96.8	2:11.214 (3)	77.43	4.011	09:16:02.620
6 -	49.463	121.1	49.777	29.585	97.9	2:08.825 (2)	78.86	1.622	09:18:11.445
7 -	48.717	121.3	49.242	29.244	98.1	2:07.203 (1)	79.87		09:20:18.648

P7 95 M3 Tarran MACKENZIE KTM - Redline KTM										
LAP	SECTOR 1		SECTOR 2		SECTOR 3		LAP TIME	MPH	DIFF	TIME OF DAY
1 -	56.995	99.2	57.621	34.009	83.2	2:28.625	68.36	21.199	09:05:06.949	
2 -	55.256	101.6	53.628	31.985	89.2	2:20.869	72.12	13.443	09:07:27.818	
3 -	51.442	108.2	52.671	32.584	88.3	2:16.697	74.32	9.271	09:09:44.515	
4 -	52.542	108.2	52.006	31.534	91.3	2:16.082	74.66	8.656	09:12:00.597	
5 -	50.646	115.3	51.597	31.833	93.7	2:14.076	75.77	6.650	09:14:14.673	
6 -	49.944	118.3	50.763	30.197	95.5	2:10.904 (3)	77.61	3.478	09:16:25.577	
7 -	49.502	117.1	49.804	30.571	95.7	2:09.877 (2)	78.22	2.451	09:18:35.454	
8 -	48.596	118.7	49.155	29.675	96.6	2:07.426 (1)	79.73		09:20:42.880	

P8 66 M3 Joe IRVING KTM - RS Racing / The Toad and Tatle Pub										
LAP	SECTOR 1		SECTOR 2		SECTOR 3		LAP TIME	MPH	DIFF	TIME OF DAY
1 -	50.645	120.6	50.787	31.460	96.0	2:12.892	76.45	4.954	09:04:48.097	
2 -	49.046	120.9	51.486	31.148	97.5	2:11.680	77.15	3.742	09:06:59.777	
3 -	48.389	121.7	51.098	30.666	97.3	2:10.153	78.06	2.215	09:09:09.930	
4 -	48.408	118.5	50.378	31.010	96.2	2:09.796 (3)	78.27	1.858	09:11:19.726	
5 -	48.333	121.7	49.855	IN PIT		2:16.073 P	74.66	8.135	09:13:35.799	
6 -	OUTLAP	122.0	50.503	30.654	97.7	3:30.688	48.22	1:22.750	09:17:06.487	
7 -	48.341	121.3	50.466	30.553	97.5	2:09.360 (2)	78.54	1.422	09:19:15.847	
8 -	48.368	121.5	49.552	30.018	98.1	2:07.938 (1)	79.41		09:21:23.785	

P9 21 D Jerry VAN DE BUNT Honda -										
LAP	SECTOR 1		SECTOR 2		SECTOR 3		LAP TIME	MPH	DIFF	TIME OF DAY
1 -						2:15.704	74.87	7.697	09:08:44.483	
2 -						2:13.089	76.34	5.082	09:10:57.572	
3 -						2:11.583	77.21	3.576	09:13:09.155	
4 -						2:10.485 (3)	77.86	2.478	09:15:19.640	
5 -						2:09.570 (2)	78.41	1.563	09:17:29.210	
6 -						2:20.546	72.29	12.539	09:19:49.756	
7 -						2:08.007 (1)	79.37		09:21:57.763	

P10 26 D Jorel BOERBOOM Honda -										
LAP	SECTOR 1		SECTOR 2		SECTOR 3		LAP TIME	MPH	DIFF	TIME OF DAY
1 -	52.009	118.1	53.916	31.963	93.7	2:17.888	73.68	9.279	09:05:08.078	
2 -	51.191	117.1	53.190	30.649	94.5	2:15.030	75.24	6.421	09:07:23.108	
3 -	50.241	119.1	52.780	30.983	93.7	2:14.004	75.81	5.395	09:09:37.112	
4 -	50.542	117.1	51.584	30.737	94.7	2:12.863	76.47	4.254	09:11:49.975	
5 -	49.750	119.1	51.072	30.299	95.3	2:11.121 (3)	77.48	2.512	09:14:01.096	
6 -	49.906	118.7	50.984	29.906	95.3	2:10.796 (2)	77.67	2.187	09:16:11.892	
7 -	49.901	117.5	51.689	30.510	95.7	2:12.100	76.91	3.491	09:18:23.992	
8 -	49.169	119.4	49.757	29.683	95.7	2:08.609 (1)	79.00		09:20:32.601	

P11 36 Jayson URIBE Honda - Rock and Sons Racing										
LAP	SECTOR 1		SECTOR 2		SECTOR 3		LAP TIME	MPH	DIFF	TIME OF DAY
1 -	56.950	110.9	55.081	34.278	88.9	2:26.309	69.44	17.536	09:05:14.441	
2 -	53.360	110.7	52.431	32.570	90.7	2:18.361	73.43	9.588	09:07:32.802	
3 -	54.033	108.9	53.518	31.809	90.5	2:19.360	72.90	10.587	09:09:52.162	
4 -	50.563	111.6	51.433	31.029	89.2	2:13.025	76.37	4.252	09:12:05.187	
5 -	51.366	112.0	51.399	30.332	91.3	2:13.097	76.33	4.324	09:14:18.284	
6 -	50.016	114.1	51.499	30.242	90.9	2:11.757 (3)	77.11	2.984	09:16:30.041	
7 -	49.086	110.5	50.061	30.332	90.5	2:09.479 (2)	78.46	0.706	09:18:39.520	
8 -	49.736	112.2	49.371	29.666	92.3	2:08.773 (1)	78.89		09:20:48.293	

Weather / Track : Cloudy / Wet

Assen

Circuit Length = 2.8222 miles

Start: 09:00 Flag 09:20 End: 09:22

MCRCB BULLETIN TK002

2013 MCE British Superbike Championship - Round 10

2013 Monster Energy British Motostar Championship

FREE PRACTICE 1 - SECTOR ANALYSIS

SECTOR 1 = FL to I1, SECTOR 2 = I1 to I2, SECTOR 3 = I2 to FL, DIFF = Difference To Personal Best Lap

P12		3		Taz TAYLOR		Luyten Honda - FPW Racing				
LAP	SECTOR 1		SECTOR 2		SECTOR 3		LAP TIME	MPH	DIFF	TIME OF DAY
1 -	1:01.624	90.3	1:01.028		36.822	83.1	2:39.474	63.71	30.330	09:05:31.287
2 -	53.067	116.7	53.934		34.386	93.9	2:21.387	71.86	12.243	09:07:52.674
3 -	50.404	118.3	51.429		30.822	95.5	2:12.655	76.59	3.511	09:10:05.329
4 -	48.800	118.7	50.655		30.882	96.0	2:10.337	77.95	1.193	09:12:15.666
5 -	48.519	118.5	50.489		30.684	96.0	2:09.692 (3)	78.34	0.548	09:14:25.358
6 -	48.089	118.7	50.354		31.102	97.9	2:09.545 (2)	78.42	0.401	09:16:34.903
7 -	50.135	85.2	51.823		30.799	94.1	2:12.757	76.53	3.613	09:18:47.660
8 -	48.099	117.5	50.885		30.160	96.8	2:09.144 (1)	78.67		09:20:56.804

P13		74 M3		Alex PERSSON		Honda - Nordgren Racing				
LAP	SECTOR 1		SECTOR 2		SECTOR 3		LAP TIME	MPH	DIFF	TIME OF DAY
1 -	54.534	108.4				92.7	2:25.139	70.00	15.785	09:05:10.602
2 -	53.802	106.3				94.1	2:21.377	71.86	12.023	09:07:31.979
3 -	51.994	115.5				93.5	2:16.732	74.30	7.378	09:09:48.711
4 -	51.017	116.3				93.3	2:15.084	75.21	5.730	09:12:03.795
5 -	50.649	115.1				93.5	2:13.276	76.23	3.922	09:14:17.071
6 -	50.511	115.9				94.1	2:10.739 (3)	77.71	1.385	09:16:27.810
7 -	48.894	116.1				93.9	2:09.628 (2)	78.37	0.274	09:18:37.438
8 -	49.356	116.1				94.5	2:09.354 (1)	78.54		09:20:46.792

P14		99 D		Miguel LOURENCO		Honda - Laomn / RTNN				
LAP	SECTOR 1		SECTOR 2		SECTOR 3		LAP TIME	MPH	DIFF	TIME OF DAY
1 -	53.799	109.8	54.747		34.086	90.5	2:22.632	71.23	13.088	09:04:59.202
2 -	52.270	109.1	53.195		32.167	91.5	2:17.632	73.82	8.088	09:07:16.834
3 -	51.482	110.1	51.773		31.203	90.9	2:14.458	75.56	4.914	09:09:31.292
4 -	50.727	110.1	52.065		32.725	91.1	2:15.517	74.97	5.973	09:11:46.809
5 -	51.122	109.8	51.349		31.345	91.3	2:13.816	75.92	4.272	09:14:00.625
6 -	51.414	110.7	50.439		29.911	92.1	2:11.764 (3)	77.10	2.220	09:16:12.389
7 -	50.290	110.1	50.625		30.160	90.7	2:11.075 (2)	77.51	1.531	09:18:23.464
8 -	49.862	110.3	49.732		29.950	92.3	2:09.544 (1)	78.43		09:20:33.008

P15		42 M3		James HOBSON		Honda - Two 4 Motorsport				
LAP	SECTOR 1		SECTOR 2		SECTOR 3		LAP TIME	MPH	DIFF	TIME OF DAY
1 -	52.454	115.7	53.765		32.801	93.5	2:19.020	73.08	8.908	09:05:39.211
2 -	51.303	116.7	52.448		32.465	94.1	2:16.216	74.58	6.104	09:07:55.427
3 -	50.251	116.5	51.335		30.612	95.1	2:12.198	76.85	2.086	09:10:07.625
4 -	49.582	118.5	51.821		30.670	94.7	2:12.073	76.92	1.961	09:12:19.698
5 -	49.350	117.5	51.139		30.078	95.3	2:10.567	77.81	0.455	09:14:30.265
6 -	48.878	117.3	50.449		30.785	95.5	2:10.112 (1)	78.08		09:16:40.377
7 -	49.150	118.3	51.223		30.132	95.1	2:10.505 (3)	77.85	0.393	09:18:50.882
8 -	49.134	118.1	50.639		30.497	94.9	2:10.270 (2)	77.99	0.158	09:21:01.152

P16		65		Josh OWENS		Honda - JPL / George Roberts				
LAP	SECTOR 1		SECTOR 2		SECTOR 3		LAP TIME	MPH	DIFF	TIME OF DAY
1 -	57.191	93.4	58.604		34.854	85.2	2:30.649	67.44	20.242	09:07:18.842
2 -	54.056	106.1	57.340		33.634	86.4	2:25.030	70.05	14.623	09:09:43.872
3 -	53.328	104.8	54.896		32.343	88.9	2:20.567	72.27	10.160	09:12:04.439
4 -	52.377	111.6	52.299		31.087	91.9	2:15.763	74.83	5.356	09:14:20.202
5 -	51.036	112.2	52.210		31.344	93.3	2:14.590 (3)	75.48	4.183	09:16:34.792
6 -	50.183	111.8	50.542		30.680	92.5	2:11.405 (2)	77.31	0.998	09:18:46.197
7 -	49.509	111.8	50.135		30.763	92.5	2:10.407 (1)	77.91		09:20:56.604

P17		88		Lewis ROLLO		Honda - RCD Motorsport				
LAP	SECTOR 1		SECTOR 2		SECTOR 3		LAP TIME	MPH	DIFF	TIME OF DAY
1 -	OUTLAP	114.9	52.280		32.828	93.3	3:46.995	44.75	1:36.515	09:07:14.806
2 -		51.296	52.068		IN PIT		2:23.527 P	70.78	13.047	09:09:38.333
3 -	OUTLAP	116.7	51.833		31.454	93.1	3:04.164	55.16	53.684	09:12:42.497

Weather / Track : Cloudy / Wet

Assen

Circuit Length = 2.8222 miles

Start: 09:00 Flag 09:20 End: 09:22

MCRCB BULLETIN TK002

2013 MCE British Superbike Championship - Round 10

2013 Monster Energy British Motostar Championship

FREE PRACTICE 1 - SECTOR ANALYSIS

SECTOR 1 = FL to I1, SECTOR 2 = I1 to I2, SECTOR 3 = I2 to FL, DIFF = Difference To Personal Best Lap

4 - 49.673 114.9 **50.205** **30.602** **93.9** **2:10.480 (1)** **77.86** **09:14:52.977**

P18 43		Arnie SHELTON		Honda - e3 motorsport						
LAP	SECTOR 1		SECTOR 2	SECTOR 3		LAP TIME	MPH	DIFF	TIME OF DAY	
1 -	56.155	96.9	55.831	35.649	80.5	2:27.635	68.81	16.828	09:05:46.307	
2 -	54.531	102.6	54.432	32.924	85.5	2:21.887	71.60	11.080	09:08:08.194	
3 -	53.186	102.9	53.470	32.095	88.0	2:18.751	73.22	7.944	09:10:26.945	
4 -	51.886	113.3	51.954	31.560	90.4	2:15.400	75.03	4.593	09:12:42.345	
5 -	51.340	112.4	50.920	30.494	92.1	2:12.754 (3)	76.53	1.947	09:14:55.099	
6 -	50.535	113.5	52.762	30.800	92.7	2:14.097	75.76	3.290	09:17:09.196	
7 -	50.823	112.4	50.238	30.422	92.9	2:11.483 (2)	77.27	0.676	09:19:20.679	
8 -	50.126	115.7	50.756	29.925	93.5	2:10.807 (1)	77.67		09:21:31.486	

P19 44		Jake BAYFORD		Honda - j4ke.com						
LAP	SECTOR 1		SECTOR 2	SECTOR 3		LAP TIME	MPH	DIFF	TIME OF DAY	
1 -						2:18.530	73.34	7.420	09:09:20.954	
2 -	OUTLAP	113.7	52.350	30.747	93.7	5:21.177	31.63	3:10.067	09:14:42.131	
3 -	50.668	116.3	50.951	30.393	94.9	2:12.012 (2)	76.96	0.902	09:16:54.143	
4 -	50.675	115.3	51.100	31.732	95.1	2:13.507 (3)	76.10	2.397	09:19:07.650	
5 -	50.378	115.3	50.552	30.180	94.9	2:11.110 (1)	77.49		09:21:18.760	

P20 124 D		Tasia RODINK		Honda -						
LAP	SECTOR 1		SECTOR 2	SECTOR 3		LAP TIME	MPH	DIFF	TIME OF DAY	
1 -	53.554	114.7	54.285	IN PIT		2:30.264 P	67.61	18.068	09:05:21.795	
2 -	OUTLAP	113.5	53.594	31.956	92.9	3:50.350	44.10	1:38.154	09:09:12.145	
3 -	50.496	114.7	51.501	31.365	93.5	2:13.362 (2)	76.18	1.166	09:11:25.507	
4 -	51.134	114.5	51.592	30.891	93.1	2:13.617 (3)	76.03	1.421	09:13:39.124	
5 -	53.694	110.0	51.553	31.385	93.1	2:16.632	74.36	4.436	09:15:55.756	
6 -	50.246	113.7	51.131	30.819	93.3	2:12.196 (1)	76.85		09:18:07.952	

P21 11		Joseph THOMAS		Honda - Moto UK Racing						
LAP	SECTOR 1		SECTOR 2	SECTOR 3		LAP TIME	MPH	DIFF	TIME OF DAY	
1 -	56.025	98.6	58.804	35.463	92.1	2:30.292	67.60	17.657	09:05:09.305	
2 -	53.690	94.3	55.090	33.417	91.7	2:22.197	71.45	9.562	09:07:31.502	
3 -	51.618	111.4	53.639	32.563	92.5	2:17.820	73.72	5.185	09:09:49.322	
4 -	51.082	108.0	52.169	32.210	92.3	2:15.461	75.00	2.826	09:12:04.783	
5 -	51.324	105.1	52.260	31.440	92.3	2:15.024	75.24	2.389	09:14:19.807	
6 -	49.380	113.9	53.521	31.472	93.3	2:14.373 (3)	75.61	1.738	09:16:34.180	
7 -	49.715	112.9	51.469	32.024	91.5	2:13.208 (2)	76.27	0.573	09:18:47.388	
8 -	49.989	113.3	51.490	31.156	92.7	2:12.635 (1)	76.60		09:21:00.023	

P22 34 M3		Jordan WEAVING		KTM - Jordan Racing / Burkert						
LAP	SECTOR 1		SECTOR 2	SECTOR 3		LAP TIME	MPH	DIFF	TIME OF DAY	
1 -	OUTLAP	96.8	55.333	33.697	90.5	3:27.581	48.94	1:13.989	09:07:07.635	
2 -	53.508	116.9	52.975	32.711	90.4	2:19.194	72.99	5.602	09:09:26.829	
3 -	53.235	108.9	53.839	32.726	91.3	2:19.800	72.67	6.208	09:11:46.629	
4 -	51.411	116.3	52.946	33.009	87.8	2:17.366 (3)	73.96	3.774	09:14:03.995	
5 -	50.608	111.4	51.475	31.509	93.1	2:13.592 (1)	76.05		09:16:17.587	
6 -	52.795	109.2	54.238	32.728	92.3	2:19.761	72.69	6.169	09:18:37.348	
7 -	52.045	112.0	53.207	31.941	90.9	2:17.193 (2)	74.05	3.601	09:20:54.541	

P23 122 D		Ricardo BRINK		Honda - Autolakservice Remar Ljss						
LAP	SECTOR 1		SECTOR 2	SECTOR 3		LAP TIME	MPH	DIFF	TIME OF DAY	
1 -	56.641	116.9	56.887	33.242	93.7	2:26.770	69.22	12.140	09:05:22.046	
2 -	53.731	113.9	56.351	32.671	93.9	2:22.753	71.17	8.123	09:07:44.799	
3 -	52.984	115.9	54.386	32.214	92.3	2:19.584	72.78	4.954	09:10:04.383	
4 -	51.767	116.5	54.080	31.732	92.9	2:17.579	73.84	2.949	09:12:21.962	
5 -	51.632	116.7	53.148	31.412	93.7	2:16.192	74.60	1.562	09:14:38.154	
6 -	51.329	116.1	52.483	31.278	94.3	2:15.090 (2)	75.21	0.460	09:16:53.244	

Weather / Track : Cloudy / Wet

Assen

Circuit Length = 2.8222 miles

Start: 09:00 Flag 09:20 End: 09:22

MCRCB BULLETIN TK002

2013 MCE British Superbike Championship - Round 10

2013 Monster Energy British Motostar Championship

FREE PRACTICE 1 - SECTOR ANALYSIS

SECTOR 1 = FL to I1, SECTOR 2 = I1 to I2, SECTOR 3 = I2 to FL, DIFF = Difference To Personal Best Lap

7 -	51.180	116.7	53.761	30.977	94.5	2:15.918 (3)	74.75	1.288	09:19:09.162
8 -	51.248	117.7	52.302	31.080	93.3	2:14.630 (1)	75.46		09:21:23.792

P24 258 D Matthijs VAN DE WALL Honda -										
LAP	SECTOR 1		SECTOR 2		SECTOR 3		LAP TIME	MPH	DIFF	TIME OF DAY
1 -	57.488	101.2	58.799	34.332	86.4	2:30.619	67.45	15.888	09:05:17.110	
2 -	55.997	105.0	56.397	32.807	89.4	2:25.201	69.97	10.470	09:07:42.311	
3 -	53.623	108.7	54.625	32.626	90.0	2:20.874	72.12	6.143	09:10:03.185	
4 -	52.748	109.2	54.646	31.985	89.4	2:19.379	72.89	4.648	09:12:22.564	
5 -	52.918	109.8	53.677	31.513	90.0	2:18.108 (3)	73.56	3.377	09:14:40.672	
6 -	52.408	93.9	56.657	32.166	89.4	2:21.231	71.94	6.500	09:17:01.903	
7 -	51.945	107.8	52.951	32.202	90.4	2:17.098 (2)	74.10	2.367	09:19:19.001	
8 -	51.229	109.6	52.364	31.138	90.4	2:14.731 (1)	75.41		09:21:33.732	

P25 142 D Brian SLOOTEN Bakker -										
LAP	SECTOR 1		SECTOR 2		SECTOR 3		LAP TIME	MPH	DIFF	TIME OF DAY
1 -	55.465	112.7	55.386	IN PIT		2:30.456 P	67.52	14.478	09:05:33.597	
2 -	OUTLAP	116.1	53.174	31.631	93.3	4:21.300	38.88	2:05.322	09:09:54.897	
3 -	52.047	117.7	52.907	31.024	93.9	2:15.978 (1)	74.71		09:12:10.875	
4 -	51.688	116.7	51.765	IN PIT		2:23.318 P	70.89	7.340	09:14:34.193	
5 -	OUTLAP	114.7	51.384	30.618	92.3	5:29.987	30.78	3:14.009	09:20:04.180	

P26 13 M3 Sam BURMAN Honda - WNT / Burman Racing										
LAP	SECTOR 1		SECTOR 2		SECTOR 3		LAP TIME	MPH	DIFF	TIME OF DAY
1 -	56.596	102.6	58.558	35.368	93.1	2:30.522	67.49	13.797	09:05:08.941	
2 -	54.741	103.0	55.499	33.915	94.3	2:24.155	70.48	7.430	09:07:33.096	
3 -	53.518	111.1	54.706	32.555	96.2	2:20.779	72.17	4.054	09:09:53.875	
4 -	53.360	110.7	55.473	32.696	94.5	2:21.529	71.78	4.804	09:12:15.404	
5 -	52.676	116.9	53.398	31.915	94.7	2:17.989	73.63	1.264	09:14:33.393	
6 -	51.883	114.7	53.372	31.470	96.0	2:16.725 (1)	74.31		09:16:50.118	
7 -	51.625	115.3	53.354	32.111	94.7	2:17.090 (2)	74.11	0.365	09:19:07.208	
8 -	52.336	115.3	53.471	31.919	96.0	2:17.726 (3)	73.77	1.001	09:21:24.934	

P27 46 Daniel HERMANSSON Honda -										
LAP	SECTOR 1		SECTOR 2		SECTOR 3		LAP TIME	MPH	DIFF	TIME OF DAY
1 -	57.332	110.1	58.463	35.755	89.6	2:31.550	67.04	14.569	09:05:29.233	
2 -	55.610	111.1	57.321	35.082	90.5	2:28.013	68.64	11.032	09:07:57.246	
3 -	54.441	109.2	56.098	34.439	90.7	2:24.978	70.08	7.997	09:10:22.224	
4 -	52.918	110.0	55.452	33.710	90.0	2:22.080	71.51	5.099	09:12:44.304	
5 -	52.847	111.4	54.567	33.410	91.1	2:20.824 (3)	72.14	3.843	09:15:05.128	
6 -	52.137	112.0	55.807	33.111	90.4	2:21.055	72.02	4.074	09:17:26.183	
7 -	52.092	112.2	52.769	32.413	90.7	2:17.274 (2)	74.01	0.293	09:19:43.457	
8 -	51.285	112.9	53.521	32.175	91.1	2:16.981 (1)	74.17		09:22:00.438	

P28 22 Stephanie WADDELOW Honda - SP125 / Flossy Racing										
LAP	SECTOR 1		SECTOR 2		SECTOR 3		LAP TIME	MPH	DIFF	TIME OF DAY
1 -	57.303	100.4	57.979	35.441	87.8	2:30.723	67.40	13.420	09:05:54.006	
2 -	56.362	100.6	58.794	35.162	89.6	2:30.318	67.59	13.015	09:08:24.324	
3 -	55.597	103.2	58.363	IN PIT		2:38.412 P	64.13	21.109	09:11:02.736	
4 -	OUTLAP	106.8	56.996	34.621	90.7	3:11.650	53.01	54.347	09:14:14.386	
5 -	53.378	109.1	55.453	33.310	91.9	2:22.141 (3)	71.47	4.838	09:16:36.527	
6 -	52.356	105.1	54.869	32.452	90.7	2:19.677 (2)	72.74	2.374	09:18:56.204	
7 -	51.133	106.8	52.869	33.301	91.1	2:17.303 (1)	73.99		09:21:13.507	

P29 28 D Dennis KOOPMAN Honda -										
LAP	SECTOR 1		SECTOR 2		SECTOR 3		LAP TIME	MPH	DIFF	TIME OF DAY
1 -						2:36.565	64.89	17.755	09:05:35.401	
2 -						2:31.466	67.07	12.656	09:08:06.867	
3 -						2:28.101	68.60	9.291	09:10:34.968	

Weather / Track : Cloudy / Wet

Assen

Circuit Length = 2.8222 miles

Start: 09:00 Flag 09:20 End: 09:22

MCRCB BULLETIN TK002

2013 MCE British Superbike Championship - Round 10

2013 Monster Energy British Motostar Championship

FREE PRACTICE 1 - SECTOR ANALYSIS

SECTOR 1 = FL to I1, SECTOR 2 = I1 to I2, SECTOR 3 = I2 to FL, DIFF = Difference To Personal Best Lap

4 -						2:25.473	69.84	6.663	09:13:00.441
5 -						2:22.652 (3)	71.22	3.842	09:15:23.093
6 -						2:20.786 (2)	72.16	1.976	09:17:43.879
7 -						2:18.810 (1)	73.19		09:20:02.689

P30 81		Hans PEDERSEN		Honda - Nordgren Racing						
LAP	SECTOR 1		SECTOR 2	SECTOR 3		LAP TIME	MPH	DIFF	TIME OF DAY	
1 -	58.826	88.5	1:00.320	34.705	92.7	2:33.851	66.03	11.886	09:05:33.313	
2 -	54.578	113.3	56.817	34.777	93.9	2:26.172	69.50	4.207	09:07:59.485	
3 -	54.394	106.3	57.178	33.509	94.5	2:25.081	70.03	3.116	09:10:24.566	
4 -	53.281	114.5	57.726	32.402	94.7	2:23.409 (3)	70.84	1.444	09:12:47.975	
5 -	57.252	76.2	58.741	32.358	94.3	2:28.351	68.48	6.386	09:15:16.326	
6 -	53.234	115.5	56.916	32.785	94.1	2:22.935 (2)	71.08	0.970	09:17:39.261	
7 -	53.157	113.5	55.846	32.962	93.7	2:21.965 (1)	71.56		09:20:01.226	

P31 32		Martin SVENSSON		Honda -						
LAP	SECTOR 1		SECTOR 2	SECTOR 3		LAP TIME	MPH	DIFF	TIME OF DAY	
1 -	1:01.239	101.2	1:04.186	IN PIT		2:59.090 P	56.73	34.902	09:06:00.107	
2 -	OUTLAP	96.5	1:01.014	36.638	81.1	3:47.491	44.66	1:23.303	09:09:47.598	
3 -	58.436	101.9	58.923	34.881	86.1	2:32.240	66.73	8.052	09:12:19.838	
4 -	56.419	107.8	57.534	33.654	87.1	2:27.607	68.83	3.419	09:14:47.445	
5 -	54.706	106.3	56.465	33.516	87.1	2:24.687 (2)	70.22	0.499	09:17:12.132	
6 -	55.099	105.8	57.127	33.085	87.6	2:25.311 (3)	69.92	1.123	09:19:37.443	
7 -	54.565	106.3	55.557	34.066	78.0	2:24.188 (1)	70.46		09:22:01.631	

P32 77		Jason VERNON		Honda - SGR Racing						
LAP	SECTOR 1		SECTOR 2	SECTOR 3		LAP TIME	MPH	DIFF	TIME OF DAY	
1 -	57.293	108.5	56.262	33.633	87.8	2:27.188 (1)	69.02		09:05:20.524	
2 -	53.793	109.8	59.092	IN PIT		3:05.402 P	54.80	38.214	09:08:25.926	

P33 24		Daniel COSTILLA		Honda - Repli-Cast UK						
LAP	SECTOR 1		SECTOR 2	SECTOR 3		LAP TIME	MPH	DIFF	TIME OF DAY	
1 -	56.764	107.2	58.770	36.190	80.2	2:31.724 (1)	66.96		09:05:11.622	
2 -	57.114	102.7	56.086	IN PIT		2:46.064 P	61.18	14.340	09:07:57.686	

P34 17		Tom CARNE		Honda - TC Racing / SP125 racing						
LAP	SECTOR 1		SECTOR 2	SECTOR 3		LAP TIME	MPH	DIFF	TIME OF DAY	
1 -	1:04.342	90.9	1:05.200	38.710	79.6	2:48.252	60.38	13.527	09:07:55.928	
2 -	1:01.370	84.0	59.774	36.135	76.8	2:37.279 (2)	64.59	2.554	09:10:33.207	
3 -	1:02.794	76.0	1:03.445	38.417	75.6	2:44.656	61.70	9.931	09:13:17.863	
4 -	1:00.279	76.0	1:03.035	37.715	69.8	2:41.029 (3)	63.09	6.304	09:15:58.892	
5 -	57.803	101.0	59.623	37.299	64.2	2:34.725 (1)	65.66		09:18:33.617	

P35 164		Dylan BARNARD		Honda - Cresswell Racing						
LAP	SECTOR 1		SECTOR 2	SECTOR 3		LAP TIME	MPH	DIFF	TIME OF DAY	
1 -	1:03.667	83.2	1:05.218	40.156	85.7	2:49.041	60.10	13.255	09:05:46.294	
2 -	1:00.402	100.7	1:03.750	42.699	86.1	2:46.851	60.89	11.065	09:08:33.145	
3 -	1:01.710	89.0	1:04.778	41.065	83.4	2:47.553	60.63	11.767	09:11:20.698	
4 -	1:00.623	97.1	1:03.131	39.596	85.0	2:43.350	62.19	7.564	09:14:04.048	
5 -	59.066	95.4	1:02.268	39.109	86.2	2:40.443 (3)	63.32	4.657	09:16:44.491	
6 -	58.804	96.8	1:02.671	37.662	87.3	2:39.137 (2)	63.84	3.351	09:19:23.628	
7 -	58.367	93.7	1:00.773	36.646	88.7	2:35.786 (1)	65.21		09:21:59.414	

Weather / Track : Cloudy / Wet

Results can be found at www.tsl-timing.com

Page 6 of 6

Assen

Circuit Length = 2.8222 miles

Start: 09:00 Flag 09:20 End: 09:22

Printed - 09:24 Friday, 20 September 2013

MCRCB BULLETIN TK003**2013 MCE British Superbike Championship - Round 10****2013 Monster Energy British Motostar Championship****FREE PRACTICE 1 - BEST SPEEDS**

POS	SECTOR 1			SECTOR 2			FINISH LINE		
	NO	NAME	MPH	NO	NAME	MPH	NO	NAME	MPH
1	66	Joe IRVING	122.0				67	Andy REID	99.3
2	71	Thomas VAN LEEUWEN	121.3				66	Joe IRVING	98.1
3	67	Andy REID	120.2				71	Thomas VAN LEEUWEN	98.1
4	40	Joe FRANCIS	120.0				3	Taz TAYLOR	97.9
5	26	Jorel BOERBOOM	119.4				95	Tarran MACKENZIE	96.6
6	3	Taz TAYLOR	118.7				40	Joe FRANCIS	96.4
7	95	Tarran MACKENZIE	118.7				13	Sam BURMAN	96.2
8	42	James HOBSON	118.5				12	Edward RENDELL	95.7
9	122	Ricardo BRINK	117.7				26	Jorel BOERBOOM	95.7
10	142	Brian SLOOTEN	117.7				10	Peter SUTHERLAND	95.5
11	10	Peter SUTHERLAND	117.5				42	James HOBSON	95.5
12	13	Sam BURMAN	116.9				44	Jake BAYFORD	95.1
13	34	Jordan WEAVING	116.9				41	Milo WARD	94.9
14	88	Lewis ROLLO	116.7				81	Hans PEDERSEN	94.7
15	44	Jake BAYFORD	116.3				74	Alex PERSSON	94.5
16	74	Alex PERSSON	116.3				122	Ricardo BRINK	94.5
17	43	Arnie SHELTON	115.7				88	Lewis ROLLO	93.9
18	12	Edward RENDELL	115.5				142	Brian SLOOTEN	93.9
19	81	Hans PEDERSEN	115.5				43	Arnie SHELTON	93.5
20	124	Tasia RODINK	114.7				124	Tasia RODINK	93.5
21	36	Jayson URIBE	114.1				11	Joseph THOMAS	93.3
22	11	Joseph THOMAS	113.9				65	Josh OWENS	93.3
23	41	Milo WARD	113.5				34	Jordan WEAVING	93.1
24	46	Daniel HERMANSSON	112.9				24	Daniel COSTILLA	92.3
25	65	Josh OWENS	112.2				36	Jayson URIBE	92.3
26	99	Miguel LOURENCO	110.7				99	Miguel LOURENCO	92.3
27	77	Jason VERNON	109.8				22	Stephanie WADDELOW	91.9
28	258	Matthijs VAN DE WALL	109.8				46	Daniel HERMANSSON	91.1
29	22	Stephanie WADDELOW	109.1				258	Matthijs VAN DE WALL	90.4
30	32	Martin SVENSSON	107.8				164	Dylan BARNARD	88.7
31	24	Daniel COSTILLA	107.2				77	Jason VERNON	88.3
32	17	Tom CARNE	101.0				32	Martin SVENSSON	87.6
33	164	Dylan BARNARD	100.7				17	Tom CARNE	79.6
34									
35									
36									

Weather / Track : Cloudy / Wet

Results can be found at www.tsl-timing.com

Assen

Circuit Length = 2.8222 miles

Start: 09:00 Flag 09:20 End: 09:22

Printed - 09:26 Friday, 20 September 2013

MCRCB BULLETIN TK004

2013 MCE British Superbike Championship - Round 10

2013 Monster Energy British Motostar Championship

FREE PRACTICE 1 - BEST SECTORS

SECTOR 1			SECTOR 2			SECTOR 3			IDEAL / BEST COMPARISON						
POS	NO	NAME	TIME	NO	NAME	TIME	NO	NAME	TIME	POS	NO	NAME	IDEAL	BEST	DIFF
1	67	REID	47.094	67	REID	46.870	67	REID	27.989						
2	12	RENDELL	47.124	12	RENDELL	47.624	12	RENDELL	28.546	1	67	REID	2:01.953	2:02.597	0.644
3	10	SUTHERLAND	47.805	40	FRANCIS	48.569	10	SUTHERLAND	29.066	2	12	RENDELL	2:03.294	2:03.554	0.260
4	40	FRANCIS	47.859	10	SUTHERLAND	48.585	41	WARD	29.102	3	10	SUTHERLAND	2:05.456	2:06.202	0.746
5	3	TAYLOR	48.089	41	WARD	49.109	71	VAN LEEUWEN	29.244	4	40	FRANCIS	2:05.924	2:06.007	0.083
6	66	IRVING	48.333	95	MACKENZIE	49.155	40	FRANCIS	29.496	5	41	WARD	2:06.688	2:06.688	0.000
7	41	WARD	48.477	71	VAN LEEUWEN	49.242	36	URIBE	29.666	6	71	VAN LEEUWEN	2:07.203	2:07.203	0.000
8	95	MACKENZIE	48.596	36	URIBE	49.371	95	MACKENZIE	29.675	7	95	MACKENZIE	2:07.426	2:07.426	0.000
9	71	VAN LEEUWEN	48.717	66	IRVING	49.552	26	BOERBOOM	29.683	8	66	IRVING	2:07.903	2:07.938	0.035
10	42	HOBSON	48.878	99	LOURENCO	49.732	99	LOURENCO	29.911	9	36	URIBE	2:08.123	2:08.773	0.650
11	74	PERSSON	48.894	26	BOERBOOM	49.757	43	SHELTON	29.925	10	3	TAYLOR	2:08.603	2:09.144	0.541
12	88	ROLLO	48.947	65	OWENS	50.135	66	IRVING	30.018	11	26	BOERBOOM	2:08.609	2:08.609	0.000
13	36	URIBE	49.086	88	ROLLO	50.205	42	HOBSON	30.078	12	42	HOBSON	2:09.405	2:10.112	0.707
14	26	BOERBOOM	49.169	43	SHELTON	50.238	3	TAYLOR	30.160	13	99	LOURENCO	2:09.505	2:09.544	0.039
15	11	THOMAS	49.380	3	TAYLOR	50.354	44	BAYFORD	30.180	14	88	ROLLO	2:09.754	2:10.480	0.726
16	65	OWENS	49.509	42	HOBSON	50.449	88	ROLLO	30.602	15	43	SHELTON	2:10.289	2:10.807	0.518
17	99	LOURENCO	49.862	44	BAYFORD	50.552	142	SLOOTEN	30.618	16	65	OWENS	2:10.324	2:10.407	0.083
18	43	SHELTON	50.126	124	RODINK	51.131	65	OWENS	30.680	17	44	BAYFORD	2:11.110	2:11.110	0.000
19	124	RODINK	50.246	142	SLOOTEN	51.384	124	RODINK	30.819	18	11	THOMAS	2:12.005	2:12.635	0.630
20	44	BAYFORD	50.378	11	THOMAS	51.469	122	BRINK	30.977	19	124	RODINK	2:12.196	2:12.196	0.000
21	34	WEAVING	50.608	34	WEAVING	51.475	258	VAN DE WALL	31.138	20	34	WEAVING	2:13.592	2:13.592	0.000
22	22	WADDELOW	51.133	122	BRINK	52.302	11	THOMAS	31.156	21	142	SLOOTEN	2:13.690	2:15.978	2.288
23	122	BRINK	51.180	258	VAN DE WALL	52.364	13	BURMAN	31.470	22	122	BRINK	2:14.459	2:14.630	0.171
24	258	VAN DE WALL	51.229	46	HERMANSSON	52.769	34	WEAVING	31.509	23	258	VAN DE WALL	2:14.731	2:14.731	0.000
25	46	HERMANSSON	51.285	22	WADDELOW	52.869	46	HERMANSSON	32.175	24	46	HERMANSSON	2:16.229	2:16.981	0.752
26	13	BURMAN	51.625	13	BURMAN	53.354	81	PEDERSEN	32.358	25	13	BURMAN	2:16.449	2:16.725	0.276
27	142	SLOOTEN	51.688	32	SVENSSON	55.557	22	WADDELOW	32.452	26	22	WADDELOW	2:16.454	2:17.303	0.849
28	81	PEDERSEN	53.121	81	PEDERSEN	55.846	32	SVENSSON	33.085	27	81	PEDERSEN	2:21.325	2:21.965	0.640
29	77	VERNON	53.793	24	COSTILLA	56.086	77	VERNON	33.633	28	32	SVENSSON	2:23.207	2:24.188	0.981
30	32	SVENSSON	54.565	77	VERNON	56.262	24	COSTILLA	35.360	29	77	VERNON	2:23.688	2:27.188	3.500
31	24	COSTILLA	56.764	17	CARNE	59.623	17	CARNE	36.135	30	24	COSTILLA	2:28.210	2:31.724	3.514
32	17	CARNE	57.803	164	BARNARD	1:00.773	164	BARNARD	36.646	31	17	CARNE	2:33.561	2:34.725	1.164
33	164	BARNARD	58.367							32	164	BARNARD	2:35.786	2:35.786	0.000
34										33	74	PERSSON		2:09.354	
35										34	21	VAN DE BUNT		2:08.007	
36										35	28	KOOPMAN		2:18.810	

Weather / Track : Cloudy / Wet

Results can be found at www.tsl-timing.com

Assen

Circuit Length = 2.8222 miles

Start: 09:00 Flag 09:20 End: 09:22

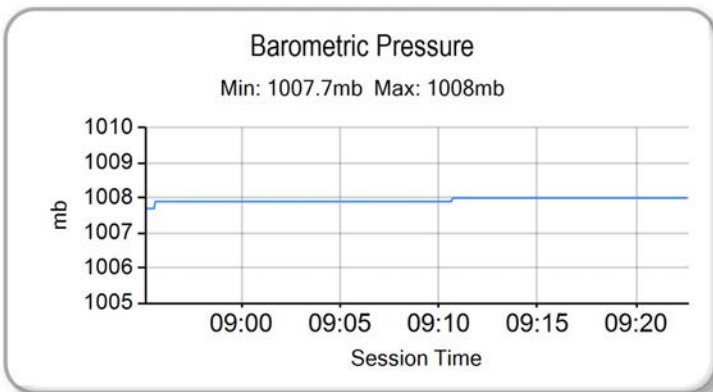
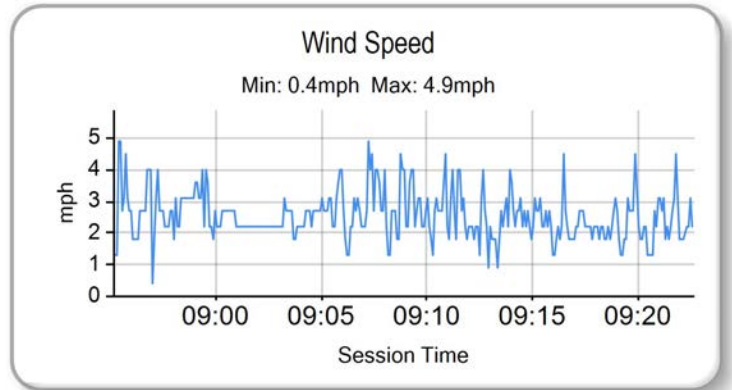
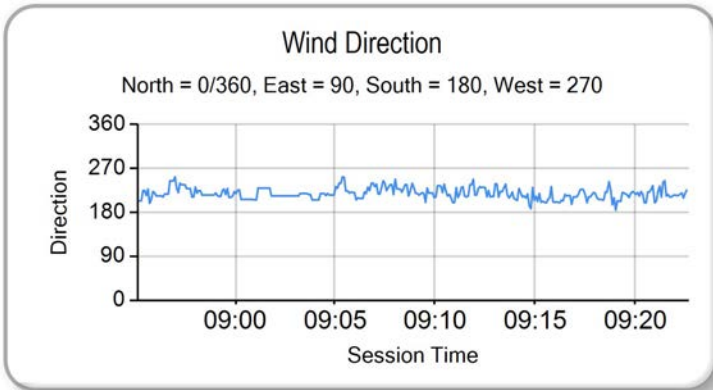
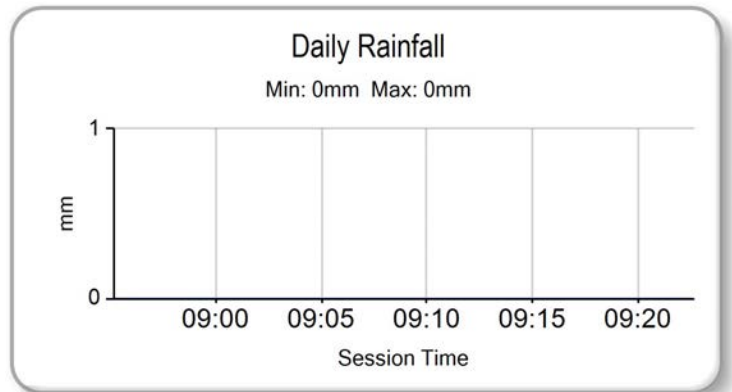
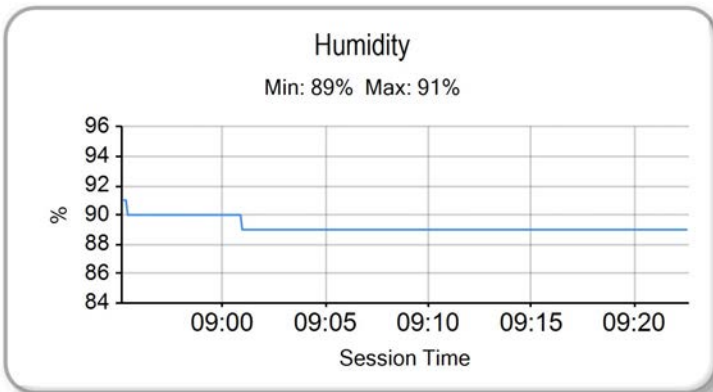
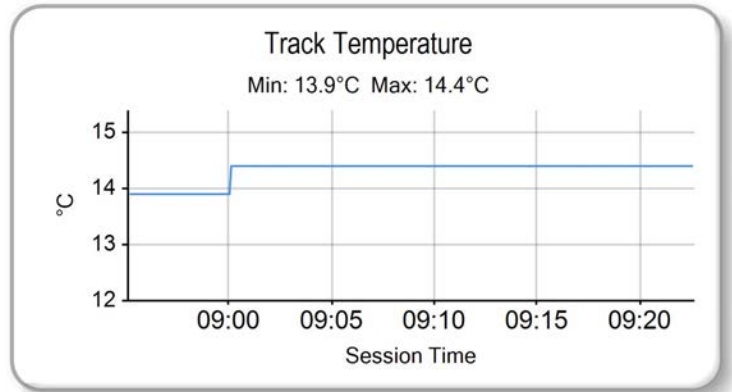
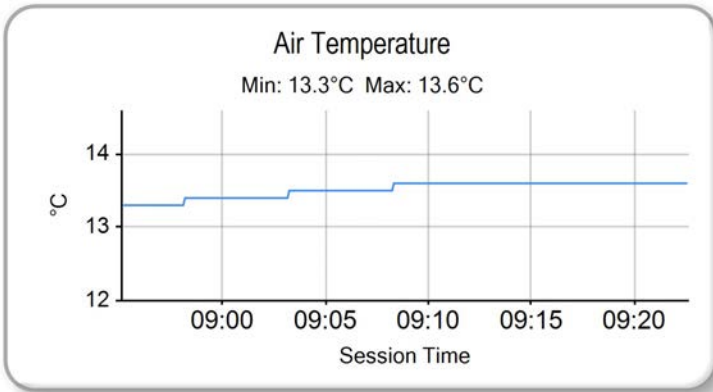
Printed - 09:26 Friday, 20 September 2013

MCRCB BULLETIN TK005

2013 MCE British Superbike Championship - Round 10

2013 Monster Energy British Motostar Championship

FREE PRACTICE 1 - WEATHER CONDITIONS



Weather / Track : Cloudy / Wet

Results can be found at www.tsl-timing.com

Assen
Circuit Length = 2.8222 miles
Start: 09:00 Flag 09:20 End: 09:22

Printed - 09:27 Friday, 20 September 2013

FREE PRACTICE 2 - CLASSIFICATION



POS	NO	CL	PIC NAME	ENTRY	TIME	ON	LAPS	GAP	DIFF	MPH
1	21	D	1 Jerry VAN DE BUNT	Honda -	1:48.550	7	10			93.59
2	61	D	2 Ernst DUBBINK	Honda -	1:49.079	10	10	0.529	0.529	93.14
3	67		1 Andy REID	Honda - RS Racing	1:49.401	7	8	0.851	0.322	92.87
4	71	D	3 Thomas VAN LEEUWEN	Honda - Racing Team Vanleeuwen	1:49.907	10	10	1.357	0.506	92.44
5	64	D	4 Bo BENDSNEIJDER	Honda -	1:50.225	6	7	1.675	0.318	92.17
6	40	M3	1 Joe FRANCIS	Honda - Team WD40	1:50.317	10	10	1.767	0.092	92.09
7	95	M3	2 Tarran MACKENZIE	KTM - Redline KTM	1:51.257	10	10	2.707	0.940	91.32
8	142	D	5 Brian SLOOTEN	Bakker -	1:51.760	7	9	3.210	0.503	90.91
9	66	M3	3 Joe IRVING	KTM - RS Racing / The Toad and Tatie Pub	1:52.006	8	9	3.456	0.246	90.71
10	122	D	6 Ricardo BRINK	Honda - Autolakservice Remar Ljss	1:52.294	10	10	3.744	0.288	90.47
11	26	D	7 Jorel BOERBOOM	Honda -	1:52.363	10	10	3.813	0.069	90.42
12	12		2 Edward RENDELL	Honda - Banks Racing	1:52.375	9	9	3.825	0.012	90.41
13	34	M3	4 Jordan WEAVING	KTM - Jordan Racing / Burkert	1:52.706	8	8	4.156	0.331	90.14
14	74	M3	5 Alex PERSSON	Honda - Nordgren Racing	1:52.723	10	10	4.173	0.017	90.13
15	17		3 Tom CARNE	Honda - TC Racing / SP125 racing	1:52.910	9	9	4.360	0.187	89.98
16	10		4 Peter SUTHERLAND	Aprilia - Kinpac Racing / Floorcoat UK	1:53.273	3	8	4.723	0.363	89.69
17	124	D	8 Tasia RODINK	Honda -	1:53.944	8	8	5.394	0.671	89.16
18	3		5 Taz TAYLOR	Luyten Honda - FPW Racing	1:54.742	8	9	6.192	0.798	88.54
19	65		6 Josh OWENS	Honda - JPL / George Roberts	1:55.714	6	9	7.164	0.972	87.80
20	43		7 Arnie SHELTON	Honda - e3 motorsport	1:55.868	8	8	7.318	0.154	87.68
21	41		8 Milo WARD	Luyten Honda - FPW Racing	1:55.876	7	8	7.326	0.008	87.68
22	36		9 Jayson URIBE	Honda - Rock and Sons Racing	1:55.977	8	8	7.427	0.101	87.60
23	24		10 Daniel COSTILLA	Honda - Repli-Cast UK	1:56.038	9	9	7.488	0.061	87.55
24	35		11 Elliot LODGE	Honda - SP125 / SpikeRacing	1:56.112	6	6	7.562	0.074	87.50
25	81		12 Hans PEDERSEN	Honda - Nordgren Racing	1:57.077	9	9	8.527	0.965	86.78
26	11		13 Joseph THOMAS	Honda - Moto UK Racing	1:57.279	9	9	8.729	0.202	86.63
27	99	D	9 Miguel LOURENCO	Honda - Laomn / RTNN	1:57.347	9	9	8.797	0.068	86.58
28	44		14 Jake BAYFORD	Honda - j4ke.com	1:57.527	6	7	8.977	0.180	86.44
29	22		15 Stephanie WADDELOW	Honda - SP125 / Flossy Racing	1:57.528	8	9	8.978	0.001	86.44
30	32		16 Martin SVENSSON	Honda -	1:58.387	7	9	9.837	0.859	85.82
31	88		17 Lewis ROLLO	Honda - RCD Motorsport	1:58.486	8	9	9.936	0.099	85.74
32	25	D	10 Mike BROUWERS	Honda -	1:59.072	5	6	10.522	0.586	85.32
33	13	M3	6 Sam BURMAN	Honda - WNT / Burman Racing	1:59.137	8	9	10.587	0.065	85.28
34	77		18 Jason VERNON	Honda - SGR Racing	1:59.264	7	9	10.714	0.127	85.19

QUALIFYING LAPTIME (110.0% of 1:48.550) = 1:59.405

35	42	M3	7 James HOBSON	Honda - Two 4 Motorsport	1:59.805	6	7	11.255	0.541	84.80
36	164		19 Dylan BARNARD	Honda - Cresswell Racing	2:00.504	8	9	11.954	0.699	84.31
37	28	D	11 Dennis KOOPMAN	Honda -	2:01.534	5	9	12.984	1.030	83.59
38	46		20 Daniel HERMANSSON	Honda -	2:01.820	2	5	13.270	0.286	83.40
39	258	D	12 Matthijs VAN DE WALL	Honda -	2:02.592	7	7	14.042	0.772	82.87

Assen

Circuit Length = 2.8222 miles

Start: 14:15 Flag 14:35 End: 14:36

Weather / Track : Cloudy / Dry

These results are provisional until the conclusion of any judicial and technical matters.

Race Director :	Stewards :	Timekeeper :
-----------------	------------	--------------

Results can be found at www.britishsuperbike.com

Printed - 14:38 Friday, 20 September 2013

MCRCB BULLETIN TK037

2013 MCE British Superbike Championship - Round 10

2013 Monster Energy British Motostar Championship

FREE PRACTICE 2 - SECTOR ANALYSIS

SECTOR 1 = FL to I1, SECTOR 2 = I1 to I2, SECTOR 3 = I2 to FL, DIFF = Difference To Personal Best Lap

P1		21 D		Jerry VAN DE BUNT		Honda -				
LAP	SECTOR 1		SECTOR 2		SECTOR 3		LAP TIME	MPH	DIFF	TIME OF DAY
1 -	43.897	123.8	44.575		25.942	101.6	1:54.414	88.80	5.864	14:18:57.948
2 -	42.917	123.8	42.319		25.642	101.1	1:50.878	91.63	2.328	14:20:48.826
3 -	43.088	122.6	42.361		25.883	100.4	1:51.332	91.26	2.782	14:22:40.158
4 -	44.811	122.9	45.960		IN PIT		2:08.904	P 78.81	20.354	14:24:49.062
5 -	OUTLAP	122.6	44.081		26.654	99.9	2:47.661	60.59	59.111	14:27:36.723
6 -	42.523	122.6	42.133		25.353	102.8	1:50.009	92.35	1.459	14:29:26.732
7 -	41.961	123.3	41.423		25.166	103.0	1:48.550 (1)	93.59		14:31:15.282
8 -	42.621	123.5	42.183		26.008	101.1	1:50.812	91.68	2.262	14:33:06.094
9 -	42.000	122.6	41.854		25.412	102.5	1:49.266	(2) 92.98	0.716	14:34:55.360
10 -	42.382	122.6	41.644		25.356	102.3	1:49.382	(3) 92.88	0.832	14:36:44.742

P2		61 D		Ernst DUBBINK		Honda -				
LAP	SECTOR 1		SECTOR 2		SECTOR 3		LAP TIME	MPH	DIFF	TIME OF DAY
1 -	43.177	122.4	42.767		IN PIT		2:01.314	P 83.75	12.235	14:18:56.887
2 -	OUTLAP	122.4	42.853		25.477	102.8	2:30.610	67.46	41.531	14:21:27.497
3 -	43.738	124.9	42.390		26.394	103.0	1:52.522	90.29	3.443	14:23:20.019
4 -	43.726	123.1	44.639		25.946	101.8	1:54.311	88.88	5.232	14:25:14.330
5 -	42.841	122.6	42.402		25.562	102.3	1:50.805	(3) 91.69	1.726	14:27:05.135
6 -	42.804	123.1	42.383		25.389	102.3	1:50.576	(2) 91.88	1.497	14:28:55.711
7 -	56.946	121.3	43.204		25.627	101.3	2:05.777	80.77	16.698	14:31:01.488
8 -	43.773	124.0	41.773		26.972	101.1	1:52.518	90.29	3.439	14:32:54.006
9 -	44.124	123.5	42.047		25.300	102.5	1:51.471	91.14	2.392	14:34:45.477
10 -	42.279	123.5	41.463		25.337	102.8	1:49.079 (1)	93.14		14:36:34.556

P3		67		Andy REID		Honda - RS Racing				
LAP	SECTOR 1		SECTOR 2		SECTOR 3		LAP TIME	MPH	DIFF	TIME OF DAY
1 -	OUTLAP	120.4	43.723		26.883	96.8	3:26.083	49.30	1:36.682	14:23:02.020
2 -	43.840	118.9	43.190		26.814	97.7	1:53.844	89.24	4.443	14:24:55.864
3 -	43.542	119.1	42.713		26.187	99.5	1:52.442	90.35	3.041	14:26:48.306
4 -	43.310	118.1	42.096		26.129	98.6	1:51.535	91.09	2.134	14:28:39.841
5 -	43.492	118.5	42.228		25.919	101.3	1:51.639	91.00	2.238	14:30:31.480
6 -	42.631	120.6	42.167		25.797	101.3	1:50.595	(3) 91.86	1.194	14:32:22.075
7 -	42.392	119.8	41.633		25.376	101.6	1:49.401 (1)	92.87		14:34:11.476
8 -	42.205	121.5	41.785		25.497	100.6	1:49.487	(2) 92.79	0.086	14:36:00.963

P4		71 D		Thomas VAN LEEUWEN		Honda - Racing Team Vanleeuwen				
LAP	SECTOR 1		SECTOR 2		SECTOR 3		LAP TIME	MPH	DIFF	TIME OF DAY
1 -	43.408	124.0	42.673		25.707	101.1	1:51.788	90.88	1.881	14:18:47.899
2 -	45.892	119.8	43.854		IN PIT		2:04.607	P 81.53	14.700	14:20:52.506
3 -	OUTLAP	122.9	44.223		26.883	99.0	2:38.350	64.16	48.443	14:23:30.856
4 -	44.507	122.2	43.540		26.586	100.6	1:54.633	88.63	4.726	14:25:25.489
5 -	42.832	124.5	43.314		26.271	99.9	1:52.417	90.37	2.510	14:27:17.906
6 -	43.790	123.1	42.542		25.562	101.1	1:51.894	90.80	1.987	14:29:09.800
7 -	43.095	124.5	42.377		25.474	100.4	1:50.946	(3) 91.57	1.039	14:31:00.746
8 -	44.724	123.3	41.864		26.368	99.5	1:52.956	89.94	3.049	14:32:53.702
9 -	42.618	123.8	42.055		25.443	101.1	1:50.116	(2) 92.26	0.209	14:34:43.818
10 -	42.056	124.5	42.082		25.769	100.9	1:49.907 (1)	92.44		14:36:33.725

P5		64 D		Bo BENDSNEIJDER		Honda -				
LAP	SECTOR 1		SECTOR 2		SECTOR 3		LAP TIME	MPH	DIFF	TIME OF DAY
1 -	OUTLAP	105.1	49.781		30.774	87.3	3:02.699	55.61	1:12.474	14:20:37.027
2 -	49.010	102.1	48.691		30.335	92.1	2:08.036	79.35	17.811	14:22:45.063
3 -	48.380	108.9	49.139		IN PIT		2:17.153	P 74.07	26.928	14:25:02.216
4 -	OUTLAP	120.4	43.637		26.328	99.7	2:27.184	69.03	36.959	14:27:29.400
5 -	43.136	119.6	42.470		25.846	100.4	1:51.452	(3) 91.16	1.227	14:29:20.852
6 -	42.737	120.0	42.085		25.403	100.6	1:50.225 (1)	92.17		14:31:11.077
7 -	42.415	120.6	42.187		25.651	101.1	1:50.253	(2) 92.15	0.028	14:33:01.330

Weather / Track : Cloudy / Dry

Assen

Circuit Length = 2.8222 miles

Start: 14:15 Flag 14:35 End: 14:36

MCRCB BULLETIN TK037

2013 MCE British Superbike Championship - Round 10

2013 Monster Energy British Motostar Championship

FREE PRACTICE 2 - SECTOR ANALYSIS

SECTOR 1 = FL to I1, SECTOR 2 = I1 to I2, SECTOR 3 = I2 to FL, DIFF = Difference To Personal Best Lap

P6		40 M3		Joe FRANCIS		Honda - Team WD40				
LAP	SECTOR 1		SECTOR 2		SECTOR 3		LAP TIME	MPH	DIFF	TIME OF DAY
1 -	44.008	123.1	45.334	26.943	100.4	1:56.285	87.37	5.968	14:19:22.155	
2 -	43.761	122.2	43.369	26.316	100.9	1:53.446	89.55	3.129	14:21:15.601	
3 -	43.273	121.3	43.168	26.742	99.9	1:53.183	89.76	2.866	14:23:08.784	
4 -	42.948	123.1	43.650	26.656	99.3	1:53.254	89.71	2.937	14:25:02.038	
5 -	43.041	122.0	42.848	26.267	99.3	1:52.156	90.58	1.839	14:26:54.194	
6 -	42.981	121.5	42.779	26.136	99.9	1:51.896	90.80	1.579	14:28:46.090	
7 -	42.635	121.7	42.255	25.966	100.2	1:50.856 (3)	91.65	0.539	14:30:36.946	
8 -	42.587	122.4	42.446	26.099	99.3	1:51.132	91.42	0.815	14:32:28.078	
9 -	42.486	121.7	42.298	25.876	99.7	1:50.660 (2)	91.81	0.343	14:34:18.738	
10 -	42.312	121.7	42.121	25.884	101.1	1:50.317 (1)	92.09		14:36:09.055	

P7		95 M3		Tarran MACKENZIE		KTM - Redline KTM				
LAP	SECTOR 1		SECTOR 2		SECTOR 3		LAP TIME	MPH	DIFF	TIME OF DAY
1 -	44.833	119.4	44.210	26.313	99.5	1:55.356	88.07	4.099	14:19:01.204	
2 -	43.869	120.4	43.154	26.120	100.2	1:53.143	89.79	1.886	14:20:54.347	
3 -	43.139	121.3	42.780	25.850	101.8	1:51.769 (3)	90.90	0.512	14:22:46.116	
4 -	43.526	122.0	43.125	26.482	100.6	1:53.133	89.80	1.876	14:24:39.249	
5 -	43.475	121.1	42.824	26.177	99.9	1:52.476	90.33	1.219	14:26:31.725	
6 -	43.264	121.7	43.352	25.861	100.9	1:52.477	90.33	1.220	14:28:24.202	
7 -	43.416	121.5	43.097	25.759	101.6	1:52.272	90.49	1.015	14:30:16.474	
8 -	43.090	121.5	42.741	25.990	100.9	1:51.821	90.86	0.564	14:32:08.295	
9 -	42.961	121.7	42.754	25.873	101.1	1:51.588 (2)	91.05	0.331	14:33:59.883	
10 -	42.969	122.4	42.327	25.961	101.6	1:51.257 (1)	91.32		14:35:51.140	

P8		142 D		Brian SLOOTEN		Bakker -				
LAP	SECTOR 1		SECTOR 2		SECTOR 3		LAP TIME	MPH	DIFF	TIME OF DAY
1 -	44.492	120.2	43.488	26.197	98.4	1:54.177	88.98	2.417	14:18:55.701	
2 -	43.594	120.6	42.980	26.399	97.3	1:52.973	89.93	1.213	14:20:48.674	
3 -	43.698	120.4	42.668	26.340	99.7	1:52.706	90.14	0.946	14:22:41.380	
4 -	43.191	119.8	43.289	26.126	97.9	1:52.606	90.22	0.846	14:24:33.986	
5 -	44.095	117.1	43.167	IN PIT		2:00.350 P	84.42	8.590	14:26:34.336	
6 -	OUTLAP	115.5	44.347	26.412	96.4	3:20.713	50.62	1:28.953	14:29:55.049	
7 -	43.330	120.0	42.502	25.928	97.9	1:51.760 (1)	90.91		14:31:46.809	
8 -	42.872	122.4	42.928	26.000	100.6	1:51.800 (2)	90.87	0.040	14:33:38.609	
9 -	43.039	120.9	43.271	26.252	98.4	1:52.562 (3)	90.26	0.802	14:35:31.171	

P9		66 M3		Joe IRVING		KTM - RS Racing / The Toad and Tatle Pub				
LAP	SECTOR 1		SECTOR 2		SECTOR 3		LAP TIME	MPH	DIFF	TIME OF DAY
1 -	44.401	121.5	44.808	26.866	101.1	1:56.075	87.53	4.069	14:19:29.589	
2 -	44.008	122.0	44.281	27.135	100.2	1:55.424	88.02	3.418	14:21:25.013	
3 -	44.167	122.2	44.731	IN PIT		2:04.747 P	81.44	12.741	14:23:29.760	
4 -	OUTLAP	122.6	44.300	26.562	101.1	3:07.017	54.32	1:15.011	14:26:36.777	
5 -	43.395	121.7	43.599	26.323	101.6	1:53.317 (3)	89.66	1.311	14:28:30.094	
6 -	43.377	122.0	43.421	26.679	100.6	1:53.477	89.53	1.471	14:30:23.571	
7 -	43.463	120.9	43.507	26.382	101.8	1:53.352	89.63	1.346	14:32:16.923	
8 -	43.008	122.2	43.230	25.768	101.6	1:52.006 (1)	90.71		14:34:08.929	
9 -	43.907	122.2	42.979	26.053	102.1	1:52.939 (2)	89.96	0.933	14:36:01.868	

P10		122 D		Ricardo BRINK		Honda - Autolakservice Remar Ljss				
LAP	SECTOR 1		SECTOR 2		SECTOR 3		LAP TIME	MPH	DIFF	TIME OF DAY
1 -	45.064	117.3	44.563	26.837	97.7	1:56.464	87.23	4.170	14:19:03.979	
2 -	44.142	117.3	43.722	26.784	97.7	1:54.648	88.62	2.354	14:20:58.627	
3 -	43.950	116.9	44.052	26.696	98.1	1:54.698	88.58	2.404	14:22:53.325	
4 -	43.857	117.7	44.442	26.637	98.6	1:54.936	88.39	2.642	14:24:48.261	
5 -	43.910	117.9	43.474	26.557	98.6	1:53.941	89.17	1.647	14:26:42.202	
6 -	43.757	117.3	43.796	26.532	97.9	1:54.085	89.05	1.791	14:28:36.287	
7 -	43.532	118.3	43.202	26.494	98.4	1:53.228 (3)	89.73	0.934	14:30:29.515	
8 -	43.293	118.5	43.485	26.529	99.3	1:53.307	89.66	1.013	14:32:22.822	

Assen

Circuit Length = 2.8222 miles

Start: 14:15 Flag 14:35 End: 14:36

Weather / Track : Cloudy / Dry

MCRCB BULLETIN TK037

2013 MCE British Superbike Championship - Round 10

2013 Monster Energy British Motostar Championship

FREE PRACTICE 2 - SECTOR ANALYSIS

SECTOR 1 = FL to I1, SECTOR 2 = I1 to I2, SECTOR 3 = I2 to FL, DIFF = Difference To Personal Best Lap

9 -	43.655	117.7	43.156	26.332	98.1	1:53.143 (2)	89.79	0.849	14:34:15.965
10 -	43.248	117.1	42.857	26.189	98.8	1:52.294 (1)	90.47		14:36:08.259

P11 26 D Jorel BOERBOOM Honda -										
LAP	SECTOR 1		SECTOR 2		SECTOR 3		LAP TIME	MPH	DIFF	TIME OF DAY
1 -	44.931	121.1	43.848	26.519	98.6	1:55.298	88.12	2.935	14:18:56.559	
2 -	44.607	120.2	43.635	26.494	98.4	1:54.736	88.55	2.373	14:20:51.295	
3 -	44.164	118.9	43.878	26.469	98.6	1:54.511	88.72	2.148	14:22:45.806	
4 -	43.940	119.1	44.391	26.783	98.6	1:55.114	88.26	2.751	14:24:40.920	
5 -	43.925	120.0	43.528	26.406	97.9	1:53.859	89.23	1.496	14:26:34.779	
6 -	43.901	119.4	43.223	26.617	97.7	1:53.741	89.32	1.378	14:28:28.520	
7 -	43.935	119.4	43.332	27.339	96.6	1:54.606	88.65	2.243	14:30:23.126	
8 -	43.698	119.4	43.097	26.821	97.5	1:53.616 (3)	89.42	1.253	14:32:16.742	
9 -	43.740	120.2	42.821	25.944	99.0	1:52.505 (2)	90.30	0.142	14:34:09.247	
10 -	43.292	119.6	42.960	26.111	99.3	1:52.363 (1)	90.42		14:36:01.610	

P12 12 Edward RENDELL Honda - Banks Racing										
LAP	SECTOR 1		SECTOR 2		SECTOR 3		LAP TIME	MPH	DIFF	TIME OF DAY
1 -	44.707	114.5	43.729	26.547	96.0	1:54.983	88.36	2.608	14:18:53.958	
2 -	43.769	116.3	42.982	26.443	95.1	1:53.194 (3)	89.75	0.819	14:20:47.152	
3 -	43.886	115.9	43.737	26.521	97.0	1:54.144	89.01	1.769	14:22:41.296	
4 -	44.220	117.7	43.095	IN PIT		2:02.272 P	83.09	9.897	14:24:43.568	
5 -	OUTLAP	117.9	42.996	26.631	97.0	2:53.349	58.61	1:00.974	14:27:36.917	
6 -	43.697	116.9	42.679	27.154	93.1	1:53.530	89.49	1.155	14:29:30.447	
7 -	43.883	116.1	42.788	26.619	98.4	1:53.290	89.68	0.915	14:31:23.737	
8 -	43.425	116.7	42.731	26.482	96.8	1:52.638 (2)	90.20	0.263	14:33:16.375	
9 -	43.383	116.5	42.419	26.573	96.2	1:52.375 (1)	90.41		14:35:08.750	

P13 34 M3 Jordan WEAVING KTM - Jordan Racing / Burkert										
LAP	SECTOR 1		SECTOR 2		SECTOR 3		LAP TIME	MPH	DIFF	TIME OF DAY
1 -	44.622	119.4	43.247	26.644	98.4	1:54.513	88.72	1.807	14:19:38.386	
2 -	44.392	119.4	43.620	27.478	99.5	1:55.490	87.97	2.784	14:21:33.876	
3 -	45.346	117.7	45.970	IN PIT		2:08.100 P	79.31	15.394	14:23:41.976	
4 -	OUTLAP	112.2	45.769	27.364	98.8	4:37.243	36.64	2:44.537	14:28:19.219	
5 -	45.862	119.6	44.047	27.218	97.9	1:57.127	86.74	4.421	14:30:16.346	
6 -	43.836	121.5	42.576	26.612	94.9	1:53.024 (3)	89.89	0.318	14:32:09.370	
7 -	44.040	120.0	42.479	26.290	99.5	1:52.809 (2)	90.06	0.103	14:34:02.179	
8 -	43.557	120.2	42.903	26.246	99.3	1:52.706 (1)	90.14		14:35:54.885	

P14 74 M3 Alex PERSSON Honda - Nordgren Racing										
LAP	SECTOR 1		SECTOR 2		SECTOR 3		LAP TIME	MPH	DIFF	TIME OF DAY
1 -	45.500	118.3			96.8	2:01.523	83.60	8.800	14:19:13.881	
2 -	45.460	117.5			97.0	1:56.845	86.95	4.122	14:21:10.726	
3 -	44.317	117.3			96.8	1:56.325	87.34	3.602	14:23:07.051	
4 -	44.489	116.9			97.9	1:55.290	88.12	2.567	14:25:02.341	
5 -	43.777	117.7			97.9	1:54.007	89.11	1.284	14:26:56.348	
6 -	43.511	117.7			98.4	1:53.750 (3)	89.32	1.027	14:28:50.098	
7 -	43.642	116.9			97.5	1:53.742 (2)	89.32	1.019	14:30:43.840	
8 -	43.894	117.3			97.7	1:54.306	88.88	1.583	14:32:38.146	
9 -	43.961	118.7			98.4	1:54.273	88.91	1.550	14:34:32.419	
10 -	43.330	117.5			97.5	1:52.723 (1)	90.13		14:36:25.142	

P15 17 Tom CARNE Honda - TC Racing / SP125 racing										
LAP	SECTOR 1		SECTOR 2		SECTOR 3		LAP TIME	MPH	DIFF	TIME OF DAY
1 -	46.877	118.5	45.973	28.032	95.3	2:00.882	84.05	7.972	14:20:23.987	
2 -	47.195	120.0	44.994	27.685	97.0	1:59.874	84.75	6.964	14:22:23.861	
3 -	45.518	120.4	45.514	27.147	97.7	1:58.179	85.97	5.269	14:24:22.040	
4 -	45.244	120.0	43.900	26.647	98.4	1:55.791	87.74	2.881	14:26:17.831	
5 -	44.695	119.1	43.948	26.457	98.6	1:55.100 (3)	88.27	2.190	14:28:12.931	
6 -	44.755	120.4	44.522	26.596	98.4	1:55.873	87.68	2.963	14:30:08.804	

Weather / Track : Cloudy / Dry

Assen

Circuit Length = 2.8222 miles

Start: 14:15 Flag 14:35 End: 14:36

MCRCB BULLETIN TK037

2013 MCE British Superbike Championship - Round 10

2013 Monster Energy British Motostar Championship

FREE PRACTICE 2 - SECTOR ANALYSIS

SECTOR 1 = FL to I1, SECTOR 2 = I1 to I2, SECTOR 3 = I2 to FL, DIFF = Difference To Personal Best Lap

7 -	44.840	119.8	43.673	26.624	97.5	1:55.137	88.24	2.227	14:32:03.941
8 -	44.162	121.1	43.848	26.615	98.1	1:54.625 (2)	88.63	1.715	14:33:58.566
9 -	43.916	120.2	42.940	26.054	100.6	1:52.910 (1)	89.98		14:35:51.476

P16	10	Peter SUTHERLAND		Aprilia - Kinpac Racing / Floorcoat UK						
LAP	SECTOR 1		SECTOR 2	SECTOR 3		LAP TIME	MPH	DIFF	TIME OF DAY	
1 -	44.751	114.9	44.292	26.666	96.8	1:55.709	87.80	2.436	14:18:54.797	
2 -	43.891	118.3	43.448	26.534	95.3	1:53.873 (3)	89.22	0.600	14:20:48.670	
3 -	44.194	118.7	42.692	26.387	96.8	1:53.273 (1)	89.69		14:22:41.943	
4 -	44.503	118.1	44.320	IN PIT		2:04.831	P 81.39	11.558	14:24:46.774	
5 -	OUTLAP	115.7	43.588	26.488	96.8	5:03.646	33.46	3:10.373	14:29:50.420	
6 -	44.018	117.3	43.107	26.315	96.8	1:53.440 (2)	89.56	0.167	14:31:43.860	
7 -	45.390	118.7	42.528	26.726	97.7	1:54.644	88.62	1.371	14:33:38.504	
8 -	43.881	118.7	43.297	27.322	99.0	1:54.500	88.73	1.227	14:35:33.004	

P17	124 D	Tasia RODINK		Honda -						
LAP	SECTOR 1		SECTOR 2	SECTOR 3		LAP TIME	MPH	DIFF	TIME OF DAY	
1 -	44.870	117.9	44.006	26.710	97.9	1:55.586	87.90	1.642	14:18:57.370	
2 -	44.521	118.3	43.188	26.591	97.5	1:54.300 (3)	88.89	0.356	14:20:51.670	
3 -	44.398	117.5	43.354	26.594	99.5	1:54.346	88.85	0.402	14:22:46.016	
4 -	44.582	117.5	44.962	IN PIT		2:04.146	P 81.84	10.202	14:24:50.162	
5 -	OUTLAP	116.7	45.079	26.558	99.0	4:07.053	41.12	2:13.109	14:28:57.215	
6 -	44.580	118.1	43.437	26.363	98.4	1:54.380	88.82	0.436	14:30:51.595	
7 -	44.236	117.5	43.143	26.625	98.8	1:54.004 (2)	89.12	0.060	14:32:45.599	
8 -	44.394	117.1	43.197	26.353	99.0	1:53.944 (1)	89.16		14:34:39.543	

P18	3	Taz TAYLOR		Luyten Honda - FPW Racing						
LAP	SECTOR 1		SECTOR 2	SECTOR 3		LAP TIME	MPH	DIFF	TIME OF DAY	
1 -	45.341	121.1	45.317	27.244	99.9	1:57.902	86.17	3.160	14:19:51.007	
2 -	44.822	120.6	45.468	28.488	95.7	1:58.778	85.53	4.036	14:21:49.785	
3 -	44.913	119.6	45.785	28.061	99.0	1:58.759	85.55	4.017	14:23:48.544	
4 -	52.176	82.3	47.801	27.587	99.0	2:07.564	79.64	12.822	14:25:56.108	
5 -	44.393	120.0	44.546	26.774	99.5	1:55.713	87.80	0.971	14:27:51.821	
6 -	44.386	119.4	44.040	27.057	99.3	1:55.483	87.97	0.741	14:29:47.304	
7 -	44.082	120.4	43.916	27.403	98.1	1:55.401 (3)	88.04	0.659	14:31:42.705	
8 -	43.882	120.4	43.988	26.872	99.5	1:54.742 (1)	88.54		14:33:37.447	
9 -	44.164	119.6	43.966	27.198	99.9	1:55.328 (2)	88.09	0.586	14:35:32.775	

P19	65	Josh OWENS		Honda - JPL / George Roberts						
LAP	SECTOR 1		SECTOR 2	SECTOR 3		LAP TIME	MPH	DIFF	TIME OF DAY	
1 -	46.989	112.0	46.465	28.679	95.7	2:02.133	83.18	6.419	14:19:14.262	
2 -	46.291	112.4	46.033	28.030	94.7	2:00.354	84.41	4.640	14:21:14.616	
3 -	45.688	116.1	46.826	IN PIT		2:09.639	P 78.37	13.925	14:23:24.255	
4 -	OUTLAP	112.9	46.100	27.692	94.1	2:47.002	60.83	51.288	14:26:11.257	
5 -	45.764	113.1	44.480	27.411	94.7	1:57.655	86.35	1.941	14:28:08.912	
6 -	44.773	113.5	43.810	27.131	94.9	1:55.714 (1)	87.80		14:30:04.626	
7 -	45.432	113.7	43.965	28.108	94.7	1:57.505	86.46	1.791	14:32:02.131	
8 -	45.237	113.9	44.341	27.271	93.9	1:56.849 (3)	86.95	1.135	14:33:58.980	
9 -	45.366	112.0	44.208	26.936	96.0	1:56.510 (2)	87.20	0.796	14:35:55.490	

P20	43	Arnie SHELTON		Honda - e3 motorsport						
LAP	SECTOR 1		SECTOR 2	SECTOR 3		LAP TIME	MPH	DIFF	TIME OF DAY	
1 -	47.889	116.3	47.288	28.351	94.3	2:03.528	82.24	7.660	14:19:24.325	
2 -	46.769	115.1	45.414	27.856	96.2	2:00.039	84.64	4.171	14:21:24.364	
3 -	45.890	116.5	45.345	29.436	94.1	2:00.671	84.19	4.803	14:23:25.035	
4 -	46.487	116.1	46.221	IN PIT		2:07.966	P 79.39	12.098	14:25:33.001	
5 -	OUTLAP	111.6	46.089	27.742	95.5	5:28.612	30.91	3:32.744	14:31:01.613	
6 -	45.429	116.5	44.492	27.196	96.6	1:57.117 (2)	86.75	1.249	14:32:58.730	
7 -	45.290	117.7	44.822	27.202	96.4	1:57.314 (3)	86.60	1.446	14:34:56.044	
8 -	44.959	115.5	43.994	26.915	95.5	1:55.868 (1)	87.68		14:36:51.912	

Weather / Track : Cloudy / Dry

Assen

Circuit Length = 2.8222 miles

Start: 14:15 Flag 14:35 End: 14:36

MCRCB BULLETIN TK037

2013 MCE British Superbike Championship - Round 10

2013 Monster Energy British Motostar Championship

FREE PRACTICE 2 - SECTOR ANALYSIS

SECTOR 1 = FL to I1, SECTOR 2 = I1 to I2, SECTOR 3 = I2 to FL, DIFF = Difference To Personal Best Lap

P21 41		Milo WARD		Luyten Honda - FPW Racing					
LAP	SECTOR 1		SECTOR 2	SECTOR 3		LAP TIME	MPH	DIFF	TIME OF DAY
1 -	46.048	111.8	45.288	27.426	95.7	1:58.762	85.55	2.886	14:21:17.932
2 -	45.529	112.7	47.042	28.597	96.6	2:01.168	83.85	5.292	14:23:19.100
3 -	47.211	114.5	46.617	27.551	94.9	2:01.379	83.70	5.503	14:25:20.479
4 -	44.909	114.3	44.542	27.869	94.5	1:57.320	86.60	1.444	14:27:17.799
5 -	45.787	116.3	44.834	27.180	95.3	1:57.801	86.24	1.925	14:29:15.600
6 -	44.748	114.5	44.245	27.074	96.4	1:56.067 (2)	87.53	0.191	14:31:11.667
7 -	44.252	115.3	44.188	27.436	95.1	1:55.876 (1)	87.68		14:33:07.543
8 -	44.887	113.3	44.310	27.307	95.7	1:56.504 (3)	87.20	0.628	14:35:04.047

P22 36		Jayson URIBE		Honda - Rock and Sons Racing					
LAP	SECTOR 1		SECTOR 2	SECTOR 3		LAP TIME	MPH	DIFF	TIME OF DAY
1 -	46.885	115.7	46.928	29.058	94.9	2:02.871	82.68	6.894	14:19:14.679
2 -	46.020	114.3	46.147	27.911	95.5	2:00.078	84.61	4.101	14:21:14.757
3 -	45.638	118.1	45.379	28.625	92.5	1:59.642	84.92	3.665	14:23:14.399
4 -	48.266	74.8	50.479	27.657	94.1	2:06.402	80.37	10.425	14:25:20.801
5 -	44.759	114.9	44.837	27.531	94.5	1:57.127 (3)	86.74	1.150	14:27:17.928
6 -	45.457	114.5	44.969	27.476	94.9	1:57.902	86.17	1.925	14:29:15.830
7 -	44.565	114.1	44.719	26.980	96.0	1:56.264 (2)	87.38	0.287	14:31:12.094
8 -	44.241	115.7	44.079	27.657	94.9	1:55.977 (1)	87.60		14:33:08.071

P23 24		Daniel COSTILLA		Honda - Repli-Cast UK					
LAP	SECTOR 1		SECTOR 2	SECTOR 3		LAP TIME	MPH	DIFF	TIME OF DAY
1 -	47.042	117.7	48.308	29.133	99.0	2:04.483	81.61	8.445	14:19:15.199
2 -	45.960	118.9	47.243	27.756	99.0	2:00.959	83.99	4.921	14:21:16.158
3 -	45.764	117.3	47.120	28.115	98.8	2:00.999	83.96	4.961	14:23:17.157
4 -	47.106	116.9	45.897	28.110	97.3	2:01.113	83.88	5.075	14:25:18.270
5 -	46.217	117.9	45.278	28.549	98.1	2:00.044	84.63	4.006	14:27:18.314
6 -	46.201	117.5	44.954	27.047	98.4	1:58.202	85.95	2.164	14:29:16.516
7 -	45.277	117.5	44.805	27.150	99.0	1:57.232 (3)	86.66	1.194	14:31:13.748
8 -	45.009	117.9	44.489	27.002	99.0	1:56.500 (2)	87.21	0.462	14:33:10.248
9 -	44.727	117.1	44.303	27.008	98.1	1:56.038 (1)	87.55		14:35:06.286

P24 35		Elliot LODGE		Honda - SP125 / SpikeRacing					
LAP	SECTOR 1		SECTOR 2	SECTOR 3		LAP TIME	MPH	DIFF	TIME OF DAY
1 -	46.834	111.4	45.774	28.001	94.3	2:00.609	84.24	4.497	14:20:24.219
2 -	46.397	110.5	44.776	27.810	93.1	1:58.983 (2)	85.39	2.871	14:22:23.202
3 -	46.407	111.2	46.379	IN PIT		2:10.459 P	77.88	14.347	14:24:33.661
4 -	OUTLAP	109.6	46.488	27.934	93.3	6:35.076	25.71	4:38.964	14:31:08.737
5 -	46.321	111.4	44.972	27.724	95.3	1:59.017 (3)	85.36	2.905	14:33:07.754
6 -	44.760	112.9	44.465	26.887	94.3	1:56.112 (1)	87.50		14:35:03.866

P25 81		Hans PEDERSEN		Honda - Nordgren Racing					
LAP	SECTOR 1		SECTOR 2	SECTOR 3		LAP TIME	MPH	DIFF	TIME OF DAY
1 -	47.948	121.5	47.242	29.146	94.9	2:04.336	81.71	7.259	14:19:17.418
2 -	45.470	120.2	46.233	28.357	97.9	2:00.060	84.62	2.983	14:21:17.478
3 -	48.200	101.8	47.979	IN PIT		2:16.387 P	74.49	19.310	14:23:33.865
4 -	OUTLAP	116.7	47.472	28.605	95.5	3:18.744	51.12	1:21.667	14:26:52.609
5 -	46.845	111.6	47.664	28.069	96.2	2:02.578	82.88	5.501	14:28:55.187
6 -	46.290	116.9	46.300	27.841	96.8	2:00.431	84.36	3.354	14:30:55.618
7 -	45.971	119.1	45.416	28.254	98.6	1:59.641 (3)	84.92	2.564	14:32:55.259
8 -	45.589	119.8	45.511	27.061	98.1	1:58.161 (2)	85.98	1.084	14:34:53.420
9 -	45.247	118.7	44.402	27.428	98.6	1:57.077 (1)	86.78		14:36:50.497

P26 11		Joseph THOMAS		Honda - Moto UK Racing					
LAP	SECTOR 1		SECTOR 2	SECTOR 3		LAP TIME	MPH	DIFF	TIME OF DAY
1 -	46.498	117.3	47.190	29.042	96.0	2:02.730	82.78	5.451	14:19:13.894

Weather / Track : Cloudy / Dry

Assen

Circuit Length = 2.8222 miles

Start: 14:15 Flag 14:35 End: 14:36

MCRCB BULLETIN TK037

2013 MCE British Superbike Championship - Round 10

2013 Monster Energy British Motostar Championship

FREE PRACTICE 2 - SECTOR ANALYSIS

SECTOR 1 = FL to I1, SECTOR 2 = I1 to I2, SECTOR 3 = I2 to FL, DIFF = Difference To Personal Best Lap

2 -	46.553	117.7	46.056	27.858	96.4	2:00.467	84.33	3.188	14:21:14.361
3 -	45.760	116.9	46.107	29.132	94.3	2:00.999	83.96	3.720	14:23:15.360
4 -	45.554	113.7	48.317	28.816	94.5	2:02.687	82.81	5.408	14:25:18.047
5 -	45.475	116.1	45.759	28.303	96.0	1:59.537	84.99	2.258	14:27:17.584
6 -	45.943	118.9	45.468	27.556	95.1	1:58.967	85.40	1.688	14:29:16.551
7 -	45.287	117.3	45.181	27.384	97.0	1:57.852 (2)	86.21	0.573	14:31:14.403
8 -	45.369	117.1	44.879	27.629	96.8	1:57.877 (3)	86.19	0.598	14:33:12.280
9 -	44.918	115.1	44.897	27.464	95.5	1:57.279 (1)	86.63		14:35:09.559

P27	99	D	Miguel LOURENCO		Honda - Laomn / RTNN				
LAP	SECTOR 1		SECTOR 2	SECTOR 3		LAP TIME	MPH	DIFF	TIME OF DAY
1 -	48.612	111.4	47.183	28.299	92.9	2:04.094	81.87	6.747	14:19:16.388
2 -	46.211	111.1	46.262	28.209	94.9	2:00.682	84.18	3.335	14:21:17.070
3 -	46.909	111.6	46.188	28.276	93.3	2:01.373	83.71	4.026	14:23:18.443
4 -	46.110	111.1	45.281	28.315	89.6	1:59.706	84.87	2.359	14:25:18.149
5 -	45.740	110.5	45.689	27.791	91.5	1:59.220 (3)	85.22	1.873	14:27:17.369
6 -	46.070	110.9	46.190	IN PIT		2:10.754	P 77.70	13.407	14:29:28.123
7 -	OUTLAP	111.1	45.662	27.814	93.5	3:26.598	49.17	1:29.251	14:32:54.721
8 -	46.023	110.7	44.938	27.493	93.1	1:58.454 (2)	85.77	1.107	14:34:53.175
9 -	45.799	111.1	44.290	27.258	92.9	1:57.347 (1)	86.58		14:36:50.522

P28	44	Jake BAYFORD		Honda - j4ke.com					
LAP	SECTOR 1		SECTOR 2	SECTOR 3		LAP TIME	MPH	DIFF	TIME OF DAY
1 -	47.307	113.1	47.949	IN PIT		2:10.554	P 77.82	13.027	14:19:20.531
2 -	OUTLAP	110.5	48.165	28.051	96.4	6:51.978	24.66	4:54.451	14:26:12.509
3 -	46.523	116.1	45.817	27.669	96.2	2:00.009	84.66	2.482	14:28:12.518
4 -	46.110	117.3	45.412	27.356	96.2	1:58.878	85.46	1.351	14:30:11.396
5 -	45.158	116.3	45.213	27.441	95.1	1:57.812 (2)	86.24	0.285	14:32:09.208
6 -	45.345	117.7	44.826	27.356	94.9	1:57.527 (1)	86.44		14:34:06.735
7 -	45.828	100.0	45.439	27.359	96.6	1:58.626 (3)	85.64	1.099	14:36:05.361

P29	22	Stephanie WADDELOW		Honda - SP125 / Flossy Racing					
LAP	SECTOR 1		SECTOR 2	SECTOR 3		LAP TIME	MPH	DIFF	TIME OF DAY
1 -	47.807	114.5	47.625	28.857	96.6	2:04.289	81.74	6.761	14:20:13.947
2 -	47.225	114.3	47.866	28.580	96.2	2:03.671	82.15	6.143	14:22:17.618
3 -	47.224	114.1	47.789	28.626	95.3	2:03.639	82.17	6.111	14:24:21.257
4 -	46.565	113.9	46.534	28.114	95.1	2:01.213	83.82	3.685	14:26:22.470
5 -	46.541	113.3	46.147	27.894	94.7	2:00.582	84.25	3.054	14:28:23.052
6 -	46.077	113.3	45.712	28.205	94.7	1:59.994	84.67	2.466	14:30:23.046
7 -	46.167	114.9	46.016	27.548	97.0	1:59.731 (3)	84.85	2.203	14:32:22.777
8 -	45.042	115.7	45.426	27.060	94.9	1:57.528 (1)	86.44		14:34:20.305
9 -	45.120	113.3	44.902	27.698	97.0	1:57.720 (2)	86.30	0.192	14:36:18.025

P30	32	Martin SVENSSON		Honda -					
LAP	SECTOR 1		SECTOR 2	SECTOR 3		LAP TIME	MPH	DIFF	TIME OF DAY
1 -	47.976	116.7	48.363	29.705	93.9	2:06.044	80.60	7.657	14:19:27.492
2 -	49.046	113.5	47.377	28.337	93.7	2:04.760	81.43	6.373	14:21:32.252
3 -	47.511	110.7	47.565	29.286	92.7	2:04.362	81.69	5.975	14:23:36.614
4 -	47.410	109.8	47.064	28.203	92.7	2:02.677	82.82	4.290	14:25:39.291
5 -	46.941	111.8	46.079	27.817	93.3	2:00.837	84.08	2.450	14:27:40.128
6 -	46.337	112.9	46.011	28.728	95.1	2:01.076	83.91	2.689	14:29:41.204
7 -	45.779	113.5	44.765	27.843	92.3	1:58.387 (1)	85.82		14:31:39.591
8 -	45.753	114.3	45.068	28.003	93.9	1:58.824 (2)	85.50	0.437	14:33:38.415
9 -	46.155	114.9	45.589	27.722	93.9	1:59.466 (3)	85.04	1.079	14:35:37.881

P31	88	Lewis ROLLO		Honda - RCD Motorsport					
LAP	SECTOR 1		SECTOR 2	SECTOR 3		LAP TIME	MPH	DIFF	TIME OF DAY
1 -	47.606	117.9	46.715	28.526	91.1	2:02.847	82.70	4.361	14:19:33.335
2 -	46.708	117.5	46.225	27.580	95.3	2:00.513	84.30	2.027	14:21:33.848
3 -	45.791	118.3	45.280	27.688	97.3	1:58.759	85.55	0.273	14:23:32.607

Weather / Track : Cloudy / Dry

Assen

Circuit Length = 2.8222 miles

Start: 14:15 Flag 14:35 End: 14:36

MCRCB BULLETIN TK037

2013 MCE British Superbike Championship - Round 10

2013 Monster Energy British Motostar Championship

FREE PRACTICE 2 - SECTOR ANALYSIS

SECTOR 1 = FL to I1, SECTOR 2 = I1 to I2, SECTOR 3 = I2 to FL, DIFF = Difference To Personal Best Lap

4 -	45.973	118.9	46.290	27.734	94.9	1:59.997	84.67	1.511	14:25:32.604
5 -	45.879	118.1	45.897	27.338	96.2	1:59.114	85.29	0.628	14:27:31.718
6 -	45.801	117.9	45.364	27.378	95.5	1:58.543 (3)	85.70	0.057	14:29:30.261
7 -	45.665	118.3	45.534	27.330	96.4	1:58.529 (2)	85.71	0.043	14:31:28.790
8 -	45.708	118.3	45.347	27.431	96.8	1:58.486 (1)	85.74		14:33:27.276
9 -	45.218	118.3	46.023	27.326	94.9	1:58.567	85.69	0.081	14:35:25.843

P32	25 D	Mike BROUWERS			Honda -				
LAP	SECTOR 1		SECTOR 2	SECTOR 3		LAP TIME	MPH	DIFF	TIME OF DAY
1 -	OUTLAP	111.1	48.152	29.686	92.1	3:40.966	45.98	1:41.894	14:22:16.686
2 -	48.183	111.6	50.996	IN PIT		2:18.624 P	73.29	19.552	14:24:35.310
3 -	OUTLAP	111.2	47.281	27.912	93.5	4:47.553	35.33	2:48.481	14:29:22.863
4 -	46.594	111.6	45.600	27.812	93.9	2:00.006 (2)	84.66	0.934	14:31:22.869
5 -	46.080	111.8	45.358	27.634	93.5	1:59.072 (1)	85.32		14:33:21.941
6 -	52.371	104.8	48.737	29.491	93.1	2:10.599 (3)	77.79	11.527	14:35:32.540

P33	13 M3	Sam BURMAN			Honda - WNT / Burman Racing				
LAP	SECTOR 1		SECTOR 2	SECTOR 3		LAP TIME	MPH	DIFF	TIME OF DAY
1 -	47.642	119.4	48.494	28.775	97.0	2:04.911	81.33	5.774	14:19:13.525
2 -	47.310	119.1			98.6	2:03.142	82.50	4.005	14:21:16.667
3 -	46.581	118.7	46.561	28.949	97.5	2:02.091	83.21	2.954	14:23:18.758
4 -	47.094	119.8	46.945	28.591	98.1	2:02.630	82.85	3.493	14:25:21.388
5 -	46.045	120.4			97.3	2:00.251 (3)	84.49	1.114	14:27:21.639
6 -	46.362	120.4	47.130	28.501	98.1	2:01.993	83.28	2.856	14:29:23.632
7 -	46.170	120.9	46.088	27.723	98.1	1:59.981 (2)	84.68	0.844	14:31:23.613
8 -	45.861	120.4	45.582	27.694	98.4	1:59.137 (1)	85.28		14:33:22.750
9 -	49.206	117.7	47.162	27.944	97.3	2:04.312	81.73	5.175	14:35:27.062

P34	77	Jason VERNON			Honda - SGR Racing				
LAP	SECTOR 1		SECTOR 2	SECTOR 3		LAP TIME	MPH	DIFF	TIME OF DAY
1 -	47.685	112.5	49.338	28.851	94.1	2:05.874	80.71	6.610	14:19:24.846
2 -	46.756	113.1	46.646	28.365	94.3	2:01.767	83.43	2.503	14:21:26.613
3 -	46.509	112.0	46.850	30.385	93.1	2:03.744	82.10	4.480	14:23:30.357
4 -	46.627	111.6	48.180	28.032	93.9	2:02.839	82.71	3.575	14:25:33.196
5 -	46.292	110.5	46.174	28.060	93.7	2:00.526	84.29	1.262	14:27:33.722
6 -	46.039	109.1	45.558	28.048	93.9	1:59.645	84.91	0.381	14:29:33.367
7 -	45.751	110.5	45.530	27.983	94.3	1:59.264 (1)	85.19		14:31:32.631
8 -	45.726	110.5	45.622	27.916	93.3	1:59.264 (1)	85.19		14:33:31.895
9 -	45.466	110.0	45.715	28.174	93.5	1:59.355 (3)	85.12	0.091	14:35:31.250

P35	42 M3	James HOBSON			Honda - Two 4 Motorsport				
LAP	SECTOR 1		SECTOR 2	SECTOR 3		LAP TIME	MPH	DIFF	TIME OF DAY
1 -	46.683	118.9	47.442	28.474	94.9	2:02.599	82.87	2.794	14:19:24.242
2 -	46.283	117.7	46.669	28.389	98.4	2:01.341	83.73	1.536	14:21:25.583
3 -	45.655	117.7	48.009	IN PIT		2:12.223 P	76.84	12.418	14:23:37.806
4 -	OUTLAP	117.7	47.217	28.381	95.7	6:56.930	24.36	4:57.125	14:30:34.736
5 -	46.170	119.1	46.480	28.589	98.1	2:01.239 (3)	83.80	1.434	14:32:35.975
6 -	45.700	119.1	46.144	27.961	97.0	1:59.805 (1)	84.80		14:33:35.780
7 -	45.687	118.3	46.422	28.163	97.7	2:00.272 (2)	84.47	0.467	14:36:36.052

P36	164	Dylan BARNARD			Honda - Cresswell Racing				
LAP	SECTOR 1		SECTOR 2	SECTOR 3		LAP TIME	MPH	DIFF	TIME OF DAY
1 -	48.709	109.6	48.783	31.150	90.0	2:08.642	78.98	8.138	14:19:20.669
2 -	47.423	111.1	47.533	29.635	94.3	2:04.591	81.54	4.087	14:21:25.260
3 -	46.582	111.1	48.224	31.223	89.8	2:06.029	80.61	5.525	14:23:31.289
4 -	47.299	110.0	47.311	29.313	92.3	2:03.923	81.98	3.419	14:25:35.212
5 -	45.827	111.1	47.076	28.836	93.3	2:01.739 (3)	83.45	1.235	14:27:36.951
6 -	48.282	108.9	46.515	29.306	92.9	2:04.103	81.86	3.599	14:29:41.054
7 -	46.885	109.4	46.238	29.041	93.7	2:02.164	83.16	1.660	14:31:43.218
8 -	46.055	109.8	45.775	28.674	92.9	2:00.504 (1)	84.31		14:33:43.722

Weather / Track : Cloudy / Dry

Assen

Circuit Length = 2.8222 miles

Start: 14:15 Flag 14:35 End: 14:36

MCRCB BULLETIN TK037

2013 MCE British Superbike Championship - Round 10

2013 Monster Energy British Motostar Championship

FREE PRACTICE 2 - SECTOR ANALYSIS

SECTOR 1 = FL to I1, SECTOR 2 = I1 to I2, SECTOR 3 = I2 to FL, DIFF = Difference To Personal Best Lap

9 - 46.196 108.7 45.802 28.788 91.1 2:00.786 (2) 84.11 0.282 14:35:44.508

P37 28 D		Dennis KOOPMAN		Honda -						
LAP	SECTOR 1		SECTOR 2		SECTOR 3		LAP TIME	MPH	DIFF	TIME OF DAY
1 -	OUTLAP	111.1	48.376	28.977	94.5	2:54.173	58.33	52.639	14:20:13.600	
2 -	47.822	116.1	47.620	29.457	94.7	2:04.899	81.34	3.365	14:22:18.499	
3 -	47.079	114.1	50.243	29.369	93.9	2:06.691	80.19	5.157	14:24:25.190	
4 -	46.839	112.4	47.164	28.864	94.5	2:02.867	82.69	1.333	14:26:28.057	
5 -	46.455	112.5	46.624	28.455	93.5	2:01.534 (1)	83.59		14:28:29.591	
6 -	47.035	112.9	46.405	28.364	94.5	2:01.804 (2)	83.41	0.270	14:30:31.395	
7 -	46.696	112.7	47.401	30.191	91.7	2:04.288	81.74	2.754	14:32:35.683	
8 -	46.872	115.3	46.988	29.071	94.1	2:02.931	82.64	1.397	14:34:38.614	
9 -	46.850	112.7	46.746	28.750	93.7	2:02.346 (3)	83.04	0.812	14:36:40.960	

P38 46		Daniel HERMANSSON		Honda -						
LAP	SECTOR 1		SECTOR 2		SECTOR 3		LAP TIME	MPH	DIFF	TIME OF DAY
1 -	51.533	83.6	49.644	29.820	90.7	2:10.997 (3)	77.56	9.177	14:19:24.231	
2 -	47.582	114.9	45.803	28.435	94.7	2:01.820 (1)	83.40		14:21:26.051	
3 -	46.514	114.3	46.787	30.480	93.9	2:03.781 (2)	82.08	1.961	14:23:29.832	
4 -	46.761	112.9	1:29.001	IN PIT		3:24.416 P	49.70	1:22.596	14:26:54.248	
5 -	OUTLAP	82.7	1:11.525	IN PIT		6:06.038 P	27.75	4:04.218	14:33:00.286	

P39 258 D		Matthijs VAN DE WALL		Honda -						
LAP	SECTOR 1		SECTOR 2		SECTOR 3		LAP TIME	MPH	DIFF	TIME OF DAY
1 -	49.998	114.5	48.643	29.414	92.7	2:08.055	79.34	5.463	14:19:27.055	
2 -	49.172	109.2	50.509	IN PIT		2:21.338 P	71.88	18.746	14:21:48.393	
3 -	OUTLAP	108.5	48.648	IN PIT		3:51.408 P	43.90	1:48.816	14:25:39.801	
4 -	OUTLAP	109.8	48.889	29.290	92.3	4:43.953	35.78	2:41.361	14:30:23.754	
5 -	47.897	110.3	47.741	28.821	91.1	2:04.459 (3)	81.63	1.867	14:32:28.213	
6 -	48.216	109.8	47.058	28.511	91.9	2:03.785 (2)	82.07	1.193	14:34:31.998	
7 -	47.296	110.0	46.851	28.445	93.3	2:02.592 (1)	82.87		14:36:34.590	

MCRCB BULLETIN TK038**2013 MCE British Superbike Championship - Round 10****2013 Monster Energy British Motostar Championship****FREE PRACTICE 2 - BEST SPEEDS**

SECTOR 1				SECTOR 2			FINISH LINE		
POS	NO	NAME	MPH	NO	NAME	MPH	NO	NAME	MPH
1	61	Ernst DUBBINK	124.9				21	Jerry VAN DE BUNT	103.0
2	21	Jerry VAN DE BUNT	124.5				61	Ernst DUBBINK	103.0
3	71	Thomas VAN LEEUWEN	124.5				66	Joe IRVING	102.1
4	40	Joe FRANCIS	123.1				95	Tarran MACKENZIE	101.8
5	66	Joe IRVING	122.6				67	Andy REID	101.6
6	95	Tarran MACKENZIE	122.4				40	Joe FRANCIS	101.6
7	142	Brian SLOOTEN	122.4				64	Bo BENDSNEIJDER	101.1
8	34	Jordan WEAVING	121.5				71	Thomas VAN LEEUWEN	101.1
9	67	Andy REID	121.5				17	Tom CARNE	100.6
10	81	Hans PEDERSEN	121.5				142	Brian SLOOTEN	100.6
11	3	Taz TAYLOR	121.1				3	Taz TAYLOR	99.9
12	17	Tom CARNE	121.1				34	Jordan WEAVING	99.5
13	26	Jorel BOERBOOM	121.1				124	Tasia RODINK	99.5
14	64	Bo BENDSNEIJDER	121.1				26	Jorel BOERBOOM	99.3
15	13	Sam BURMAN	120.9				122	Ricardo BRINK	99.3
16	124	Tasia RODINK	120.6				10	Peter SUTHERLAND	99.0
17	42	James HOBSON	119.1				24	Daniel COSTILLA	99.0
18	11	Joseph THOMAS	118.9				13	Sam BURMAN	98.6
19	24	Daniel COSTILLA	118.9				81	Hans PEDERSEN	98.6
20	88	Lewis ROLLO	118.9				12	Edward RENDELL	98.4
21	10	Peter SUTHERLAND	118.7				42	James HOBSON	98.4
22	74	Alex PERSSON	118.7				74	Alex PERSSON	98.4
23	122	Ricardo BRINK	118.5				88	Lewis ROLLO	97.3
24	36	Jayson URIBE	118.1				11	Joseph THOMAS	97.0
25	12	Edward RENDELL	117.9				22	Stephanie WADDELOW	97.0
26	43	Arnie SHELTON	117.7				41	Milo WARD	96.6
27	44	Jake BAYFORD	117.7				43	Arnie SHELTON	96.6
28	32	Martin SVENSSON	116.7				44	Jake BAYFORD	96.6
29	46	Daniel HERMANSSON	116.7				36	Jayson URIBE	96.0
30	41	Milo WARD	116.3				65	Josh OWENS	96.0
31	28	Dennis KOOPMAN	116.1				35	Elliot LODGE	95.3
32	65	Josh OWENS	116.1				32	Martin SVENSSON	95.1
33	22	Stephanie WADDELOW	115.7				99	Miguel LOURENCO	94.9
34	258	Matthijs VAN DE WALL	114.5				28	Dennis KOOPMAN	94.7
35	99	Miguel LOURENCO	113.9				46	Daniel HERMANSSON	94.7
36	164	Dylan BARNARD	113.7				77	Jason VERNON	94.3
37	77	Jason VERNON	113.1				164	Dylan BARNARD	94.3
38	35	Elliot LODGE	112.9				25	Mike BROUWERS	93.9
39	25	Mike BROUWERS	111.8				258	Matthijs VAN DE WALL	93.3

Weather / Track : Cloudy / Dry

Results can be found at www.tsl-timing.com

Assen

Circuit Length = 2.8222 miles

Start: 14:15 Flag 14:35 End: 14:36

Printed - 14:39 Friday, 20 September 2013

MCRCB BULLETIN TK039

2013 MCE British Superbike Championship - Round 10

2013 Monster Energy British Motostar Championship

FREE PRACTICE 2 - BEST SECTORS

SECTOR 1			SECTOR 2			SECTOR 3			IDEAL / BEST COMPARISON						
POS	NO	NAME	TIME	NO	NAME	TIME	NO	NAME	TIME	POS	NO	NAME	IDEAL	BEST	DIFF
1	21	VAN DE BUNT	41.961	21	VAN DE BUNT	41.423	21	VAN DE BUNT	25.166				PERFECT LAP	1:48.550	
2	71	VAN LEEUWEN	42.056	61	DUBBINK	41.463	61	DUBBINK	25.300	1	21	VAN DE BUNT	1:48.550	1:48.550	0.000
3	67	REID	42.205	67	REID	41.633	67	REID	25.376	2	61	DUBBINK	1:49.042	1:49.079	0.037
4	64	BENDSNEIJDER	42.270	71	VAN LEEUWEN	41.864	64	BENDSNEIJDER	25.403	3	67	REID	1:49.214	1:49.401	0.187
5	61	DUBBINK	42.279	64	BENDSNEIJDER	42.085	71	VAN LEEUWEN	25.443	4	71	VAN LEEUWEN	1:49.363	1:49.907	0.544
6	40	FRANCIS	42.312	40	FRANCIS	42.121	95	MACKENZIE	25.759	5	64	BENDSNEIJDER	1:49.758	1:50.225	0.467
7	142	SLOOTEN	42.872	95	MACKENZIE	42.327	66	IRVING	25.768	6	40	FRANCIS	1:50.309	1:50.317	0.008
8	95	MACKENZIE	42.961	12	RENDELL	42.419	40	FRANCIS	25.876	7	95	MACKENZIE	1:51.047	1:51.257	0.210
9	66	IRVING	43.008	34	WEAVING	42.479	142	SLOOTEN	25.928	8	142	SLOOTEN	1:51.302	1:51.760	0.458
10	122	BRINK	43.248	142	SLOOTEN	42.502	26	BOERBOOM	25.944	9	66	IRVING	1:51.755	1:52.006	0.251
11	26	BOERBOOM	43.292	10	SUTHERLAND	42.528	17	CARNE	26.054	10	26	BOERBOOM	1:52.057	1:52.363	0.306
12	74	PERSSON	43.330	26	BOERBOOM	42.821	122	BRINK	26.189	11	12	RENDELL	1:52.245	1:52.375	0.130
13	12	RENDELL	43.383	122	BRINK	42.857	34	WEAVING	26.246	12	34	WEAVING	1:52.282	1:52.706	0.424
14	34	WEAVING	43.557	17	CARNE	42.940	10	SUTHERLAND	26.315	13	122	BRINK	1:52.294	1:52.294	0.000
15	10	SUTHERLAND	43.881	66	IRVING	42.979	124	RODINK	26.353	14	10	SUTHERLAND	1:52.724	1:53.273	0.549
16	3	TAYLOR	43.882	124	RODINK	43.143	12	RENDELL	26.443	15	17	CARNE	1:52.910	1:52.910	0.000
17	17	CARNE	43.916	65	OWENS	43.810	3	TAYLOR	26.774	16	124	RODINK	1:53.732	1:53.944	0.212
18	124	RODINK	44.236	3	TAYLOR	43.916	35	LODGE	26.887	17	3	TAYLOR	1:54.572	1:54.742	0.170
19	36	URIBE	44.241	43	SHELTON	43.994	43	SHELTON	26.915	18	36	URIBE	1:55.300	1:55.977	0.677
20	41	WARD	44.252	36	URIBE	44.079	65	OWENS	26.936	19	41	WARD	1:55.514	1:55.876	0.362
21	24	COSTILLA	44.727	41	WARD	44.188	36	URIBE	26.980	20	65	OWENS	1:55.519	1:55.714	0.195
22	35	LODGE	44.760	99	LOURENCO	44.290	24	COSTILLA	27.002	21	43	SHELTON	1:55.868	1:55.868	0.000
23	65	OWENS	44.773	24	COSTILLA	44.303	22	WADDELOW	27.060	22	24	COSTILLA	1:56.032	1:56.038	0.006
24	11	THOMAS	44.918	81	PEDERSEN	44.402	81	PEDERSEN	27.061	23	35	LODGE	1:56.112	1:56.112	0.000
25	43	SHELTON	44.959	35	LODGE	44.465	41	WARD	27.074	24	81	PEDERSEN	1:56.710	1:57.077	0.367
26	22	WADDELOW	45.042	32	SVENSSON	44.765	99	LOURENCO	27.258	25	22	WADDELOW	1:57.004	1:57.528	0.524
27	44	BAYFORD	45.158	44	BAYFORD	44.826	88	ROLLO	27.326	26	11	THOMAS	1:57.181	1:57.279	0.098
28	88	ROLLO	45.218	11	THOMAS	44.879	44	BAYFORD	27.356	27	99	LOURENCO	1:57.288	1:57.347	0.059
29	81	PEDERSEN	45.247	22	WADDELOW	44.902	11	THOMAS	27.384	28	44	BAYFORD	1:57.340	1:57.527	0.187
30	77	VERNON	45.466	88	ROLLO	45.280	25	BROUWERS	27.634	29	88	ROLLO	1:57.824	1:58.486	0.662
31	42	HOBSON	45.655	25	BROUWERS	45.358	13	BURMAN	27.694	30	32	SVENSSON	1:58.240	1:58.387	0.147
32	99	LOURENCO	45.740	77	VERNON	45.530	32	SVENSSON	27.722	31	77	VERNON	1:58.912	1:59.264	0.352
33	32	SVENSSON	45.753	13	BURMAN	45.582	77	VERNON	27.916	32	25	BROUWERS	1:59.072	1:59.072	0.000
34	164	BARNARD	45.827	164	BARNARD	45.775	42	HOBSON	27.961	33	13	BURMAN	1:59.137	1:59.137	0.000
35	13	BURMAN	45.861	46	HERMANSSON	45.803	28	KOOPMAN	28.364	34	42	HOBSON	1:59.760	1:59.805	0.045
36	25	BROUWERS	46.080	42	HOBSON	46.144	46	HERMANSSON	28.435	35	164	BARNARD	2:00.276	2:00.504	0.228
37	28	KOOPMAN	46.455	28	KOOPMAN	46.405	258	VAN DE WALL	28.445	36	46	HERMANSSON	2:00.752	2:01.820	1.068
38	46	HERMANSSON	46.514	258	VAN DE WALL	46.851	164	BARNARD	28.674	37	28	KOOPMAN	2:01.224	2:01.534	0.310
39	258	VAN DE WALL	47.296							38	258	VAN DE WALL	2:02.592	2:02.592	0.000
										39	74	PERSSON		1:52.723	

Weather / Track : Cloudy / Dry

Results can be found at www.tsl-timing.com

Assen

Circuit Length = 2.8222 miles

Start: 14:15 Flag 14:35 End: 14:36

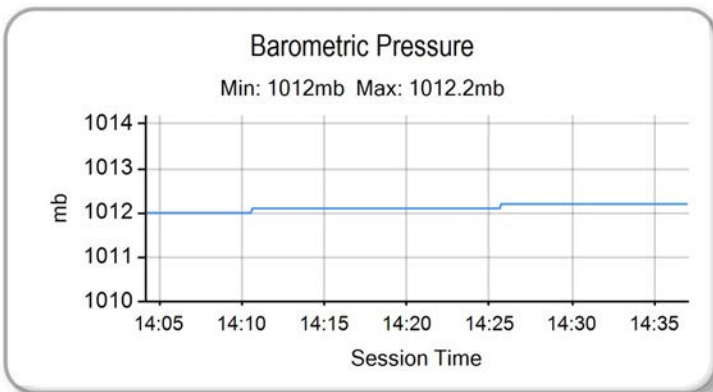
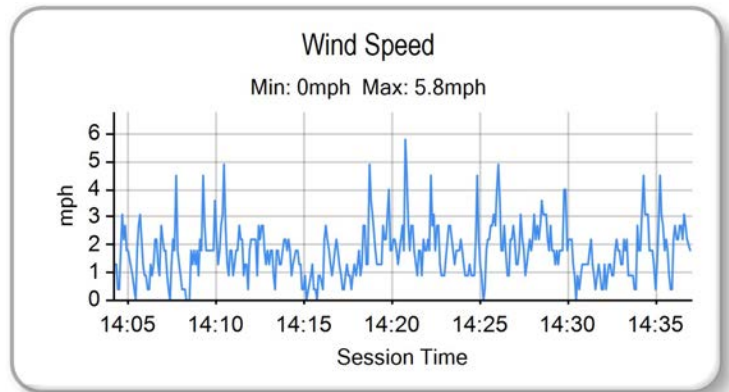
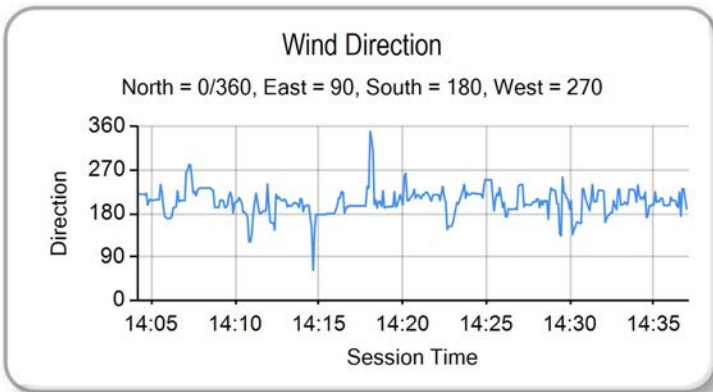
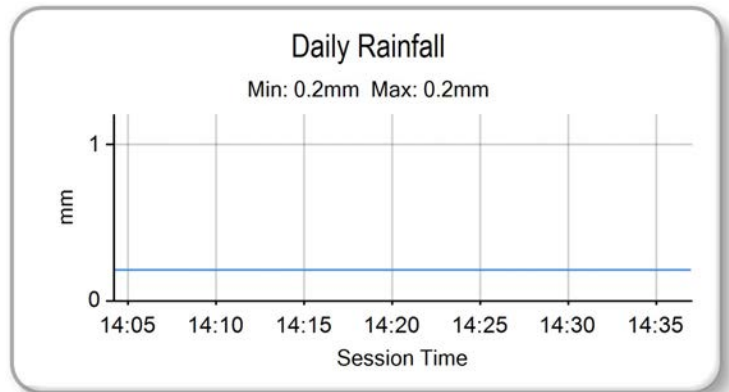
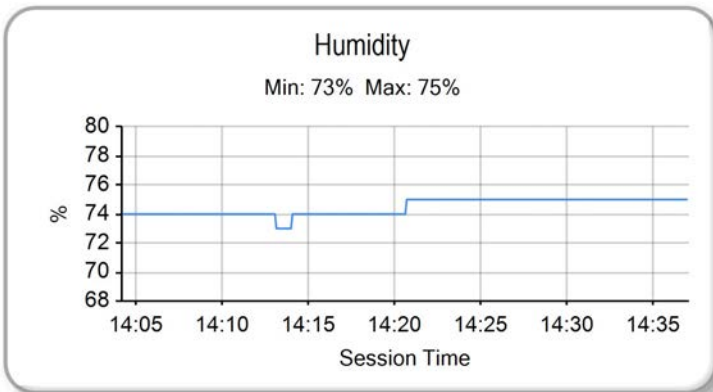
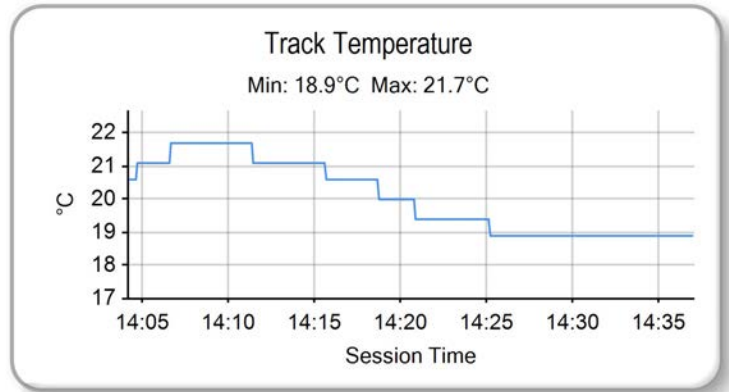
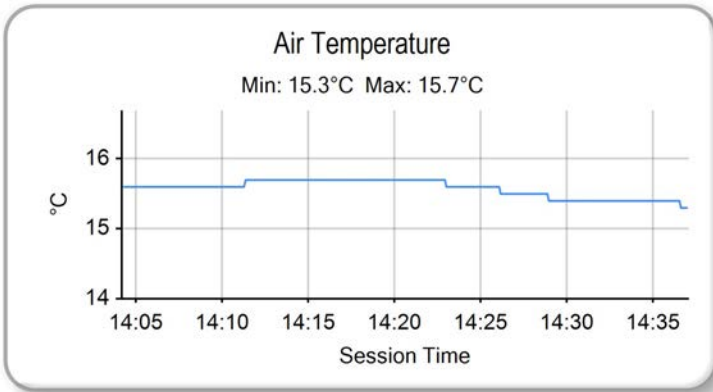
Printed - 14:40 Friday, 20 September 2013

MCRCB BULLETIN TK040

2013 MCE British Superbike Championship - Round 10

2013 Monster Energy British Motostar Championship

FREE PRACTICE 2 - WEATHER CONDITIONS



Weather / Track : Cloudy / Dry

Results can be found at www.tsl-timing.com

Assen
Circuit Length = 2.8222 miles
Start: 14:15 Flag 14:35 End: 14:36

Printed - 14:40 Friday, 20 September 2013

QUALIFYING 1 - CLASSIFICATION



POS	NO	CL	PIC NAME	ENTRY	TIME	ON	LAPS	GAP	DIFF	MPH
1	21	D	1 Jerry VAN DE BUNT	Honda -	1:47.218	6	13			94.76
2	64	D	2 Bo BENDSNEIJDER	Honda -	1:47.551	4	13	0.333	0.333	94.46
3	61	D	3 Ernst DUBBINK	Ten Kate Honda -	1:47.844	12	12	0.626	0.293	94.21
4	67		1 Andy REID	Honda - RS Racing	1:48.404	11	13	1.186	0.560	93.72
5	71	D	4 Thomas VAN LEEUWEN	Honda - Racing Team Vanleeuwen	1:48.407	11	13	1.189	0.003	93.72
6	34	M3	1 Jordan WEAVING	KTM - Jordan Racing / Burkert	1:48.675	5	13	1.457	0.268	93.49
7	66	M3	2 Joe IRVING	KTM - RS Racing / The Toad and Tatle Pub	1:48.676	10	13	1.458	0.001	93.49
8	142	D	5 Brian SLOOTEN	Bakker -	1:49.484	3	9	2.266	0.808	92.80
9	40	M3	3 Joe FRANCIS	Honda - Team WD40	1:49.495	3	7	2.277	0.011	92.79
10	95	M3	4 Tarran MACKENZIE	KTM - Redline KTM	1:49.499	11	13	2.281	0.004	92.78
11	26	D	6 Jorel BOERBOOM	Honda -	1:50.597	12	13	3.379	1.098	91.86
12	12		2 Edward RENDELL	Honda - Banks Racing	1:50.781	12	12	3.563	0.184	91.71
13	10		3 Peter SUTHERLAND	Aprilia - Kinpac Racing / Floorcoat UK	1:51.160	2	11	3.942	0.379	91.40
14	122	D	7 Ricardo BRINK	Honda - Autolakservice Remar Ljss	1:51.503	13	13	4.285	0.343	91.12
15	124	D	8 Tasia RODINK	Honda -	1:51.515	6	8	4.297	0.012	91.11
16	17		4 Tom CARNE	Honda - TC Racing / SP125 racing	1:51.727	10	13	4.509	0.212	90.93
17	74	M3	5 Alex PERSSON	Honda - Nordgren Racing	1:51.747	12	12	4.529	0.020	90.92
18	3		5 Taz TAYLOR	Luyten Honda - FPW Racing	1:51.868	13	13	4.650	0.121	90.82
19	41		6 Milo WARD	Luyten Honda - FPW Racing	1:52.674	8	8	5.456	0.806	90.17
20	35		7 Elliot LODGE	Honda - SP125 / SpikeRacing	1:53.256	10	10	6.038	0.582	89.70
21	24		8 Daniel COSTILLA	Honda - Repli-Cast UK	1:53.811	12	13	6.593	0.555	89.27
22	43		9 Arnie SHELTON	Honda - e3 motorsport	1:53.889	6	6	6.671	0.078	89.21
23	11		10 Joseph THOMAS	Honda - Moto UK Racing	1:54.478	5	10	7.260	0.589	88.75
24	88		11 Lewis ROLLO	Honda - RCD Motorsport	1:54.490	5	9	7.272	0.012	88.74
25	25	D	9 Mike BROUWERS	Honda -	1:54.587	5	11	7.369	0.097	88.66
26	65		12 Josh OWENS	Honda - JPL / George Roberts	1:54.604	12	12	7.386	0.017	88.65
27	44		13 Jake BAYFORD	Honda - j4ke.com	1:54.726	9	12	7.508	0.122	88.56
28	22		14 Stephanie WADDELOW	Honda - SP125 / Flossy Racing	1:54.754	10	12	7.536	0.028	88.53
29	81		15 Hans PEDERSEN	Honda - Nordgren Racing	1:54.789	8	11	7.571	0.035	88.51
30	46		16 Daniel HERMANSSON	Honda -	1:54.920	11	11	7.702	0.131	88.41
31	99	D	10 Miguel LOURENCO	Honda - Laomn / RTNN	1:55.123	9	12	7.905	0.203	88.25
32	28	D	11 Dennis KOOPMAN	Honda -	1:55.237	10	12	8.019	0.114	88.16
33	32		17 Martin SVENSSON	Honda -	1:55.317	7	12	8.099	0.080	88.10
34	42	M3	6 James HOBSON	Honda - Two 4 Motorsport	1:55.620	12	12	8.402	0.303	87.87
35	77		18 Jason VERNON	Honda - SGR Racing	1:56.070	11	11	8.852	0.450	87.53
36	36		19 Jayson URIBE	Honda - Rock and Sons Racing	1:56.543	3	5	9.325	0.473	87.17
37	13	M3	7 Sam BURMAN	Honda - WNT / Burman Racing	1:56.597	2	12	9.379	0.054	87.13
38	258	D	12 Matthijs VAN DE WALL	Honda -	1:57.711	12	12	10.493	1.114	86.31

QUALIFYING LAPTIME (110.0% of 1:47.218) = 1:57.939

39	164		20 Dylan BARNARD	Honda - Cresswell Racing	1:58.981	5	6	11.763	1.270	85.39
----	-----	--	------------------	--------------------------	----------	---	---	--------	-------	-------

Weather / Track : Cloudy / Dry

These results are provisional until the conclusion of any judicial and technical matters.

Assen

Circuit Length = 2.8222 miles

Start: 16:55 Flag 17:20 End: 17:22

Race Director :	Stewards :	Timekeeper :
-----------------	------------	--------------

Results can be found at www.britishsuperbike.com

Printed - 17:23 Friday, 20 September 2013

MCRCB BULLETIN TK058

2013 MCE British Superbike Championship - Round 10

2013 Monster Energy British Motostar Championship

QUALIFYING 1 - SECTOR ANALYSIS

SECTOR 1 = FL to I1, SECTOR 2 = I1 to I2, SECTOR 3 = I2 to FL, DIFF = Difference To Personal Best Lap

P1	21	D Jerry VAN DE BUNT		Honda -						
LAP	SECTOR 1		SECTOR 2		SECTOR 3		LAP TIME	MPH	DIFF	TIME OF DAY
1 -	42.481	124.7	42.186	25.410	104.0	1:50.077	92.30	2.859	16:58:48.258	
2 -	42.158	125.4	41.353	25.080	104.5	1:48.591	93.56	1.373	17:00:36.849	
3 -	41.669	127.8	42.924	28.142	101.8	1:52.735	90.12	5.517	17:02:29.584	
4 -	41.976	124.0	41.155	25.123	102.8	1:48.254	93.85	1.036	17:04:17.838	
5 -	42.634	119.6	41.568	25.051	105.0	1:49.253	92.99	2.035	17:06:07.091	
6 -	41.486	125.6	40.908	24.824	105.8	1:47.218 (1)	94.76		17:07:54.309	
7 -	42.789	119.6	41.433	25.437	104.5	1:49.659	92.65	2.441	17:09:43.968	
8 -	42.251	123.3	42.614	26.047	104.3	1:50.912	91.60	3.694	17:11:34.880	
9 -	41.823	125.4	40.932	25.081	105.5	1:47.836 (3)	94.21	0.618	17:13:22.716	
10 -	42.158	123.8	41.467	25.064	104.3	1:48.689	93.47	1.471	17:15:11.405	
11 -	41.662	124.5	40.880	25.084	103.3	1:47.626 (2)	94.40	0.408	17:16:59.031	
12 -	43.511	124.5	41.510	25.528	104.5	1:50.549	91.90	3.331	17:18:49.580	
13 -	42.572	124.2	41.030	25.776	96.2	1:49.378	92.89	2.160	17:20:38.958	

P2	64	D Bo BENDSNEIJDER		Honda -						
LAP	SECTOR 1		SECTOR 2		SECTOR 3		LAP TIME	MPH	DIFF	TIME OF DAY
1 -	43.487	93.5	43.094	25.085	104.0	1:51.666	90.98	4.115	16:58:50.147	
2 -	41.947	122.2	41.130	25.035	103.8	1:48.112	93.97	0.561	17:00:38.259	
3 -	41.934	122.2	43.132	27.591	103.5	1:52.657	90.18	5.106	17:02:30.916	
4 -	41.798	122.9	40.862	24.891	103.3	1:47.551 (1)	94.46		17:04:18.467	
5 -	41.711	124.2	41.244	25.212	102.1	1:48.167	93.93	0.616	17:06:06.634	
6 -	47.574	115.3	43.624	25.502	103.3	1:56.700	87.06	9.149	17:08:03.334	
7 -	41.916	123.5	41.264	25.224	103.3	1:48.404	93.72	0.853	17:09:51.738	
8 -	41.646	122.4	41.145	25.170	103.0	1:47.961 (3)	94.10	0.410	17:11:39.699	
9 -	41.768	121.5	41.253	25.316	102.8	1:48.337	93.78	0.786	17:13:28.036	
10 -	41.791	121.5	40.989	25.221	103.5	1:48.001	94.07	0.450	17:15:16.037	
11 -	41.758	121.5	45.054	26.275	103.3	1:53.087	89.84	5.536	17:17:09.124	
12 -	41.863	122.2	41.341	25.012	103.8	1:48.216	93.88	0.665	17:18:57.340	
13 -	41.734	123.3	41.116	24.937	104.0	1:47.787 (2)	94.26	0.236	17:20:45.127	

P3	61	D Ernst DUBBINK		Ten Kate Honda -						
LAP	SECTOR 1		SECTOR 2		SECTOR 3		LAP TIME	MPH	DIFF	TIME OF DAY
1 -	43.093	123.3	41.936	25.197	103.5	1:50.226	92.17	2.382	17:00:13.991	
2 -	43.044	124.0	41.486	25.226	103.5	1:49.756	92.57	1.912	17:02:03.747	
3 -	42.272	124.0	41.456	25.146	103.8	1:48.874	93.32	1.030	17:03:52.621	
4 -	42.127	124.2	41.231	25.069	103.8	1:48.427	93.70	0.583	17:05:41.048	
5 -	42.015	124.5	40.996	25.025	103.5	1:48.036 (3)	94.04	0.192	17:07:29.084	
6 -	41.912	123.3	41.069	25.085	104.5	1:48.066	94.01	0.222	17:09:17.150	
7 -	42.451	124.2	41.844	25.162	104.0	1:49.457	92.82	1.613	17:11:06.607	
8 -	41.551	126.1	41.616	25.257	104.0	1:48.424	93.70	0.580	17:12:55.031	
9 -	41.972	124.5	40.908	24.993	104.5	1:47.873 (2)	94.18	0.029	17:14:42.904	
10 -	42.105	125.9	42.761	25.112	103.8	1:49.978	92.38	2.134	17:16:32.882	
11 -	41.827	124.9	41.337	25.181	104.0	1:48.345	93.77	0.501	17:18:21.227	
12 -	41.880	123.5	41.000	24.964	104.5	1:47.844 (1)	94.21		17:20:09.071	

P4	67	Andy REID		Honda - RS Racing						
LAP	SECTOR 1		SECTOR 2		SECTOR 3		LAP TIME	MPH	DIFF	TIME OF DAY
1 -	42.620	122.2	41.679	25.645	100.9	1:49.944	92.41	1.540	16:58:42.272	
2 -	42.589	120.4	41.723	25.516	102.3	1:49.828	92.50	1.424	17:00:32.100	
3 -	42.600	121.3	41.274	25.238	102.8	1:49.112	93.11	0.708	17:02:21.212	
4 -	42.199	122.2	41.335	25.240	103.0	1:48.774 (2)	93.40	0.370	17:04:09.986	
5 -	42.108	122.2	45.093	26.240	102.5	1:53.441	89.56	5.037	17:06:03.427	
6 -	43.600	122.9	41.431	25.506	99.9	1:50.537	91.91	2.133	17:07:53.964	
7 -	42.708	120.4	41.345	25.565	101.6	1:49.618	92.68	1.214	17:09:43.582	
8 -	42.594	122.4	41.593	25.243	102.5	1:49.430	92.84	1.026	17:11:33.012	
9 -	42.452	120.2	41.747	25.333	103.3	1:49.532	92.75	1.128	17:13:22.544	
10 -	43.049	122.2	41.454	24.917	104.0	1:49.420	92.85	1.016	17:15:11.964	
11 -	41.885	123.5	41.251	25.268	100.9	1:48.404 (1)	93.72		17:17:00.368	
12 -	42.474	123.1	41.355	25.148	102.5	1:48.977 (3)	93.23	0.573	17:18:49.345	

Assen

Circuit Length = 2.8222 miles

Start: 16:55 Flag 17:20 End: 17:22

Weather / Track : Cloudy / Dry

MCRCB BULLETIN TK058

2013 MCE British Superbike Championship - Round 10

2013 Monster Energy British Motostar Championship

QUALIFYING 1 - SECTOR ANALYSIS

SECTOR 1 = FL to I1, SECTOR 2 = I1 to I2, SECTOR 3 = I2 to FL, DIFF = Difference To Personal Best Lap

13 - 42.227 119.6 41.552 25.784 100.4 1:49.563 92.73 1.159 17:20:38.908

P5		71 D		Thomas VAN LEEUWEN		Honda - Racing Team Vanleeuwen				
LAP	SECTOR 1		SECTOR 2		SECTOR 3		LAP TIME	MPH	DIFF	TIME OF DAY
1 -	43.020	125.9	42.664	25.628	103.5	1:51.312	91.27	2.905	16:58:45.353	
2 -	42.727	126.1	41.680	25.416	103.3	1:49.823	92.51	1.416	17:00:35.176	
3 -	42.417	124.5	41.602	25.361	103.0	1:49.380	92.88	0.973	17:02:24.556	
4 -	42.561	123.5	41.644	25.419	103.5	1:49.624	92.68	1.217	17:04:14.180	
5 -	42.042	124.0	41.193	25.501	103.0	1:48.736	93.43	0.329	17:06:02.916	
6 -	44.347	111.2	42.724	25.105	103.8	1:52.176	90.57	3.769	17:07:55.092	
7 -	42.853	118.3	41.734	25.013	105.3	1:49.600	92.70	1.193	17:09:44.692	
8 -	41.977	126.6	42.396	26.094	104.8	1:50.467	91.97	2.060	17:11:35.159	
9 -	42.343	125.6	41.205	25.083	102.3	1:48.631 (3)	93.52	0.224	17:13:23.790	
10 -	41.900	126.6	41.790	24.889	104.8	1:48.579 (2)	93.57	0.172	17:15:12.369	
11 -	41.953	126.6	41.373	25.081	103.0	1:48.407 (1)	93.72		17:17:00.776	
12 -	43.707	125.4	41.439	25.977	105.0	1:51.123	91.43	2.716	17:18:51.899	
13 -	41.945	128.3	41.386	25.443	101.8	1:48.774	93.40	0.367	17:20:40.673	

P6		34 M3		Jordan WEAVING		KTM - Jordan Racing / Burkert				
LAP	SECTOR 1		SECTOR 2		SECTOR 3		LAP TIME	MPH	DIFF	TIME OF DAY
1 -	42.785	122.9	41.693	25.535	103.0	1:50.013	92.35	1.338	16:58:49.486	
2 -	43.140	123.1	41.200	25.388	103.5	1:49.728	92.59	1.053	17:00:39.214	
3 -	42.933	122.4	41.082	26.391	101.8	1:50.406	92.02	1.731	17:02:29.620	
4 -	42.551	123.5	41.259	25.291	104.0	1:49.101 (3)	93.12	0.426	17:04:18.721	
5 -	42.020	124.0	41.165	25.490	104.3	1:48.675 (1)	93.49		17:06:07.396	
6 -	42.607	120.4	41.541	25.574	102.8	1:49.722	92.59	1.047	17:07:57.118	
7 -	43.181	109.2	46.842	25.467	102.8	1:55.490	87.97	6.815	17:09:52.608	
8 -	42.114	122.6	41.388	25.522	101.1	1:49.024 (2)	93.19	0.349	17:11:41.632	
9 -	42.592	121.5	41.591	25.903	102.3	1:50.086	92.29	1.411	17:13:31.718	
10 -	43.183	120.9	41.701	25.783	102.8	1:50.667	91.80	1.992	17:15:22.385	
11 -	42.250	122.4	41.418	25.487	102.8	1:49.155	93.08	0.480	17:17:11.540	
12 -	42.412	122.6	41.618	25.682	101.1	1:49.712	92.60	1.037	17:19:01.252	
13 -	42.695	121.7	41.173	25.482	104.3	1:49.350	92.91	0.675	17:20:50.602	

P7		66 M3		Joe IRVING		KTM - RS Racing / The Toad and Tatle Pub				
LAP	SECTOR 1		SECTOR 2		SECTOR 3		LAP TIME	MPH	DIFF	TIME OF DAY
1 -	43.280	123.5	42.639	25.760	102.5	1:51.679	90.97	3.003	16:58:45.196	
2 -	42.683	122.6	42.052	25.580	103.5	1:50.315	92.10	1.639	17:00:35.511	
3 -	42.237	125.4	41.717	25.259	105.0	1:49.213 (3)	93.03	0.537	17:02:24.724	
4 -	42.283	123.5	42.056	25.525	103.5	1:49.864	92.47	1.188	17:04:14.588	
5 -	42.485	123.5	41.550	25.457	103.5	1:49.492	92.79	0.816	17:06:04.080	
6 -	42.513	123.3	41.683	25.778	101.3	1:49.974	92.38	1.298	17:07:54.054	
7 -	42.910	123.3	41.319	25.362	103.8	1:49.591	92.70	0.915	17:09:43.645	
8 -	42.478	124.9	41.839	25.202	104.3	1:49.519	92.77	0.843	17:11:33.164	
9 -	42.497	124.2	41.835	25.512	105.0	1:49.844	92.49	1.168	17:13:23.008	
10 -	42.361	122.9	41.236	25.079	104.3	1:48.676 (1)	93.49		17:15:11.684	
11 -	41.979	123.3	41.270	25.473	100.2	1:48.722 (2)	93.45	0.046	17:17:00.406	
12 -	43.260	124.7	41.936	25.978	103.0	1:51.174	91.38	2.498	17:18:51.580	
13 -	42.140	125.4	41.757	25.429	104.0	1:49.326	92.93	0.650	17:20:40.906	

P8		142 D		Brian SLOOTEN		Bakker -				
LAP	SECTOR 1		SECTOR 2		SECTOR 3		LAP TIME	MPH	DIFF	TIME OF DAY
1 -	42.881	122.9	42.067	25.846	101.3	1:50.794	91.70	1.310	16:58:45.812	
2 -	42.564	124.7	41.948	25.535	101.8	1:50.047 (3)	92.32	0.563	17:00:35.859	
3 -	42.503	123.8	41.664	25.317	101.8	1:49.484 (1)	92.80		17:02:25.343	
4 -	42.156	124.0	41.725	25.668	102.3	1:49.549 (2)	92.74	0.065	17:04:14.892	
5 -	42.496	124.2	41.649		IN PIT	1:56.714 P	87.05	7.230	17:06:11.606	
6 -	OUTLAP	118.1	42.899	25.987	100.9	4:40.214	36.25	2:50.730	17:10:51.820	
7 -	42.671	122.0	42.481	26.670	99.5	1:51.822	90.86	2.338	17:12:43.642	
8 -	42.878	121.1	41.739	26.452	99.0	1:51.069	91.47	1.585	17:14:34.711	
9 -	44.564	117.3	43.973		IN PIT	2:02.418 P	82.99	12.934	17:16:37.129	

Weather / Track : Cloudy / Dry

Assen

Circuit Length = 2.8222 miles

Start: 16:55 Flag 17:20 End: 17:22

MCRCB BULLETIN TK058

2013 MCE British Superbike Championship - Round 10

2013 Monster Energy British Motostar Championship

QUALIFYING 1 - SECTOR ANALYSIS

SECTOR 1 = FL to I1, SECTOR 2 = I1 to I2, SECTOR 3 = I2 to FL, DIFF = Difference To Personal Best Lap

P9		40 M3		Joe FRANCIS		Honda - Team WD40			
LAP	SECTOR 1	SECTOR 2	SECTOR 3	LAP TIME	MPH	DIFF	TIME OF DAY		
1 -	OUTLAP	122.2	42.203	25.720	102.1	3:00.434	56.30	1:10.939	17:00:04.430
2 -	42.602	123.3	41.781	25.560	101.8	1:49.943 (3)	92.41	0.448	17:01:54.373
3 -	42.449	122.4	41.500	25.546	101.8	1:49.495 (1)	92.79		17:03:43.868
4 -	42.162	122.4	41.624	25.772	101.6	1:49.558 (2)	92.73	0.063	17:05:33.426
5 -	46.835	107.8	48.436	IN PIT		2:09.844 P	78.24	20.349	17:07:43.270
6 -	OUTLAP	104.5	45.955	IN PIT		5:20.646 P	31.68	3:31.151	17:13:03.916
7 -	OUTLAP	109.2	45.348	IN PIT		4:13.460 P	40.08	2:23.965	17:17:17.376

P10		95 M3		Tarran MACKENZIE		KTM - Redline KTM			
LAP	SECTOR 1	SECTOR 2	SECTOR 3	LAP TIME	MPH	DIFF	TIME OF DAY		
1 -	43.408	124.9	42.729	26.674	103.0	1:52.811	90.06	3.312	16:59:00.428
2 -	44.051	124.2	42.678	26.022	102.5	1:52.751	90.11	3.252	17:00:53.179
3 -	42.850	123.1	41.794	26.125	102.8	1:50.769	91.72	1.270	17:02:43.948
4 -	42.564	122.9	41.747	25.564	102.8	1:49.875	92.47	0.376	17:04:33.823
5 -	42.369	124.5	41.720	25.739	103.0	1:49.828	92.50	0.329	17:06:23.651
6 -	42.397	122.9	41.661	25.487	103.3	1:49.545 (2)	92.74	0.046	17:08:13.196
7 -	42.451	122.2	41.757	25.806	103.5	1:50.014	92.35	0.515	17:10:03.210
8 -	42.812	122.6	41.603	25.414	103.3	1:49.829	92.50	0.330	17:11:53.039
9 -	42.222	123.8	41.853	25.604	103.5	1:49.679 (3)	92.63	0.180	17:13:42.718
10 -	42.460	123.1	41.956	25.661	103.5	1:50.077	92.30	0.578	17:15:32.795
11 -	42.322	123.3	41.604	25.573	103.0	1:49.499 (1)	92.78		17:17:22.294
12 -	42.703	122.4	41.970	25.893	103.5	1:50.566	91.89	1.067	17:19:12.860
13 -	42.389	122.2	41.844	25.538	104.0	1:49.771	92.55	0.272	17:21:02.631

P11		26 D		Jorel BOERBOOM		Honda -			
LAP	SECTOR 1	SECTOR 2	SECTOR 3	LAP TIME	MPH	DIFF	TIME OF DAY		
1 -	44.144	121.1	43.187	26.044	101.1	1:53.375	89.61	2.778	16:58:54.134
2 -	43.380	120.6	42.785	25.921	100.4	1:52.086	90.64	1.489	17:00:46.220
3 -	43.315	120.4	42.491	26.150	100.4	1:51.956	90.75	1.359	17:02:38.176
4 -	49.028	121.3	42.686	26.444	99.0	1:58.158	85.98	7.561	17:04:36.334
5 -	43.335	120.2	45.867	29.032	100.9	1:58.234	85.93	7.637	17:06:34.568
6 -	43.591	116.3	43.599	26.206	102.3	1:53.396	89.59	2.799	17:08:27.964
7 -	43.634	124.0	42.819	26.029	101.3	1:52.482	90.32	1.885	17:10:20.446
8 -	43.377	123.1	42.615	25.845	101.3	1:51.837	90.84	1.240	17:12:12.283
9 -	42.749	122.0	42.827	25.870	100.9	1:51.446 (3)	91.16	0.849	17:14:03.729
10 -	47.608	121.5	43.113	25.948	101.6	1:56.669	87.08	6.072	17:16:00.398
11 -	43.127	121.1	42.597	26.226	101.8	1:51.950	90.75	1.353	17:17:52.348
12 -	42.737	123.8	41.920	25.940	100.9	1:50.597 (1)	91.86		17:19:42.945
13 -	43.012	120.2	42.363	25.773	101.8	1:51.148 (2)	91.41	0.551	17:21:34.093

P12		12		Edward RENDELL		Honda - Banks Racing			
LAP	SECTOR 1	SECTOR 2	SECTOR 3	LAP TIME	MPH	DIFF	TIME OF DAY		
1 -	43.863	115.9	42.895	26.473	99.9	1:53.231	89.72	2.450	16:59:14.796
2 -	44.811	117.3	42.220	26.004	99.5	1:53.035	89.88	2.254	17:01:07.831
3 -	44.031	117.5	42.444	26.133	99.3	1:52.608	90.22	1.827	17:03:00.439
4 -	43.162	117.1	42.110	26.076	99.7	1:51.348	91.24	0.567	17:04:51.787
5 -	43.017	117.5	42.207	26.003	99.0	1:51.227	91.34	0.446	17:06:43.014
6 -	42.719	118.1	42.034	26.355	100.2	1:51.108 (3)	91.44	0.327	17:08:34.122
7 -	42.927	117.7	41.855	26.324	97.5	1:51.106 (2)	91.44	0.325	17:10:25.228
8 -	43.258	117.5	42.058	IN PIT		1:59.022 P	85.36	8.241	17:12:24.250
9 -	OUTLAP	116.9	42.604	26.425	96.2	2:42.255	62.61	51.474	17:15:06.505
10 -	43.553	116.9	42.191	26.196	99.7	1:51.940	90.76	1.159	17:16:58.445
11 -	43.230	118.1	42.265	25.975	100.6	1:51.470	91.14	0.689	17:18:49.915
12 -	42.998	118.5	41.856	25.927	98.8	1:50.781 (1)	91.71		17:20:40.696

Weather / Track : Cloudy / Dry

Assen

Circuit Length = 2.8222 miles

Start: 16:55 Flag 17:20 End: 17:22

MCRCB BULLETIN TK058

2013 MCE British Superbike Championship - Round 10

2013 Monster Energy British Motostar Championship

QUALIFYING 1 - SECTOR ANALYSIS

SECTOR 1 = FL to I1, SECTOR 2 = I1 to I2, SECTOR 3 = I2 to FL, DIFF = Difference To Personal Best Lap

P13	10	Peter SUTHERLAND		Aprilia - Kinpac Racing / Floorcoat UK						
LAP	SECTOR 1		SECTOR 2	SECTOR 3		LAP TIME	MPH	DIFF	TIME OF DAY	
1 -	43.542	120.6	42.463	25.709	100.6	1:51.714 (2)	90.94	0.554	16:58:46.110	
2 -	43.107	120.6	42.163	25.890	100.9	1:51.160 (1)	91.40		17:00:37.270	
3 -	43.264	120.6	42.078	26.929	97.9	1:52.271	90.49	1.111	17:02:29.541	
4 -	44.187	118.3	42.550	25.965	99.5	1:52.702	90.15	1.542	17:04:22.243	
5 -	43.735	118.7	42.365	25.948	99.9	1:52.048	90.67	0.888	17:06:14.291	
6 -	43.684	118.7	42.224	25.979	97.3	1:51.887 (3)	90.80	0.727	17:08:06.178	
7 -	46.081	110.7	44.140	IN PIT		2:07.111 P	79.93	15.951	17:10:13.289	
8 -	OUTLAP	118.5	43.165	25.843	99.9	4:30.439	37.56	2:39.279	17:14:43.728	
9 -	43.599	118.7	42.604	25.978	100.6	1:52.181	90.56	1.021	17:16:35.909	
10 -	43.822	119.6	43.061	25.882	99.7	1:52.765	90.10	1.605	17:18:28.674	
11 -	43.286	118.5	42.504	26.290	100.2	1:52.080	90.65	0.920	17:20:20.754	

P14	122 D	Ricardo BRINK		Honda - Autolakservice Remar Ljss						
LAP	SECTOR 1		SECTOR 2	SECTOR 3		LAP TIME	MPH	DIFF	TIME OF DAY	
1 -	44.562	120.9	43.236	26.942	100.4	1:54.740	88.54	3.237	16:59:00.601	
2 -	44.634	119.1	42.991	26.316	100.4	1:53.941	89.17	2.438	17:00:54.542	
3 -	44.092	120.0	43.138	26.261	100.9	1:53.491	89.52	1.988	17:02:48.033	
4 -	43.996	116.9	43.046	26.303	99.9	1:53.345	89.63	1.842	17:04:41.378	
5 -	43.369	118.7	42.970	26.381	99.9	1:52.720	90.13	1.217	17:06:34.098	
6 -	43.929	117.5	43.148	26.413	99.7	1:53.490	89.52	1.987	17:08:27.588	
7 -	43.806	117.5	43.337	26.126	100.6	1:53.269	89.69	1.766	17:10:20.857	
8 -	43.392	120.0	42.606	26.218	99.9	1:52.216 (3)	90.54	0.713	17:12:13.073	
9 -	42.937	120.0	42.697	26.849	96.2	1:52.483	90.32	0.980	17:14:05.556	
10 -	43.549	119.6	42.621	26.034	99.9	1:52.204 (2)	90.55	0.701	17:15:57.760	
11 -	43.650	118.9	43.889	26.262	100.9	1:53.801	89.28	2.298	17:17:51.561	
12 -	43.342	120.0	44.017	26.207	100.9	1:53.566	89.46	2.063	17:19:45.127	
13 -	42.963	119.4	42.439	26.101	101.3	1:51.503 (1)	91.12		17:21:36.630	

P15	124 D	Tasia RODINK		Honda -						
LAP	SECTOR 1		SECTOR 2	SECTOR 3		LAP TIME	MPH	DIFF	TIME OF DAY	
1 -	44.665	120.2	43.167	26.595	102.1	1:54.427	88.79	2.912	16:58:59.861	
2 -	44.635	120.0	43.136	26.136	101.6	1:53.907	89.19	2.392	17:00:53.768	
3 -	44.669	118.5	42.641	26.119	100.9	1:53.429	89.57	1.914	17:02:47.197	
4 -	43.696	118.1	42.565	26.030	101.3	1:52.291	90.48	0.776	17:04:39.488	
5 -	43.368	118.3	42.496	26.034	101.3	1:51.898 (2)	90.79	0.383	17:06:31.386	
6 -	43.398	118.3	42.201	25.916	100.4	1:51.515 (1)	91.11		17:08:22.901	
7 -	43.368	117.7	42.156	26.521	97.7	1:52.045 (3)	90.67	0.530	17:10:14.946	
8 -	45.189	115.9	43.275	IN PIT		2:02.383 P	83.01	10.868	17:12:17.329	

P16	17	Tom CARNE		Honda - TC Racing / SP125 racing						
LAP	SECTOR 1		SECTOR 2	SECTOR 3		LAP TIME	MPH	DIFF	TIME OF DAY	
1 -	44.940	122.6	44.142	26.856	100.9	1:55.938	87.63	4.211	16:58:59.687	
2 -	44.592	120.9	43.232	26.633	101.6	1:54.457	88.76	2.730	17:00:54.144	
3 -	44.996	124.9	44.382	26.660	101.3	1:56.038	87.55	4.311	17:02:50.182	
4 -	43.990	123.1	42.821	26.373	100.6	1:53.184	89.76	1.457	17:04:43.366	
5 -	43.321	121.3	42.596	26.112	101.6	1:52.029 (3)	90.69	0.302	17:06:35.395	
6 -	43.251	122.2	42.647	26.585	101.6	1:52.483	90.32	0.756	17:08:27.878	
7 -	43.502	123.3	42.733	26.251	100.9	1:52.486	90.32	0.759	17:10:20.364	
8 -	43.393	122.2	42.511	26.365	101.6	1:52.269	90.49	0.542	17:12:12.633	
9 -	42.969	121.7	43.506	26.443	101.6	1:52.918	89.97	1.191	17:14:05.551	
10 -	43.168	121.7	42.727	25.832	101.6	1:51.727 (1)	90.93		17:15:57.278	
11 -	43.840	118.5	43.889	26.334	101.3	1:54.063	89.07	2.336	17:17:51.341	
12 -	43.215	121.7	42.253	26.296	102.3	1:51.764 (2)	90.90	0.037	17:19:43.105	
13 -	43.489	125.2	42.937	26.818	97.3	1:53.244	89.71	1.517	17:21:36.349	

P17	74 M3	Alex PERSSON		Honda - Nordgren Racing						
LAP	SECTOR 1		SECTOR 2	SECTOR 3		LAP TIME	MPH	DIFF	TIME OF DAY	
1 -	43.739	120.4	44.166	26.618	100.6	1:54.523	88.71	2.776	16:59:03.171	

Assen

Circuit Length = 2.8222 miles

Start: 16:55 Flag 17:20 End: 17:22

Weather / Track : Cloudy / Dry

MCRCB BULLETIN TK058

2013 MCE British Superbike Championship - Round 10

2013 Monster Energy British Motostar Championship

QUALIFYING 1 - SECTOR ANALYSIS

SECTOR 1 = FL to I1, SECTOR 2 = I1 to I2, SECTOR 3 = I2 to FL, DIFF = Difference To Personal Best Lap

LAP	SECTOR 1	SECTOR 2	SECTOR 3	LAP TIME	MPH	DIFF	TIME OF DAY
2 -	43.283	119.4	44.972	IN PIT	2:07.655	P	79.59 15.908 17:01:10.826
3 -	OUTLAP	117.7	43.096	26.479	100.4	2:15.253	75.11 23.506 17:03:26.079
4 -	43.280	117.5	42.651	26.904	100.2	1:52.835	90.04 1.088 17:05:18.914
5 -	42.971	117.7	42.448	26.359	100.6	1:51.778 (2)	90.89 0.031 17:07:10.692
6 -	43.400	118.1	42.301	26.844	99.7	1:52.545	90.27 0.798 17:09:03.237
7 -	44.021	117.7	42.900	26.450	99.9	1:53.371	89.61 1.624 17:10:56.608
8 -	43.025	118.3	42.960	26.235	100.4	1:52.220 (3)	90.53 0.473 17:12:48.828
9 -	43.413	117.5	42.690	26.548	100.9	1:52.651	90.19 0.904 17:14:41.479
10 -	43.158	120.0	44.187	27.734	98.4	1:55.079	88.28 3.332 17:16:36.558
11 -	48.727	112.7	44.804	26.639	100.2	2:00.170	84.54 8.423 17:18:36.728
12 -	42.853	117.3	42.658	26.236	100.9	1:51.747 (1)	90.92 17:20:28.475

P18 3		Taz TAYLOR		Luyten Honda - FPW Racing				
LAP	SECTOR 1	SECTOR 2	SECTOR 3	LAP TIME	MPH	DIFF	TIME OF DAY	
1 -	44.204	123.8	43.777	27.783	101.3	1:55.764	87.76 3.896 16:59:00.909	
2 -	45.155	123.5	43.069	26.299	101.3	1:54.523	88.71 2.655 17:00:55.432	
3 -	43.829	125.6	43.974	27.208	103.0	1:55.011	88.34 3.143 17:02:50.443	
4 -	44.088	123.5	42.905	26.321	101.8	1:53.314	89.66 1.446 17:04:43.757	
5 -	43.713	124.0	43.465	26.205	101.6	1:53.383	89.60 1.515 17:06:37.140	
6 -	43.510	120.9	42.647	26.183	100.9	1:52.340	90.44 0.472 17:08:29.480	
7 -	43.470	120.9	42.424	26.234	100.4	1:52.128	90.61 0.260 17:10:21.608	
8 -	43.460	120.6	42.530	25.934	102.1	1:51.924 (2)	90.77 0.056 17:12:13.532	
9 -	43.086	122.6	42.932	26.435	102.1	1:52.453	90.35 0.585 17:14:05.985	
10 -	43.431	123.1	42.841	26.012	101.8	1:52.284	90.48 0.416 17:15:58.269	
11 -	43.765	122.6	42.483	26.224	100.2	1:52.472	90.33 0.604 17:17:50.741	
12 -	43.220	120.6	42.522	26.372	100.2	1:52.114 (3)	90.62 0.246 17:19:42.855	
13 -	43.632	122.6	42.283	25.953	102.1	1:51.868 (1)	90.82 17:21:34.723	

P19 41		Milo WARD		Luyten Honda - FPW Racing				
LAP	SECTOR 1	SECTOR 2	SECTOR 3	LAP TIME	MPH	DIFF	TIME OF DAY	
1 -	45.188	115.1	43.965	26.751	97.7	1:55.904	87.66 3.230 16:58:55.885	
2 -	44.094	115.3	43.188	26.848	97.0	1:54.130	89.02 1.456 17:00:50.015	
3 -	43.815	114.7	43.394	IN PIT		2:06.937 P	80.04 14.263 17:02:56.952	
4 -	OUTLAP	110.7	44.314	26.955	98.1	5:32.926	30.51 3:40.252 17:08:29.878	
5 -	43.796	116.9	42.994	26.484	98.4	1:53.274 (3)	89.69 0.600 17:10:23.152	
6 -	43.705	115.3	42.961	26.540	98.4	1:53.206 (2)	89.74 0.532 17:12:16.358	
7 -	43.735	115.5	42.989	26.560	97.7	1:53.284	89.68 0.610 17:14:09.642	
8 -	43.297	116.1	43.052	26.325	98.8	1:52.674 (1)	90.17 17:16:02.316	

P20 35		Elliot LODGE		Honda - SP125 / SpikeRacing				
LAP	SECTOR 1	SECTOR 2	SECTOR 3	LAP TIME	MPH	DIFF	TIME OF DAY	
1 -	45.366	117.1	44.416	27.323	96.6	1:57.105	86.76 3.849 16:58:59.666	
2 -	45.644	116.9	43.526	26.973	97.9	1:56.143	87.47 2.887 17:00:55.809	
3 -	44.551	115.7	43.875	IN PIT		2:04.849 P	81.37 11.593 17:03:00.658	
4 -	OUTLAP	113.1	44.491	27.399	96.6	6:12.492	27.27 4:19.236 17:09:13.150	
5 -	44.697	115.5	43.734	26.843	97.5	1:55.274	88.13 2.018 17:11:08.424	
6 -	44.548	114.9	43.948	27.010	97.9	1:55.506	87.96 2.250 17:13:03.930	
7 -	44.652	114.9	43.515	26.861	97.9	1:55.028 (3)	88.32 1.772 17:14:58.958	
8 -	44.459	117.1	43.427	26.798	97.9	1:54.684 (2)	88.59 1.428 17:16:53.642	
9 -	44.790	114.9	43.562	26.983	97.5	1:55.335	88.09 2.079 17:18:48.977	
10 -	44.418	117.7	42.590	26.248	98.6	1:53.256 (1)	89.70 17:20:42.233	

P21 24		Daniel COSTILLA		Honda - Repli-Cast UK				
LAP	SECTOR 1	SECTOR 2	SECTOR 3	LAP TIME	MPH	DIFF	TIME OF DAY	
1 -	44.664	120.2	44.251	27.275	99.7	1:56.190	87.44 2.379 16:58:57.395	
2 -	44.637	119.4	44.367	26.999	99.9	1:56.003	87.58 2.192 17:00:53.398	
3 -	45.472	120.9	44.229	26.839	100.6	1:56.540	87.18 2.729 17:02:49.938	
4 -	44.327	118.7	43.628	26.519	101.8	1:54.474	88.75 0.663 17:04:44.412	
5 -	44.491	118.9	43.506	26.887	97.9	1:54.884	88.43 1.073 17:06:39.296	
6 -	44.286	120.4	43.524	26.865	99.7	1:54.675	88.59 0.864 17:08:33.971	
7 -	44.283	117.7	43.311	26.738	100.2	1:54.332	88.86 0.521 17:10:28.303	

Weather / Track : Cloudy / Dry

Assen

Circuit Length = 2.8222 miles

Start: 16:55 Flag 17:20 End: 17:22

2013 MCE British Superbike Championship - Round 10

2013 Monster Energy British Motostar Championship

QUALIFYING 1 - SECTOR ANALYSIS

SECTOR 1 = FL to I1, SECTOR 2 = I1 to I2, SECTOR 3 = I2 to FL, DIFF = Difference To Personal Best Lap

8 -	44.282	118.3	43.478	26.561	100.4	1:54.321	88.87	0.510	17:12:22.624
9 -	44.294	117.5	43.219	26.640	99.7	1:54.153 (3)	89.00	0.342	17:14:16.777
10 -	44.204	118.1	43.505	26.722	100.2	1:54.431	88.78	0.620	17:16:11.208
11 -	44.317	118.7	43.252	26.425	100.9	1:53.994 (2)	89.12	0.183	17:18:05.202
12 -	44.084	118.7	42.978	26.749	99.5	1:53.811 (1)	89.27		17:19:59.013
13 -	44.797	118.7	43.213	26.510	101.6	1:54.520	88.71	0.709	17:21:53.533

P22	43	Arnie SHELTON			Honda - e3 motorsport				
LAP	SECTOR 1		SECTOR 2	SECTOR 3		LAP TIME	MPH	DIFF	TIME OF DAY
1 -	OUTLAP	119.6	44.696	27.163	98.1	3:06.684	54.42	1:12.795	17:00:57.912
2 -	45.379	116.7	43.834	26.936	97.5	1:56.149 (3)	87.47	2.260	17:02:54.061
3 -	45.408	116.9	43.675	IN PIT		2:02.104 P	83.20	8.215	17:04:56.165
4 -	OUTLAP	115.9	44.383	27.345	97.5	4:43.052	35.89	2:49.163	17:09:39.217
5 -	44.765	116.9	43.513	26.723	99.0	1:55.001 (2)	88.34	1.112	17:11:34.218
6 -	44.066	119.6	43.316	26.507	98.8	1:53.889 (1)	89.21		17:13:28.107

P23	11	Joseph THOMAS			Honda - Moto UK Racing				
LAP	SECTOR 1		SECTOR 2	SECTOR 3		LAP TIME	MPH	DIFF	TIME OF DAY
1 -	44.821	119.8	44.467	26.970	98.1	1:56.258	87.39	1.780	16:58:56.967
2 -	44.261	117.3	43.695	27.263	98.4	1:55.219 (2)	88.18	0.741	17:00:52.186
3 -	44.651	117.3	43.637	27.260	99.3	1:55.548	87.93	1.070	17:02:47.734
4 -	44.785	118.3	43.528	27.303	98.4	1:55.616	87.87	1.138	17:04:43.350
5 -	43.961	119.6	43.404	27.113	99.3	1:54.478 (1)	88.75		17:06:37.828
6 -	44.228	117.3	46.553	IN PIT		2:10.444 P	77.88	15.966	17:08:48.272
7 -	OUTLAP	114.7	46.749	30.529	97.9	3:22.068	50.28	1:27.590	17:12:10.340
8 -	44.315	117.7	44.344	IN PIT		2:03.150 P	82.50	8.672	17:14:13.490
9 -	OUTLAP	115.1	44.963	27.439	98.4	4:12.650	40.21	2:18.172	17:18:26.140
10 -	44.141	116.3	44.044	27.042	98.6	1:55.227 (3)	88.17	0.749	17:20:21.367

P24	88	Lewis ROLLO			Honda - RCD Motorsport				
LAP	SECTOR 1		SECTOR 2	SECTOR 3		LAP TIME	MPH	DIFF	TIME OF DAY
1 -	45.415	118.7	44.642	IN PIT		2:08.112 P	79.30	13.622	16:59:43.098
2 -	OUTLAP	121.3	44.139	27.276	96.8	2:51.349	59.29	56.859	17:02:34.447
3 -	45.568	117.5	44.161	26.840	97.7	1:56.569	87.16	2.079	17:04:31.016
4 -	44.617	118.9	43.532	26.498	98.6	1:54.647 (2)	88.62	0.157	17:06:25.663
5 -	43.851	118.7	43.819	26.820	96.6	1:54.490 (1)	88.74		17:08:20.153
6 -	44.145	117.5	43.739	26.845	97.0	1:54.729 (3)	88.55	0.239	17:10:14.882
7 -	44.378	117.1	43.672	26.876	95.7	1:54.926	88.40	0.436	17:12:09.808
8 -	44.932	115.3	43.773	27.124	92.7	1:55.829	87.71	1.339	17:14:05.637
9 -	44.863	115.5	43.884	27.303	70.7	1:56.050	87.54	1.560	17:16:01.687

P25	25 D	Mike BROUWERS			Honda -				
LAP	SECTOR 1		SECTOR 2	SECTOR 3		LAP TIME	MPH	DIFF	TIME OF DAY
1 -	44.832	115.5	44.022	26.995	97.9	1:55.849	87.70	1.262	16:59:03.417
2 -	44.221	115.7	44.280	IN PIT		2:03.136 P	82.51	8.549	17:01:06.553
3 -	OUTLAP	103.4	45.344	27.010	97.0	3:09.103	53.72	1:14.516	17:04:15.656
4 -	44.624	112.9	44.734	27.208	96.2	1:56.566	87.16	1.979	17:06:12.222
5 -	44.529	112.0	43.284	26.774	96.6	1:54.587 (1)	88.66		17:08:06.809
6 -	44.658	112.0	43.239	27.398	95.3	1:55.295 (3)	88.12	0.708	17:10:02.104
7 -	44.574	112.2	43.255	IN PIT		2:02.136 P	83.18	7.549	17:12:04.240
8 -	OUTLAP	113.5	44.409	27.104	97.3	4:04.333	41.58	2:09.746	17:16:08.573
9 -	45.012	112.5	43.602	27.106	95.7	1:55.720	87.79	1.133	17:18:04.293
10 -	44.463	113.1	43.133	27.346	96.2	1:54.942 (2)	88.39	0.355	17:19:59.235
11 -	45.762	112.9	43.314	26.720	97.3	1:55.796	87.74	1.209	17:21:55.031

P26	65	Josh OWENS			Honda - JPL / George Roberts				
LAP	SECTOR 1		SECTOR 2	SECTOR 3		LAP TIME	MPH	DIFF	TIME OF DAY
1 -	45.215	113.5	43.714	27.007	96.6	1:55.936	87.63	1.332	17:00:12.732
2 -	45.018	115.1	43.770	27.317	95.5	1:56.105	87.50	1.501	17:02:08.837
3 -	45.241	113.7	44.674	27.136	96.4	1:57.051	86.80	2.447	17:04:05.888

Assen

Circuit Length = 2.8222 miles

Start: 16:55 Flag 17:20 End: 17:22

Weather / Track : Cloudy / Dry

MCRCB BULLETIN TK058

2013 MCE British Superbike Championship - Round 10

2013 Monster Energy British Motostar Championship

QUALIFYING 1 - SECTOR ANALYSIS

SECTOR 1 = FL to I1, SECTOR 2 = I1 to I2, SECTOR 3 = I2 to FL, DIFF = Difference To Personal Best Lap

4 -	45.328	112.4	45.222	27.668	97.5	1:58.218	85.94	3.614	17:06:04.106
5 -	44.911	114.5	43.256	26.506	96.6	1:54.673 (2)	88.60	0.069	17:07:58.779
6 -	45.173	113.5	43.836	26.717	97.3	1:55.726	87.79	1.122	17:09:54.505
7 -	44.547	113.7	44.110	27.167	96.8	1:55.824	87.72	1.220	17:11:50.329
8 -	44.634	113.1	43.392	26.856	96.8	1:54.882 (3)	88.44	0.278	17:13:45.211
9 -	44.715	114.5	43.482	27.254	96.6	1:55.451	88.00	0.847	17:15:40.662
10 -	44.922	113.7	43.253	27.146	96.4	1:55.321	88.10	0.717	17:17:35.983
11 -	44.719	113.9	43.448	27.024	97.0	1:55.191	88.20	0.587	17:19:31.174
12 -	44.581	114.1	43.216	26.807	96.8	1:54.604 (1)	88.65		17:21:25.778

P27	44	Jake BAYFORD			Honda - j4ke.com				
LAP	SECTOR 1		SECTOR 2	SECTOR 3		LAP TIME	MPH	DIFF	TIME OF DAY
1 -	45.571	118.5	44.898	27.908	99.5	1:58.377	85.82	3.651	16:59:00.354
2 -	45.954	121.1	44.520	27.448	99.3	1:57.922	86.16	3.196	17:00:58.276
3 -	45.270	117.9	44.244	27.073	98.8	1:56.587	87.14	1.861	17:02:54.863
4 -	45.625	117.1	44.109	27.088	97.9	1:56.822	86.97	2.096	17:04:51.685
5 -	44.971	117.1	43.707	27.112	98.4	1:55.790	87.74	1.064	17:06:47.475
6 -	45.259	116.7	44.042	27.084	98.4	1:56.385	87.29	1.659	17:08:43.860
7 -	45.077	116.9	44.416	27.440	98.1	1:56.933	86.88	2.207	17:10:40.793
8 -	47.403	71.6	49.081	27.778	98.8	2:04.262	81.76	9.536	17:12:45.055
9 -	44.240	119.8	43.307	27.179	99.5	1:54.726 (1)	88.56		17:14:39.781
10 -	44.469	117.9	44.017	26.804	98.6	1:55.290 (2)	88.12	0.564	17:16:35.071
11 -	44.767	117.3	43.908	27.041	100.4	1:55.716 (3)	87.80	0.990	17:18:30.787
12 -	45.296	118.3	43.674	26.990	99.9	1:55.960	87.61	1.234	17:20:26.747

P28	22	Stephanie WADDELOW			Honda - SP125 / Flossy Racing				
LAP	SECTOR 1		SECTOR 2	SECTOR 3		LAP TIME	MPH	DIFF	TIME OF DAY
1 -	47.371	117.9	45.378	27.464	98.8	2:00.213	84.51	5.459	16:59:10.741
2 -	45.093	118.1	44.747	26.840	99.7	1:56.680	87.07	1.926	17:01:07.421
3 -	45.165	120.2	44.362	26.848	100.2	1:56.375	87.30	1.621	17:03:03.796
4 -	44.863	119.6	44.002	26.907	99.7	1:55.772	87.76	1.018	17:04:59.568
5 -	44.464	119.8	43.863	27.108	99.3	1:55.435 (3)	88.01	0.681	17:06:55.003
6 -	44.868	118.3	43.783	27.344	100.4	1:55.995	87.59	1.241	17:08:50.998
7 -	44.619	117.3	44.235	27.080	99.9	1:55.934	87.63	1.180	17:10:46.932
8 -	44.289	117.5	45.162	IN PIT		2:09.961 P	78.17	15.207	17:12:56.893
9 -	OUTLAP	116.3	44.976	27.124	99.9	3:10.972	53.20	1:16.218	17:16:07.865
10 -	44.195	117.9	43.809	26.750	99.9	1:54.754 (1)	88.53		17:18:02.619
11 -	44.434	117.9	44.013	27.129	100.2	1:55.576	87.90	0.822	17:19:58.195
12 -	44.448	118.5	43.859	26.833	100.9	1:55.140 (2)	88.24	0.386	17:21:53.335

P29	81	Hans PEDERSEN			Honda - Nordgren Racing				
LAP	SECTOR 1		SECTOR 2	SECTOR 3		LAP TIME	MPH	DIFF	TIME OF DAY
1 -	45.491	121.7	45.157	27.164	100.2	1:57.812	86.24	3.023	16:59:11.010
2 -	44.956	120.9	44.219	26.614	99.3	1:55.789	87.74	1.000	17:01:06.799
3 -	45.184	118.7	43.969	26.385	100.9	1:55.538 (3)	87.93	0.749	17:03:02.337
4 -	45.438	119.4	44.302	26.813	99.7	1:56.553	87.17	1.764	17:04:58.890
5 -	44.716	117.5	43.513	27.517	98.6	1:55.746	87.77	0.957	17:06:54.636
6 -	44.743	117.5	43.879	IN PIT		2:14.773 P	75.38	19.984	17:09:09.409
7 -	OUTLAP	118.9	44.641	27.102	99.0	3:50.100	44.15	1:55.311	17:12:59.509
8 -	44.165	118.3	43.305	27.319	100.4	1:54.789 (1)	88.51		17:14:54.298
9 -	49.045	79.6	47.861	27.139	99.9	2:04.045	81.90	9.256	17:16:58.343
10 -	46.580	122.2	43.589	28.048	94.3	1:58.217	85.94	3.428	17:18:56.560
11 -	44.809	118.7	43.355	26.763	99.7	1:54.927 (2)	88.40	0.138	17:20:51.487

P30	46	Daniel HERMANSSON			Honda -				
LAP	SECTOR 1		SECTOR 2	SECTOR 3		LAP TIME	MPH	DIFF	TIME OF DAY
1 -	OUTLAP	115.9	45.030	27.901	95.1	2:57.773	57.15	1:02.853	17:00:47.175
2 -	45.194	115.1	44.475	28.254	94.9	1:57.923	86.15	3.003	17:02:45.098
3 -	45.691	113.9	43.852	27.552	97.0	1:57.095	86.76	2.175	17:04:42.193
4 -	44.705	115.9	44.533	27.448	97.3	1:56.686	87.07	1.766	17:06:38.879
5 -	44.496	116.5	44.350	27.366	96.8	1:56.212	87.42	1.292	17:08:35.091

Weather / Track : Cloudy / Dry

Assen

Circuit Length = 2.8222 miles

Start: 16:55 Flag 17:20 End: 17:22

2013 MCE British Superbike Championship - Round 10

2013 Monster Energy British Motostar Championship

QUALIFYING 1 - SECTOR ANALYSIS

SECTOR 1 = FL to I1, SECTOR 2 = I1 to I2, SECTOR 3 = I2 to FL, DIFF = Difference To Personal Best Lap

6 -	44.370	115.7	43.598	27.292	97.3	1:55.260 (3)	88.14	0.340	17:10:30.351
7 -	44.364	116.1	43.556	27.076	96.8	1:54.996 (2)	88.35	0.076	17:12:25.347
8 -	45.176	115.1	43.829	27.498	96.8	1:56.503	87.20	1.583	17:14:21.850
9 -	44.360	117.3	43.643	27.333	96.4	1:55.336	88.09	0.416	17:16:17.186
10 -	44.299	117.1	43.878	27.444	96.8	1:55.621	87.87	0.701	17:18:12.807
11 -	44.216	115.5	43.559	27.145	97.5	1:54.920 (1)	88.41		17:20:07.727

P31	99 D	Miguel LOURENCO		Honda - Laomn / RTNN					
LAP	SECTOR 1		SECTOR 2	SECTOR 3		LAP TIME	MPH	DIFF	TIME OF DAY
1 -	46.353	112.7	45.620	27.642	94.3	1:59.615	84.94	4.492	16:59:05.496
2 -	46.342	112.2	45.163	27.391	94.7	1:58.896	85.45	3.773	17:01:04.392
3 -	45.684	111.1	44.696	27.225	94.9	1:57.605	86.39	2.482	17:03:01.997
4 -	45.884	111.6	44.877	27.137	96.2	1:57.898	86.17	2.775	17:04:59.895
5 -	45.128	112.9	44.200	27.192	96.0	1:56.520	87.19	1.397	17:06:56.415
6 -	44.637	115.5	44.399	27.134	96.0	1:56.170	87.45	1.047	17:08:52.585
7 -	45.016	112.4	43.453	27.159	96.0	1:55.628 (3)	87.86	0.505	17:10:48.213
8 -	44.665	113.9	43.869	27.472	95.5	1:56.006	87.58	0.883	17:12:44.219
9 -	44.645	113.9	43.542	26.936	94.9	1:55.123 (1)	88.25		17:14:39.342
10 -	44.947	112.4	44.261	26.795	95.3	1:56.003	87.58	0.880	17:16:35.345
11 -	44.978	114.9	43.278	26.869	94.3	1:55.125 (2)	88.25	0.002	17:18:30.470
12 -	46.033	112.5	43.539	27.183	95.5	1:56.755	87.02	1.632	17:20:27.225

P32	28 D	Dennis KOOPMAN		Honda -					
LAP	SECTOR 1		SECTOR 2	SECTOR 3		LAP TIME	MPH	DIFF	TIME OF DAY
1 -	47.783	116.5	45.506	27.782	97.0	2:01.071	83.91	5.834	16:59:11.589
2 -	44.906	117.3	44.670	27.231	97.7	1:56.807	86.98	1.570	17:01:08.396
3 -	45.373	115.1	44.459	27.096	97.5	1:56.928	86.89	1.691	17:03:05.324
4 -	44.619	115.9	43.918	26.913	98.1	1:55.450 (3)	88.00	0.213	17:05:00.774
5 -	44.310	118.3	43.922	27.164	97.7	1:55.396 (2)	88.04	0.159	17:06:56.170
6 -	44.519	119.4	43.787	27.264	90.4	1:55.570	87.91	0.333	17:08:51.740
7 -	44.957	114.3	44.194	27.115	97.5	1:56.266	87.38	1.029	17:10:48.006
8 -	44.487	115.5	44.178	27.297	97.3	1:55.962	87.61	0.725	17:12:43.968
9 -	44.572	114.1	43.770	27.122	98.8	1:55.464	87.99	0.227	17:14:39.432
10 -	44.476	114.7	43.826	26.935	96.6	1:55.237 (1)	88.16		17:16:34.669
11 -	44.689	114.9	44.114	27.070	98.4	1:55.873	87.68	0.636	17:18:30.542
12 -	45.098	114.1	44.030	26.912	97.3	1:56.040	87.55	0.803	17:20:26.582

P33	32	Martin SVENSSON		Honda -					
LAP	SECTOR 1		SECTOR 2	SECTOR 3		LAP TIME	MPH	DIFF	TIME OF DAY
1 -	47.613	111.8	45.244	27.837	94.1	2:00.694	84.18	5.377	16:59:24.381
2 -	46.242	114.3	45.195	27.471	93.7	1:58.908	85.44	3.591	17:01:23.289
3 -	45.648	115.7	44.372	27.385	96.0	1:57.405	86.53	2.088	17:03:20.694
4 -	45.173	116.3	45.220	28.558	96.4	1:58.951	85.41	3.634	17:05:19.645
5 -	46.820	115.5	44.772	27.362	96.0	1:58.954	85.41	3.637	17:07:18.599
6 -	45.156	115.3	44.058	27.076	95.7	1:56.290	87.36	0.973	17:09:14.889
7 -	45.009	117.7	43.258	27.050	95.1	1:55.317 (1)	88.10		17:11:10.206
8 -	45.118	115.9	43.986	26.989	96.8	1:56.093 (3)	87.51	0.776	17:13:06.299
9 -	44.438	117.7	44.091	26.844	97.5	1:55.373 (2)	88.06	0.056	17:15:01.672
10 -	44.578	116.9	44.231	27.740	96.6	1:56.549	87.17	1.232	17:16:58.221
11 -	46.506	120.0	43.622	26.936	98.8	1:57.064	86.79	1.747	17:18:55.285
12 -	45.384	115.9	44.229	26.895	98.1	1:56.508	87.20	1.191	17:20:51.793

P34	42 M3	James HOBSON		Honda - Two 4 Motorsport					
LAP	SECTOR 1		SECTOR 2	SECTOR 3		LAP TIME	MPH	DIFF	TIME OF DAY
1 -	46.884	113.5	47.784	28.082	98.1	2:02.750	82.77	7.130	16:59:14.595
2 -	46.334	120.6	45.591	27.376	99.9	1:59.301	85.16	3.681	17:01:13.896
3 -	45.478	120.0	45.149	27.327	99.7	1:57.954	86.13	2.334	17:03:11.850
4 -	45.146	120.0	44.548	27.109	99.3	1:56.803	86.98	1.183	17:05:08.653
5 -	44.593	120.2	44.685	27.328	99.5	1:56.606 (3)	87.13	0.986	17:07:05.259
6 -	44.541	119.1	46.363	27.592	100.2	1:58.496	85.74	2.876	17:09:03.755
7 -	44.753	120.2	44.826	27.522	98.1	1:57.101	86.76	1.481	17:11:00.856

Weather / Track : Cloudy / Dry

Assen

Circuit Length = 2.8222 miles

Start: 16:55 Flag 17:20 End: 17:22

MCRCB BULLETIN TK058

2013 MCE British Superbike Championship - Round 10

2013 Monster Energy British Motostar Championship

QUALIFYING 1 - SECTOR ANALYSIS

SECTOR 1 = FL to I1, SECTOR 2 = I1 to I2, SECTOR 3 = I2 to FL, DIFF = Difference To Personal Best Lap

8 -	44.881	120.4	44.559	27.243	99.3	1:56.683	87.07	1.063	17:12:57.539
9 -	44.977	118.9	44.359	27.039	99.3	1:56.375 (2)	87.30	0.755	17:14:53.914
10 -	50.392	98.6	45.986	27.785	96.8	2:04.163	81.82	8.543	17:16:58.077
11 -	45.360	121.1	44.473	26.994	99.7	1:56.827	86.96	1.207	17:18:54.904
12 -	44.426	120.2	44.120	27.074	99.3	1:55.620 (1)	87.87		17:20:50.524

P35 77		Jason VERNON			Honda - SGR Racing				
LAP	SECTOR 1		SECTOR 2	SECTOR 3		LAP TIME	MPH	DIFF	TIME OF DAY
1 -	46.407	114.3	46.724	28.749	94.7	2:01.880	83.36	5.810	16:59:14.274
2 -	45.841	114.5	44.606	27.642	93.5	1:58.089	86.03	2.019	17:01:12.363
3 -	2:42.014	110.5	45.717	27.911	94.7	3:55.642	43.11	1:59.572	17:05:08.005
4 -	45.263	111.8	44.922	27.400	96.4	1:57.585	86.40	1.515	17:07:05.590
5 -	44.815	113.7	44.336	27.660	95.1	1:56.811 (3)	86.97	0.741	17:09:02.401
6 -	45.290	112.9	44.266	27.580	95.1	1:57.136	86.73	1.066	17:10:59.537
7 -	45.103	111.2	45.034	27.493	94.9	1:57.630	86.37	1.560	17:12:57.167
8 -	47.727	99.5	45.379	27.738	94.7	2:00.844	84.07	4.774	17:14:58.011
9 -	45.298	111.6	44.400	27.556	95.1	1:57.254	86.65	1.184	17:16:55.265
10 -	44.838	111.8	44.652	26.979	95.3	1:56.469 (2)	87.23	0.399	17:18:51.734
11 -	44.726	111.6	44.233	27.111	95.5	1:56.070 (1)	87.53		17:20:47.804

P36 36		Jayson URIBE			Honda - Rock and Sons Racing				
LAP	SECTOR 1		SECTOR 2	SECTOR 3		LAP TIME	MPH	DIFF	TIME OF DAY
1 -	45.191	115.1	44.455	27.293	95.5	1:56.939 (3)	86.88	0.396	16:59:06.708
2 -	44.735	112.5	44.946	27.336	94.9	1:57.017	86.82	0.474	17:01:03.725
3 -	44.717	113.7	44.416	27.410	95.5	1:56.543 (1)	87.17		17:03:00.268
4 -	44.633	114.5	44.369	27.696	93.5	1:56.698 (2)	87.06	0.155	17:04:56.966
5 -	44.515	115.1	44.854	IN PIT		2:05.648 P	80.86	9.105	17:07:02.614

P37 13 M3		Sam BURMAN			Honda - WNT / Burman Racing				
LAP	SECTOR 1		SECTOR 2	SECTOR 3		LAP TIME	MPH	DIFF	TIME OF DAY
1 -	45.962	122.4	44.391	26.880	99.9	1:57.233	86.66	0.636	16:58:56.560
2 -	44.720	120.0	44.723	27.154	100.2	1:56.597 (1)	87.13		17:00:53.157
3 -	45.191	120.6			99.9	1:56.758 (3)	87.01	0.161	17:02:49.915
4 -	45.927	122.0	44.396	27.164	100.2	1:57.487	86.47	0.890	17:04:47.402
5 -	45.629	119.8	44.691	26.923	99.9	1:57.243	86.65	0.646	17:06:44.645
6 -	45.192	120.2	44.749	27.345	99.3	1:57.286	86.62	0.689	17:08:41.931
7 -	46.774	117.7	46.171	IN PIT		2:07.549 P	79.65	10.952	17:10:49.480
8 -	OUTLAP	118.1	47.180	27.602	99.3	3:07.238	54.26	1:10.641	17:13:56.718
9 -	46.258	119.4	45.705	27.339	98.8	1:59.302	85.16	2.705	17:15:56.020
10 -	45.048	120.4			100.4	1:57.063	86.79	0.466	17:17:53.083
11 -	44.806	120.4	44.690	27.107	99.9	1:56.603 (2)	87.13	0.006	17:19:49.686
12 -	45.104	120.2	44.730	27.146	100.2	1:56.980	86.85	0.383	17:21:46.666

P38 258 D		Matthijs VAN DE WALL			Honda -				
LAP	SECTOR 1		SECTOR 2	SECTOR 3		LAP TIME	MPH	DIFF	TIME OF DAY
1 -	48.424	115.1	47.104	28.195	95.1	2:03.723	82.12	6.012	16:59:13.574
2 -	47.881	113.7	46.616	28.087	96.2	2:02.584	82.88	4.873	17:01:16.158
3 -	46.846	111.2	45.918	28.851	94.5	2:01.615	83.54	3.904	17:03:17.773
4 -	47.110	112.4	46.110	27.923	94.9	2:01.143	83.86	3.432	17:05:18.916
5 -	47.107	112.0	46.387	27.926	95.1	2:01.420	83.67	3.709	17:07:20.336
6 -	46.374	112.0	45.523	27.602	95.3	1:59.499	85.02	1.788	17:09:19.835
7 -	46.374	112.5	45.459	27.709	95.3	1:59.542	84.99	1.831	17:11:19.377
8 -	45.936	112.2	46.051	27.909	94.9	1:59.896	84.74	2.185	17:13:19.273
9 -	46.141	112.0	45.408	27.512	96.2	1:59.061	85.33	1.350	17:15:18.334
10 -	45.777	112.0	44.861	27.445	94.7	1:58.083 (3)	86.04	0.372	17:17:16.417
11 -	45.622	112.9	44.812	27.300	95.5	1:57.734 (2)	86.29	0.023	17:19:14.151
12 -	45.635	112.4	44.738	27.338	95.3	1:57.711 (1)	86.31		17:21:11.862

Weather / Track : Cloudy / Dry

Assen

Circuit Length = 2.8222 miles

Start: 16:55 Flag 17:20 End: 17:22

MCRCB BULLETIN TK058**2013 MCE British Superbike Championship - Round 10****2013 Monster Energy British Motostar Championship****QUALIFYING 1 - SECTOR ANALYSIS**

SECTOR 1 = FL to I1, SECTOR 2 = I1 to I2, SECTOR 3 = I2 to FL, DIFF = Difference To Personal Best Lap

P39	164	Dylan BARNARD			Honda - Cresswell Racing					
LAP	SECTOR 1		SECTOR 2	SECTOR 3		LAP TIME	MPH	DIFF	TIME OF DAY	
1 -	48.197	113.9	46.803	28.681	94.7	2:03.681	82.14	4.700	16:59:14.112	
2 -	46.492	113.5	46.450	28.849	95.7	2:01.791 (3)	83.42	2.810	17:01:15.903	
3 -	45.910	111.8	46.069	IN PIT		2:20.223 P	72.45	21.242	17:03:36.126	
4 -	OUTLAP	111.1	45.653	28.475	95.3	3:18.992	51.05	1:20.011	17:06:55.118	
5 -	45.548	112.7	45.332	28.101	94.7	1:58.981 (1)	85.39		17:08:54.099	
6 -	45.691	111.8	45.302	28.171	95.5	1:59.164 (2)	85.26	0.183	17:10:53.263	

MCRCB BULLETIN TK059**2013 MCE British Superbike Championship - Round 10****2013 Monster Energy British Motostar Championship****QUALIFYING 1 - BEST SPEEDS**

POS	SECTOR 1			SECTOR 2			FINISH LINE		
	NO	NAME	MPH	NO	NAME	MPH	NO	NAME	MPH
1	71	Thomas VAN LEEUWEN	128.3				21	Jerry VAN DE BUNT	105.8
2	21	Jerry VAN DE BUNT	127.8				71	Thomas VAN LEEUWEN	105.3
3	40	Joe FRANCIS	126.3				66	Joe IRVING	105.0
4	61	Ernst DUBBINK	126.1				61	Ernst DUBBINK	104.5
5	3	Taz TAYLOR	125.6				34	Jordan WEAVING	104.3
6	95	Tarran MACKENZIE	125.6				64	Bo BENDSNEIJDER	104.0
7	66	Joe IRVING	125.4				67	Andy REID	104.0
8	17	Tom CARNE	125.2				95	Tarran MACKENZIE	104.0
9	142	Brian SLOOTEN	124.7				3	Taz TAYLOR	103.0
10	64	Bo BENDSNEIJDER	124.2				17	Tom CARNE	102.3
11	26	Jorel BOERBOOM	124.0				26	Jorel BOERBOOM	102.3
12	34	Jordan WEAVING	124.0				142	Brian SLOOTEN	102.3
13	67	Andy REID	123.5				40	Joe FRANCIS	102.1
14	13	Sam BURMAN	122.4				124	Tasia RODINK	102.1
15	81	Hans PEDERSEN	122.2				24	Daniel COSTILLA	101.8
16	88	Lewis ROLLO	121.3				122	Ricardo BRINK	101.3
17	42	James HOBSON	121.1				10	Peter SUTHERLAND	100.9
18	44	Jake BAYFORD	121.1				22	Stephanie WADDELOW	100.9
19	24	Daniel COSTILLA	120.9				74	Alex PERSSON	100.9
20	122	Ricardo BRINK	120.9				81	Hans PEDERSEN	100.9
21	10	Peter SUTHERLAND	120.6				12	Edward RENDELL	100.6
22	74	Alex PERSSON	120.4				13	Sam BURMAN	100.4
23	22	Stephanie WADDELOW	120.2				44	Jake BAYFORD	100.4
24	124	Tasia RODINK	120.2				42	James HOBSON	100.2
25	32	Martin SVENSSON	120.0				11	Joseph THOMAS	99.3
26	11	Joseph THOMAS	119.8				43	Arnie SHELTON	99.0
27	43	Arnie SHELTON	119.6				28	Dennis KOOPMAN	98.8
28	28	Dennis KOOPMAN	119.4				32	Martin SVENSSON	98.8
29	12	Edward RENDELL	118.5				41	Milo WARD	98.8
30	36	Jayson URIBE	118.3				35	Elliot LODGE	98.6
31	35	Elliot LODGE	117.7				88	Lewis ROLLO	98.6
32	46	Daniel HERMANSSON	117.3				25	Mike BROUWERS	97.9
33	41	Milo WARD	116.9				46	Daniel HERMANSSON	97.5
34	164	Dylan BARNARD	116.5				65	Josh OWENS	97.5
35	25	Mike BROUWERS	115.7				77	Jason VERNON	96.4
36	99	Miguel LOURENCO	115.5				99	Miguel LOURENCO	96.2
37	65	Josh OWENS	115.1				258	Matthijs VAN DE WALL	96.2
38	258	Matthijs VAN DE WALL	115.1				164	Dylan BARNARD	95.7
39	77	Jason VERNON	114.5				36	Jayson URIBE	95.5

Weather / Track : Cloudy / Dry

Results can be found at www.tsl-timing.com

Assen

Circuit Length = 2.8222 miles

Start: 16:55 Flag 17:20 End: 17:22

Printed - 17:24 Friday, 20 September 2013

MCRCB BULLETIN TK060

2013 MCE British Superbike Championship - Round 10

2013 Monster Energy British Motostar Championship

QUALIFYING 1 - BEST SECTORS

SECTOR 1			SECTOR 2			SECTOR 3			IDEAL / BEST COMPARISON						
POS	NO	NAME	TIME	NO	NAME	TIME	NO	NAME	TIME	POS	NO	NAME	IDEAL	BEST	DIFF
1	21	VAN DE BUNT	41.486	64	BENDSNEIJDER	40.862	21	VAN DE BUNT	24.824				PERFECT LAP	1:47.172	
2	61	DUBBINK	41.551	21	VAN DE BUNT	40.880	71	VAN LEEUWEN	24.889	1	21	VAN DE BUNT	1:47.190	1:47.218	0.028
3	64	BENDSNEIJDER	41.646	61	DUBBINK	40.908	64	BENDSNEIJDER	24.891	2	64	BENDSNEIJDER	1:47.399	1:47.551	0.152
4	67	REID	41.885	34	WEAVING	41.082	67	REID	24.917	3	61	DUBBINK	1:47.423	1:47.844	0.421
5	71	VAN LEEUWEN	41.900	71	VAN LEEUWEN	41.193	61	DUBBINK	24.964	4	71	VAN LEEUWEN	1:47.982	1:48.407	0.425
6	66	IRVING	41.979	66	IRVING	41.236	66	IRVING	25.079	5	67	REID	1:48.053	1:48.404	0.351
7	34	WEAVING	42.020	67	REID	41.251	34	WEAVING	25.291	6	66	IRVING	1:48.294	1:48.676	0.382
8	142	SLOOTEN	42.156	40	FRANCIS	41.500	142	SLOOTEN	25.317	7	34	WEAVING	1:48.393	1:48.675	0.282
9	40	FRANCIS	42.162	95	MACKENZIE	41.603	95	MACKENZIE	25.414	8	142	SLOOTEN	1:49.122	1:49.484	0.362
10	95	MACKENZIE	42.222	142	SLOOTEN	41.649	40	FRANCIS	25.546	9	40	FRANCIS	1:49.208	1:49.495	0.287
11	12	RENDELL	42.719	12	RENDELL	41.855	10	SUTHERLAND	25.709	10	95	MACKENZIE	1:49.239	1:49.499	0.260
12	26	BOERBOOM	42.737	26	BOERBOOM	41.920	26	BOERBOOM	25.773	11	26	BOERBOOM	1:50.430	1:50.597	0.167
13	74	PERSSON	42.853	10	SUTHERLAND	42.078	17	CARNE	25.832	12	12	RENDELL	1:50.501	1:50.781	0.280
14	122	BRINK	42.937	124	RODINK	42.156	124	RODINK	25.916	13	10	SUTHERLAND	1:50.894	1:51.160	0.266
15	17	CARNE	42.969	17	CARNE	42.253	12	RENDELL	25.927	14	17	CARNE	1:51.054	1:51.727	0.673
16	3	TAYLOR	43.086	3	TAYLOR	42.283	3	TAYLOR	25.934	15	3	TAYLOR	1:51.303	1:51.868	0.565
17	10	SUTHERLAND	43.107	74	PERSSON	42.301	122	BRINK	26.034	16	74	PERSSON	1:51.389	1:51.747	0.358
18	41	WARD	43.297	122	BRINK	42.439	74	PERSSON	26.235	17	122	BRINK	1:51.410	1:51.503	0.093
19	124	RODINK	43.368	35	LODGE	42.590	35	LODGE	26.248	18	124	RODINK	1:51.440	1:51.515	0.075
20	88	ROLLO	43.851	41	WARD	42.961	41	WARD	26.325	19	41	WARD	1:52.583	1:52.674	0.091
21	11	THOMAS	43.961	24	COSTILLA	42.978	81	PEDERSEN	26.385	20	35	LODGE	1:53.256	1:53.256	0.000
22	43	SHELTON	44.066	25	BROUWERS	43.133	24	COSTILLA	26.425	21	24	COSTILLA	1:53.487	1:53.811	0.324
23	24	COSTILLA	44.084	65	OWENS	43.216	88	ROLLO	26.498	22	81	PEDERSEN	1:53.855	1:54.789	0.934
24	81	PEDERSEN	44.165	32	SVENSSON	43.258	65	OWENS	26.506	23	88	ROLLO	1:53.881	1:54.490	0.609
25	22	WADDELOW	44.195	99	LOURENCO	43.278	43	SHELTON	26.507	24	43	SHELTON	1:53.889	1:53.889	0.000
26	46	HERMANSSON	44.216	81	PEDERSEN	43.305	25	BROUWERS	26.720	25	25	BROUWERS	1:54.074	1:54.587	0.513
27	25	BROUWERS	44.221	44	BAYFORD	43.307	22	WADDELOW	26.750	26	65	OWENS	1:54.269	1:54.604	0.335
28	44	BAYFORD	44.240	43	SHELTON	43.316	99	LOURENCO	26.795	27	11	THOMAS	1:54.335	1:54.478	0.143
29	28	KOOPMAN	44.310	11	THOMAS	43.404	44	BAYFORD	26.804	28	44	BAYFORD	1:54.351	1:54.726	0.375
30	35	LODGE	44.418	88	ROLLO	43.532	32	SVENSSON	26.844	29	32	SVENSSON	1:54.540	1:55.317	0.777
31	42	HOBSON	44.426	46	HERMANSSON	43.556	13	BURMAN	26.880	30	99	LOURENCO	1:54.710	1:55.123	0.413
32	32	SVENSSON	44.438	28	KOOPMAN	43.770	28	KOOPMAN	26.912	31	22	WADDELOW	1:54.728	1:54.754	0.026
33	36	URIBE	44.515	22	WADDELOW	43.783	11	THOMAS	26.970	32	46	HERMANSSON	1:54.848	1:54.920	0.072
34	65	OWENS	44.547	36	URIBE	44.008	77	VERNON	26.979	33	28	KOOPMAN	1:54.992	1:55.237	0.245
35	99	LOURENCO	44.637	42	HOBSON	44.120	42	HOBSON	26.994	34	42	HOBSON	1:55.540	1:55.620	0.080
36	13	BURMAN	44.720	77	VERNON	44.233	46	HERMANSSON	27.076	35	36	URIBE	1:55.816	1:56.543	0.727
37	77	VERNON	44.726	13	BURMAN	44.391	36	URIBE	27.293	36	77	VERNON	1:55.938	1:56.070	0.132
38	164	BARNARD	45.548	258	VAN DE WALL	44.738	258	VAN DE WALL	27.300	37	13	BURMAN	1:55.991	1:56.597	0.606
39	258	VAN DE WALL	45.622	164	BARNARD	45.302	164	BARNARD	28.101	38	258	VAN DE WALL	1:57.660	1:57.711	0.051
										39	164	BARNARD	1:58.951	1:58.981	0.030

Weather / Track : Cloudy / Dry

Results can be found at www.tsl-timing.com

Assen

Circuit Length = 2.8222 miles

Start: 16:55 Flag 17:20 End: 17:22

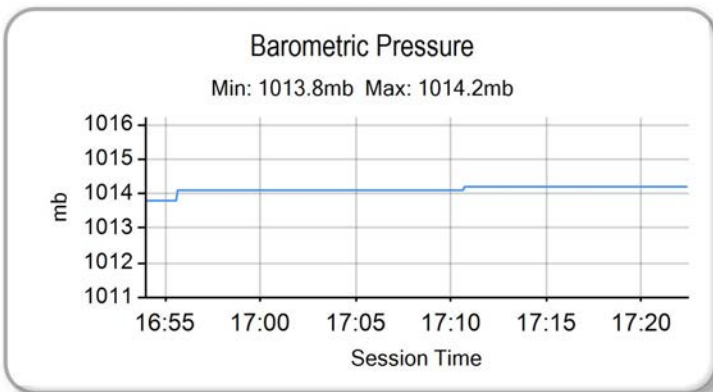
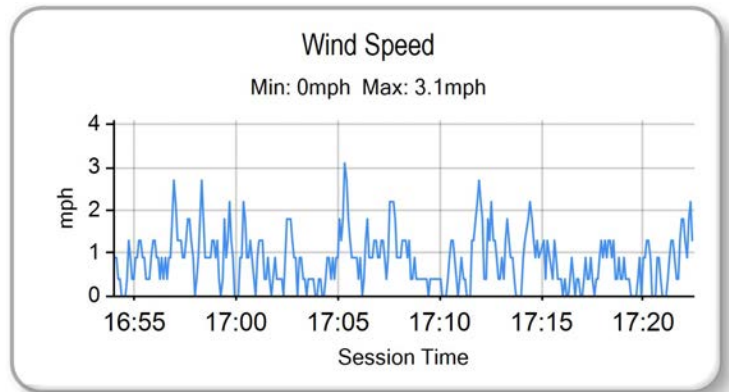

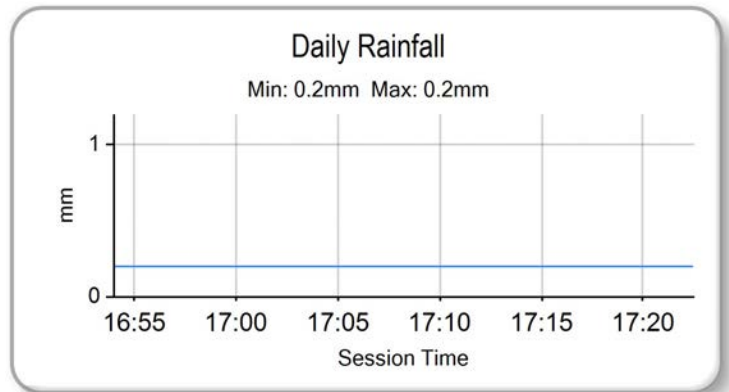
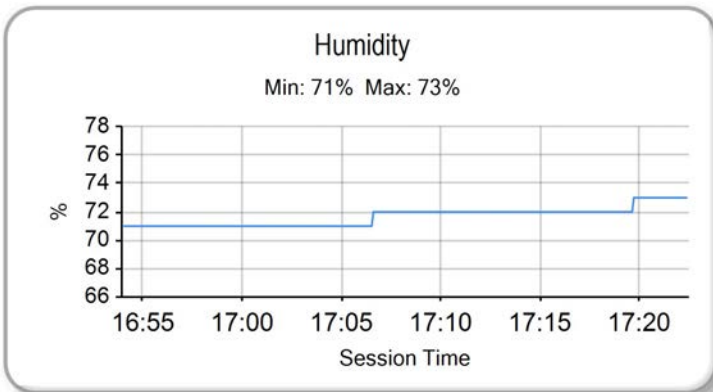
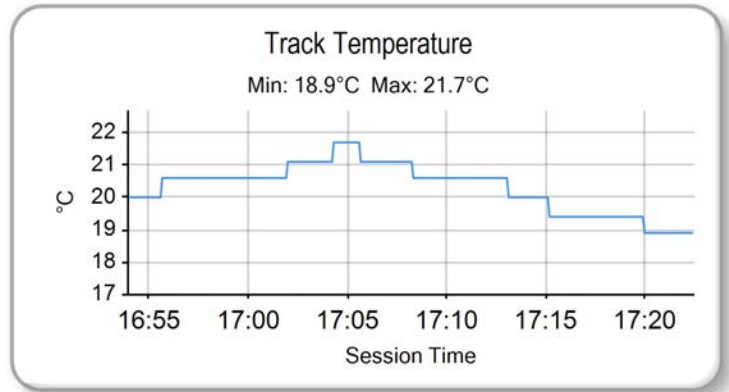
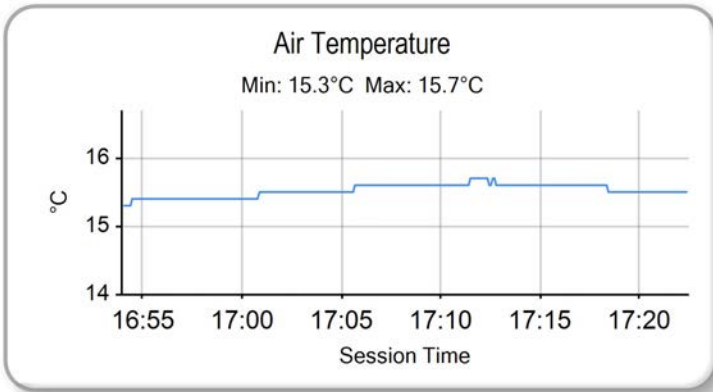
Printed - 17:25 Friday, 20 September 2013

MCRCB BULLETIN TK061

2013 MCE British Superbike Championship - Round 10

2013 Monster Energy British Motostar Championship

QUALIFYING 1 - WEATHER CONDITIONS



Weather / Track : Cloudy / Dry

Results can be found at www.tsl-timing.com

Assen
Circuit Length = 2.8222 miles
Start: 16:55 Flag 17:20 End: 17:22

Printed - 17:25 Friday, 20 September 2013

QUALIFYING - COMBINED CLASSIFICATION



POS	NO	CL	PIC NAME	ENTRY	FIRST		SECOND		GAP	DIFF
					TIME	LAPS	TIME	LAPS		
1	21	D	1 Jerry VAN DE BUNT	Honda -	1:47.218	13	1:46.921	13		
2	67		1 Andy REID	Honda - RS Racing	1:48.404	13	1:46.974	13	0.053	0.053
3	61	D	2 Ernst DUBBINK	Ten Kate Honda -	1:47.844	12	1:47.005	12	0.084	0.031
4	34	M3	1 Jordan WEAVING	KTM - Jordan Racing / Burkert	1:48.675	13	1:47.039	13	0.118	0.034
5	66	M3	2 Joe IRVING	KTM - RS Racing / The Toad and Tatie Pub	1:48.676	13	1:47.135	12	0.214	0.096
6	64	D	3 Bo BENDSNEIJDER	Honda -	1:47.551	13	1:47.326	12	0.405	0.191
7	71	D	4 Thomas VAN LEEUWEN	Honda - Racing Team Vanleeuwen	1:48.407	13	1:47.520	12	0.599	0.194
8	95	M3	3 Tarran MACKENZIE	KTM - Redline KTM	1:49.499	13	1:48.056	13	1.135	0.536
9	142	D	5 Brian SLOOTEN	Bakker -	1:49.484	9	1:50.186	5	2.563	1.428
10	40	M3	4 Joe FRANCIS	Honda - Team WD40	1:49.495	7		1	2.574	0.011
11	12		2 Edward RENDELL	Honda - Banks Racing	1:50.781	12	1:49.935	12	3.014	0.440
12	17		3 Tom CARNE	Honda - TC Racing / SP125 racing	1:51.727	13	1:50.130	13	3.209	0.195
13	26	D	6 Jorel BOERBOOM	Honda -	1:50.597	13	1:50.173	12	3.252	0.043
14	10		4 Peter SUTHERLAND	Aprilia - Kinpac Racing / Floorcoat UK	1:51.160	11	1:51.196	11	4.239	0.987
15	88		5 Lewis ROLLO	Honda - RCD Motorsport	1:54.490	9	1:51.169	11	4.248	0.009
16	122	D	7 Ricardo BRINK	Honda - Autolakservice Remar Ljss	1:51.503	13	1:51.171	13	4.250	0.002
17	74	M3	5 Alex PERSSON	Honda - Nordgren Racing	1:51.747	12	1:51.416	12	4.495	0.245
18	124	D	8 Tasia RODINK	Honda -	1:51.515	8	1:52.762	2	4.594	0.099
19	43		6 Arnie SHELTON	Honda - e3 motorsport	1:53.889	6	1:51.535	10	4.614	0.020
20	35		7 Elliot LODGE	Honda - SP125 / SpikeRacing	1:53.256	10	1:51.590	13	4.669	0.055
21	3		8 Taz TAYLOR	Luyten Honda - FPW Racing	1:51.868	13	1:51.876	5	4.947	0.278
22	41		9 Milo WARD	Luyten Honda - FPW Racing	1:52.674	8	1:52.299	13	5.378	0.431
23	25	D	9 Mike BROUWERS	Honda -	1:54.587	11	1:52.653	12	5.732	0.354
24	24		10 Daniel COSTILLA	Honda - Repli-Cast UK	1:53.811	13	1:52.756	13	5.835	0.103
25	65		11 Josh OWENS	Honda - JPL / George Roberts	1:54.604	12	1:53.112	12	6.191	0.356
26	22		12 Stephanie WADDELOW	Honda - SP125 / Flossy Racing	1:54.754	12	1:53.113	11	6.192	0.001
27	11		13 Joseph THOMAS	Honda - Moto UK Racing	1:54.478	10	1:53.121	11	6.200	0.008
28	44		14 Jake BAYFORD	Honda - j4ke.com	1:54.726	12	1:53.169	12	6.248	0.048
29	46		15 Daniel HERMANSSON	Honda -	1:54.920	11	1:53.327	12	6.406	0.158
30	32		16 Martin SVENSSON	Honda -	1:55.317	12	1:53.628	12	6.707	0.301
31	36		17 Jayson URIBE	Honda - Rock and Sons Racing	1:56.543	5	1:53.890	12	6.969	0.262
32	81		18 Hans PEDERSEN	Honda - Nordgren Racing	1:54.789	11	1:53.935	12	7.014	0.045
33	42	M3	6 James HOBSON	Honda - Two 4 Motorsport	1:55.620	12	1:54.044	12	7.123	0.109
34	13	M3	7 Sam BURMAN	Honda - WNT / Burman Racing	1:56.597	12	1:54.456	12	7.535	0.412
35	99	D	10 Miguel LOURENCO	Honda - Laomn / RTNN	1:55.123	12	1:54.600	12	7.679	0.144
36	28	D	11 Dennis KOOPMAN	Honda -	1:55.237	12	1:55.317	6	8.316	0.637
37	258	D	12 Matthijs VAN DE WALL	Honda -	1:57.711	12	1:55.559	12	8.638	0.322
38	77		19 Jason VERNON	Honda - SGR Racing	1:56.070	11	1:55.595	2	8.674	0.036
39	164		20 Dylan BARNARD	Honda - Cresswell Racing	1:58.981	6	1:56.019	12	9.098	0.424

Assen

Circuit Length = 2.8222 miles

Start: 14:10 Flag 14:35 End: 14:37

Weather / Track : Cloudy / Dry

These results are provisional until the conclusion of any judicial and technical matters.

Race Director :	Stewards :	Timekeeper :
-----------------	------------	--------------

Results can be found at www.britishsuperbike.com

Printed - 14:39 Saturday, 21 September 2013

QUALIFYING 2 - CLASSIFICATION



POS	NO	CL	PIC NAME	ENTRY	TIME	ON	LAPS	GAP	DIFF	MPH
1	21	D	1 Jerry VAN DE BUNT	Honda -	1:46.921	13	13			95.02
2	67		1 Andy REID	Honda - RS Racing	1:46.974	13	13	0.053	0.053	94.97
3	61	D	2 Ernst DUBBINK	Ten Kate Honda -	1:47.005	6	12	0.084	0.031	94.95
4	34	M3	1 Jordan WEAVING	KTM - Jordan Racing / Burkert	1:47.039	13	13	0.118	0.034	94.92
5	66	M3	2 Joe IRVING	KTM - RS Racing / The Toad and Tatie Pub	1:47.135	12	12	0.214	0.096	94.83
6	64	D	3 Bo BENDSNEIJDER	Honda -	1:47.326	5	12	0.405	0.191	94.66
7	71	D	4 Thomas VAN LEEUWEN	Honda - Racing Team Vanleeuwen	1:47.520	9	12	0.599	0.194	94.49
8	95	M3	3 Tarran MACKENZIE	KTM - Redline KTM	1:48.056	7	13	1.135	0.536	94.02
9	12		2 Edward RENDELL	Honda - Banks Racing	1:49.935	12	12	3.014	1.879	92.41
10	17		3 Tom CARNE	Honda - TC Racing / SP125 racing	1:50.130	11	13	3.209	0.195	92.25
11	26	D	5 Jorel BOERBOOM	Honda -	1:50.173	12	12	3.252	0.043	92.22
12	142	D	6 Brian SLOOTEN	Bakker -	1:50.186	3	5	3.265	0.013	92.20
13	88		4 Lewis ROLLO	Honda - RCD Motorsport	1:51.169	6	11	4.248	0.983	91.39
14	122	D	7 Ricardo BRINK	Honda - Autolakservice Remar Ljss	1:51.171	13	13	4.250	0.002	91.39
15	10		5 Peter SUTHERLAND	Aprilia - Kinpac Racing / Floorcoat UK	1:51.196	10	11	4.275	0.025	91.37
16	74	M3	4 Alex PERSSON	Honda - Nordgren Racing	1:51.416	10	12	4.495	0.220	91.19
17	43		6 Arnie SHELTON	Honda - e3 motorsport	1:51.535	9	10	4.614	0.119	91.09
18	35		7 Elliot LODGE	Honda - SP125 / SpikeRacing	1:51.590	13	13	4.669	0.055	91.04
19	3		8 Taz TAYLOR	Luyten Honda - FPW Racing	1:51.876	2	5	4.955	0.286	90.81
20	41		9 Milo WARD	Luyten Honda - FPW Racing	1:52.299	10	13	5.378	0.423	90.47
21	25	D	8 Mike BROUWERS	Honda -	1:52.653	9	12	5.732	0.354	90.18
22	24		10 Daniel COSTILLA	Honda - Repli-Cast UK	1:52.756	10	13	5.835	0.103	90.10
23	124	D	9 Tasia RODINK	Honda -	1:52.762	2	2	5.841	0.006	90.10
24	65		11 Josh OWENS	Honda - JPL / George Roberts	1:53.112	12	12	6.191	0.350	89.82
25	22		12 Stephanie WADDELOW	Honda - SP125 / Flossy Racing	1:53.113	6	11	6.192	0.001	89.82
26	11		13 Joseph THOMAS	Honda - Moto UK Racing	1:53.121	7	11	6.200	0.008	89.81
27	44		14 Jake BAYFORD	Honda - j4ke.com	1:53.169	6	12	6.248	0.048	89.77
28	46		15 Daniel HERMANSSON	Honda -	1:53.327	10	12	6.406	0.158	89.65
29	32		16 Martin SVENSSON	Honda -	1:53.628	8	12	6.707	0.301	89.41
30	36		17 Jayson URIBE	Honda - Rock and Sons Racing	1:53.890	8	12	6.969	0.262	89.21
31	81		18 Hans PEDERSEN	Honda - Nordgren Racing	1:53.935	6	12	7.014	0.045	89.17
32	42	M3	5 James HOBSON	Honda - Two 4 Motorsport	1:54.044	10	12	7.123	0.109	89.08
33	13	M3	6 Sam BURMAN	Honda - WNT / Burman Racing	1:54.456	9	12	7.535	0.412	88.76
34	99	D	10 Miguel LOURENCO	Honda - Laomn / RTNN	1:54.600	11	12	7.679	0.144	88.65
35	28	D	11 Dennis KOOPMAN	Honda -	1:55.317	3	6	8.396	0.717	88.10
36	258	D	12 Matthijs VAN DE WALL	Honda -	1:55.559	12	12	8.638	0.242	87.92
37	77		19 Jason VERNON	Honda - SGR Racing	1:55.595	2	2	8.674	0.036	87.89
38	164		20 Dylan BARNARD	Honda - Cresswell Racing	1:56.019	5	12	9.098	0.424	87.57

QUALIFYING LAPTIME (110.0% of 1:46.921) = 1:57.613

39	40	M3	7 Joe FRANCIS	Honda - Team WD40		1				
----	----	----	---------------	-------------------	--	---	--	--	--	--

Weather / Track : Cloudy / Dry

These results are provisional until the conclusion of any judicial and technical matters.

Assen

Circuit Length = 2.8222 miles

Start: 14:10 Flag 14:35 End: 14:37

Race Director :	Stewards :	Timekeeper :
-----------------	------------	--------------

Results can be found at www.britishsuperbike.com

Printed - 14:40 Saturday, 21 September 2013

MCRCB BULLETIN TK117

2013 MCE British Superbike Championship - Round 10

2013 Monster Energy British Motostar Championship

QUALIFYING 2 - SECTOR ANALYSIS

SECTOR 1 = FL to I1, SECTOR 2 = I1 to I2, SECTOR 3 = I2 to FL, DIFF = Difference To Personal Best Lap

P1	21	D	Jerry VAN DE BUNT			Honda -				
LAP	SECTOR 1		SECTOR 2		SECTOR 3		LAP TIME	MPH	DIFF	TIME OF DAY
1 -	42.667	122.6	42.034		25.195	101.8	1:49.896	92.45	2.975	14:13:47.305
2 -	44.638	122.9	41.338		25.040	104.5	1:51.016	91.51	4.095	14:15:38.321
3 -	41.766	124.2	41.091		25.201	101.3	1:48.058	94.02	1.137	14:17:26.379
4 -	50.226	85.8	49.335		25.954	103.3	2:05.515	80.94	18.594	14:19:31.894
5 -	42.007	122.6	41.125		25.040	104.0	1:48.172	93.92	1.251	14:21:20.066
6 -	41.578	124.0	41.344		24.972	103.3	1:47.894	94.16	0.973	14:23:07.960
7 -	41.613	122.6	41.159		24.955	103.3	1:47.727 (3)	94.31	0.806	14:24:55.687
8 -	41.856	122.4	40.805		24.820	102.5	1:47.481 (2)	94.52	0.560	14:26:43.168
9 -	41.836	123.1	41.212		26.011	96.4	1:49.059	93.16	2.138	14:28:32.227
10 -	47.734	76.6	44.907		26.014	103.8	1:58.655	85.62	11.734	14:30:30.882
11 -	41.648	124.2	41.202		24.893	103.5	1:47.743	94.29	0.822	14:32:18.625
12 -	43.597	126.8	43.486		27.151	103.0	1:54.234	88.94	7.313	14:34:12.859
13 -	41.610	125.9	40.690		24.621	104.5	1:46.921 (1)	95.02		14:35:59.780

P2	67	Andy REID			Honda - RS Racing					
LAP	SECTOR 1		SECTOR 2		SECTOR 3		LAP TIME	MPH	DIFF	TIME OF DAY
1 -	42.815	119.6	41.825		25.419	102.3	1:50.059	92.31	3.085	14:13:44.200
2 -	42.783	123.1	41.548		25.358	102.1	1:49.689	92.62	2.715	14:15:33.889
3 -	42.699	119.4	41.484		25.274	102.1	1:49.457	92.82	2.483	14:17:23.346
4 -	43.577	120.6	41.192		25.946	102.8	1:50.715	91.76	3.741	14:19:14.061
5 -	41.886	121.7	41.187		25.268	104.5	1:48.341 (3)	93.77	1.367	14:21:02.402
6 -	42.540	119.4	41.421		24.963	101.6	1:48.924	93.27	1.950	14:22:51.326
7 -	42.155	118.9	41.044		25.210	101.3	1:48.409	93.72	1.435	14:24:39.735
8 -	42.422	119.4	41.364		25.498	102.8	1:49.284	92.97	2.310	14:26:29.019
9 -	50.181	106.8	42.971		25.073	102.8	1:58.225	85.93	11.251	14:28:27.244
10 -	47.875	93.2	50.090		26.240	103.3	2:04.205	81.80	17.231	14:30:31.449
11 -	41.628	120.6	40.918		24.682	104.8	1:47.228 (2)	94.75	0.254	14:32:18.677
12 -	43.952	124.7	42.559		26.065	102.5	1:52.576	90.25	5.602	14:34:11.253
13 -	41.794	121.7	40.542		24.638	105.3	1:46.974 (1)	94.97		14:35:58.227

P3	61	D	Ernst DUBBINK			Ten Kate Honda -				
LAP	SECTOR 1		SECTOR 2		SECTOR 3		LAP TIME	MPH	DIFF	TIME OF DAY
1 -	42.486	122.9	41.622		25.383	99.3	1:49.491	92.79	2.486	14:14:59.986
2 -	42.467	122.9	41.247		24.944	103.8	1:48.658	93.50	1.653	14:16:48.644
3 -	42.054	123.8	41.064		25.262	103.5	1:48.380	93.74	1.375	14:18:37.024
4 -	41.936	123.1	40.990		24.978	103.8	1:47.904	94.15	0.899	14:20:24.928
5 -	41.807	123.5	40.930		24.742	104.5	1:47.479	94.53	0.474	14:22:12.407
6 -	41.741	124.5	40.621		24.643	103.3	1:47.005 (1)	94.95		14:23:59.412
7 -	42.897	125.4	41.793		IN PIT		1:57.334 P	86.59	10.329	14:25:56.746
8 -	OUTLAP	121.3	41.403		24.962	103.5	3:02.003	55.82	1:14.998	14:28:58.749
9 -	42.082	124.5	40.990		24.872	104.3	1:47.944	94.12	0.939	14:30:46.693
10 -	41.829	124.2	41.164		24.872	104.0	1:47.865	94.19	0.860	14:32:34.558
11 -	41.887	124.0	40.840		24.686	104.3	1:47.413 (3)	94.58	0.408	14:34:21.971
12 -	41.555	126.1	41.011		24.632	104.8	1:47.198 (2)	94.77	0.193	14:36:09.169

P4	34	M3	Jordan WEAVING			KTM - Jordan Racing / Burkert				
LAP	SECTOR 1		SECTOR 2		SECTOR 3		LAP TIME	MPH	DIFF	TIME OF DAY
1 -	42.931	122.0	41.789		25.266	103.0	1:49.986	92.37	2.947	14:13:47.476
2 -	45.402	123.3	41.393		25.151	102.8	1:51.946	90.75	4.907	14:15:39.422
3 -	42.020	121.3	40.712		24.971	103.3	1:47.703 (2)	94.33	0.664	14:17:27.125
4 -	45.587	108.0	44.541		25.259	102.1	1:55.387	88.05	8.348	14:19:22.512
5 -	43.991	110.3	41.259		24.993	103.3	1:50.243	92.16	3.204	14:21:12.755
6 -	42.079	121.5	40.765		25.000	103.3	1:47.844 (3)	94.21	0.805	14:23:00.599
7 -	42.081	121.1	40.855		25.290	101.6	1:48.226	93.87	1.187	14:24:48.825
8 -	45.747	110.0	42.597		25.231	102.3	1:53.575	89.45	6.536	14:26:42.400
9 -	43.290	119.6	40.793		25.808	94.3	1:49.891	92.45	2.852	14:28:32.291
10 -	47.329	81.9	45.394		26.160	103.3	1:58.883	85.46	11.844	14:30:31.174
11 -	41.903	122.0	41.064		24.930	104.0	1:47.897	94.16	0.858	14:32:19.071
12 -	42.967	123.3	44.021		25.961	101.1	1:52.949	89.95	5.910	14:34:12.020

Assen

Circuit Length = 2.8222 miles

Start: 14:10 Flag 14:35 End: 14:37

Weather / Track : Cloudy / Dry

MCRCB BULLETIN TK117

2013 MCE British Superbike Championship - Round 10

2013 Monster Energy British Motostar Championship

QUALIFYING 2 - SECTOR ANALYSIS

SECTOR 1 = FL to I1, SECTOR 2 = I1 to I2, SECTOR 3 = I2 to FL, DIFF = Difference To Personal Best Lap

13 - 41.800 122.6 40.372 24.867 103.3 1:47.039 (1) 94.92 14:35:59.059

P5		66 M3		Joe IRVING		KTM - RS Racing / The Toad and Tatie Pub				
LAP	SECTOR 1		SECTOR 2		SECTOR 3		LAP TIME	MPH	DIFF	TIME OF DAY
1 -	42.706	122.9	41.873	25.463	104.8	1:50.042	92.32	2.907	14:13:44.401	
2 -	42.480	123.5	41.610	25.940	105.5	1:50.030	92.33	2.895	14:15:34.431	
3 -	42.247	120.9	41.961	25.366	105.3	1:49.574	92.72	2.439	14:17:24.005	
4 -	42.189	123.8	41.772	25.487	105.0	1:49.448	92.83	2.313	14:19:13.453	
5 -	42.222	123.8	41.379	25.230	104.0	1:48.831	93.35	1.696	14:21:02.284	
6 -	42.555	123.3	41.377	25.424	104.3	1:49.356	92.90	2.221	14:22:51.640	
7 -	41.903	119.1	41.318	24.936	104.3	1:48.157 (3)	93.93	1.022	14:24:39.797	
8 -	42.659	123.8	41.200	IN PIT		1:55.687 P	87.82	8.552	14:26:35.484	
9 -	OUTLAP	115.1	42.758	29.592	104.8	3:45.648	45.02	1:58.513	14:30:21.132	
10 -	41.874	125.6	40.884	25.240	105.0	1:47.998 (2)	94.07	0.863	14:32:09.130	
11 -	47.061	89.5	48.812	27.964	105.5	2:03.837	82.04	16.702	14:34:12.967	
12 -	41.695	128.8	40.653	24.787	105.8	1:47.135 (1)	94.83		14:36:00.102	

P6		64 D		Bo BENDSNEIJDER		Honda -				
LAP	SECTOR 1		SECTOR 2		SECTOR 3		LAP TIME	MPH	DIFF	TIME OF DAY
1 -	42.333	120.9	41.408	25.079	102.8	1:48.820	93.36	1.494	14:15:31.745	
2 -	49.660	112.5	41.015	24.855	104.5	1:55.530	87.94	8.204	14:17:27.275	
3 -	45.248	92.3	46.720	25.420	103.5	1:57.388	86.55	10.062	14:19:24.663	
4 -	41.526	122.6	41.123	25.007	103.0	1:47.656	94.37	0.330	14:21:12.319	
5 -	41.625	122.6	40.835	24.866	103.3	1:47.326 (1)	94.66		14:22:59.645	
6 -	41.493	120.9	41.009	24.845	103.3	1:47.347 (2)	94.64	0.021	14:24:46.992	
7 -	41.782	119.6	40.885	24.782	103.5	1:47.449	94.55	0.123	14:26:34.441	
8 -	44.395	114.5	43.160	24.958	103.3	1:52.513	90.30	5.187	14:28:26.954	
9 -	50.940	63.0	50.268	25.749	103.5	2:06.957	80.02	19.631	14:30:33.911	
10 -	41.625	123.1	41.219	24.769	104.0	1:47.613	94.41	0.287	14:32:21.524	
11 -	41.372	126.1	42.290	25.529	103.0	1:49.191	93.04	1.865	14:34:10.715	
12 -	41.682	122.2	40.895	24.859	103.5	1:47.436 (3)	94.56	0.110	14:35:58.151	

P7		71 D		Thomas VAN LEEUWEN		Honda - Racing Team Vanleeuwen				
LAP	SECTOR 1		SECTOR 2		SECTOR 3		LAP TIME	MPH	DIFF	TIME OF DAY
1 -	43.667	109.1	42.992	25.229	101.8	1:51.888	90.80	4.368	14:13:46.422	
2 -	42.365	121.7	41.123	24.993	104.0	1:48.481	93.65	0.961	14:15:34.903	
3 -	45.386	110.9	41.321	24.912	101.8	1:51.619	91.02	4.099	14:17:26.522	
4 -	44.234	99.7	43.952	IN PIT		2:02.272 P	83.09	14.752	14:19:28.794	
5 -	OUTLAP	121.7	42.188	25.340	102.8	2:59.433	56.62	1:11.913	14:22:28.227	
6 -	41.620	122.6	41.103	24.922	102.8	1:47.645 (2)	94.38	0.125	14:24:15.872	
7 -	41.795	122.6	40.964	25.164	99.9	1:47.923	94.14	0.403	14:26:03.795	
8 -	43.915	107.3	42.929	25.177	103.0	1:52.021	90.69	4.501	14:27:55.816	
9 -	41.731	123.5	40.917	24.872	103.0	1:47.520 (1)	94.49		14:29:43.336	
10 -	41.620	124.9	40.774	25.397	101.3	1:47.791 (3)	94.25	0.271	14:31:31.127	
11 -	42.396	123.3	41.215	24.917	103.3	1:48.528	93.61	1.008	14:33:19.655	
12 -	43.016	123.5	41.705	25.345	101.6	1:50.066	92.30	2.546	14:35:09.721	

P8		95 M3		Tarran MACKENZIE		KTM - Redline KTM				
LAP	SECTOR 1		SECTOR 2		SECTOR 3		LAP TIME	MPH	DIFF	TIME OF DAY
1 -	42.768	124.5	41.581	25.325	103.8	1:49.674	92.63	1.618	14:13:48.184	
2 -	42.451	122.9	41.583	25.307	103.8	1:49.341	92.92	1.285	14:15:37.525	
3 -	42.129	123.3	41.441	25.381	102.3	1:48.951	93.25	0.895	14:17:26.476	
4 -	42.169	123.5	41.480	25.272	104.5	1:48.921	93.28	0.865	14:19:15.397	
5 -	41.889	123.3	41.442	25.253	104.3	1:48.584	93.56	0.528	14:21:03.981	
6 -	42.059	124.5	41.278	25.095	104.3	1:48.432 (3)	93.70	0.376	14:22:52.413	
7 -	41.876	124.0	41.211	24.969	104.3	1:48.056 (1)	94.02		14:24:40.469	
8 -	42.763	123.5	41.747	25.418	103.8	1:49.928	92.42	1.872	14:26:30.397	
9 -	46.950	82.9	46.200	25.304	103.5	1:58.454	85.77	10.398	14:28:28.851	
10 -	42.585	113.5	43.406	25.481	104.0	1:51.472	91.14	3.416	14:30:20.323	
11 -	42.050	124.0	41.424	25.196	103.3	1:48.670	93.49	0.614	14:32:08.993	
12 -	42.105	123.5	41.409	25.242	104.0	1:48.756	93.42	0.700	14:33:57.749	

Assen

Circuit Length = 2.8222 miles

Start: 14:10 Flag 14:35 End: 14:37

Weather / Track : Cloudy / Dry

MCRCB BULLETIN TK117

2013 MCE British Superbike Championship - Round 10

2013 Monster Energy British Motostar Championship

QUALIFYING 2 - SECTOR ANALYSIS

SECTOR 1 = FL to I1, SECTOR 2 = I1 to I2, SECTOR 3 = I2 to FL, DIFF = Difference To Personal Best Lap

13 - 42.000 124.0 **41.191** 25.098 **104.8** 1:48.289 (2) 93.82 0.233 14:35:46.038

P9 12		Edward RENDELL		Honda - Banks Racing					
LAP	SECTOR 1		SECTOR 2	SECTOR 3		LAP TIME	MPH	DIFF	TIME OF DAY
1 -	43.637	115.5	42.326	25.933	99.7	1:51.896	90.80	1.961	14:14:12.005
2 -	42.712	117.5	41.861	25.839	98.4	1:50.412	92.02	0.477	14:16:02.417
3 -	43.074	119.1	41.778	25.887	99.3	1:50.739	91.74	0.804	14:17:53.156
4 -	42.948	116.5	41.797	26.194	98.6	1:50.939	91.58	1.004	14:19:44.095
5 -	42.989	120.2	41.916	25.467	98.8	1:50.372	92.05	0.437	14:21:34.467
6 -	43.086	117.9	41.820	25.614	98.1	1:50.520	91.93	0.585	14:23:24.987
7 -	42.807	116.1	41.833	25.674	97.3	1:50.314	92.10	0.379	14:25:15.301
8 -	43.082	115.3	42.194	IN PIT		1:59.499 P	85.02	9.564	14:27:14.800
9 -	OUTLAP	116.1	41.983	25.672	99.0	3:37.751	46.65	1:47.816	14:30:52.551
10 -	42.559	119.1	41.857	25.526	98.4	1:49.942 (2)	92.41	0.007	14:32:42.493
11 -	42.708	118.9	41.701	25.536	98.1	1:49.945 (3)	92.41	0.010	14:34:32.438
12 -	42.767	117.3	41.742	25.426	99.5	1:49.935 (1)	92.41		14:36:22.373

P10 17		Tom CARNE		Honda - TC Racing / SP125 racing					
LAP	SECTOR 1		SECTOR 2	SECTOR 3		LAP TIME	MPH	DIFF	TIME OF DAY
1 -	44.817	123.1	45.198	27.025	96.2	1:57.040	86.80	6.910	14:13:57.474
2 -	44.484	112.0	43.295	25.896	101.6	1:53.675	89.37	3.545	14:15:51.149
3 -	45.523	120.4	42.714	26.881	98.6	1:55.118	88.25	4.988	14:17:46.267
4 -	44.747	123.5	43.732	26.339	93.9	1:54.818	88.48	4.688	14:19:41.085
5 -	43.953	121.1	42.706	26.297	97.9	1:52.956	89.94	2.826	14:21:34.041
6 -	43.828	122.4	42.707	26.024	99.3	1:52.559	90.26	2.429	14:23:26.600
7 -	43.345	120.6	42.913	25.684	100.2	1:51.942	90.76	1.812	14:25:18.542
8 -	43.333	121.1	42.170	25.670	99.3	1:51.173	91.39	1.043	14:27:09.715
9 -	43.411	121.7	42.018	25.445	100.9	1:50.874	91.63	0.744	14:29:00.589
10 -	43.428	121.5	42.052	25.698	100.4	1:51.178	91.38	1.048	14:30:51.767
11 -	42.952	122.0	41.652	25.526	100.9	1:50.130 (1)	92.25		14:32:41.897
12 -	42.940	121.3	41.910	25.798	101.1	1:50.648 (2)	91.82	0.518	14:34:32.545
13 -	42.913	123.1	41.693	26.147	95.3	1:50.753 (3)	91.73	0.623	14:36:23.298

P11 26 D		Jorel BOERBOOM		Honda -					
LAP	SECTOR 1		SECTOR 2	SECTOR 3		LAP TIME	MPH	DIFF	TIME OF DAY
1 -	43.462	122.0	42.215	25.671	100.9	1:51.348	91.24	1.175	14:13:49.320
2 -	43.360	120.6	42.080	25.508	100.9	1:50.948	91.57	0.775	14:15:40.268
3 -	43.295	119.8	42.079	25.676	100.6	1:51.050	91.49	0.877	14:17:31.318
4 -	42.794	120.9	42.260	25.403	102.1	1:50.457 (2)	91.98	0.284	14:19:21.775
5 -	44.843	112.4	42.205	26.635	95.3	1:53.683	89.37	3.510	14:21:15.458
6 -	45.586	117.3	42.471	25.396	101.1	1:53.453	89.55	3.280	14:23:08.911
7 -	42.938	119.6	42.265	IN PIT		1:59.495 P	85.02	9.322	14:25:08.406
8 -	OUTLAP	117.5	42.635	26.048	99.0	2:56.565	57.54	1:06.392	14:28:04.971
9 -	43.298	119.4	42.122	25.576	100.2	1:50.996	91.53	0.823	14:29:55.967
10 -	43.435	119.1	41.803	25.624	100.2	1:50.862	91.64	0.689	14:31:46.829
11 -	42.808	121.1	42.144	25.711	100.4	1:50.663 (3)	91.81	0.490	14:33:37.492
12 -	42.899	120.4	41.815	25.459	101.1	1:50.173 (1)	92.22		14:35:27.665

P12 142 D		Brian SLOOTEN		Bakker -					
LAP	SECTOR 1		SECTOR 2	SECTOR 3		LAP TIME	MPH	DIFF	TIME OF DAY
1 -	43.323	122.0	42.192	25.406	99.9	1:50.921	91.59	0.735	14:13:50.298
2 -	42.975	122.9	41.847	25.542	101.3	1:50.364 (3)	92.06	0.178	14:15:40.662
3 -	42.861	123.5	41.997	25.328	101.6	1:50.186 (1)	92.20		14:17:30.848
4 -	42.615	120.2	41.831	25.916	99.0	1:50.362 (2)	92.06	0.176	14:19:21.210
5 -	44.805	112.9	42.539	IN PIT		2:02.305 P	83.07	12.119	14:21:23.515

P13 88		Lewis ROLLO		Honda - RCD Motorsport					
LAP	SECTOR 1		SECTOR 2	SECTOR 3		LAP TIME	MPH	DIFF	TIME OF DAY
1 -	44.427	117.9	43.331	IN PIT		2:01.441 P	83.66	10.272	14:14:26.562
2 -	OUTLAP	118.3	43.307	26.373	97.5	5:32.588	30.54	3:41.419	14:19:59.150

Weather / Track : Cloudy / Dry

Assen

Circuit Length = 2.8222 miles

Start: 14:10 Flag 14:35 End: 14:37

MCRCB BULLETIN TK117

2013 MCE British Superbike Championship - Round 10

2013 Monster Energy British Motostar Championship

QUALIFYING 2 - SECTOR ANALYSIS

SECTOR 1 = FL to I1, SECTOR 2 = I1 to I2, SECTOR 3 = I2 to FL, DIFF = Difference To Personal Best Lap

3 -	43.688	117.5	42.487	26.183	98.1	1:52.358	90.42	1.189	14:21:51.508
4 -	43.565	117.3	42.414	26.104	98.1	1:52.083	90.64	0.914	14:23:43.591
5 -	43.976	115.7	42.905	26.327	98.1	1:53.208	89.74	2.039	14:25:36.799
6 -	43.521	117.7	41.842	25.806	98.4	1:51.169 (1)	91.39		14:27:27.968
7 -	43.317	118.1	42.447	25.925	98.1	1:51.689 (2)	90.96	0.520	14:29:19.657
8 -	43.361	119.8	42.940	26.210	98.4	1:52.511	90.30	1.342	14:31:12.168
9 -	43.610	117.3	42.299	26.084	98.6	1:51.993 (3)	90.72	0.824	14:33:04.161
10 -	43.819	117.1	42.539	25.869	98.6	1:52.227	90.53	1.058	14:34:56.388
11 -	43.944	116.9	43.097	26.120	96.4	1:53.161	89.78	1.992	14:36:49.549

P14	122	D	Ricardo BRINK		Honda - Autolakservice Remar Ljss				
LAP	SECTOR 1		SECTOR 2	SECTOR 3		LAP TIME	MPH	DIFF	TIME OF DAY
1 -	45.086	117.5	43.546	26.773	99.3	1:55.405	88.03	4.234	14:13:59.614
2 -	44.260	117.5	43.058	26.287	99.7	1:53.605	89.43	2.434	14:15:53.219
3 -	43.874	118.3	42.861	26.398	99.3	1:53.133	89.80	1.962	14:17:46.352
4 -	49.507	71.3	48.997	26.579	100.2	2:05.083	81.22	13.912	14:19:51.435
5 -	43.725	117.7	42.742	26.307	98.6	1:52.774	90.09	1.603	14:21:44.209
6 -	43.421	119.1	42.672	25.821	101.1	1:51.914	90.78	0.743	14:23:36.123
7 -	43.294	118.7	42.626	26.374	96.4	1:52.294	90.47	1.123	14:25:28.417
8 -	44.942	91.5	44.169	26.181	100.2	1:55.292	88.12	4.121	14:27:23.709
9 -	44.133	117.5	42.439	26.107	99.5	1:52.679	90.16	1.508	14:29:16.388
10 -	43.337	117.9	42.302	25.995	100.2	1:51.634	91.01	0.463	14:31:08.022
11 -	43.049	118.7	42.254	25.927	99.9	1:51.230 (2)	91.34	0.059	14:32:59.252
12 -	43.236	120.9	42.150	25.889	99.9	1:51.275 (3)	91.30	0.104	14:34:50.527
13 -	42.984	117.5	42.319	25.868	100.9	1:51.171 (1)	91.39		14:36:41.698

P15	10	Peter SUTHERLAND		Aprilia - Kinpac Racing / Floorcoat UK					
LAP	SECTOR 1		SECTOR 2	SECTOR 3		LAP TIME	MPH	DIFF	TIME OF DAY
1 -	45.294	120.2	45.061	28.537	97.9	1:58.892	85.45	7.696	14:13:58.115
2 -	43.743	119.8	42.421	26.320	99.7	1:52.484	90.32	1.288	14:15:50.599
3 -	46.905	116.3	42.694	IN PIT		2:06.549 P	80.28	15.353	14:17:57.148
4 -	OUTLAP	116.3	44.060	26.505	99.3	3:58.534	42.59	2:07.338	14:21:55.682
5 -	43.884	117.5	42.406	25.685	100.4	1:51.975	90.73	0.779	14:23:47.657
6 -	48.341	100.1	46.243	25.845	98.1	2:00.429	84.36	9.233	14:25:48.086
7 -	43.368	119.6	42.787	25.689	97.9	1:51.844	90.84	0.648	14:27:39.930
8 -	43.489	118.1	42.471	25.537	99.7	1:51.497 (3)	91.12	0.301	14:29:31.427
9 -	43.401	118.9	42.495	25.721	99.9	1:51.617	91.02	0.421	14:31:23.044
10 -	43.272	117.9	42.278	25.646	99.5	1:51.196 (1)	91.37		14:33:14.240
11 -	43.408	117.9	42.283	25.560	99.3	1:51.251 (2)	91.32	0.055	14:35:05.491

P16	74	M3	Alex PERSSON		Honda - Nordgren Racing				
LAP	SECTOR 1		SECTOR 2	SECTOR 3		LAP TIME	MPH	DIFF	TIME OF DAY
1 -	OUTLAP	114.9	44.990	27.130	97.7	2:15.946	74.73	24.530	14:14:33.827
2 -	44.311	115.9	43.541	26.673	99.5	1:54.525	88.71	3.109	14:16:28.352
3 -	43.526	116.7	42.774	26.773	97.7	1:53.073	89.85	1.657	14:18:21.425
4 -	43.561	116.5	42.728	26.387	100.2	1:52.676	90.17	1.260	14:20:14.101
5 -	43.469	117.1	42.750	26.228	99.7	1:52.447	90.35	1.031	14:22:06.548
6 -	43.144	117.3	42.691	26.241	99.5	1:52.076	90.65	0.660	14:23:58.624
7 -	43.057	117.9	42.824	26.060	99.9	1:51.941 (3)	90.76	0.525	14:25:50.565
8 -	44.277	117.1	42.740	26.069	101.1	1:53.086	89.84	1.670	14:27:43.651
9 -	42.803	119.1	43.453	26.525	98.4	1:52.781	90.08	1.365	14:29:36.432
10 -	42.974	117.5	42.351	26.091	99.9	1:51.416 (1)	91.19		14:31:27.848
11 -	42.950	117.7	42.511	26.074	100.4	1:51.535 (2)	91.09	0.119	14:33:19.383
12 -	52.457	113.9	43.786	26.735	98.1	2:02.978	82.61	11.562	14:35:22.361

P17	43	Arnie SHELTON		Honda - e3 motorsport					
LAP	SECTOR 1		SECTOR 2	SECTOR 3		LAP TIME	MPH	DIFF	TIME OF DAY
1 -	45.883	120.9	44.496	26.747	99.0	1:57.126	86.74	5.591	14:14:01.552
2 -	44.464	117.3	42.919	26.359	99.0	1:53.742	89.32	2.207	14:15:55.294
3 -	44.176	118.7	42.570	26.597	98.6	1:53.343	89.64	1.808	14:17:48.637
4 -	44.493	116.9	43.656	IN PIT		2:02.194 P	83.14	10.659	14:19:50.831

Weather / Track : Cloudy / Dry

Assen

Circuit Length = 2.8222 miles

Start: 14:10 Flag 14:35 End: 14:37

MCRCB BULLETIN TK117

2013 MCE British Superbike Championship - Round 10

2013 Monster Energy British Motostar Championship

QUALIFYING 2 - SECTOR ANALYSIS

SECTOR 1 = FL to I1, SECTOR 2 = I1 to I2, SECTOR 3 = I2 to FL, DIFF = Difference To Personal Best Lap

5 -	OUTLAP	116.1	44.250	26.799	98.1	5:53.860	28.71	4:02.325	14:25:44.691
6 -	44.171	117.1	42.840	26.264	98.1	1:53.275	89.69	1.740	14:27:37.966
7 -	43.914	117.1	42.475	26.097	98.6	1:52.486 (3)	90.32	0.951	14:29:30.452
8 -	43.984	116.7	42.594	26.351	99.7	1:52.929	89.96	1.394	14:31:23.381
9 -	43.640	117.7	42.076	25.819	99.9	1:51.535 (1)	91.09		14:33:14.916
10 -	43.883	118.3	41.887	25.841	99.7	1:51.611 (2)	91.03	0.076	14:35:06.527

P18 35		Elliot LODGE			Honda - SP125 / SpikeRacing				
LAP	SECTOR 1		SECTOR 2	SECTOR 3		LAP TIME	MPH	DIFF	TIME OF DAY
1 -	45.958	116.1	45.037	26.789	99.0	1:57.784	86.26	6.194	14:14:01.781
2 -	44.928	117.5	43.200	26.257	99.3	1:54.385	88.82	2.795	14:15:56.166
3 -	44.126	118.9	43.342	26.251	99.7	1:53.719	89.34	2.129	14:17:49.885
4 -	44.109	118.7	42.823	26.520	99.3	1:53.452	89.55	1.862	14:19:43.337
5 -	43.812	118.3	42.971	27.199	97.9	1:53.982	89.13	2.392	14:21:37.319
6 -	44.681	117.5	42.903	26.517	98.1	1:54.101	89.04	2.511	14:23:31.420
7 -	43.936	115.1	43.062	26.433	98.1	1:53.431	89.57	1.841	14:25:24.851
8 -	45.060	115.3	42.826	26.414	98.4	1:54.300	88.89	2.710	14:27:19.151
9 -	44.129	115.3	42.737	26.068	98.8	1:52.934	89.96	1.344	14:29:12.085
10 -	43.915	115.5	42.486	26.303	99.0	1:52.704 (3)	90.14	1.114	14:31:04.789
11 -	44.275	115.1	42.639	26.530	98.1	1:53.444	89.56	1.854	14:32:58.233
12 -	43.818	115.9	42.417	26.431	99.3	1:52.666 (2)	90.17	1.076	14:34:50.899
13 -	43.517	116.9	42.085	25.988	99.7	1:51.590 (1)	91.04		14:36:42.489

P19 3		Taz TAYLOR			Luyten Honda - FPW Racing				
LAP	SECTOR 1		SECTOR 2	SECTOR 3		LAP TIME	MPH	DIFF	TIME OF DAY
1 -	44.371	121.3	42.861	26.073	101.6	1:53.305 (2)	89.67	1.429	14:13:53.407
2 -	43.877	118.9	42.001	25.998	101.3	1:51.876 (1)	90.81		14:15:45.283
3 -	43.539	120.2	42.300	IN PIT		2:02.896 P	82.67	11.020	14:17:48.179
4 -	OUTLAP	118.7	42.965	28.931	46.2	5:16.342	32.11	3:24.466	14:23:04.521
5 -	OUTLAP	119.8	43.552	26.555	74.3	12:22.671	13.68	10:30.795	14:35:27.192

P20 41		Milo WARD			Luyten Honda - FPW Racing				
LAP	SECTOR 1		SECTOR 2	SECTOR 3		LAP TIME	MPH	DIFF	TIME OF DAY
1 -	44.499	117.3	43.156	26.900	98.1	1:54.555	88.69	2.256	14:13:55.859
2 -	44.350	114.3	43.502	26.571	96.8	1:54.423	88.79	2.124	14:15:50.282
3 -	43.792	115.3	42.943	26.931	97.3	1:53.666	89.38	1.367	14:17:43.948
4 -	43.880	113.1	42.601	26.215	97.7	1:52.696	90.15	0.397	14:19:36.644
5 -	43.752	112.9	42.491	26.184	97.7	1:52.427	90.37	0.128	14:21:29.071
6 -	43.598	114.7	42.560	26.174	98.4	1:52.332 (2)	90.44	0.033	14:23:21.403
7 -	51.389	114.5	43.296	27.049	96.4	2:01.734	83.46	9.435	14:25:23.137
8 -	43.986	114.3	42.560	25.979	98.6	1:52.525	90.29	0.226	14:27:15.662
9 -	43.579	114.3	42.949	26.152	97.0	1:52.680	90.16	0.381	14:29:08.342
10 -	43.710	115.1	42.518	26.071	98.4	1:52.299 (1)	90.47		14:31:00.641
11 -	43.332	115.9	42.642	26.523	94.3	1:52.497	90.31	0.198	14:32:53.138
12 -	43.967	115.3	42.214	26.228	98.1	1:52.409 (3)	90.38	0.110	14:34:45.547
13 -	43.860	116.1	42.511	26.163	99.5	1:52.534	90.28	0.235	14:36:38.081

P21 25 D		Mike BROUWERS			Honda -				
LAP	SECTOR 1		SECTOR 2	SECTOR 3		LAP TIME	MPH	DIFF	TIME OF DAY
1 -	48.137	111.6	44.064	27.027	94.3	1:59.228	85.21	6.575	14:14:03.844
2 -	44.535	115.1	43.583	26.652	97.7	1:54.770	88.52	2.117	14:15:58.614
3 -	44.595	113.3	43.116	26.824	93.5	1:54.535	88.70	1.882	14:17:53.149
4 -	46.227	114.7	42.926	26.550	96.8	1:55.703	87.81	3.050	14:19:48.852
5 -	44.181	113.3	43.212	26.398	97.3	1:53.791	89.28	1.138	14:21:42.643
6 -	44.535	114.1	42.602	26.230	95.7	1:53.367 (3)	89.62	0.714	14:23:36.010
7 -	44.366	114.5	42.730	26.709	92.7	1:53.805	89.27	1.152	14:25:29.815
8 -	48.116	98.6	43.796	26.408	95.7	1:58.320	85.87	5.667	14:27:28.135
9 -	44.169	112.7	42.287	26.197	96.4	1:52.653 (1)	90.18		14:29:20.788
10 -	44.064	112.7	42.628	26.125	96.8	1:52.817 (2)	90.05	0.164	14:31:13.605
11 -	44.509	113.1	43.078	27.013	93.9	1:54.600	88.65	1.947	14:33:08.205
12 -	44.973	110.9	44.579	26.452	95.3	1:56.004	87.58	3.351	14:35:04.209

Assen

Circuit Length = 2.8222 miles

Start: 14:10 Flag 14:35 End: 14:37

Weather / Track : Cloudy / Dry

MCRCB BULLETIN TK117

2013 MCE British Superbike Championship - Round 10

2013 Monster Energy British Motostar Championship

QUALIFYING 2 - SECTOR ANALYSIS

SECTOR 1 = FL to I1, SECTOR 2 = I1 to I2, SECTOR 3 = I2 to FL, DIFF = Difference To Personal Best Lap

P22 24		Daniel COSTILLA		Honda - Repli-Cast UK					
LAP	SECTOR 1		SECTOR 2	SECTOR 3		LAP TIME	MPH	DIFF	TIME OF DAY
1 -	45.743	118.7	43.458	26.648	100.2	1:55.849	87.70	3.093	14:13:59.977
2 -	44.787	117.7	43.260	26.492	101.1	1:54.539	88.70	1.783	14:15:54.516
3 -	44.321	118.7	43.022	26.815	99.7	1:54.158	89.00	1.402	14:17:48.674
4 -	44.419	117.1	42.894	26.452	100.6	1:53.765	89.30	1.009	14:19:42.439
5 -	44.168	117.9	44.009	26.808	99.0	1:54.985	88.36	2.229	14:21:37.424
6 -	44.614	118.1	43.700	26.645	100.6	1:54.959	88.38	2.203	14:23:32.383
7 -	44.698	119.8	43.363	26.161	100.2	1:54.222	88.95	1.466	14:25:26.605
8 -	44.028	118.1	43.018	26.038	100.6	1:53.084	89.84	0.328	14:27:19.689
9 -	43.970	117.9	42.876	25.997	100.6	1:52.843 (3)	90.03	0.087	14:29:12.532
10 -	43.700	118.3	43.027	26.029	101.3	1:52.756 (1)	90.10		14:31:05.288
11 -	44.338	117.5	42.670	26.207	99.9	1:53.215	89.74	0.459	14:32:58.503
12 -	43.815	118.7	43.054	26.208	99.9	1:53.077	89.85	0.321	14:34:51.580
13 -	43.714	118.9	42.943	26.161	101.1	1:52.818 (2)	90.05	0.062	14:36:44.398

P23 124 D		Tasia RODINK		Honda -					
LAP	SECTOR 1		SECTOR 2	SECTOR 3		LAP TIME	MPH	DIFF	TIME OF DAY
1 -	52.219	63.5	51.122	27.088	100.4	2:10.429 (2)	77.89	17.667	14:14:18.312
2 -	43.975	116.9	42.690	26.097	100.2	1:52.762 (1)	90.10		14:16:11.074

P24 65		Josh OWENS		Honda - JPL / George Roberts					
LAP	SECTOR 1		SECTOR 2	SECTOR 3		LAP TIME	MPH	DIFF	TIME OF DAY
1 -	46.199	115.3	44.008	27.023	96.8	1:57.230	86.66	4.118	14:14:01.353
2 -	45.203	116.1	42.611	26.385	97.5	1:54.199	88.96	1.087	14:15:55.552
3 -	44.636	116.5	42.671	26.658	96.6	1:53.965 (3)	89.15	0.853	14:17:49.517
4 -	44.283	116.7	43.114	IN PIT		2:02.926 P	82.65	9.814	14:19:52.443
5 -	OUTLAP	112.2	43.264	26.987	96.4	2:48.597	60.26	55.485	14:22:41.040
6 -	44.593	113.9	43.426	26.875	96.8	1:54.894	88.43	1.782	14:24:35.934
7 -	44.925	111.4	43.501	26.531	97.5	1:54.957	88.38	1.845	14:26:30.891
8 -	45.668	111.8	43.296	26.385	94.7	1:55.349	88.08	2.237	14:28:26.240
9 -	45.112	113.1	45.313	26.820	97.9	1:57.245	86.65	4.133	14:30:23.485
10 -	43.990	116.3	43.142	26.731	96.6	1:53.863 (2)	89.23	0.751	14:32:17.348
11 -	44.276	115.5	43.970	29.381	98.4	1:57.627	86.37	4.515	14:34:14.975
12 -	44.362	117.7	42.481	26.269	96.0	1:53.112 (1)	89.82		14:36:08.087

P25 22		Stephanie WADDELOW		Honda - SP125 / Flossy Racing					
LAP	SECTOR 1		SECTOR 2	SECTOR 3		LAP TIME	MPH	DIFF	TIME OF DAY
1 -	44.873	118.9	43.919	26.497	101.1	1:55.289	88.12	2.176	14:14:03.100
2 -	44.500	117.5	44.410	26.472	99.9	1:55.382	88.05	2.269	14:15:58.482
3 -	44.791	118.9	43.797	26.477	100.9	1:55.065	88.29	1.952	14:17:53.547
4 -	44.168	117.9	43.476	26.643	100.6	1:54.287	88.90	1.174	14:19:47.834
5 -	44.235	117.3	43.338	26.285	101.1	1:53.858 (3)	89.23	0.745	14:21:41.692
6 -	43.852	117.5	43.031	26.230	99.9	1:53.113 (1)	89.82		14:23:34.805
7 -	43.825	117.7	43.277	IN PIT		2:06.389 P	80.38	13.276	14:25:41.194
8 -	OUTLAP	115.9	44.714	26.145	100.4	2:48.297	60.37	55.184	14:28:29.491
9 -	44.351	117.9	43.302	26.437	101.3	1:54.090	89.05	0.977	14:30:23.581
10 -	45.285	110.1	47.661	26.331	100.2	1:59.277	85.18	6.164	14:32:22.858
11 -	43.690	118.9	43.350	26.246	101.1	1:53.286 (2)	89.68	0.173	14:34:16.144

P26 11		Joseph THOMAS		Honda - Moto UK Racing					
LAP	SECTOR 1		SECTOR 2	SECTOR 3		LAP TIME	MPH	DIFF	TIME OF DAY
1 -	44.847	119.1	43.477	26.865	97.5	1:55.189	88.20	2.068	14:13:55.291
2 -	43.840	115.1	43.518	26.567	97.9	1:53.925	89.18	0.804	14:15:49.216
3 -	44.157	115.9	43.653	26.808	96.8	1:54.618	88.64	1.497	14:17:43.834
4 -	44.491	114.3	45.245	IN PIT		2:06.361 P	80.40	13.240	14:19:50.195
5 -	OUTLAP	115.1	44.775	27.091	96.6	3:37.521	46.70	1:44.400	14:23:27.716
6 -	44.197	115.9	44.107	27.233	97.9	1:55.537	87.93	2.416	14:25:23.253
7 -	43.933	116.9	42.973	26.215	98.4	1:53.121 (1)	89.81		14:27:16.374

Assen

Circuit Length = 2.8222 miles

Start: 14:10 Flag 14:35 End: 14:37

Weather / Track : Cloudy / Dry

MCRCB BULLETIN TK117

2013 MCE British Superbike Championship - Round 10

2013 Monster Energy British Motostar Championship

QUALIFYING 2 - SECTOR ANALYSIS

SECTOR 1 = FL to I1, SECTOR 2 = I1 to I2, SECTOR 3 = I2 to FL, DIFF = Difference To Personal Best Lap

8 -	43.744	117.3	43.398	26.507	97.7	1:53.649 (2)	89.39	0.528	14:29:10.023
9 -	43.883	116.9	43.244	26.736	98.4	1:53.863 (3)	89.23	0.742	14:31:03.886
10 -	46.215	114.3	45.675	IN PIT		2:09.094 P	78.70	15.973	14:33:12.980
11 -	OUTLAP	116.1	44.355	27.508	97.5	2:55.469	57.90	1:02.348	14:36:08.449

P27 44		Jake BAYFORD		Honda - j4ke.com						
LAP	SECTOR 1		SECTOR 2	SECTOR 3		LAP TIME	MPH	DIFF	TIME OF DAY	
1 -	45.631	120.6	44.689	27.354	96.4	1:57.674	86.34	4.505	14:14:02.465	
2 -	44.793	116.3	44.185	26.967	98.6	1:55.945	87.62	2.776	14:15:58.410	
3 -	45.324	120.0	43.425	27.004	98.1	1:55.753	87.77	2.584	14:17:54.163	
4 -	44.673	118.1	43.263	26.616	99.7	1:54.552	88.69	1.383	14:19:48.715	
5 -	44.191	118.9	43.153	26.380	99.9	1:53.724 (3)	89.34	0.555	14:21:42.439	
6 -	43.933	120.0	42.939	26.297	99.7	1:53.169 (1)	89.77		14:23:35.608	
7 -	44.327	119.1	42.953	26.785	96.0	1:54.065	89.07	0.896	14:25:29.673	
8 -	44.302	118.1	43.637	26.709	99.5	1:54.648	88.62	1.479	14:27:24.321	
9 -	44.436	118.1	46.056	IN PIT		2:08.159 P	79.27	14.990	14:29:32.480	
10 -	OUTLAP	77.8	53.503	26.719	99.9	2:52.025	59.06	58.856	14:32:24.505	
11 -	44.403	118.9	43.167	26.369	100.2	1:53.939	89.17	0.770	14:34:18.444	
12 -	44.596	120.0	42.832	26.118	100.2	1:53.546 (2)	89.48	0.377	14:36:11.990	

P28 46		Daniel HERMANSSON		Honda -						
LAP	SECTOR 1		SECTOR 2	SECTOR 3		LAP TIME	MPH	DIFF	TIME OF DAY	
1 -	44.479	115.5	44.697	27.168	96.8	1:56.344	87.32	3.017	14:14:18.292	
2 -	44.479	116.5	43.293	26.826	96.8	1:54.598	88.65	1.271	14:16:12.890	
3 -	44.252	115.5	43.917	27.407	96.4	1:55.576	87.90	2.249	14:18:08.466	
4 -	45.121	113.5	43.617	26.755	98.6	1:55.493	87.97	2.166	14:20:03.959	
5 -	45.903	113.3	44.996	27.410	97.5	1:58.309	85.87	4.982	14:22:02.268	
6 -	44.688	114.5	43.512	26.754	97.0	1:54.954	88.38	1.627	14:23:57.222	
7 -	43.950	116.1	43.878	26.269	97.5	1:54.097	89.04	0.770	14:25:51.319	
8 -	44.990	117.1	44.052	27.037	97.0	1:56.079	87.52	2.752	14:27:47.398	
9 -	44.032	116.5	43.262	26.479	97.7	1:53.773 (2)	89.30	0.446	14:29:41.171	
10 -	43.881	116.1	42.850	26.596	97.5	1:53.327 (1)	89.65		14:31:34.498	
11 -	45.184	114.3	44.586	26.748	97.3	1:56.518	87.19	3.191	14:33:31.016	
12 -	44.172	117.3	42.975	26.639	97.9	1:53.786 (3)	89.29	0.459	14:35:24.802	

P29 32		Martin SVENSSON		Honda -						
LAP	SECTOR 1		SECTOR 2	SECTOR 3		LAP TIME	MPH	DIFF	TIME OF DAY	
1 -	45.304	113.3	44.196	26.486	96.0	1:55.986	87.59	2.358	14:14:11.986	
2 -	44.360	114.7	43.926	27.235	92.1	1:55.521	87.95	1.893	14:16:07.507	
3 -	44.787	113.1	43.057	26.475	96.2	1:54.319 (2)	88.87	0.691	14:18:01.826	
4 -	44.803	115.1	44.613	26.554	94.5	1:55.970	87.61	2.342	14:19:57.796	
5 -	45.391	112.2	46.403	IN PIT		2:13.594 P	76.05	19.966	14:22:11.390	
6 -	OUTLAP	108.9	44.035	26.722	93.7	2:21.277	71.91	27.649	14:24:32.667	
7 -	44.743	111.1	43.629	26.345	95.1	1:54.717	88.56	1.089	14:26:27.384	
8 -	44.515	112.4	42.870	26.243	95.1	1:53.628 (1)	89.41		14:28:21.012	
9 -	44.610	111.6	43.283	26.539	94.9	1:54.432 (3)	88.78	0.804	14:30:15.444	
10 -	44.594	112.4	42.948	26.934	94.5	1:54.476	88.75	0.848	14:32:09.920	
11 -	48.714	110.1	47.687	28.259	94.7	2:04.660	81.50	11.032	14:34:14.580	
12 -	46.637	112.4	43.973	26.722	92.7	1:57.332	86.59	3.704	14:36:11.912	

P30 36		Jayson URIBE		Honda - Rock and Sons Racing						
LAP	SECTOR 1		SECTOR 2	SECTOR 3		LAP TIME	MPH	DIFF	TIME OF DAY	
1 -	44.194	119.8	43.841	26.803	98.1	1:54.838	88.47	0.948	14:13:56.480	
2 -	43.983	117.3	43.522	26.824	98.4	1:54.329	88.86	0.439	14:15:50.809	
3 -	44.397	116.5	43.632	26.700	97.3	1:54.729	88.55	0.839	14:17:45.538	
4 -	44.108	117.1	43.486	26.621	98.1	1:54.215 (3)	88.95	0.325	14:19:39.753	
5 -	44.217	115.5	43.778	IN PIT		2:05.105 P	81.21	11.215	14:21:44.858	
6 -	OUTLAP	116.5	43.848	26.693	97.7	2:54.449	58.24	1:00.559	14:24:39.307	
7 -	45.784	115.3	43.512	26.368	99.0	1:55.664	87.84	1.774	14:26:34.971	
8 -	43.661	117.3	44.027	26.202	98.4	1:53.890 (1)	89.21		14:28:28.861	
9 -	43.563	117.5	44.147	26.547	98.6	1:54.257	88.92	0.367	14:30:23.118	

Weather / Track : Cloudy / Dry

Assen

Circuit Length = 2.8222 miles

Start: 14:10 Flag 14:35 End: 14:37

MCRCB BULLETIN TK117

2013 MCE British Superbike Championship - Round 10

2013 Monster Energy British Motostar Championship

QUALIFYING 2 - SECTOR ANALYSIS

SECTOR 1 = FL to I1, SECTOR 2 = I1 to I2, SECTOR 3 = I2 to FL, DIFF = Difference To Personal Best Lap

10 -	44.076	116.5	43.285	26.660	96.8	1:54.021 (2)	89.10	0.131	14:32:17.139
11 -	44.038	116.3	45.160	28.360	98.6	1:57.558	86.42	3.668	14:34:14.697
12 -	44.357	117.9	43.728	26.401	97.9	1:54.486	88.74	0.596	14:36:09.183

P31 81		Hans PEDERSEN		Honda - Nordgren Racing						
LAP	SECTOR 1		SECTOR 2	SECTOR 3		LAP TIME	MPH	DIFF	TIME OF DAY	
1 -	44.847	119.1	43.399	26.510	100.9	1:54.756	88.53	0.821	14:14:07.759	
2 -	44.694	118.9	43.550	28.053	75.0	1:56.297	87.36	2.362	14:16:04.056	
3 -	51.448	94.2	45.240	27.041	99.9	2:03.729	82.11	9.794	14:18:07.785	
4 -	45.538	117.5	43.474	26.931	98.4	1:55.943	87.63	2.008	14:20:03.728	
5 -	44.126	117.9	43.584	26.760	100.9	1:54.470	88.75	0.535	14:21:58.198	
6 -	44.012	118.1	43.083	26.840	101.3	1:53.935 (1)	89.17		14:23:52.133	
7 -	46.150	111.1	44.904	27.269	98.1	1:58.323	85.86	4.388	14:25:50.456	
8 -	45.179	118.9	43.016	26.207	101.1	1:54.402 (3)	88.81	0.467	14:27:44.858	
9 -	44.179	117.1	43.675	26.625	100.2	1:54.479	88.75	0.544	14:29:39.337	
10 -	44.272	117.5	43.304	26.658	100.2	1:54.234 (2)	88.94	0.299	14:31:33.571	
11 -	45.860	105.3	47.083	IN PIT		2:12.771 P	76.52	18.836	14:33:46.342	
12 -	OUTLAP	117.7	44.743	27.811	99.5	2:35.131	65.49	41.196	14:36:21.473	

P32 42 M3		James HOBSON		Honda - Two 4 Motorsport						
LAP	SECTOR 1		SECTOR 2	SECTOR 3		LAP TIME	MPH	DIFF	TIME OF DAY	
1 -	46.275	118.9	44.669	27.242	96.2	1:58.186	85.96	4.142	14:14:06.705	
2 -	44.846	118.9	44.372	27.120	99.0	1:56.338	87.33	2.294	14:16:03.043	
3 -	44.447	119.4	44.212	27.212	98.8	1:55.871	87.68	1.827	14:17:58.914	
4 -	44.735	118.7	44.453	27.524	99.3	1:56.712	87.05	2.668	14:19:55.626	
5 -	47.649	121.1	45.737	27.426	97.9	2:00.812	84.09	6.768	14:21:56.438	
6 -	44.474	119.1	44.109	26.955	99.3	1:55.538	87.93	1.494	14:23:51.976	
7 -	43.923	117.9	44.107	26.790	99.0	1:54.820 (3)	88.48	0.776	14:25:46.796	
8 -	44.276	119.6	44.073	26.792	99.0	1:55.141	88.24	1.097	14:27:41.937	
9 -	44.056	118.7	44.142	26.812	99.7	1:55.010	88.34	0.966	14:29:36.947	
10 -	43.791	119.6	43.620	26.633	99.5	1:54.044 (1)	89.08		14:31:30.991	
11 -	44.530	119.1	43.479	26.875	99.9	1:54.884	88.43	0.840	14:33:25.875	
12 -	44.019	118.3	43.627	26.792	99.7	1:54.438 (2)	88.78	0.394	14:35:20.313	

P33 13 M3		Sam BURMAN		Honda - WNT / Burman Racing						
LAP	SECTOR 1		SECTOR 2	SECTOR 3		LAP TIME	MPH	DIFF	TIME OF DAY	
1 -	45.089	120.2			99.9	1:56.476	87.22	2.020	14:13:55.585	
2 -	44.432	119.8	43.585	26.845	98.8	1:54.862 (2)	88.45	0.406	14:15:50.447	
3 -	44.708	119.6	44.154	26.748	99.7	1:55.610	87.88	1.154	14:17:46.057	
4 -	44.827	119.8			99.9	1:55.709	87.80	1.253	14:19:41.766	
5 -	44.752	120.0	43.330	26.958	99.7	1:55.040	88.31	0.584	14:21:36.806	
6 -	45.066	118.9	43.660	26.596	99.7	1:55.322	88.10	0.866	14:23:32.128	
7 -	44.807	119.6	44.465	26.612	99.5	1:55.884	87.67	1.428	14:25:28.012	
8 -	44.969	119.8	43.798	26.632	99.5	1:55.399	88.04	0.943	14:27:23.411	
9 -	44.750	121.3	43.340	26.366	99.5	1:54.456 (1)	88.76		14:29:17.867	
10 -	44.625	119.8	43.984	26.515	99.7	1:55.124	88.25	0.668	14:31:12.991	
11 -	44.287	120.4	43.626	26.971	99.7	1:54.884 (3)	88.43	0.428	14:33:07.875	
12 -	44.993	119.6			99.5	1:55.289	88.12	0.833	14:35:03.164	

P34 99 D		Miguel LOURENCO		Honda - Laomn / RTNN						
LAP	SECTOR 1		SECTOR 2	SECTOR 3		LAP TIME	MPH	DIFF	TIME OF DAY	
1 -	45.668	113.7	44.242	26.800	95.7	1:56.710	87.05	2.110	14:14:04.258	
2 -	44.951	112.9	44.065	26.775	96.0	1:55.791	87.74	1.191	14:16:00.049	
3 -	45.267	112.5	43.809	27.002	96.0	1:56.078	87.52	1.478	14:17:56.127	
4 -	44.918	111.6	44.046	26.684	96.4	1:55.648	87.85	1.048	14:19:51.775	
5 -	44.578	111.2	43.551	26.889	96.0	1:55.018 (3)	88.33	0.418	14:21:46.793	
6 -	45.127	110.1	43.855	26.813	95.5	1:55.795	87.74	1.195	14:23:42.588	
7 -	45.324	111.1	43.353	26.570	96.2	1:55.247	88.15	0.647	14:25:37.835	
8 -	44.690	111.1	43.390	IN PIT		2:06.203 P	80.50	11.603	14:27:44.038	
9 -	OUTLAP	110.3	43.677	26.635	96.0	3:04.876	54.95	1:10.276	14:30:48.914	
10 -	44.586	110.3	43.538	26.533	96.0	1:54.657 (2)	88.61	0.057	14:32:43.571	

Weather / Track : Cloudy / Dry

Assen

Circuit Length = 2.8222 miles

Start: 14:10 Flag 14:35 End: 14:37

MCRCB BULLETIN TK117

2013 MCE British Superbike Championship - Round 10

2013 Monster Energy British Motostar Championship

QUALIFYING 2 - SECTOR ANALYSIS

SECTOR 1 = FL to I1, SECTOR 2 = I1 to I2, SECTOR 3 = I2 to FL, DIFF = Difference To Personal Best Lap

11 -	44.334	111.2	43.541	26.725	96.2	1:54.600 (1)	88.65		14:34:38.171
12 -	45.131	111.1	44.024	26.874	96.0	1:56.029	87.56	1.429	14:36:34.200

P35 28 D Dennis KOOPMAN Honda -										
LAP	SECTOR 1		SECTOR 2		SECTOR 3		LAP TIME	MPH	DIFF	TIME OF DAY
1 -	46.971	110.9	45.711	27.854	96.6	2:00.536	84.29	5.219	14:14:09.326	
2 -	45.458	115.1	43.570	26.719	96.4	1:55.747	87.77	0.430	14:16:05.073	
3 -	44.753	115.9	43.622	26.942	96.0	1:55.317 (1)	88.10		14:18:00.390	
4 -	44.496	114.7	43.410	27.587	97.0	1:55.493 (3)	87.97	0.176	14:19:55.883	
5 -	45.740	112.7	43.644	27.006	96.6	1:56.390	87.29	1.073	14:21:52.273	
6 -	44.796	113.5	43.762	26.772	96.0	1:55.330 (2)	88.09	0.013	14:23:47.603	

P36 258 D Matthijs VAN DE WALL Honda -										
LAP	SECTOR 1		SECTOR 2		SECTOR 3		LAP TIME	MPH	DIFF	TIME OF DAY
1 -	47.044	112.4	45.990	27.491	94.7	2:00.525	84.29	4.966	14:14:08.510	
2 -	46.370	111.1	45.323	27.566	93.9	1:59.259	85.19	3.700	14:16:07.769	
3 -	46.395	111.4	45.027	28.082	92.9	1:59.504	85.01	3.945	14:18:07.273	
4 -	46.333	112.4	44.940	27.576	93.9	1:58.849	85.48	3.290	14:20:06.122	
5 -	46.145	111.4	44.780	27.248	96.0	1:58.173	85.97	2.614	14:22:04.295	
6 -	45.840	111.1	44.736	27.445	94.1	1:58.021	86.08	2.462	14:24:02.316	
7 -	46.050	110.1	45.482	27.319	93.9	1:58.851	85.48	3.292	14:26:01.167	
8 -	49.626	104.8	47.049	27.658	94.7	2:04.333	81.71	8.774	14:28:05.500	
9 -	45.585	111.8	44.916	27.231	94.3	1:57.732	86.29	2.173	14:30:03.232	
10 -	45.850	111.4	44.417	27.321	94.5	1:57.588 (3)	86.40	2.029	14:32:00.820	
11 -	45.242	111.4	44.504	27.155	95.3	1:56.901 (2)	86.91	1.342	14:33:57.721	
12 -	44.868	112.4	43.847	26.844	94.9	1:55.559 (1)	87.92		14:35:53.280	

P37 77 Jason VERNON Honda - SGR Racing										
LAP	SECTOR 1		SECTOR 2		SECTOR 3		LAP TIME	MPH	DIFF	TIME OF DAY
1 -	45.942	111.8	44.823	27.250	95.7	1:58.015 (2)	86.09	2.420	14:14:12.673	
2 -	44.820	112.4	43.546	27.229	93.7	1:55.595 (1)	87.89		14:16:08.268	

P38 164 Dylan BARNARD Honda - Cresswell Racing										
LAP	SECTOR 1		SECTOR 2		SECTOR 3		LAP TIME	MPH	DIFF	TIME OF DAY
1 -	45.871	116.9	44.747	28.254	91.7	1:58.872	85.47	2.853	14:14:06.709	
2 -	45.931	113.9	44.366	27.305	94.9	1:57.602	86.39	1.583	14:16:04.311	
3 -	45.493	113.5	44.163	27.320	96.2	1:56.976 (3)	86.85	0.957	14:18:01.287	
4 -	45.041	114.1	44.743	27.058	95.3	1:56.842 (2)	86.95	0.823	14:19:58.129	
5 -	44.799	112.7	44.101	27.119	96.0	1:56.019 (1)	87.57		14:21:54.148	
6 -	46.176	112.7	44.162	27.304	94.7	1:57.642	86.36	1.623	14:23:51.790	
7 -	46.123	112.2	44.818	27.262	93.7	1:58.203	85.95	2.184	14:25:49.993	
8 -	46.098	113.7	44.576	27.090	96.0	1:57.764	86.27	1.745	14:27:47.757	
9 -	46.386	110.7	44.495	27.301	94.5	1:58.182	85.97	2.163	14:29:45.939	
10 -	45.612	111.6	44.506	27.518	95.1	1:57.636	86.36	1.617	14:31:43.575	
11 -	45.812	111.2	44.310	27.447	94.5	1:57.569	86.41	1.550	14:33:41.144	
12 -	45.834	111.8	44.795	27.579	94.3	1:58.208	85.95	2.189	14:35:39.352	

P39 40 M3 Joe FRANCIS Honda - Team WD40										
LAP	SECTOR 1		SECTOR 2		SECTOR 3		LAP TIME	MPH	DIFF	TIME OF DAY
1 -	OUTLAP	123.1	46.255	IN PIT		18:16.836 P	9.26		14:30:22.273	

Weather / Track : Cloudy / Dry

Assen

Circuit Length = 2.8222 miles

Start: 14:10 Flag 14:35 End: 14:37

MCRCB BULLETIN TK118**2013 MCE British Superbike Championship - Round 10****2013 Monster Energy British Motostar Championship****QUALIFYING 2 - BEST SPEEDS**

POS	SECTOR 1			SECTOR 2			FINISH LINE		
	NO	NAME	MPH	NO	NAME	MPH	NO	NAME	MPH
1	66	Joe IRVING	128.8				66	Joe IRVING	105.8
2	21	Jerry VAN DE BUNT	126.8				67	Andy REID	105.3
3	61	Ernst DUBBINK	126.1				61	Ernst DUBBINK	104.8
4	64	Bo BENDSNEIJDER	126.1				95	Tarran MACKENZIE	104.8
5	71	Thomas VAN LEEUWEN	124.9				21	Jerry VAN DE BUNT	104.5
6	95	Tarran MACKENZIE	124.9				64	Bo BENDSNEIJDER	104.5
7	67	Andy REID	124.7				34	Jordan WEAVING	104.0
8	26	Jorel BOERBOOM	123.8				71	Thomas VAN LEEUWEN	104.0
9	17	Tom CARNE	123.5				26	Jorel BOERBOOM	102.1
10	142	Brian SLOOTEN	123.5				3	Taz TAYLOR	101.6
11	34	Jordan WEAVING	123.3				17	Tom CARNE	101.6
12	40	Joe FRANCIS	123.1				142	Brian SLOOTEN	101.6
13	3	Taz TAYLOR	121.3				22	Stephanie WADDELOW	101.3
14	13	Sam BURMAN	121.3				24	Daniel COSTILLA	101.3
15	42	James HOBSON	121.1				81	Hans PEDERSEN	101.3
16	43	Arnie SHELTON	120.9				74	Alex PERSSON	101.1
17	122	Ricardo BRINK	120.9				122	Ricardo BRINK	101.1
18	44	Jake BAYFORD	120.6				10	Peter SUTHERLAND	100.4
19	124	Tasia RODINK	120.6				124	Tasia RODINK	100.4
20	10	Peter SUTHERLAND	120.4				44	Jake BAYFORD	100.2
21	12	Edward RENDELL	120.2				13	Sam BURMAN	99.9
22	24	Daniel COSTILLA	119.8				42	James HOBSON	99.9
23	36	Jayson URIBE	119.8				43	Arnie SHELTON	99.9
24	88	Lewis ROLLO	119.8				12	Edward RENDELL	99.7
25	11	Joseph THOMAS	119.1				35	Elliot LODGE	99.7
26	74	Alex PERSSON	119.1				41	Milo WARD	99.5
27	81	Hans PEDERSEN	119.1				36	Jayson URIBE	99.0
28	22	Stephanie WADDELOW	118.9				46	Daniel HERMANSSON	98.6
29	35	Elliot LODGE	118.9				88	Lewis ROLLO	98.6
30	65	Josh OWENS	117.7				11	Joseph THOMAS	98.4
31	41	Milo WARD	117.3				65	Josh OWENS	98.4
32	46	Daniel HERMANSSON	117.3				25	Mike BROUWERS	97.7
33	164	Dylan BARNARD	116.9				28	Dennis KOOPMAN	97.3
34	25	Mike BROUWERS	116.5				99	Miguel LOURENCO	96.4
35	28	Dennis KOOPMAN	115.9				32	Martin SVENSSON	96.2
36	32	Martin SVENSSON	115.1				164	Dylan BARNARD	96.2
37	99	Miguel LOURENCO	113.7				258	Matthijs VAN DE WALL	96.0
38	77	Jason VERNON	113.3				77	Jason VERNON	95.7
39	258	Matthijs VAN DE WALL	112.4						

Weather / Track : Cloudy / Dry

Assen

Circuit Length = 2.8222 miles

Start: 14:10 Flag 14:35 End: 14:37

Results can be found at www.tsl-timing.com

Printed - 14:42 Saturday, 21 September 2013

MCRCB BULLETIN TK119

2013 MCE British Superbike Championship - Round 10

2013 Monster Energy British Motostar Championship

QUALIFYING 2 - BEST SECTORS

SECTOR 1			SECTOR 2			SECTOR 3			IDEAL / BEST COMPARISON						
POS	NO	NAME	TIME	NO	NAME	TIME	NO	NAME	TIME	POS	NO	NAME	IDEAL	BEST	DIFF
1	64	BENDSNEIJDER	41.372	34	WEAVING	40.372	21	VAN DE BUNT	24.621				PERFECT LAP	1:46.365	
2	61	DUBBINK	41.555	67	REID	40.542	61	DUBBINK	24.632	1	61	DUBBINK	1:46.808	1:47.005	0.197
3	21	VAN DE BUNT	41.578	61	DUBBINK	40.621	67	REID	24.638	2	67	REID	1:46.808	1:46.974	0.166
4	71	VAN LEEUWEN	41.620	66	IRVING	40.653	64	BENDSNEIJDER	24.769	3	21	VAN DE BUNT	1:46.889	1:46.921	0.032
5	67	REID	41.628	21	VAN DE BUNT	40.690	66	IRVING	24.787	4	64	BENDSNEIJDER	1:46.976	1:47.326	0.350
6	66	IRVING	41.695	71	VAN LEEUWEN	40.774	34	WEAVING	24.867	5	34	WEAVING	1:47.039	1:47.039	0.000
7	34	WEAVING	41.800	64	BENDSNEIJDER	40.835	71	VAN LEEUWEN	24.872	6	66	IRVING	1:47.135	1:47.135	0.000
8	95	MACKENZIE	41.876	95	MACKENZIE	41.191	95	MACKENZIE	24.969	7	71	VAN LEEUWEN	1:47.266	1:47.520	0.254
9	12	RENDELL	42.559	17	CARNE	41.652	142	SLOOTEN	25.328	8	95	MACKENZIE	1:48.036	1:48.056	0.020
10	142	SLOOTEN	42.615	12	RENDELL	41.701	26	BOERBOOM	25.396	9	12	RENDELL	1:49.686	1:49.935	0.249
11	26	BOERBOOM	42.794	26	BOERBOOM	41.803	12	RENDELL	25.426	10	142	SLOOTEN	1:49.774	1:50.186	0.412
12	74	PERSSON	42.803	142	SLOOTEN	41.831	17	CARNE	25.445	11	26	BOERBOOM	1:49.993	1:50.173	0.180
13	17	CARNE	42.913	88	ROLLO	41.842	10	SUTHERLAND	25.537	12	17	CARNE	1:50.010	1:50.130	0.120
14	122	BRINK	42.984	43	SHELTON	41.887	88	ROLLO	25.806	13	122	BRINK	1:50.955	1:51.171	0.216
15	10	SUTHERLAND	43.272	3	TAYLOR	42.001	43	SHELTON	25.819	14	88	ROLLO	1:50.965	1:51.169	0.204
16	88	ROLLO	43.317	35	LODGE	42.085	122	BRINK	25.821	15	10	SUTHERLAND	1:51.087	1:51.196	0.109
17	41	WARD	43.332	122	BRINK	42.150	41	WARD	25.979	16	74	PERSSON	1:51.214	1:51.416	0.202
18	35	LODGE	43.517	41	WARD	42.214	35	LODGE	25.988	17	43	SHELTON	1:51.346	1:51.535	0.189
19	3	TAYLOR	43.539	10	SUTHERLAND	42.278	24	COSTILLA	25.997	18	41	WARD	1:51.525	1:52.299	0.774
20	36	URIBE	43.563	25	BROUWERS	42.287	3	TAYLOR	25.998	19	3	TAYLOR	1:51.538	1:51.876	0.338
21	43	SHELTON	43.640	74	PERSSON	42.351	74	PERSSON	26.060	20	35	LODGE	1:51.590	1:51.590	0.000
22	22	WADDELOW	43.690	65	OWENS	42.481	124	RODINK	26.097	21	24	COSTILLA	1:52.367	1:52.756	0.389
23	24	COSTILLA	43.700	24	COSTILLA	42.670	44	BAYFORD	26.118	22	25	BROUWERS	1:52.476	1:52.653	0.177
24	11	THOMAS	43.744	124	RODINK	42.682	25	BROUWERS	26.125	23	124	RODINK	1:52.704	1:52.762	0.058
25	42	HOBSON	43.791	44	BAYFORD	42.832	22	WADDELOW	26.145	24	65	OWENS	1:52.740	1:53.112	0.372
26	46	HERMANSSON	43.881	46	HERMANSSON	42.850	36	URIBE	26.202	25	22	WADDELOW	1:52.866	1:53.113	0.247
27	124	RODINK	43.925	32	SVENSSON	42.870	81	PEDERSEN	26.207	26	44	BAYFORD	1:52.883	1:53.169	0.286
28	44	BAYFORD	43.933	11	THOMAS	42.973	11	THOMAS	26.215	27	11	THOMAS	1:52.932	1:53.121	0.189
29	65	OWENS	43.990	81	PEDERSEN	43.016	32	SVENSSON	26.243	28	46	HERMANSSON	1:53.000	1:53.327	0.327
30	81	PEDERSEN	44.012	22	WADDELOW	43.031	46	HERMANSSON	26.269	29	36	URIBE	1:53.050	1:53.890	0.840
31	25	BROUWERS	44.064	36	URIBE	43.285	65	OWENS	26.269	30	81	PEDERSEN	1:53.235	1:53.935	0.700
32	13	BURMAN	44.287	13	BURMAN	43.330	13	BURMAN	26.366	31	32	SVENSSON	1:53.473	1:53.628	0.155
33	99	LOURENCO	44.334	99	LOURENCO	43.353	99	LOURENCO	26.533	32	42	HOBSON	1:53.903	1:54.044	0.141
34	32	SVENSSON	44.360	28	KOOPMAN	43.410	42	HOBSON	26.633	33	13	BURMAN	1:53.983	1:54.456	0.473
35	28	KOOPMAN	44.496	42	HOBSON	43.479	28	KOOPMAN	26.719	34	99	LOURENCO	1:54.220	1:54.600	0.380
36	164	BARNARD	44.799	77	VERNON	43.546	258	VAN DE WALL	26.844	35	28	KOOPMAN	1:54.625	1:55.317	0.692
37	77	VERNON	44.820	258	VAN DE WALL	43.847	164	BARNARD	27.058	36	258	VAN DE WALL	1:55.559	1:55.559	0.000
38	258	VAN DE WALL	44.868	164	BARNARD	44.101	77	VERNON	27.229	37	77	VERNON	1:55.595	1:55.595	0.000
39				40	FRANCIS	46.255				38	164	BARNARD	1:55.958	1:56.019	0.061
										39	40	FRANCIS			

Weather / Track : Cloudy / Dry

Assen

Circuit Length = 2.8222 miles

Start: 14:10 Flag 14:35 End: 14:37

Results can be found at www.tsl-timing.com

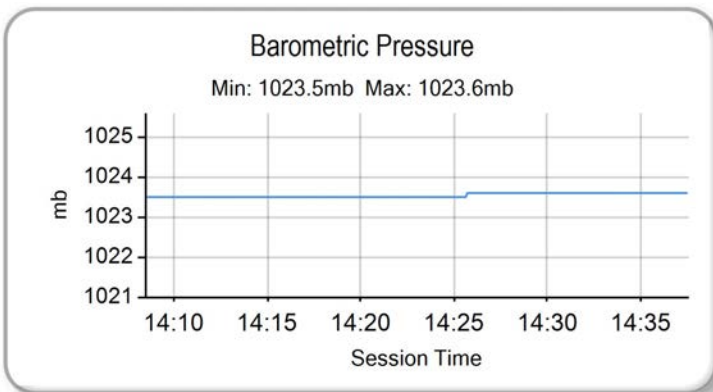
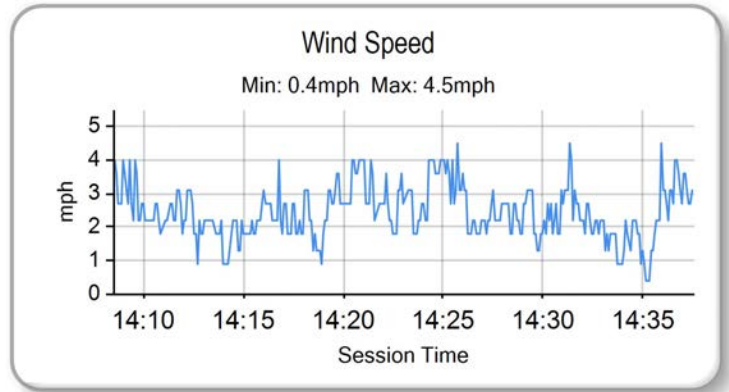
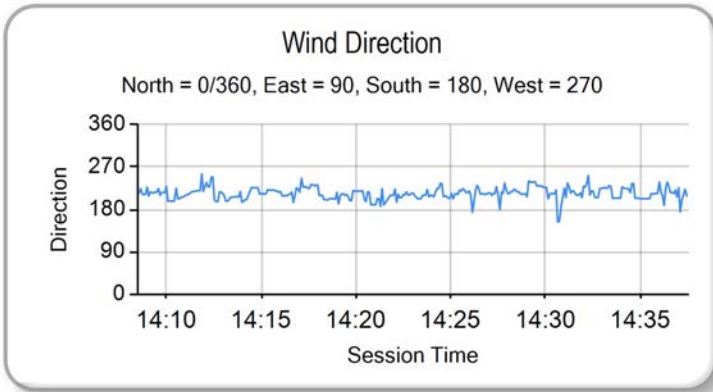
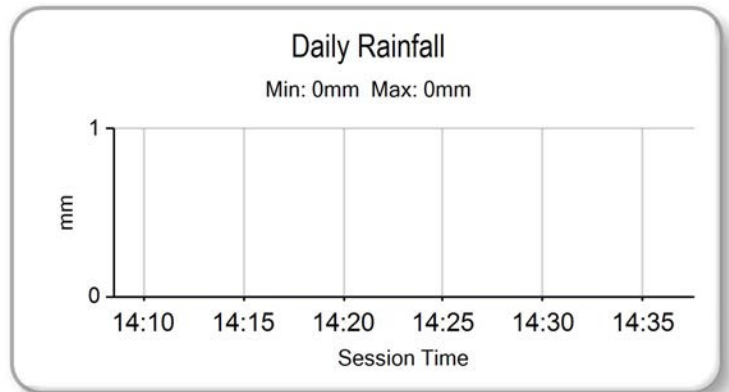
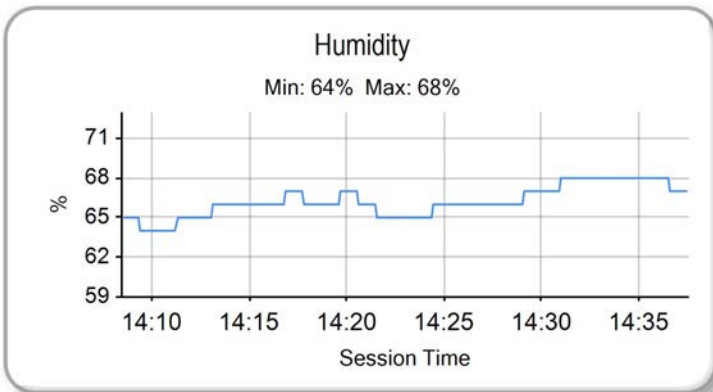
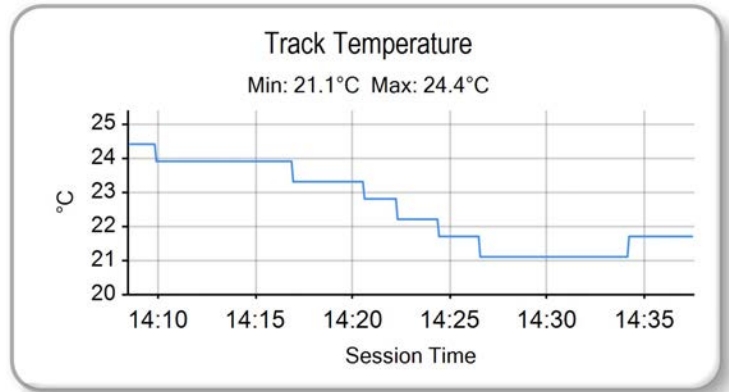
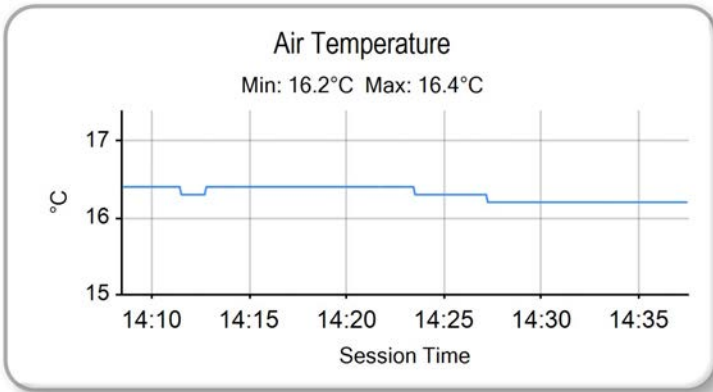
Printed - 14:43 Saturday, 21 September 2013

MCRCB BULLETIN TK120

2013 MCE British Superbike Championship - Round 10

2013 Monster Energy British Motostar Championship

QUALIFYING 2 - WEATHER CONDITIONS



Weather / Track : Cloudy / Dry

Results can be found at www.tsl-timing.com

Assen
Circuit Length = 2.8222 miles
Start: 14:10 Flag 14:35 End: 14:37

Printed - 14:43 Saturday, 21 September 2013



ROW 13	39	1:56.019	164	Dylan BARNARD	38	1:55.595	77	Jason VERNON	37	1:55.559	258	Matthijs VAN DE WALL
ROW 12	36	1:55.237	28	Dennis KOOPMAN	35	1:54.600	99	Miguel LOURENCO	34	1:54.456	13	Sam BURMAN
ROW 11	33	1:54.044	42	James HOBSON	32	1:53.935	81	Hans PEDERSEN	31	1:53.890	36	Jayson URIBE
ROW 10	30	1:53.628	32	Martin SVENSSON	29	1:53.327	46	Daniel HERMANSSON	28	1:53.169	44	Jake BAYFORD
ROW 9	27	1:53.121	11	Joseph THOMAS	26	1:53.113	22	Stephanie WADDELOW	25	1:53.112	65	Josh OWENS
ROW 8	24	1:52.756	24	Daniel COSTILLA	23	1:52.653	25	Mike BROUWERS	22	1:52.299	41	Milo WARD
ROW 7	21	1:51.868	3	Taz TAYLOR	20	1:51.590	35	Elliot LODGE	19	1:51.535	43	Arnie SHELTON
ROW 6	18	1:51.515	124	Tasia RODINK	17	1:51.416	74	Alex PERSSON	16	1:51.171	122	Ricardo BRINK
ROW 5	15	1:51.169	88	Lewis ROLLO	14	1:51.160	10	Peter SUTHERLAND	13	1:50.173	26	Jorel BOERBOOM
ROW 4	12	1:50.130	17	Tom CARNE	11	1:49.935	12	Edward RENDELL	10	1:49.495	40	Joe FRANCIS
ROW 3	9	1:49.484	142	Brian SLOOTEN	8	1:48.056	95	Tarran MACKENZIE	7	1:47.520	71	Thomas VAN LEEUWEN
ROW 2	6	1:47.326	64	Bo BENDSNEIJDER	5	1:47.135	66	Joe IRVING	4	1:47.039	34	Jordan WEAIVING
ROW 1	3	1:47.005	61	Ernst DUBBINK	2	1:46.974	67	Andy REID	1	1:46.921	21	Jerry VAN DE BUNT
												Pole

Assen
Circuit Length = 2.8222 miles

These results are provisional until the conclusion of any judicial and technical matters.

Race Director :	Stewards :	Timekeeper :
-----------------	------------	--------------

Results can be found at www.britishsuperbike.com

Printed - 14:38 Saturday, 21 September 2013





POS	NO	CL	PIC NAME	ENTRY	TIME	ON	LAPS	GAP	DIFF	MPH
1	64	D	1 Bo BENDSNEIJDER	Honda -	1:47.299	2	4			94.69
2	71	D	2 Thomas VAN LEEUWEN	Honda - Racing Team Vanleeuwen	1:47.767	4	4	0.468	0.468	94.27
3	21	D	3 Jerry VAN DE BUNT	Honda -	1:47.895	2	4	0.596	0.128	94.16
4	61	D	4 Ernst DUBBINK	Ten Kate Honda -	1:48.112	3	3	0.813	0.217	93.97
5	66	M3	1 Joe IRVING	KTM - RS Racing / The Toad and Tatie Pub	1:48.718	3	4	1.419	0.606	93.45
6	95	M3	2 Tarran MACKENZIE	KTM - Redline KTM	1:48.729	3	4	1.430	0.011	93.44
7	40	M3	3 Joe FRANCIS	Honda - Team WD40	1:48.955	2	4	1.656	0.226	93.25
8	142	D	5 Brian SLOOTEN	Bakker -	1:49.208	4	4	1.909	0.253	93.03
9	34	M3	4 Jordan WEAIVING	KTM - Jordan Racing / Burkert	1:49.209	3	4	1.910	0.001	93.03
10	67		1 Andy REID	Honda - RS Racing	1:49.688	3	4	2.389	0.479	92.62
11	26	D	6 Jorel BOERBOOM	Honda -	1:50.540	4	4	3.241	0.852	91.91
12	17		2 Tom CARNE	Honda - TC Racing / SP125 racing	1:50.720	3	3	3.421	0.180	91.76
13	12		3 Edward RENDELL	Honda - Banks Racing	1:50.935	1	1	3.636	0.215	91.58
14	122	D	7 Ricardo BRINK	Honda - Autolakservice Remar Ljss	1:51.288	4	4	3.989	0.353	91.29
15	74	M3	5 Alex PERSSON	Honda - Nordgren Racing	1:52.437	3	4	5.138	1.149	90.36
16	10		4 Peter SUTHERLAND	Aprilia - Kinpac Racing / Floorcoat UK	1:52.468	4	4	5.169	0.031	90.33
17	3		5 Taz TAYLOR	Luyten Honda - FPW Racing	1:52.795	4	4	5.496	0.327	90.07
18	88		6 Lewis ROLLO	Honda - RCD Motorsport	1:52.898	3	4	5.599	0.103	89.99
19	24		7 Daniel COSTILLA	Honda - Repli-Cast UK	1:53.103	1	1	5.804	0.205	89.83
20	41		8 Milo WARD	Luyten Honda - FPW Racing	1:53.316	4	4	6.017	0.213	89.66
21	35		9 Elliot LODGE	Honda - SP125 / SpikeRacing	1:53.326	3	3	6.027	0.010	89.65
22	43		10 Arnie SHELTON	Honda - e3 motorsport	1:53.408	3	3	6.109	0.082	89.58
23	25	D	8 Mike BROUWERS	Honda -	1:53.504	2	2	6.205	0.096	89.51
24	36		11 Jayson URIBE	Honda - Rock and Sons Racing	1:53.643	2	4	6.344	0.139	89.40
25	46		12 Daniel HERMANSSON	Honda -	1:53.646	3	4	6.347	0.003	89.40
26	44		13 Jake BAYFORD	Honda - j4ke.com	1:53.655	3	3	6.356	0.009	89.39
27	32		14 Martin SVENSSON	Honda -	1:53.860	3	3	6.561	0.205	89.23
28	13	M3	6 Sam BURMAN	Honda - WNT / Burman Racing	1:54.134	4	4	6.835	0.274	89.01
29	11		15 Joseph THOMAS	Honda - Moto UK Racing	1:54.139	1	4	6.840	0.005	89.01
30	81		16 Hans PEDERSEN	Honda - Nordgren Racing	1:54.836	3	3	7.537	0.697	88.47
31	99	D	9 Miguel LOURENCO	Honda - Laomn / RTNN	1:55.197	3	4	7.898	0.361	88.19
32	22		17 Stephanie WADDELOW	Honda - SP125 / Flossy Racing	1:55.364	3	3	8.065	0.167	88.07
33	42	M3	7 James HOBSON	Honda - Two 4 Motorsport	1:55.376	3	3	8.077	0.012	88.06
34	65		18 Josh OWENS	Honda - JPL / George Roberts	1:55.773	2	3	8.474	0.397	87.75
35	164		19 Dylan BARNARD	Honda - Cresswell Racing	1:58.771	3	3	11.472	2.998	85.54
36	77		20 Jason VERNON	Honda - SGR Racing	1:59.074	2	3	11.775	0.303	85.32
37	258	D	10 Matthijs VAN DE WALL	Honda -			2			
38	28	D	11 Dennis KOOPMAN	Honda -			0			

Assen

Circuit Length = 2.8222 miles

Start: 11:15 Flag 11:23 End: 11:25

Weather / Track : Cloudy / Dry

These results are provisional until the conclusion of any judicial and technical matters.

Race Director :	Stewards :	Timekeeper :
-----------------	------------	--------------

Results can be found at www.britishsuperbike.com

Printed - 11:26 Sunday, 22 September 2013

MCRCB BULLETIN TK177

2013 MCE British Superbike Championship - Round 10

2013 Monster Energy British Motostar Championship

WARM-UP - SECTOR ANALYSIS

SECTOR 1 = FL to I1, SECTOR 2 = I1 to I2, SECTOR 3 = I2 to FL, DIFF = Difference To Personal Best Lap

P1 64 D Bo BENDSNEIJDER Honda -										
LAP	SECTOR 1		SECTOR 2		SECTOR 3		LAP TIME	MPH	DIFF	TIME OF DAY
1 -	41.962	123.3	41.480		24.891	103.0	1:48.333	93.78	1.034	11:18:48.584
2 -	41.774	122.9	40.776		24.749	103.3	1:47.299 (1)	94.69		11:20:35.883
3 -	41.808	121.5	41.285		24.706	103.3	1:47.799 (3)	94.25	0.500	11:22:23.682
4 -	41.744	121.5	41.012		24.886	103.0	1:47.642 (2)	94.38	0.343	11:24:11.324

P2 71 D Thomas VAN LEEUWEN Honda - Racing Team Vanleeuwen										
LAP	SECTOR 1		SECTOR 2		SECTOR 3		LAP TIME	MPH	DIFF	TIME OF DAY
1 -	42.428	122.2	41.655		25.086	102.1	1:49.169 (3)	93.06	1.402	11:18:41.842
2 -	46.751	98.5	42.978		25.162	102.3	1:54.891	88.43	7.124	11:20:36.733
3 -	41.895	123.3	41.118		24.916	102.8	1:47.929 (2)	94.13	0.162	11:22:24.662
4 -	41.937	123.5	40.958		24.872	104.0	1:47.767 (1)	94.27		11:24:12.429

P3 21 D Jerry VAN DE BUNT Honda -										
LAP	SECTOR 1		SECTOR 2		SECTOR 3		LAP TIME	MPH	DIFF	TIME OF DAY
1 -	43.562	126.6	41.754		25.110	104.8	1:50.426	92.00	2.531	11:18:50.614
2 -	41.734	124.7	41.135		25.026	105.3	1:47.895 (1)	94.16		11:20:38.509
3 -	41.735	126.3	41.395		25.297	101.6	1:48.427 (3)	93.70	0.532	11:22:26.936
4 -	42.249	124.9	40.932		24.918	104.0	1:48.099 (2)	93.98	0.204	11:24:15.035

P4 61 D Ernst DUBBINK Ten Kate Honda -										
LAP	SECTOR 1		SECTOR 2		SECTOR 3		LAP TIME	MPH	DIFF	TIME OF DAY
1 -	42.326	123.1	41.735		25.236	103.0	1:49.297 (3)	92.95	1.185	11:20:14.214
2 -	42.159	123.1	41.373		24.969	103.8	1:48.501 (2)	93.64	0.389	11:22:02.715
3 -	41.978	122.6	41.066		25.068	103.8	1:48.112 (1)	93.97		11:23:50.827

P5 66 M3 Joe IRVING KTM - RS Racing / The Toad and Tatle Pub										
LAP	SECTOR 1		SECTOR 2		SECTOR 3		LAP TIME	MPH	DIFF	TIME OF DAY
1 -	43.144	124.2	42.315		25.495	106.1	1:50.954	91.57	2.236	11:18:49.274
2 -	42.351	126.6	41.530		25.182	105.8	1:49.063 (3)	93.15	0.345	11:20:38.337
3 -	41.687	126.1	41.282		25.749	106.3	1:48.718 (1)	93.45		11:22:27.055
4 -	42.418	126.6	41.120		25.189	104.8	1:48.727 (2)	93.44	0.009	11:24:15.782

P6 95 M3 Tarran MACKENZIE KTM - Redline KTM										
LAP	SECTOR 1		SECTOR 2		SECTOR 3		LAP TIME	MPH	DIFF	TIME OF DAY
1 -	43.180	125.2	42.197		25.204	104.3	1:50.581	91.87	1.852	11:18:49.062
2 -	42.234	124.2	41.263		25.502	104.0	1:48.999 (3)	93.21	0.270	11:20:38.061
3 -	42.007	124.0	41.488		25.234	102.8	1:48.729 (1)	93.44		11:22:26.790
4 -	42.245	122.4	41.518		25.054	103.8	1:48.817 (2)	93.36	0.088	11:24:15.607

P7 40 M3 Joe FRANCIS Honda - Team WD40										
LAP	SECTOR 1		SECTOR 2		SECTOR 3		LAP TIME	MPH	DIFF	TIME OF DAY
1 -	42.718	121.7	41.665		25.776	101.6	1:50.159	92.23	1.204	11:19:16.320
2 -	42.052	123.3	41.426		25.477	100.9	1:48.955 (1)	93.25		11:21:05.275
3 -	42.174	121.7	41.475		25.422	101.3	1:49.071 (2)	93.15	0.116	11:22:54.346
4 -	42.233	123.3	41.872		25.508	100.6	1:49.613 (3)	92.69	0.658	11:24:43.959

P8 142 D Brian SLOOTEN Bakker -										
LAP	SECTOR 1		SECTOR 2		SECTOR 3		LAP TIME	MPH	DIFF	TIME OF DAY
1 -	42.752	120.0	41.893		26.403	94.7	1:51.048 (3)	91.49	1.840	11:18:44.680
2 -	43.416	119.6	42.526		26.108	100.6	1:52.050	90.67	2.842	11:20:36.730
3 -	42.518	121.3	41.989		25.538	100.2	1:50.045 (2)	92.32	0.837	11:22:26.775
4 -	42.830	122.9	41.269		25.109	102.8	1:49.208 (1)	93.03		11:24:15.983

Weather / Track : Cloudy / Dry

Assen

Circuit Length = 2.8222 miles

Start: 11:15 Flag 11:23 End: 11:25

MCRCB BULLETIN TK177

2013 MCE British Superbike Championship - Round 10

2013 Monster Energy British Motostar Championship

WARM-UP - SECTOR ANALYSIS

SECTOR 1 = FL to I1, SECTOR 2 = I1 to I2, SECTOR 3 = I2 to FL, DIFF = Difference To Personal Best Lap

P9	34	M3	Jordan WEAVING		KTM - Jordan Racing / Burkert					
LAP	SECTOR 1		SECTOR 2		SECTOR 3		LAP TIME	MPH	DIFF	TIME OF DAY
1 -	44.183	120.4	42.466		25.640	100.6	1:52.289 (3)	90.48	3.080	11:19:10.782
2 -	43.793	119.1	42.905		28.380	99.3	1:55.078	88.28	5.869	11:21:05.860
3 -	42.584	121.3	41.127		25.498	102.5	1:49.209 (1)	93.03		11:22:55.069
4 -	42.333	122.9	41.684		25.999	98.8	1:50.016 (2)	92.35	0.807	11:24:45.085

P10	67	Andy REID		Honda - RS Racing						
LAP	SECTOR 1		SECTOR 2		SECTOR 3		LAP TIME	MPH	DIFF	TIME OF DAY
1 -	47.587	112.5	46.009		28.933	91.7	2:02.529	82.92	12.841	11:19:08.799
2 -	46.281	119.6	42.894		26.819	100.6	1:55.994 (3)	87.59	6.306	11:21:04.793
3 -	42.602	120.4	41.431		25.655	103.0	1:49.688 (1)	92.62		11:22:54.481
4 -	42.149	126.1	42.418		25.576	100.4	1:50.143 (2)	92.24	0.455	11:24:44.624

P11	26	D	Jorel BOERBOOM		Honda -					
LAP	SECTOR 1		SECTOR 2		SECTOR 3		LAP TIME	MPH	DIFF	TIME OF DAY
1 -	43.509	121.7	42.462		25.541	100.4	1:51.512	91.11	0.972	11:18:53.198
2 -	43.440	120.4	42.225		25.303	102.1	1:50.968 (3)	91.55	0.428	11:20:44.166
3 -	42.736	122.0	42.179		26.052	97.7	1:50.967 (2)	91.56	0.427	11:22:35.133
4 -	42.961	119.1	42.016		25.563	99.3	1:50.540 (1)	91.91		11:24:25.673

P12	17	Tom CARNE		Honda - TC Racing / SP125 racing						
LAP	SECTOR 1		SECTOR 2		SECTOR 3		LAP TIME	MPH	DIFF	TIME OF DAY
1 -	43.919	121.5	43.516		25.908	99.5	1:53.343 (3)	89.64	2.623	11:19:31.766
2 -	44.049	120.0	42.515		25.562	100.9	1:52.126 (2)	90.61	1.406	11:21:23.892
3 -	43.598	121.1	41.616		25.506	101.1	1:50.720 (1)	91.76		11:23:14.612

P13	12	Edward RENDELL		Honda - Banks Racing						
LAP	SECTOR 1		SECTOR 2		SECTOR 3		LAP TIME	MPH	DIFF	TIME OF DAY
1 -	43.085	117.5	42.014		25.836	98.8	1:50.935 (1)	91.58		11:19:17.298

P14	122	D	Ricardo BRINK		Honda - Autolakservice Remar Ljss					
LAP	SECTOR 1		SECTOR 2		SECTOR 3		LAP TIME	MPH	DIFF	TIME OF DAY
1 -	43.727	121.1	42.800		25.991	100.6	1:52.518	90.29	1.230	11:18:51.222
2 -	43.370	118.7	42.722		26.117	99.5	1:52.209 (3)	90.54	0.921	11:20:43.431
3 -	43.354	117.5	42.743		25.806	100.4	1:51.903 (2)	90.79	0.615	11:22:35.334
4 -	43.201	117.7	42.239		25.848	99.7	1:51.288 (1)	91.29		11:24:26.622

P15	74	M3	Alex PERSSON		Honda - Nordgren Racing					
LAP	SECTOR 1		SECTOR 2		SECTOR 3		LAP TIME	MPH	DIFF	TIME OF DAY
1 -	43.783	117.5	43.634		26.292	102.1	1:53.709 (3)	89.35	1.272	11:19:04.873
2 -	43.551	119.8	43.414		26.627	98.4	1:53.592 (2)	89.44	1.155	11:20:58.465
3 -	43.709	117.7	42.575		26.153	101.3	1:52.437 (1)	90.36		11:22:50.902
4 -	43.679	115.1	43.135		28.178	90.0	1:54.992	88.35	2.555	11:24:45.894

P16	10	Peter SUTHERLAND		Aprilia - Kinpac Racing / Floorcoat UK						
LAP	SECTOR 1		SECTOR 2		SECTOR 3		LAP TIME	MPH	DIFF	TIME OF DAY
1 -	44.731	118.5	42.673		25.619	99.5	1:53.023 (3)	89.89	0.555	11:18:50.620
2 -	43.598	117.7	43.186		26.540	99.5	1:53.324	89.65	0.856	11:20:43.944
3 -	44.074	117.9	42.857		25.767	97.9	1:52.698 (2)	90.15	0.230	11:22:36.642
4 -	43.782	116.7	42.570		26.116	98.4	1:52.468 (1)	90.33		11:24:29.110

P17	3	Taz TAYLOR		Luyten Honda - FPW Racing						
LAP	SECTOR 1		SECTOR 2		SECTOR 3		LAP TIME	MPH	DIFF	TIME OF DAY
1 -	46.848	119.6	44.479		26.455	102.5	1:57.782	86.26	4.987	11:19:04.146
2 -	43.937	122.4	43.293		26.064	102.1	1:53.294 (3)	89.67	0.499	11:20:57.440

Assen

Circuit Length = 2.8222 miles

Start: 11:15 Flag 11:23 End: 11:25

Weather / Track : Cloudy / Dry

MCRCB BULLETIN TK177

2013 MCE British Superbike Championship - Round 10

2013 Monster Energy British Motostar Championship

WARM-UP - SECTOR ANALYSIS

SECTOR 1 = FL to I1, SECTOR 2 = I1 to I2, SECTOR 3 = I2 to FL, DIFF = Difference To Personal Best Lap

3 -	44.109	120.6	42.979	26.199	102.3	1:53.287 (2)	89.68	0.492	11:22:50.727
4 -	43.868	120.4	42.815	26.112	101.6	1:52.795 (1)	90.07		11:24:43.522

P18	88	Lewis ROLLO		Honda - RCD Motorsport						
LAP	SECTOR 1		SECTOR 2	SECTOR 3		LAP TIME	MPH	DIFF	TIME OF DAY	
1 -	44.339	118.1	42.681	26.110	97.3	1:53.130 (2)	89.80	0.232	11:18:54.024	
2 -	44.278	116.7	42.872	26.330	96.2	1:53.480 (3)	89.53	0.582	11:20:47.504	
3 -	43.783	116.7	42.874	26.241	97.3	1:52.898 (1)	89.99		11:22:40.402	
4 -	44.495	115.1	42.595	26.534	96.4	1:53.624	89.41	0.726	11:24:34.026	

P19	24	Daniel COSTILLA		Honda - Repli-Cast UK						
LAP	SECTOR 1		SECTOR 2	SECTOR 3		LAP TIME	MPH	DIFF	TIME OF DAY	
1 -	44.046	121.7	43.152	25.905	102.8	1:53.103 (1)	89.83		11:18:54.362	

P20	41	Milo WARD		Luyten Honda - FPW Racing						
LAP	SECTOR 1		SECTOR 2	SECTOR 3		LAP TIME	MPH	DIFF	TIME OF DAY	
1 -	44.445	113.3	42.889	26.371	97.5	1:53.705 (3)	89.35	0.389	11:18:57.459	
2 -	44.338	114.5	42.910	26.543	95.1	1:53.791	89.28	0.475	11:20:51.250	
3 -	44.093	116.5	42.823	26.647	97.9	1:53.563 (2)	89.46	0.247	11:22:44.813	
4 -	43.979	113.9	43.088	26.249	96.8	1:53.316 (1)	89.66		11:24:38.129	

P21	35	Elliot LODGE		Honda - SP125 / SpikeRacing						
LAP	SECTOR 1		SECTOR 2	SECTOR 3		LAP TIME	MPH	DIFF	TIME OF DAY	
1 -	45.356	114.1	44.845	27.030	97.5	1:57.231 (3)	86.66	3.905	11:19:24.516	
2 -	45.578	113.7	43.437	26.397	98.1	1:55.412 (2)	88.03	2.086	11:21:19.928	
3 -	44.308	115.1	42.882	26.136	98.4	1:53.326 (1)	89.65		11:23:13.254	

P22	43	Arnie SHELTON		Honda - e3 motorsport						
LAP	SECTOR 1		SECTOR 2	SECTOR 3		LAP TIME	MPH	DIFF	TIME OF DAY	
1 -	44.909	117.1	43.051	26.649	97.9	1:54.609 (2)	88.65	1.201	11:19:24.744	
2 -	45.181	115.7	43.078	26.355	98.8	1:54.614 (3)	88.64	1.206	11:21:19.358	
3 -	44.505	116.1	42.555	26.348	96.2	1:53.408 (1)	89.58		11:23:12.766	

P23	25 D	Mike BROUWERS		Honda -						
LAP	SECTOR 1		SECTOR 2	SECTOR 3		LAP TIME	MPH	DIFF	TIME OF DAY	
1 -	44.662	112.9	43.176	25.938	97.7	1:53.776 (2)	89.29	0.272	11:21:41.095	
2 -	44.028	116.3	43.124	26.352	96.0	1:53.504 (1)	89.51		11:23:34.599	

P24	36	Jayson URIBE		Honda - Rock and Sons Racing						
LAP	SECTOR 1		SECTOR 2	SECTOR 3		LAP TIME	MPH	DIFF	TIME OF DAY	
1 -	44.557	119.4	43.201	26.269	99.0	1:54.027 (3)	89.10	0.384	11:18:56.285	
2 -	43.478	121.1	43.371	26.794	98.4	1:53.643 (1)	89.40		11:20:49.928	
3 -	44.378	117.3	43.772	26.572	98.4	1:54.722	88.56	1.079	11:22:44.650	
4 -	43.685	116.9	43.441	26.579	98.8	1:53.705 (2)	89.35	0.062	11:24:38.355	

P25	46	Daniel HERMANSSON		Honda -						
LAP	SECTOR 1		SECTOR 2	SECTOR 3		LAP TIME	MPH	DIFF	TIME OF DAY	
1 -	44.784	117.3	43.727	27.315	97.0	1:55.826 (3)	87.71	2.180	11:19:02.187	
2 -	45.079	116.3	44.466	26.703	97.0	1:56.248	87.40	2.602	11:20:58.435	
3 -	44.196	117.7	43.060	26.390	98.4	1:53.646 (1)	89.40		11:22:52.081	
4 -	44.013	117.7	44.023	26.445	97.9	1:54.481 (2)	88.74	0.835	11:24:46.562	

P26	44	Jake BAYFORD		Honda - j4ke.com						
LAP	SECTOR 1		SECTOR 2	SECTOR 3		LAP TIME	MPH	DIFF	TIME OF DAY	
1 -	45.088	116.7	44.248	27.121	98.6	1:56.457 (3)	87.24	2.802	11:19:01.793	
2 -	45.260	117.1	43.981	26.880	99.0	1:56.121 (2)	87.49	2.466	11:20:57.914	

Weather / Track : Cloudy / Dry

Assen

Circuit Length = 2.8222 miles

Start: 11:15 Flag 11:23 End: 11:25

MCRCB BULLETIN TK177

2013 MCE British Superbike Championship - Round 10

2013 Monster Energy British Motostar Championship

WARM-UP - SECTOR ANALYSIS

SECTOR 1 = FL to I1, SECTOR 2 = I1 to I2, SECTOR 3 = I2 to FL, DIFF = Difference To Personal Best Lap

3 - 44.192 118.7 43.111 26.352 98.8 1:53.655 (1) 89.39 11:22:51.569

P27 32		Martin SVENSSON		Honda -				
LAP	SECTOR 1		SECTOR 2	SECTOR 3	LAP TIME	MPH	DIFF	TIME OF DAY
1 -	47.243	115.7	44.296	26.765	97.9	1:58.304 (3)	85.88	4.444 11:19:27.588
2 -	44.936	114.7	44.241	26.519	97.3	1:55.696 (2)	87.81	1.836 11:21:23.284
3 -	44.484	117.3	43.025	26.351	97.5	1:53.860 (1)	89.23	11:23:17.144

P28 13 M3		Sam BURMAN		Honda - WNT / Burman Racing				
LAP	SECTOR 1		SECTOR 2	SECTOR 3	LAP TIME	MPH	DIFF	TIME OF DAY
1 -	45.377	120.9	43.832	26.583	99.0	1:55.792 (3)	87.74	1.658 11:18:54.142
2 -	44.417	122.2	43.335	26.886	98.1	1:55.404 (2)	88.03	1.270 11:20:49.546
3 -	44.853	120.2	44.363	26.607	99.9	1:55.823	87.72	1.689 11:22:45.369
4 -	44.213	120.0	43.266	26.655	99.7	1:54.134 (1)	89.01	11:24:39.503

P29 11		Joseph THOMAS		Honda - Moto UK Racing				
LAP	SECTOR 1		SECTOR 2	SECTOR 3	LAP TIME	MPH	DIFF	TIME OF DAY
1 -	44.529	118.9	43.218	26.392	98.1	1:54.139 (1)	89.01	11:18:55.810
2 -	44.064	120.4	43.335	26.886	98.1	1:54.285 (2)	88.90	0.146 11:20:50.095
3 -	44.962	117.9	43.889	26.812	97.3	1:55.663	87.84	1.524 11:22:45.758
4 -	44.413	117.7	43.367	26.598	96.2	1:54.378 (3)	88.82	0.239 11:24:40.136

P30 81		Hans PEDERSEN		Honda - Nordgren Racing				
LAP	SECTOR 1		SECTOR 2	SECTOR 3	LAP TIME	MPH	DIFF	TIME OF DAY
1 -	45.280	117.5	45.925	26.716	99.9	1:57.921 (3)	86.16	3.085 11:19:33.391
2 -	44.858	117.3	44.136	26.665	99.5	1:55.659 (2)	87.84	0.823 11:21:29.050
3 -	44.230	115.5	44.139	26.467	99.5	1:54.836 (1)	88.47	11:23:23.886

P31 99 D		Miguel LOURENCO		Honda - Laomn / RTNN				
LAP	SECTOR 1		SECTOR 2	SECTOR 3	LAP TIME	MPH	DIFF	TIME OF DAY
1 -	46.449	111.8	44.914	26.754	96.8	1:58.117	86.01	2.920 11:19:04.722
2 -	44.617	113.3	43.956	26.678	96.6	1:55.251 (2)	88.15	0.054 11:20:59.973
3 -	44.941	111.8	43.719	26.537	96.0	1:55.197 (1)	88.19	11:22:55.170
4 -	44.881	110.5	44.054	26.792	96.0	1:55.727 (3)	87.79	0.530 11:24:50.897

P32 22		Stephanie WADDELOW		Honda - SP125 / Flossy Racing				
LAP	SECTOR 1		SECTOR 2	SECTOR 3	LAP TIME	MPH	DIFF	TIME OF DAY
1 -	46.116	115.9	45.150	27.047	99.9	1:58.313 (3)	85.87	2.949 11:19:09.997
2 -	45.241	117.1	44.314	26.827	99.9	1:56.382 (2)	87.30	1.018 11:21:06.379
3 -	44.336	117.1	43.972	27.056	99.0	1:55.364 (1)	88.07	11:23:01.743

P33 42 M3		James HOBSON		Honda - Two 4 Motorsport				
LAP	SECTOR 1		SECTOR 2	SECTOR 3	LAP TIME	MPH	DIFF	TIME OF DAY
1 -	45.915	119.8	45.085	26.994	99.7	1:57.994 (3)	86.10	2.618 11:19:11.208
2 -	44.591	120.2	44.305	26.584	101.3	1:55.480 (2)	87.98	0.104 11:21:06.688
3 -	44.182	122.2	44.326	26.868	100.2	1:55.376 (1)	88.06	11:23:02.064

P34 65		Josh OWENS		Honda - JPL / George Roberts				
LAP	SECTOR 1		SECTOR 2	SECTOR 3	LAP TIME	MPH	DIFF	TIME OF DAY
1 -	45.980	112.4	44.153	26.576	97.7	1:56.709 (3)	87.05	0.936 11:19:47.629
2 -	45.482	113.5	43.499	26.792	96.2	1:55.773 (1)	87.75	11:21:43.402
3 -	45.562	111.2	43.924	26.813	96.4	1:56.299 (2)	87.36	0.526 11:23:39.701

P35 164		Dylan BARNARD		Honda - Cresswell Racing				
LAP	SECTOR 1		SECTOR 2	SECTOR 3	LAP TIME	MPH	DIFF	TIME OF DAY
1 -	50.627	102.1	49.553	29.803	91.3	2:09.983 (3)	78.16	11.212 11:19:36.689

Weather / Track : Cloudy / Dry

Assen

Circuit Length = 2.8222 miles

Start: 11:15 Flag 11:23 End: 11:25

MCRCB BULLETIN TK177**2013 MCE British Superbike Championship - Round 10****2013 Monster Energy British Motostar Championship****WARM-UP - SECTOR ANALYSIS**

SECTOR 1 = FL to I1, SECTOR 2 = I1 to I2, SECTOR 3 = I2 to FL, DIFF = Difference To Personal Best Lap

2 -	48.174	111.2	45.870	28.261	94.5	2:02.305 (2)	83.07	3.534	11:21:38.994
3 -	46.026	112.2	45.107	27.638	94.7	1:58.771 (1)	85.54		11:23:37.765

P36	77	Jason VERNON			Honda - SGR Racing				
LAP	SECTOR 1		SECTOR 2	SECTOR 3		LAP TIME	MPH	DIFF	TIME OF DAY
1 -	47.379	106.5	45.916	27.980	90.4	2:01.275 (3)	83.77	2.201	11:19:12.539
2 -	46.082	106.1	44.877	28.115	91.1	1:59.074 (1)	85.32		11:21:11.613
3 -	46.458	104.0	45.084	27.920	90.5	1:59.462 (2)	85.04	0.388	11:23:11.075

P37	258 D	Matthijs VAN DE WALL			Honda -				
LAP	SECTOR 1		SECTOR 2	SECTOR 3		LAP TIME	MPH	DIFF	TIME OF DAY
1 -	47.848	102.7	47.725	IN PIT		2:21.749 P	71.67		11:19:34.445
2 -				IN PIT		2:40.394 P	63.34		11:22:14.839

MCRCB BULLETIN TK178**2013 MCE British Superbike Championship - Round 10****2013 Monster Energy British Motostar Championship****WARM-UP - BEST SPEEDS**

SECTOR 1				SECTOR 2			FINISH LINE		
POS	NO	NAME	MPH	NO	NAME	MPH	NO	NAME	MPH
1	21	Jerry VAN DE BUNT	126.6				66	Joe IRVING	106.3
2	66	Joe IRVING	126.6				21	Jerry VAN DE BUNT	105.3
3	67	Andy REID	126.1				95	Tarran MACKENZIE	104.3
4	95	Tarran MACKENZIE	125.2				71	Thomas VAN LEEUWEN	104.0
5	71	Thomas VAN LEEUWEN	123.5				61	Ernst DUBBINK	103.8
6	40	Joe FRANCIS	123.3				64	Bo BENDSNEIJDER	103.8
7	64	Bo BENDSNEIJDER	123.3				67	Andy REID	103.0
8	61	Ernst DUBBINK	123.1				24	Daniel COSTILLA	102.8
9	34	Jordan WEAVING	122.9				142	Brian SLOOTEN	102.8
10	142	Brian SLOOTEN	122.9				3	Taz TAYLOR	102.5
11	3	Taz TAYLOR	122.4				34	Jordan WEAVING	102.5
12	13	Sam BURMAN	122.2				26	Jorel BOERBOOM	102.1
13	42	James HOBSON	122.2				74	Alex PERSSON	102.1
14	26	Jorel BOERBOOM	122.0				40	Joe FRANCIS	101.6
15	24	Daniel COSTILLA	121.7				42	James HOBSON	101.3
16	17	Tom CARNE	121.5				17	Tom CARNE	101.1
17	36	Jayson URIBE	121.1				122	Ricardo BRINK	100.6
18	122	Ricardo BRINK	121.1				13	Sam BURMAN	99.9
19	11	Joseph THOMAS	120.4				22	Stephanie WADDELOW	99.9
20	74	Alex PERSSON	119.8				81	Hans PEDERSEN	99.9
21	44	Jake BAYFORD	118.7				10	Peter SUTHERLAND	99.5
22	10	Peter SUTHERLAND	118.5				36	Jayson URIBE	99.0
23	88	Lewis ROLLO	118.1				44	Jake BAYFORD	99.0
24	46	Daniel HERMANSSON	117.7				11	Joseph THOMAS	98.8
25	12	Edward RENDELL	117.5				12	Edward RENDELL	98.8
26	81	Hans PEDERSEN	117.5				43	Arnie SHELTON	98.8
27	32	Martin SVENSSON	117.3				88	Lewis ROLLO	98.8
28	22	Stephanie WADDELOW	117.1				35	Elliot LODGE	98.4
29	43	Arnie SHELTON	117.1				46	Daniel HERMANSSON	98.4
30	41	Milo WARD	116.5				32	Martin SVENSSON	97.9
31	25	Mike BROUWERS	116.3				41	Milo WARD	97.9
32	35	Elliot LODGE	115.1				25	Mike BROUWERS	97.7
33	65	Josh OWENS	113.5				65	Josh OWENS	97.7
34	99	Miguel LOURENCO	113.3				99	Miguel LOURENCO	96.8
35	164	Dylan BARNARD	112.2				164	Dylan BARNARD	94.7
36	28	Dennis KOOPMAN	110.9				258	Matthijs VAN DE WALL	93.7
37	258	Matthijs VAN DE WALL	110.0				77	Jason VERNON	91.1
38	77	Jason VERNON	106.6						

Weather / Track : Cloudy / Dry

Assen

Circuit Length = 2.8222 miles

Start: 11:15 Flag 11:23 End: 11:25

Results can be found at www.tsl-timing.com

Printed - 11:27 Sunday, 22 September 2013

MCRCB BULLETIN TK179

2013 MCE British Superbike Championship - Round 10

2013 Monster Energy British Motostar Championship

WARM-UP - BEST SECTORS

SECTOR 1			SECTOR 2			SECTOR 3			IDEAL / BEST COMPARISON						
POS	NO	NAME	TIME	NO	NAME	TIME	NO	NAME	TIME	POS	NO	NAME	IDEAL	BEST	DIFF
1	66	IRVING	41.687	64	BENDSNEIJDER	40.776	64	BENDSNEIJDER	24.706				PERFECT LAP	1:47.169	
2	21	VAN DE BUNT	41.734	21	VAN DE BUNT	40.932	71	VAN LEEUWEN	24.872	1	64	BENDSNEIJDER	1:47.226	1:47.299	0.073
3	64	BENDSNEIJDER	41.744	71	VAN LEEUWEN	40.958	21	VAN DE BUNT	24.918	2	21	VAN DE BUNT	1:47.584	1:47.895	0.311
4	71	VAN LEEUWEN	41.895	61	DUBBINK	41.066	61	DUBBINK	24.969	3	71	VAN LEEUWEN	1:47.725	1:47.767	0.042
5	61	DUBBINK	41.978	66	IRVING	41.120	95	MACKENZIE	25.054	4	66	IRVING	1:47.989	1:48.718	0.729
6	95	MACKENZIE	42.007	34	WEAVING	41.127	142	SLOOTEN	25.109	5	61	DUBBINK	1:48.013	1:48.112	0.099
7	40	FRANCIS	42.052	95	MACKENZIE	41.263	66	IRVING	25.182	6	95	MACKENZIE	1:48.324	1:48.729	0.405
8	67	REID	42.149	142	SLOOTEN	41.269	26	BOERBOOM	25.303	7	142	SLOOTEN	1:48.896	1:49.208	0.312
9	34	WEAVING	42.333	40	FRANCIS	41.426	40	FRANCIS	25.422	8	40	FRANCIS	1:48.900	1:48.955	0.055
10	142	SLOOTEN	42.518	67	REID	41.431	34	WEAVING	25.498	9	34	WEAVING	1:48.958	1:49.209	0.251
11	26	BOERBOOM	42.736	17	CARNE	41.616	17	CARNE	25.506	10	67	REID	1:49.156	1:49.688	0.532
12	12	RENDELL	43.085	12	RENDELL	42.014	67	REID	25.576	11	26	BOERBOOM	1:50.055	1:50.540	0.485
13	122	BRINK	43.201	26	BOERBOOM	42.016	10	SUTHERLAND	25.619	12	17	CARNE	1:50.720	1:50.720	0.000
14	36	URIBE	43.478	122	BRINK	42.239	122	BRINK	25.806	13	12	RENDELL	1:50.935	1:50.935	0.000
15	74	PERSSON	43.551	43	SHELTON	42.555	12	RENDELL	25.836	14	122	BRINK	1:51.246	1:51.288	0.042
16	10	SUTHERLAND	43.598	10	SUTHERLAND	42.570	24	COSTILLA	25.905	15	10	SUTHERLAND	1:51.787	1:52.468	0.681
17	17	CARNE	43.598	74	PERSSON	42.575	25	BROUWERS	25.938	16	74	PERSSON	1:52.279	1:52.437	0.158
18	88	ROLLO	43.783	88	ROLLO	42.595	3	TAYLOR	26.064	17	88	ROLLO	1:52.488	1:52.898	0.410
19	3	TAYLOR	43.868	24	COSTILLA	42.703	88	ROLLO	26.110	18	24	COSTILLA	1:52.654	1:53.103	0.449
20	41	WARD	43.979	3	TAYLOR	42.815	35	LODGE	26.136	19	3	TAYLOR	1:52.747	1:52.795	0.048
21	46	HERMANSSON	44.013	41	WARD	42.823	74	PERSSON	26.153	20	36	URIBE	1:52.948	1:53.643	0.695
22	25	BROUWERS	44.028	35	LODGE	42.882	41	WARD	26.249	21	41	WARD	1:53.051	1:53.316	0.265
23	24	COSTILLA	44.046	32	SVENSSON	43.025	36	URIBE	26.269	22	25	BROUWERS	1:53.090	1:53.504	0.414
24	11	THOMAS	44.064	46	HERMANSSON	43.060	43	SHELTON	26.348	23	35	LODGE	1:53.326	1:53.326	0.000
25	44	BAYFORD	44.179	44	BAYFORD	43.111	32	SVENSSON	26.351	24	43	SHELTON	1:53.408	1:53.408	0.000
26	42	HOBSON	44.182	25	BROUWERS	43.124	44	BAYFORD	26.352	25	46	HERMANSSON	1:53.463	1:53.646	0.183
27	13	BURMAN	44.213	36	URIBE	43.201	46	HERMANSSON	26.390	26	44	BAYFORD	1:53.642	1:53.655	0.013
28	81	PEDERSEN	44.230	11	THOMAS	43.218	11	THOMAS	26.392	27	11	THOMAS	1:53.674	1:54.139	0.465
29	35	LODGE	44.308	13	BURMAN	43.266	81	PEDERSEN	26.467	28	32	SVENSSON	1:53.860	1:53.860	0.000
30	22	WADDELOW	44.336	65	OWENS	43.499	99	LOURENCO	26.537	29	13	BURMAN	1:54.062	1:54.134	0.072
31	32	SVENSSON	44.484	99	LOURENCO	43.719	65	OWENS	26.576	30	81	PEDERSEN	1:54.833	1:54.836	0.003
32	43	SHELTON	44.505	22	WADDELOW	43.972	13	BURMAN	26.583	31	99	LOURENCO	1:54.873	1:55.197	0.324
33	99	LOURENCO	44.617	81	PEDERSEN	44.136	42	HOBSON	26.584	32	42	HOBSON	1:55.071	1:55.376	0.305
34	65	OWENS	45.482	42	HOBSON	44.305	22	WADDELOW	26.827	33	22	WADDELOW	1:55.135	1:55.364	0.229
35	164	BARNARD	46.026	77	VERNON	44.877	164	BARNARD	27.638	34	65	OWENS	1:55.557	1:55.773	0.216
36	77	VERNON	46.082	164	BARNARD	45.107	77	VERNON	27.920	35	164	BARNARD	1:58.771	1:58.771	0.000
37	258	VAN DE WALL	47.848	258	VAN DE WALL	47.725	258	VAN DE WALL	31.369	36	77	VERNON	1:58.879	1:59.074	0.195
38				28	KOOPMAN	52.020				37	258	VAN DE WALL	2:06.942		

Weather / Track : Cloudy / Dry

Assen

Circuit Length = 2.8222 miles

Start: 11:15 Flag 11:23 End: 11:25

Results can be found at www.tsl-timing.com

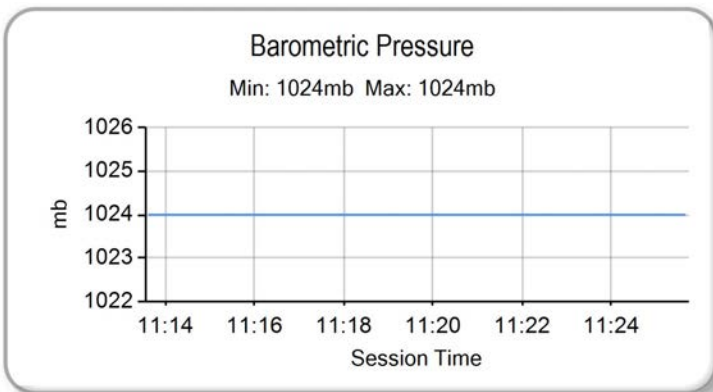
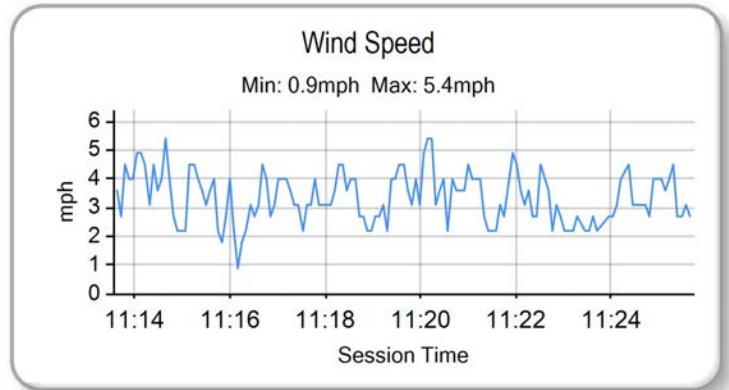
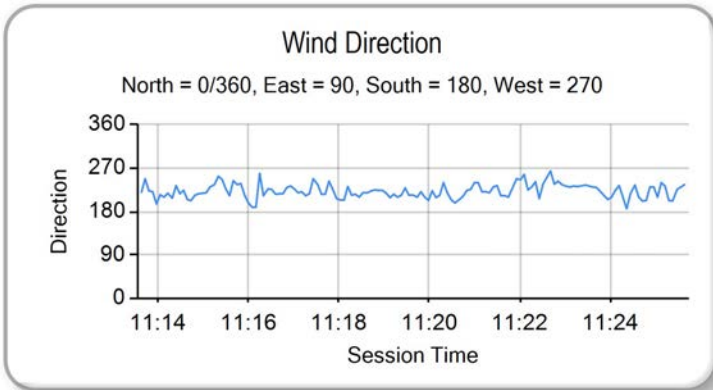
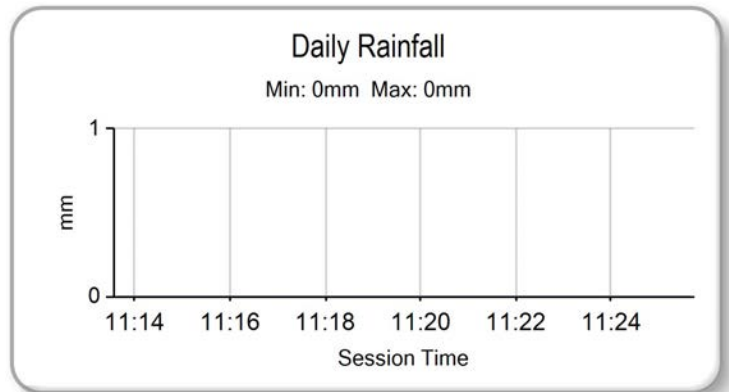
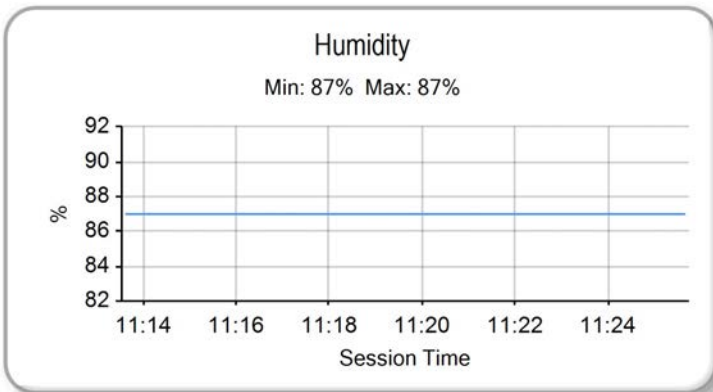
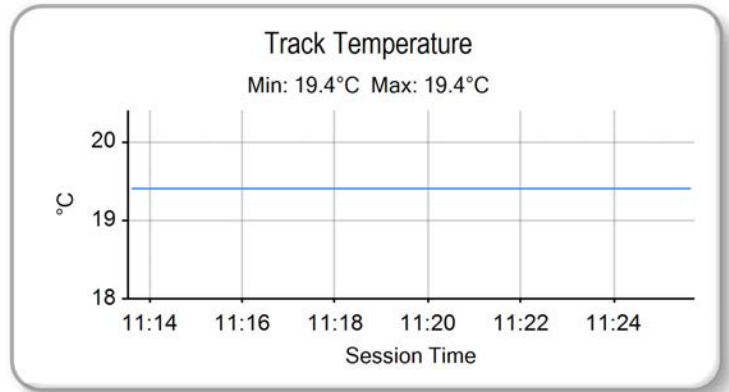
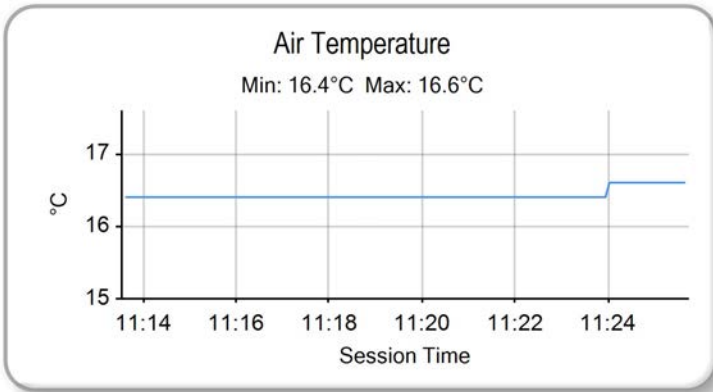
Printed - 11:27 Sunday, 22 September 2013

MCRCB BULLETIN TK180

2013 MCE British Superbike Championship - Round 10

2013 Monster Energy British Motostar Championship

WARM-UP - WEATHER CONDITIONS



Weather / Track : Cloudy / Dry

Results can be found at www.tsl-timing.com

Assen
Circuit Length = 2.8222 miles
Start: 11:15 Flag 11:23 End: 11:25

Printed - 11:28 Sunday, 22 September 2013



ROW 13			38	164	Dylan BARNARD	1:56.019	37	77	Jason VERNON	1:55.595				
ROW 12	36	258	Matthijs VAN DE WALL	1:55.559	35	28	Dennis KOOPMAN	1:55.237	34	99	Miguel LOURENCO	1:54.600		
ROW 11			33	13	Sam BURMAN	1:54.456	32	42	James HOBSON	1:54.044	31	81	Hans PEDERSEN	1:53.935
ROW 10	30	36	Jayson URIBE	1:53.890	29	32	Martin SVENSSON	1:53.628	28	46	Daniel HERMANSSON	1:53.327		
ROW 9			27	44	Jake BAYFORD	1:53.169	26	11	Joseph THOMAS	1:53.121	25	22	Stephanie WADDELOW	1:53.113
ROW 8	24	65	Josh OWENS	1:53.112	23	24	Daniel COSTILLA	1:52.756	22	25	Mike BROUWERS	1:52.653		
ROW 7			21	41	Milo WARD	1:52.299	20	3	Taz TAYLOR	1:51.868	19	35	Elliot LODGE	1:51.590
ROW 6	18	43	Arnie SHELTON	1:51.535	17	74	Alex PERSSON	1:51.416	16	122	Ricardo BRINK	1:51.171		
ROW 5			15	88	Lewis ROLLO	1:51.169	14	10	Peter SUTHERLAND	1:51.160	13	26	Jorel BOERBOOM	1:50.173
ROW 4	12	17	Tom CARNE	1:50.130	11	12	Edward RENDELL	1:49.935	10	40	Joe FRANCIS	1:49.495		
ROW 3			9	142	Brian SLOOTEN	1:49.484	8	95	Tarran MACKENZIE	1:48.056	7	71	Thomas VAN LEEUWEN	1:47.520
ROW 2	6	64	Bo BENDSNEIJDER	1:47.326	5	66	Joe IRVING	1:47.135	4	34	Jordan WEAVING	1:47.039		
ROW 1			3	61	Ernst DUBBINK	1:47.005	2	67	Andy REID	1:46.974	1	21	Jerry VAN DE BUNT	1:46.921
												Pole		

Assen
Circuit Length = 2.8222 miles

These results are provisional until the conclusion of any judicial and technical matters.

Race Director :	Stewards :	Timekeeper :
-----------------	------------	--------------

Results can be found at www.britishsuperbike.com

Printed - 11:26 Sunday, 22 September 2013



RACE 8 - CLASSIFICATION



POS	NO	CL	PIC NAME	ENTRY	LAPS	TIME	GAP	DIFF	MPH	BEST	ON
1	64	D	1 Bo BENDSNEIJDER	Honda -	12	21:30.438			94.48	1:46.490	4
2	21	D	2 Jerry VAN DE BUNT	Honda -	12	21:34.644	4.206	4.206	94.17	1:46.821	8
3	66	M3	1 Joe IRVING	KTM - RS Racing / The Toad and Tatle Pub	12	21:34.761	4.323	0.117	94.16	1:46.401	12
4	71	D	3 Thomas VAN LEEUWEN	Honda - Racing Team Vanleeuwen	12	21:42.828	12.390	8.067	93.58	1:46.628	3
5	40	M3	2 Joe FRANCIS	Honda - Team WD40	12	21:44.331	13.893	1.503	93.47	1:47.341	3
6	95	M3	3 Tarran MACKENZIE	KTM - Redline KTM	12	21:47.392	16.954	3.061	93.25	1:48.107	3
7	26	D	4 Jorel BOERBOOM	Honda -	12	22:09.915	39.477	22.523	91.67	1:49.379	3
8	142	D	5 Brian SLOOTEN	Bakker -	12	22:10.212	39.774	0.297	91.65	1:49.312	3
9	12		1 Edward RENDELL	Honda - Banks Racing	12	22:10.373	39.935	0.161	91.64	1:49.946	11
10	122	D	6 Ricardo BRINK	Honda - Autolakservice Remar Ljss	12	22:20.411	49.973	10.038	90.95	1:50.068	8
11	88		2 Lewis ROLLO	Honda - RCD Motorsport	12	22:20.572	50.134	0.161	90.94	1:50.258	11
12	10		3 Peter SUTHERLAND	Aprilia - Kinpac Racing / Floorcoat UK	12	22:20.610	50.172	0.038	90.94	1:50.328	4
13	74	M3	4 Alex PERSSON	Honda - Nordgren Racing	12	22:21.018	50.580	0.408	90.91	1:50.074	6
14	25	D	7 Mike BROUWERS	Honda -	12	22:21.438	51.000	0.420	90.88	1:50.223	10
15	43		4 Arnie SHELTON	Honda - e3 motorsport	12	22:21.523	51.085	0.085	90.88	1:49.989	11
16	3		5 Taz TAYLOR	Luyten Honda - FPW Racing	12	22:21.992	51.554	0.469	90.85	1:50.303	10
17	24		6 Daniel COSTILLA	Honda - Repli-Cast UK	12	22:40.515	1:10.077	18.523	89.61	1:52.252	12
18	41		7 Milo WARD	Luyten Honda - FPW Racing	12	22:53.027	1:22.589	12.512	88.79	1:53.025	7
19	22		8 Stephanie WADDELOW	Honda - SP125 / Flossy Racing	12	22:53.489	1:23.051	0.462	88.76	1:53.424	11
20	11		9 Joseph THOMAS	Honda - Moto UK Racing	12	22:54.972	1:24.534	1.483	88.67	1:53.332	7
21	81		10 Hans PEDERSEN	Honda - Nordgren Racing	12	23:02.860	1:32.422	7.888	88.16	1:53.484	10
22	42	M3	5 James HOBSON	Honda - Two 4 Motorsport	12	23:02.960	1:32.522	0.100	88.16	1:53.404	11
23	36		11 Jayson URIBE	Honda - Rock and Sons Racing	12	23:03.312	1:32.874	0.352	88.13	1:53.512	12
24	44		12 Jake BAYFORD	Honda - j4ke.com	12	23:03.400	1:32.962	0.088	88.13	1:53.490	12
25	65		13 Josh OWENS	Honda - JPL / George Roberts	12	23:03.535	1:33.097	0.135	88.12	1:53.393	12
26	46		14 Daniel HERMANSSON	Honda -	12	23:03.894	1:33.456	0.359	88.10	1:53.279	11
27	32		15 Martin SVENSSON	Honda -	12	23:04.280	1:33.842	0.386	88.07	1:53.206	12
28	13	M3	6 Sam BURMAN	Honda - WNT / Burman Racing	12	23:05.465	1:35.027	1.185	88.00	1:53.696	6
29	99	D	8 Miguel LOURENCO	Honda - Laomn / RTNN	12	23:17.737	1:47.299	12.272	87.22	1:54.376	10
30	77		16 Jason VERNON	Honda - SGR Racing	12	23:17.838	1:47.400	0.101	87.22	1:54.888	9
31	164		17 Dylan BARNARD	Honda - Cresswell Racing	11	21:40.133	1 Lap	1 Lap	85.96	1:56.622	10
32	258	D	9 Matthijs VAN DE WALL	Honda -	11	21:50.677	1 Lap	10.544	85.27	1:57.438	11

NOT CLASSIFIED

DNF	17		Tom CARNE	Honda - TC Racing / SP125 racing	9	16:39.910	3 Laps	2 Laps	91.44	1:49.411	4
DNF	34	M3	Jordan WEAIVING	KTM - Jordan Racing / Burkert	8	14:26.585	4 Laps	1 Lap	93.79	1:47.100	5
DNF	35		Elliot LODGE	Honda - SP125 / SpikeRacing	6	11:23.582	6 Laps	2 Laps	89.17	1:52.497	3
DNF	61	D	Ernst DUBBINK	Ten Kate Honda -	4	7:15.452	8 Laps	2 Laps	93.32	1:47.015	3
DQ	67		Andy REID	Honda - RS Racing	0						

FASTEST LAP

66	M3	Joe IRVING	KTM - RS Racing / The Toad and Tatle Pub	12	1:46.401	95.48 mph	153.67 kph
64	D	Bo BENDSNEIJDER	Honda -	4	1:46.490	95.40 mph	153.54 kph
17		Tom CARNE	Honda - TC Racing / SP125 racing	4	1:49.411	92.86 mph	149.44 kph

#67 - black flag exclusion - further investigation ongoing

Assen

Circuit Length = 2.8222 miles

Start: 15:01 Flag 15:22 End: 15:25

Weather / Track : Sunny / Dry

These results are provisional until the conclusion of any judicial and technical matters.

Race Director :	Stewards :	Timekeeper :
-----------------	------------	--------------

Results can be found at www.britishsuperbike.com

Printed - 15:44 Sunday, 22 September 2013

MCRCB BULLETIN TK223

2013 MCE British Superbike Championship - Round 10

2013 Monster Energy British Motostar Championship

RACE 8 - LAP CHART

43	42.438	1:50.921	26	38.667	1:50.049
25	42.810	1:51.079	12	38.838	1:49.946
74	42.853	1:51.285	88	48.054	1:50.258
24	56.425	1:52.800	122	48.117	1:50.513
22	1:05.415	1:53.425	43	48.410	1:49.989
41	1:05.717	1:53.808	10	48.645	1:51.192
11	1:05.914	1:53.744	74	49.612	1:51.069
36	1:14.258	1:54.053	3	49.722	1:51.690
44	1:14.487	1:54.681	25	49.999	1:51.359
65	1:14.967	1:55.447	24	1:07.294	1:52.548
42	1:15.006	1:54.133	41	1:17.912	1:53.400
46	1:15.300	1:54.480	22	1:17.976	1:53.424
81	1:15.400	1:55.035	11	1:19.758	1:54.494
13	1:15.905	1:54.764	81	1:28.231	1:53.740
32	1:16.164	1:54.857	42	1:28.366	1:53.404
77	1:24.271	1:54.888	36	1:28.831	1:54.516
99	1:24.863	1:55.438	44	1:28.941	1:53.531
164	1:40.242	1:57.661	65	1:29.173	1:53.888

LAP 10		
NO	BEHIND	LAP TIME

64 1:46.963

258 1 Lap 1:57.946

21 6.874 1:46.943

66 7.418 1:47.680

71 11.861 1:52.153

40 13.035 1:48.852

95 16.783 1:48.209

142 35.902 1:50.131

26 36.048 1:50.124

12 36.322 1:50.193

10 44.883 1:51.482

122 45.034 1:51.498

88 45.226 1:51.383

3 45.462 1:50.303

43 45.851 1:50.376

74 45.973 1:50.083

25 46.070 1:50.223

24 1:02.176 1:52.714

41 1:11.942 1:53.188

22 1:11.982 1:53.530

11 1:12.694 1:53.743

36 1:21.745 1:54.450

81 1:21.921 1:53.484

42 1:22.392 1:54.349

65 1:22.715 1:54.711

44 1:22.840 1:55.316

13 1:23.269 1:54.327

32 1:23.411 1:54.210

46 1:23.451 1:55.114

99 1:32.276 1:54.376

77 1:32.502 1:55.194

LAP 11		
NO	BEHIND	LAP TIME

64 1:47.430

164 1 Lap 1:56.622

21 6.485 1:47.041

66 7.391 1:47.403

258 1 Lap 1:57.826

71 13.334 1:48.903

40 14.507 1:48.902

95 17.507 1:48.154

142 38.474 1:50.002

LAP 12		
NO	BEHIND	LAP TIME

64 1:49.469

21 4.206 1:47.190

66 4.323 1:46.401

164 1 Lap 1:56.693

71 12.390 1:48.525

40 13.893 1:48.855

95 16.954 1:48.916

258 1 Lap 1:57.438

26 39.477 1:50.279

142 39.774 1:50.769

12 39.935 1:50.566

122 49.973 1:51.325

88 50.134 1:51.549

10 50.172 1:50.996

74 50.580 1:50.437

25 51.000 1:50.470

43 51.085 1:52.144

3 51.554 1:51.301

24 1:10.077 1:52.252

41 1:22.589 1:54.146

22 1:23.051 1:54.544

11 1:24.534 1:54.245

81 1:32.422 1:53.660

42 1:32.522 1:53.625

36 1:32.874 1:53.512

44 1:32.962 1:53.490

65 1:33.097 1:53.393

46 1:33.456 1:53.625

32 1:33.842 1:53.206

13 1:35.027 1:54.613

99 1:47.299 1:55.959

77 1:47.400 1:56.231

Weather / Track : Sunny / Dry

MCRCB BULLETIN TK224

2013 MCE British Superbike Championship - Round 10

2013 Monster Energy British Motostar Championship

RACE 8 - POSITION CHART

No	Name	Lap													
		Pos	1	2	3	4	5	6	7	8	9	10	11	12	
21	VAN DE BUNT	1	64	64	64	64	64	64	64	64	64	64	64	64	64
67	REID	2	61	61	61	61	66	71	71	71	71	21	21	21	
61	DUBBINK	3	21	21	66	71	71	34	34	21	66	66	66	66	
34	WEAVING	4	66	66	21	66	34	66	21	66	21	71	71	71	
66	IRVING	5	40	40	71	34	21	21	66	34	40	40	40	40	
64	BENDSNEIJDER	6	71	71	40	21	40	40	40	40	95	95	95	95	
71	VAN LEEUWEN	7	34	34	34	40	95	95	95	95	142	142	142	26	
95	MACKENZIE	8	95	95	95	95	142	142	142	26	26	26	26	142	
142	SLOOTEN	9	12	12	142	142	12	26	26	142	12	12	12	12	
40	FRANCIS	10	26	142	26	26	26	12	12	12	17	10	88	122	
12	RENDELL	11	142	26	12	12	17	17	17	17	10	122	122	88	
17	CARNE	12	17	17	17	17	10	88	88	88	122	88	43	10	
26	BOERBOOM	13	10	10	88	88	88	10	10	10	88	3	10	74	
10	SUTHERLAND	14	88	88	10	10	3	3	122	122	3	43	74	25	
88	ROLLO	15	122	122	3	3	122	74	3	3	43	74	3	43	
122	BRINK	16	43	3	122	122	74	122	74	43	25	25	25	3	
74	PERSSON	17	3	25	25	43	43	43	43	74	74	24	24	24	
43	SHELTON	18	25	43	43	25	25	25	25	25	24	41	41	41	
35	LODGE	19	24	24	74	74	24	35	24	24	22	22	22	22	
3	TAYLOR	20	35	74	24	24	35	24	41	41	41	11	11	11	
41	WARD	21	74	35	35	35	22	22	22	22	11	36	81	81	
25	BROUWERS	22	11	11	41	41	41	41	11	11	36	81	42	42	
24	COSTILLA	23	41	41	11	22	11	11	65	65	44	42	36	36	
65	OWENS	24	22	22	22	11	36	36	36	44	65	65	44	44	
22	WADDELOW	25	36	36	81	81	65	65	44	36	42	44	65	65	
11	THOMAS	26	81	81	36	36	81	81	81	81	46	13	46	46	
44	BAYFORD	27	65	65	65	65	44	46	46	46	81	32	13	32	
46	HERMANSSON	28	44	46	44	44	46	44	13	42	13	46	32	13	
32	SVENSSON	29	46	44	46	46	13	13	42	13	32	99	77	99	
36	URIBE	30	13	13	13	42	32	32	32	32	77	77	99	77	
81	PEDERSEN	31	99	42	42	13	42	42	99	77	99	164	164		
42	HOBSON	32	42	32	32	32	77	99	77	99	164	258	258		
13	BURMAN	33	164	99	99	77	99	77	164	164	258				
99	LOURENCO	34	32	77	77	99	164	164	258	258					
258	VAN DE WALL	35	77	164	164	164	258	258							
77	VERNON	36	258	258	258	258									
164	BARNARD	37													

Weather / Track : Sunny / Dry

Assen

Circuit Length = 2.8222 miles

Start: 15:01 Flag 15:22 End: 15:25

Results can be found at www.tsl-timing.com

Printed - 15:38 Sunday, 22 September 2013

MCRCB BULLETIN TK225

2013 MCE British Superbike Championship - Round 10

2013 Monster Energy British Motostar Championship

RACE 8 - SECTOR ANALYSIS

SECTOR 1 = FL to I1, SECTOR 2 = I1 to I2, SECTOR 3 = I2 to FL, DIFF = Difference To Personal Best Lap

P1		64 D		Bo BENDSNEIJDER		Honda -				
LAP	SECTOR 1		SECTOR 2		SECTOR 3		LAP TIME	MPH	DIFF	TIME OF DAY
1 -		125.4	40.792		24.523	102.3	1:52.841	90.03	6.351	15:03:06.748
2 -	41.506	122.0	40.504		24.786	102.5	1:46.796	95.13	0.306	15:04:53.544
3 -	41.490	122.0	40.427		24.630	102.5	1:46.547 (2)	95.35	0.057	15:06:40.091
4 -	41.329	121.5	40.431		24.730	103.0	1:46.490 (1)	95.40		15:08:26.581
5 -	41.505	121.5	40.523		24.683	102.3	1:46.711	95.21	0.221	15:10:13.292
6 -	41.415	122.0	40.475		24.671	102.5	1:46.561 (3)	95.34	0.071	15:11:59.853
7 -	41.580	121.7	40.539		24.782	103.3	1:46.901	95.04	0.411	15:13:46.754
8 -	41.410	121.7	40.670		24.743	101.8	1:46.823	95.11	0.333	15:15:33.577
9 -	41.500	122.2	40.651		24.755	102.8	1:46.906	95.03	0.416	15:17:20.483
10 -	41.467	120.9	40.823		24.673	102.5	1:46.963	94.98	0.473	15:19:07.446
11 -	41.582	122.9	40.950		24.898	102.8	1:47.430	94.57	0.940	15:20:54.876
12 -	41.799	121.5	41.614		26.056	81.1	1:49.469	92.81	2.979	15:22:44.345

P2		21 D		Jerry VAN DE BUNT		Honda -				
LAP	SECTOR 1		SECTOR 2		SECTOR 3		LAP TIME	MPH	DIFF	TIME OF DAY
1 -		121.1	41.913		25.067	103.5	1:53.939	89.17	7.118	15:03:07.846
2 -	41.789	126.1	41.147		25.014	102.1	1:47.950	94.11	1.129	15:04:55.796
3 -	41.528	124.9	40.727		24.889	100.9	1:47.144	94.82	0.323	15:06:42.940
4 -	41.689	128.0	41.536		25.067	102.5	1:48.292	93.82	1.471	15:08:31.232
5 -	41.430	126.8	40.830		24.768	104.3	1:47.028	94.92	0.207	15:10:18.260
6 -	41.925	126.1	40.927		25.313	102.3	1:48.165	93.93	1.344	15:12:06.425
7 -	41.597	124.5	40.680		24.607	104.5	1:46.884 (2)	95.05	0.063	15:13:53.309
8 -	41.258	122.6	40.674		24.889	101.3	1:46.821 (1)	95.11		15:15:40.130
9 -	41.561	125.2	40.748		24.938	104.3	1:47.247	94.73	0.426	15:17:27.377
10 -	41.678	121.7	40.616		24.649	103.8	1:46.943 (3)	95.00	0.122	15:19:14.320
11 -	41.273	123.8	40.989		24.779	103.0	1:47.041	94.91	0.220	15:21:01.361
12 -	41.339	124.2	41.065		24.786	103.5	1:47.190	94.78	0.369	15:22:48.551

P3		66 M3		Joe IRVING		KTM - RS Racing / The Toad and Tatle Pub				
LAP	SECTOR 1		SECTOR 2		SECTOR 3		LAP TIME	MPH	DIFF	TIME OF DAY
1 -		127.3	41.477		24.888	105.0	1:54.058	89.07	7.657	15:03:07.965
2 -	41.862	126.3	40.893		25.116	104.3	1:47.871	94.18	1.470	15:04:55.836
3 -	41.762	126.1	40.632		24.703	104.8	1:47.097	94.86	0.696	15:06:42.933
4 -	41.347	124.0	40.509		25.064	105.3	1:46.920 (3)	95.02	0.519	15:08:29.853
5 -	41.804	124.0	41.165		24.805	105.3	1:47.774	94.27	1.373	15:10:17.627
6 -	41.787	123.3	41.256		25.631	102.1	1:48.674	93.49	2.273	15:12:06.301
7 -	41.817	128.0	40.628		24.802	107.1	1:47.247	94.73	0.846	15:13:53.548
8 -	41.245	124.7	40.556		24.900	104.0	1:46.701 (2)	95.22	0.300	15:15:40.249
9 -	41.354	127.8	40.468		25.113	105.3	1:46.935	95.01	0.534	15:17:27.184
10 -	41.867	124.7	40.834		24.979	103.3	1:47.680	94.35	1.279	15:19:14.864
11 -	41.809	124.9	41.033		24.561	105.5	1:47.403	94.59	1.002	15:21:02.267
12 -	41.240	126.1	40.754		24.407	105.5	1:46.401 (1)	95.48		15:22:48.668

P4		71 D		Thomas VAN LEEUWEN		Honda - Racing Team Vanleeuwen				
LAP	SECTOR 1		SECTOR 2		SECTOR 3		LAP TIME	MPH	DIFF	TIME OF DAY
1 -		125.6	41.627		25.270	101.8	1:54.655	88.61	8.027	15:03:08.562
2 -	41.630	126.1	41.097		25.164	103.0	1:47.891	94.17	1.263	15:04:56.453
3 -	41.555	125.9	40.436		24.637	103.8	1:46.628 (1)	95.28		15:06:43.081
4 -	41.488	125.6	40.422		24.769	102.5	1:46.679 (2)	95.24	0.051	15:08:29.760
5 -	42.241	124.2	40.894		24.908	103.8	1:48.043	94.03	1.415	15:10:17.803
6 -	41.957	126.3	40.753		24.755	102.5	1:47.465	94.54	0.837	15:12:05.268
7 -	41.454	122.9	40.775		24.804	102.5	1:47.033 (3)	94.92	0.405	15:13:52.301
8 -	41.482	122.9	40.759		24.874	103.0	1:47.115	94.85	0.487	15:15:39.416
9 -	41.719	123.5	40.887		25.132	102.1	1:47.738	94.30	1.110	15:17:27.154
10 -	42.075	126.3	40.852		29.226	90.5	1:52.153	90.59	5.525	15:19:19.307
11 -	42.524	123.8	41.314		25.065	103.8	1:48.903	93.29	2.275	15:21:08.210
12 -	42.090	123.1	41.255		25.180	101.8	1:48.525	93.62	1.897	15:22:56.735

Weather / Track : Sunny / Dry

Assen

Circuit Length = 2.8222 miles

Start: 15:01 Flag 15:22 End: 15:25

MCRCB BULLETIN TK225

2013 MCE British Superbike Championship - Round 10

2013 Monster Energy British Motostar Championship

RACE 8 - SECTOR ANALYSIS

SECTOR 1 = FL to I1, SECTOR 2 = I1 to I2, SECTOR 3 = I2 to FL, DIFF = Difference To Personal Best Lap

P5		40 M3		Joe FRANCIS		Honda - Team WD40				
LAP	SECTOR 1		SECTOR 2		SECTOR 3		LAP TIME	MPH	DIFF	TIME OF DAY
1 -		124.2	41.765	24.985	101.1	1:54.469	88.75	7.128	15:03:08.376	
2 -	41.793	124.9	41.074	24.978	101.8	1:47.845	94.21	0.504	15:04:56.221	
3 -	41.752	124.2	40.712	24.877	101.1	1:47.341 (1)	94.65		15:06:43.562	
4 -	41.766	125.2	40.646	25.401	100.9	1:47.813	94.23	0.472	15:08:31.375	
5 -	41.751	124.5	40.785	25.019	101.3	1:47.555 (2)	94.46	0.214	15:10:18.930	
6 -	41.581	126.1	40.754	25.314	101.3	1:47.649 (3)	94.38	0.308	15:12:06.579	
7 -	42.021	124.7	40.903	25.152	101.3	1:48.076	94.00	0.735	15:13:54.655	
8 -	41.720	122.2	41.154	25.442	100.6	1:48.316	93.80	0.975	15:15:42.971	
9 -	41.925	121.3	41.445	25.288	100.9	1:48.658	93.50	1.317	15:17:31.629	
10 -	42.051	120.9	41.488	25.313	99.9	1:48.852	93.33	1.511	15:19:20.481	
11 -	42.041	122.0	41.475	25.386	100.6	1:48.902	93.29	1.561	15:21:09.383	
12 -	41.922	121.1	41.607	25.326	101.1	1:48.855	93.33	1.514	15:22:58.238	

P6		95 M3		Tarran MACKENZIE		KTM - Redline KTM				
LAP	SECTOR 1		SECTOR 2		SECTOR 3		LAP TIME	MPH	DIFF	TIME OF DAY
1 -		124.2	42.354	25.615	101.6	1:55.361	88.07	7.254	15:03:09.268	
2 -	42.255	123.5	41.362	25.350	104.0	1:48.967	93.24	0.860	15:04:58.235	
3 -	41.992	124.0	40.921	25.194	104.0	1:48.107 (1)	93.98		15:06:46.342	
4 -	41.654	123.1	41.324	25.229	103.3	1:48.207	93.89	0.100	15:08:34.549	
5 -	42.072	122.4	41.315	25.309	103.0	1:48.696	93.47	0.589	15:10:23.245	
6 -	41.901	122.6	41.291	25.104	103.5	1:48.296	93.81	0.189	15:12:11.541	
7 -	41.713	122.4	41.193	25.213	104.3	1:48.119 (2)	93.97	0.012	15:13:59.660	
8 -	41.825	122.4	41.138	25.262	104.0	1:48.225	93.88	0.118	15:15:47.885	
9 -	41.795	123.1	41.303	25.037	104.0	1:48.135 (3)	93.95	0.028	15:17:36.020	
10 -	41.787	123.3	41.225	25.197	103.8	1:48.209	93.89	0.102	15:19:24.229	
11 -	42.029	123.3	40.988	25.137	103.8	1:48.154	93.94	0.047	15:21:12.383	
12 -	42.007	123.1	41.477	25.432	103.5	1:48.916	93.28	0.809	15:23:01.299	

P7		26 D		Jorel BOERBOOM		Honda -				
LAP	SECTOR 1		SECTOR 2		SECTOR 3		LAP TIME	MPH	DIFF	TIME OF DAY
1 -		123.5	42.402	25.647	99.5	1:56.833	86.96	7.454	15:03:10.740	
2 -	43.179	119.6	41.905	25.392	101.1	1:50.476	91.96	1.097	15:05:01.216	
3 -	42.616	120.9	41.434	25.329	100.4	1:49.379 (1)	92.88		15:06:50.595	
4 -	42.678	121.3	42.007	25.597	100.4	1:50.282	92.12	0.903	15:08:40.877	
5 -	42.864	119.4	42.511	25.381	101.1	1:50.756	91.73	1.377	15:10:31.633	
6 -	42.702	120.4	41.810	25.486	101.1	1:49.998 (2)	92.36	0.619	15:12:21.631	
7 -	42.693	120.6	42.152	25.516	101.1	1:50.361	92.06	0.982	15:14:11.992	
8 -	42.793	117.7	41.715	25.819	97.0	1:50.327	92.09	0.948	15:16:02.319	
9 -	43.211	119.1	42.332	25.508	100.6	1:51.051	91.49	1.672	15:17:53.370	
10 -	42.570	121.5	42.107	25.447	100.9	1:50.124	92.26	0.745	15:19:43.494	
11 -	42.568	121.7	42.060	25.421	100.4	1:50.049 (3)	92.32	0.670	15:21:33.543	
12 -	42.670	121.3	41.820	25.789	97.5	1:50.279	92.13	0.900	15:23:23.822	

P8		142 D		Brian SLOOTEN		Bakker -				
LAP	SECTOR 1		SECTOR 2		SECTOR 3		LAP TIME	MPH	DIFF	TIME OF DAY
1 -		124.5	42.928	25.175	100.9	1:57.191	86.69	7.879	15:03:11.098	
2 -	42.856	120.4	41.670	25.411	100.9	1:49.937 (2)	92.41	0.625	15:05:01.035	
3 -	42.277	121.7	41.583	25.452	100.9	1:49.312 (1)	92.94		15:06:50.347	
4 -	42.780	118.3	42.109	25.509	99.7	1:50.398	92.03	1.086	15:08:40.745	
5 -	43.048	121.1	42.025	25.420	99.7	1:50.493	91.95	1.181	15:10:31.238	
6 -	42.694	117.9	42.143	25.424	99.5	1:50.261	92.14	0.949	15:12:21.499	
7 -	42.625	118.3	42.280	25.435	99.9	1:50.340	92.08	1.028	15:14:11.839	
8 -	42.947	120.0	41.558	26.303	98.6	1:50.808	91.69	1.496	15:16:02.647	
9 -	42.895	120.2	42.214	25.461	100.6	1:50.570	91.88	1.258	15:17:53.217	
10 -	42.560	118.9	42.115	25.456	100.2	1:50.131	92.25	0.819	15:19:43.348	
11 -	42.537	119.6	42.147	25.318	100.6	1:50.002 (3)	92.36	0.690	15:21:33.350	
12 -	42.622	120.0	41.986	26.161	98.4	1:50.769	91.72	1.457	15:23:24.119	

Weather / Track : Sunny / Dry

Assen

Circuit Length = 2.8222 miles

Start: 15:01 Flag 15:22 End: 15:25

MCRCB BULLETIN TK225

2013 MCE British Superbike Championship - Round 10

2013 Monster Energy British Motostar Championship

RACE 8 - SECTOR ANALYSIS

SECTOR 1 = FL to I1, SECTOR 2 = I1 to I2, SECTOR 3 = I2 to FL, DIFF = Difference To Personal Best Lap

P9		12		Edward RENDELL		Honda - Banks Racing				
LAP	SECTOR 1		SECTOR 2		SECTOR 3		LAP TIME	MPH	DIFF	TIME OF DAY
1 -		121.7	41.660	25.418	99.9	1:55.821	87.72	5.875	15:03:09.728	
2 -	42.702	118.5	41.852	25.888	98.6	1:50.442	91.99	0.496	15:05:00.170	
3 -	42.884	117.3	41.824	26.045	99.5	1:50.753	91.73	0.807	15:06:50.923	
4 -	42.673	119.4	41.951	25.606	99.5	1:50.230	92.17	0.284	15:08:41.153	
5 -	42.804	119.1	41.934	25.634	98.4	1:50.372	92.05	0.426	15:10:31.525	
6 -	43.074	118.9	41.632	25.880	98.6	1:50.586	91.87	0.640	15:12:22.111	
7 -	42.431	120.4	42.026	25.760	99.7	1:50.217 (3)	92.18	0.271	15:14:12.328	
8 -	42.827	118.7	41.566	26.034	99.5	1:50.427	92.00	0.481	15:16:02.755	
9 -	43.083	119.6	42.073	25.664	99.5	1:50.820	91.68	0.874	15:17:53.575	
10 -	42.664	119.8	41.905	25.624	99.7	1:50.193 (2)	92.20	0.247	15:19:43.768	
11 -	42.645	119.1	41.785	25.516	100.4	1:49.946 (1)	92.41		15:21:33.714	
12 -	42.862	117.9	41.521	26.183	95.7	1:50.566	91.89	0.620	15:23:24.280	

P10		122 D		Ricardo BRINK		Honda - Autolakservice Remar Ljss				
LAP	SECTOR 1		SECTOR 2		SECTOR 3		LAP TIME	MPH	DIFF	TIME OF DAY
1 -		119.1	42.514	26.001	97.5	1:58.834	85.49	8.766	15:03:12.741	
2 -	43.404	120.9	41.934	25.643	100.9	1:50.981	91.54	0.913	15:05:03.722	
3 -	43.001	120.0	42.778	26.283	96.2	1:52.062	90.66	1.994	15:06:55.784	
4 -	43.693	118.5	42.152	25.914	99.3	1:51.759	90.91	1.691	15:08:47.543	
5 -	43.057	117.3	42.153	25.785	99.3	1:50.995	91.53	0.927	15:10:38.538	
6 -	43.343	118.1	41.858	25.532	99.7	1:50.733	91.75	0.665	15:12:29.271	
7 -	42.985	118.9	42.003	25.697	99.3	1:50.685 (3)	91.79	0.617	15:14:19.956	
8 -	42.750	117.9	41.658	25.660	99.5	1:50.068 (1)	92.30		15:16:10.024	
9 -	42.989	118.1	42.143	25.826	99.0	1:50.958	91.56	0.890	15:18:00.982	
10 -	42.971	117.1	42.377	26.150	97.9	1:51.498	91.12	1.430	15:19:52.480	
11 -	42.859	116.9	41.983	25.671	99.3	1:50.513 (2)	91.93	0.445	15:21:42.993	
12 -	42.976	118.9	42.211	26.138	95.1	1:51.325	91.26	1.257	15:23:34.318	

P11		88		Lewis ROLLO		Honda - RCD Motorsport				
LAP	SECTOR 1		SECTOR 2		SECTOR 3		LAP TIME	MPH	DIFF	TIME OF DAY
1 -		122.0	41.995	25.772	98.6	1:58.242	85.92	7.984	15:03:12.149	
2 -	43.807	120.6	41.897	25.675	98.8	1:51.379	91.22	1.121	15:05:03.528	
3 -	43.006	118.5	41.718	25.839	97.5	1:50.563 (3)	91.89	0.305	15:06:54.091	
4 -	43.037	117.1	41.861	25.922	97.3	1:50.820	91.68	0.562	15:08:44.911	
5 -	43.100	115.7	41.925	26.207	97.3	1:51.232	91.34	0.974	15:10:36.143	
6 -	43.072	118.9	41.999	25.428	97.3	1:50.499 (2)	91.94	0.241	15:12:26.642	
7 -	43.480	116.3	41.995	25.934	96.8	1:51.409	91.19	1.151	15:14:18.051	
8 -	43.249	115.9	41.841	26.048	97.0	1:51.138	91.41	0.880	15:16:09.189	
9 -	43.877	116.3	42.226	25.997	99.0	1:52.100	90.63	1.842	15:18:01.289	
10 -	43.239	117.5	41.818	26.326	97.9	1:51.383	91.21	1.125	15:19:52.672	
11 -	42.826	119.1	41.687	25.745	98.6	1:50.258 (1)	92.14		15:21:42.930	
12 -	42.953	116.3	41.854	26.742	94.5	1:51.549	91.08	1.291	15:23:34.479	

P12		10		Peter SUTHERLAND		Aprilia - Kinpac Racing / Floorcoat UK				
LAP	SECTOR 1		SECTOR 2		SECTOR 3		LAP TIME	MPH	DIFF	TIME OF DAY
1 -		120.9	42.126	25.662	99.0	1:58.059	86.06	7.731	15:03:11.966	
2 -	43.774	119.6	42.036	25.446	100.2	1:51.256	91.32	0.928	15:05:03.222	
3 -	43.679	121.7	42.284	25.530	98.8	1:51.493	91.12	1.165	15:06:54.715	
4 -	42.969	118.7	41.627	25.732	99.9	1:50.328 (1)	92.09		15:08:45.043	
5 -	43.300	118.7	41.866	25.680	98.1	1:50.846 (2)	91.66	0.518	15:10:35.889	
6 -	43.143	117.9	42.089	25.703	98.8	1:50.935 (3)	91.58	0.607	15:12:26.824	
7 -	43.449	118.9	42.161	25.637	99.9	1:51.247	91.32	0.919	15:14:18.071	
8 -	43.806	117.5	41.853	25.547	99.5	1:51.206	91.36	0.878	15:16:09.277	
9 -	43.530	117.5	42.450	25.590	99.3	1:51.570	91.06	1.242	15:18:00.847	
10 -	43.680	116.7	42.115	25.687	98.1	1:51.482	91.13	1.154	15:19:52.329	
11 -	43.554	119.8	42.154	25.484	101.3	1:51.192	91.37	0.864	15:21:43.521	
12 -	43.162	119.6	41.775	26.059	96.8	1:50.996	91.53	0.668	15:23:34.517	

Weather / Track : Sunny / Dry

Assen

Circuit Length = 2.8222 miles

Start: 15:01 Flag 15:22 End: 15:25

MCRCB BULLETIN TK225

2013 MCE British Superbike Championship - Round 10

2013 Monster Energy British Motostar Championship

RACE 8 - SECTOR ANALYSIS

SECTOR 1 = FL to I1, SECTOR 2 = I1 to I2, SECTOR 3 = I2 to FL, DIFF = Difference To Personal Best Lap

P13	74 M3	Alex PERSSON		Honda - Nordgren Racing					
LAP	SECTOR 1		SECTOR 2	SECTOR 3		LAP TIME	MPH	DIFF	TIME OF DAY
1 -		120.9	42.329	25.868	100.4	2:00.556	84.27	10.482	15:03:14.463
2 -	43.577	120.2	42.025	26.234	101.3	1:51.836	90.84	1.762	15:05:06.299
3 -	42.899	118.9	41.743	25.737	100.9	1:50.379 (3)	92.04	0.305	15:06:56.678
4 -	43.233	117.9	42.347	25.781	101.6	1:51.361	91.23	1.287	15:08:48.039
5 -	43.054	117.5	41.999	25.559	101.6	1:50.612	91.85	0.538	15:10:38.651
6 -	42.598	116.7	41.837	25.639	100.9	1:50.074 (1)	92.30		15:12:28.725
7 -	43.501	115.1	42.093	26.304	100.4	1:51.898	90.79	1.824	15:14:20.623
8 -	43.884	118.7	41.661	25.883	99.3	1:51.428	91.18	1.354	15:16:12.051
9 -	43.829	115.9	41.926	25.530	102.3	1:51.285	91.29	1.211	15:18:03.336
10 -	42.884	117.7	41.747	25.452	99.7	1:50.083 (2)	92.29	0.009	15:19:53.419
11 -	43.034	118.9	42.139	25.896	98.6	1:51.069	91.47	0.995	15:21:44.488
12 -	42.982	119.6	41.607	25.848	97.0	1:50.437	91.99	0.363	15:23:34.925

P14	25 D	Mike BROUWERS		Honda -					
LAP	SECTOR 1		SECTOR 2	SECTOR 3		LAP TIME	MPH	DIFF	TIME OF DAY
1 -		118.9	43.083	26.191	96.8	1:59.696	84.88	9.473	15:03:13.603
2 -	43.600	116.7	41.626	25.879	97.5	1:51.105	91.44	0.882	15:05:04.708
3 -	43.180	117.1	41.846	26.146	95.7	1:51.172	91.39	0.949	15:06:55.880
4 -	43.603	114.1	42.710	25.735	97.9	1:52.048	90.67	1.825	15:08:47.928
5 -	43.511	117.3	42.057	25.669	98.1	1:51.237	91.33	1.014	15:10:39.165
6 -	43.354	115.3	41.694	25.555	98.8	1:50.603	91.86	0.380	15:12:29.768
7 -	44.297	112.9	41.980	25.884	97.7	1:52.161	90.58	1.938	15:14:21.929
8 -	42.847	117.1	41.489	25.949	97.0	1:50.285 (2)	92.12	0.062	15:16:12.214
9 -	43.688	116.3	41.749	25.642	97.0	1:51.079	91.46	0.856	15:18:03.293
10 -	42.951	117.9	41.387	25.885	95.5	1:50.223 (1)	92.17		15:19:53.516
11 -	43.428	117.5	41.895	26.036	96.2	1:51.359	91.23	1.136	15:21:44.875
12 -	43.167	116.1	41.602	25.701	96.6	1:50.470 (3)	91.97	0.247	15:23:35.345

P15	43	Arnie SHELTON		Honda - e3 motorsport					
LAP	SECTOR 1		SECTOR 2	SECTOR 3		LAP TIME	MPH	DIFF	TIME OF DAY
1 -		120.9	42.773	25.818	99.5	1:59.117	85.29	9.128	15:03:13.024
2 -	44.318	119.8	42.235	25.832	100.6	1:52.385	90.40	2.396	15:05:05.409
3 -	43.291	118.5	41.748	25.694	100.2	1:50.733	91.75	0.744	15:06:56.142
4 -	43.625	119.4	42.133	25.822	100.9	1:51.580	91.05	1.591	15:08:47.722
5 -	43.457	119.8	42.171	25.608	100.4	1:51.236	91.33	1.247	15:10:38.958
6 -	43.261	118.1	41.696	25.637	99.7	1:50.594 (3)	91.86	0.605	15:12:29.552
7 -	43.232	117.9	42.186	25.925	99.3	1:51.343	91.25	1.354	15:14:20.895
8 -	43.290	118.5	41.838	25.977	98.1	1:51.105	91.44	1.116	15:16:12.000
9 -	43.604	117.7	41.740	25.577	99.5	1:50.921	91.59	0.932	15:18:02.921
10 -	42.954	119.4	41.522	25.900	98.8	1:50.376 (2)	92.05	0.387	15:19:53.297
11 -	43.069	119.1	41.355	25.565	100.2	1:49.989 (1)	92.37		15:21:43.286
12 -	42.823	119.8	41.767	27.554	87.6	1:52.144	90.59	2.155	15:23:35.430

P16	3	Taz TAYLOR		Luyten Honda - FPW Racing					
LAP	SECTOR 1		SECTOR 2	SECTOR 3		LAP TIME	MPH	DIFF	TIME OF DAY
1 -		125.6	42.881	25.706	103.0	1:59.378	85.10	9.075	15:03:13.285
2 -	43.282	123.5	41.935	25.668	102.5	1:50.885 (3)	91.62	0.582	15:05:04.170
3 -	43.250	122.6	42.058	26.112	101.1	1:51.420	91.18	1.117	15:06:55.590
4 -	43.371	119.8	41.814	25.863	102.3	1:51.048	91.49	0.745	15:08:46.638
5 -	43.150	119.8	41.837	25.696	102.5	1:50.683 (2)	91.79	0.380	15:10:37.321
6 -	43.196	120.4	42.119	25.774	102.1	1:51.089	91.45	0.786	15:12:28.410
7 -	44.449	123.3	42.012	25.722	100.2	1:52.183	90.56	1.880	15:14:20.593
8 -	43.356	121.1	41.998	25.639	101.8	1:50.993	91.53	0.690	15:16:11.586
9 -	43.326	120.6	42.115	25.578	101.8	1:51.019	91.51	0.716	15:18:02.605
10 -	42.827	122.2	41.864	25.612	102.1	1:50.303 (1)	92.11		15:19:52.908
11 -	43.535	119.8	42.418	25.737	103.0	1:51.690	90.96	1.387	15:21:44.598
12 -	42.465	123.5	41.848	26.988	94.3	1:51.301	91.28	0.998	15:23:35.899

Weather / Track : Sunny / Dry

Assen

Circuit Length = 2.8222 miles

Start: 15:01 Flag 15:22 End: 15:25

MCRCB BULLETIN TK225

2013 MCE British Superbike Championship - Round 10

2013 Monster Energy British Motostar Championship

RACE 8 - SECTOR ANALYSIS

SECTOR 1 = FL to I1, SECTOR 2 = I1 to I2, SECTOR 3 = I2 to FL, DIFF = Difference To Personal Best Lap

P17 24		Daniel COSTILLA		Honda - Repli-Cast UK					
LAP	SECTOR 1	SECTOR 2	SECTOR 3	LAP TIME	MPH	DIFF	TIME OF DAY		
1 -		121.1	42.905	25.945	102.3	1:59.861	84.76	7.609	15:03:13.768
2 -	43.888	120.0	42.290	26.237	101.1	1:52.415 (2)	90.38	0.163	15:05:06.183
3 -	43.732	119.4	42.538	26.278	101.3	1:52.548 (3)	90.27	0.296	15:06:58.731
4 -	43.767	117.1	42.973	26.154	100.6	1:52.894	89.99	0.642	15:08:51.625
5 -	43.765	117.1	42.832	26.114	100.2	1:52.711	90.14	0.459	15:10:44.336
6 -	43.790	116.1	42.969	26.450	101.1	1:53.209	89.74	0.957	15:12:37.545
7 -	44.096	117.1	43.533	26.337	100.9	1:53.966	89.15	1.714	15:14:31.511
8 -	43.656	116.9	42.641	26.300	99.9	1:52.597	90.23	0.345	15:16:24.108
9 -	43.521	117.1	43.028	26.251	101.1	1:52.800	90.07	0.548	15:18:16.908
10 -	43.622	116.9	42.902	26.190	100.2	1:52.714	90.14	0.462	15:20:09.622
11 -	43.747	117.1	42.633	26.168	100.9	1:52.548 (3)	90.27	0.296	15:22:02.170
12 -	43.406	116.9	42.647	26.199	99.5	1:52.252 (1)	90.51		15:23:54.422

P18 41		Milo WARD		Luyten Honda - FPW Racing					
LAP	SECTOR 1	SECTOR 2	SECTOR 3	LAP TIME	MPH	DIFF	TIME OF DAY		
1 -		118.9	43.085	26.362	97.0	2:01.420	83.67	8.395	15:03:15.327
2 -	44.127	114.9	42.887	26.447	97.9	1:53.461	89.54	0.436	15:05:08.788
3 -	44.215	112.7	43.059	26.641	97.3	1:53.915	89.19	0.890	15:07:02.703
4 -	44.255	112.5	43.315	26.642	96.6	1:54.212	88.95	1.187	15:08:56.915
5 -	44.474	112.5	43.541	26.268	96.4	1:54.283	88.90	1.258	15:10:51.198
6 -	44.138	113.7	42.892	26.597	97.3	1:53.627	89.41	0.602	15:12:44.825
7 -	43.604	115.5	42.827	26.594	96.4	1:53.025 (1)	89.89		15:14:37.850
8 -	44.439	115.9	43.118	26.985	96.4	1:54.542	88.70	1.517	15:16:32.392
9 -	43.973	114.1	43.536	26.299	97.3	1:53.808	89.27	0.783	15:18:26.200
10 -	43.834	116.1	42.917	26.437	96.8	1:53.188 (2)	89.76	0.163	15:20:19.388
11 -	44.230	113.7	42.812	26.358	97.3	1:53.400 (3)	89.59	0.375	15:22:12.788
12 -	44.227	116.1	43.706	26.213	97.7	1:54.146	89.01	1.121	15:24:06.934

P19 22		Stephanie WADDELOW		Honda - SP125 / Flossy Racing					
LAP	SECTOR 1	SECTOR 2	SECTOR 3	LAP TIME	MPH	DIFF	TIME OF DAY		
1 -		119.4	43.473	26.139	100.9	2:02.050	83.24	8.626	15:03:15.957
2 -	44.032	117.9	43.067	26.329	101.8	1:53.428 (3)	89.57	0.004	15:05:09.385
3 -	43.857	119.4	43.264	26.491	100.4	1:53.612	89.42	0.188	15:07:02.997
4 -	44.126	117.9	43.395	26.402	99.7	1:53.923	89.18	0.499	15:08:56.920
5 -	43.910	117.3	43.452	26.583	97.5	1:53.945	89.16	0.521	15:10:50.865
6 -	44.044	116.9	43.179	26.349	99.9	1:53.572	89.46	0.148	15:12:44.437
7 -	43.772	117.3	43.375	26.441	99.0	1:53.588	89.44	0.164	15:14:38.025
8 -	44.177	117.1	43.326	26.945	94.3	1:54.448	88.77	1.024	15:16:32.473
9 -	43.931	118.9	43.190	26.304	98.8	1:53.425 (2)	89.57	0.001	15:18:25.898
10 -	43.868	116.9	43.286	26.376	99.9	1:53.530	89.49	0.106	15:20:19.428
11 -	44.187	117.5	43.112	26.125	100.9	1:53.424 (1)	89.57		15:22:12.852
12 -	43.880	116.7	43.771	26.893	99.5	1:54.544	88.70	1.120	15:24:07.396

P20 11		Joseph THOMAS		Honda - Moto UK Racing					
LAP	SECTOR 1	SECTOR 2	SECTOR 3	LAP TIME	MPH	DIFF	TIME OF DAY		
1 -		119.8	43.059	26.311	98.4	2:00.873	84.05	7.541	15:03:14.780
2 -	43.748	119.6	43.147	26.841	97.9	1:53.736 (3)	89.33	0.404	15:05:08.516
3 -	44.324	117.3	43.595	26.475	97.9	1:54.394	88.81	1.062	15:07:02.910
4 -	44.268	119.4	43.863	26.396	97.5	1:54.527	88.71	1.195	15:08:57.437
5 -	43.815	116.5	43.609	26.562	97.5	1:53.986	89.13	0.654	15:10:51.423
6 -	44.075	116.9	43.244	26.416	97.7	1:53.735 (2)	89.33	0.403	15:12:45.158
7 -	43.886	116.3	43.027	26.419	97.3	1:53.332 (1)	89.64		15:14:38.490
8 -	43.898	118.9	43.557	26.708	97.5	1:54.163	88.99	0.831	15:16:32.653
9 -	43.969	118.5	43.566	26.209	98.4	1:53.744	89.32	0.412	15:18:26.397
10 -	43.642	118.1	43.469	26.632	96.0	1:53.743	89.32	0.411	15:20:20.140
11 -	44.483	115.3	43.578	26.433	97.0	1:54.494	88.73	1.162	15:22:14.634
12 -	43.911	116.9	43.745	26.589	97.7	1:54.245	88.93	0.913	15:24:08.879

Weather / Track : Sunny / Dry

Assen

Circuit Length = 2.8222 miles

Start: 15:01 Flag 15:22 End: 15:25

MCRCB BULLETIN TK225

2013 MCE British Superbike Championship - Round 10

2013 Monster Energy British Motostar Championship

RACE 8 - SECTOR ANALYSIS

SECTOR 1 = FL to I1, SECTOR 2 = I1 to I2, SECTOR 3 = I2 to FL, DIFF = Difference To Personal Best Lap

P21 81		Hans PEDERSEN		Honda - Nordgren Racing					
LAP	SECTOR 1		SECTOR 2	SECTOR 3		LAP TIME	MPH	DIFF	TIME OF DAY
1 -		121.7	43.900	26.820	98.1	2:04.198	81.80	10.714	15:03:18.105
2 -	44.306	118.9	43.800	26.493	100.4	1:54.599	88.65	1.115	15:05:12.704
3 -	44.547	117.5	43.689	26.191	99.7	1:54.427	88.79	0.943	15:07:07.131
4 -	44.192	117.5	43.497	26.450	99.5	1:54.139	89.01	0.655	15:09:01.270
5 -	44.403	114.3	43.586	27.272	99.0	1:55.261	88.14	1.777	15:10:56.531
6 -	44.479	118.5	43.248	26.871	99.3	1:54.598	88.65	1.114	15:12:51.129
7 -	44.813	115.5	43.147	26.828	100.9	1:54.788	88.51	1.304	15:14:45.917
8 -	44.363	119.1	43.797	26.771	99.3	1:54.931	88.40	1.447	15:16:40.848
9 -	44.167	117.9	44.553	26.315	101.6	1:55.035	88.32	1.551	15:18:35.883
10 -	44.002	121.3	42.906	26.576	99.7	1:53.484 (1)	89.52		15:20:29.367
11 -	43.885	115.9	43.324	26.531	99.3	1:53.740 (3)	89.32	0.256	15:22:23.107
12 -	44.003	120.9	43.175	26.482	99.7	1:53.660 (2)	89.39	0.176	15:24:16.767

P22 42 M3		James HOBSON		Honda - Two 4 Motorsport					
LAP	SECTOR 1		SECTOR 2	SECTOR 3		LAP TIME	MPH	DIFF	TIME OF DAY
1 -		122.4	45.203	27.474	98.8	2:06.766	80.14	13.362	15:03:20.673
2 -	44.328	118.9	43.788	27.083	97.9	1:55.199	88.19	1.795	15:05:15.872
3 -	44.117	119.6	43.254	26.470	99.7	1:53.841	89.24	0.437	15:07:09.713
4 -	43.893	118.1	43.284	26.361	100.4	1:53.538 (2)	89.48	0.134	15:09:03.251
5 -	43.951	118.5	43.411	28.311	93.5	1:55.673	87.83	2.269	15:10:58.924
6 -	44.029	119.4	43.018	26.491	100.4	1:53.538 (2)	89.48	0.134	15:12:52.462
7 -	44.314	120.6	43.672	26.459	100.4	1:54.445	88.77	1.041	15:14:46.907
8 -	44.111	119.4	43.430	26.908	100.9	1:54.449	88.77	1.045	15:16:41.356
9 -	44.081	120.2	43.486	26.566	99.7	1:54.133	89.02	0.729	15:18:35.489
10 -	43.624	120.4	43.337	27.388	98.6	1:54.349	88.85	0.945	15:20:29.838
11 -	43.711	120.4	43.359	26.334	101.3	1:53.404 (1)	89.59		15:22:23.242
12 -	43.763	117.5	43.406	26.456	100.9	1:53.625	89.41	0.221	15:24:16.867

P23 36		Jayson URIBE		Honda - Rock and Sons Racing					
LAP	SECTOR 1		SECTOR 2	SECTOR 3		LAP TIME	MPH	DIFF	TIME OF DAY
1 -		118.5	44.067	26.737	96.6	2:04.035	81.91	10.523	15:03:17.942
2 -	44.223	116.1	43.886	26.578	96.6	1:54.687	88.59	1.175	15:05:12.629
3 -	44.632	115.3	44.008	26.324	97.7	1:54.964	88.37	1.452	15:07:07.593
4 -	44.051	116.7	43.474	26.417	98.1	1:53.942 (2)	89.16	0.430	15:09:01.535
5 -	44.069	115.9	43.543	26.872	97.0	1:54.484	88.74	0.972	15:10:56.019
6 -	44.216	113.9	43.511	26.742	97.3	1:54.469	88.75	0.957	15:12:50.488
7 -	44.361	114.9	43.534	26.960	97.5	1:54.855	88.46	1.343	15:14:45.343
8 -	44.896	115.7	43.778	26.671	98.4	1:55.345	88.08	1.833	15:16:40.688
9 -	43.634	115.3	43.770	26.649	97.9	1:54.053 (3)	89.08	0.541	15:18:34.741
10 -	43.948	115.7	43.662	26.840	96.8	1:54.450	88.77	0.938	15:20:29.191
11 -	44.030	116.1	43.499	26.987	97.3	1:54.516	88.72	1.004	15:22:23.707
12 -	43.751	118.5	43.464	26.297	97.7	1:53.512 (1)	89.50		15:24:17.219

P24 44		Jake BAYFORD		Honda - j4ke.com					
LAP	SECTOR 1		SECTOR 2	SECTOR 3		LAP TIME	MPH	DIFF	TIME OF DAY
1 -		119.4	44.954	26.769	98.6	2:04.922	81.33	11.432	15:03:18.829
2 -	44.979	118.1	43.373	26.613	98.8	1:54.965	88.37	1.475	15:05:13.794
3 -	44.369	118.7	43.296	26.617	99.3	1:54.282	88.90	0.792	15:07:08.076
4 -	44.352	118.1	42.954	26.662	98.6	1:53.968 (3)	89.14	0.478	15:09:02.044
5 -	44.276	117.1	43.049	27.351	99.3	1:54.676	88.59	1.186	15:10:56.720
6 -	44.622	117.7	43.340	26.901	98.1	1:54.863	88.45	1.373	15:12:51.583
7 -	44.424	118.3	43.190	26.642	97.9	1:54.256	88.92	0.766	15:14:45.839
8 -	44.238	117.1	43.311	26.901	98.1	1:54.450	88.77	0.960	15:16:40.289
9 -	44.216	117.9	43.601	26.864	99.3	1:54.681	88.59	1.191	15:18:34.970
10 -	43.840	118.9	43.762	27.714	98.6	1:55.316	88.10	1.826	15:20:30.286
11 -	43.907	117.7	42.821	26.803	98.1	1:53.531 (2)	89.49	0.041	15:22:23.817
12 -	43.878	120.0	42.891	26.721	97.9	1:53.490 (1)	89.52		15:24:17.307

Weather / Track : Sunny / Dry

Assen

Circuit Length = 2.8222 miles

Start: 15:01 Flag 15:22 End: 15:25

MCRCB BULLETIN TK225

2013 MCE British Superbike Championship - Round 10

2013 Monster Energy British Motostar Championship

RACE 8 - SECTOR ANALYSIS

SECTOR 1 = FL to I1, SECTOR 2 = I1 to I2, SECTOR 3 = I2 to FL, DIFF = Difference To Personal Best Lap

P25 65		Josh OWENS		Honda - JPL / George Roberts					
LAP	SECTOR 1	SECTOR 2	SECTOR 3	LAP TIME	MPH	DIFF	TIME OF DAY		
1 -		115.1	44.206	26.716	96.0	2:04.488	81.61	11.095	15:03:18.395
2 -	44.742	113.7	43.208	26.680	98.1	1:54.630	88.63	1.237	15:05:13.025
3 -	44.964	114.5	43.381	26.448	97.3	1:54.793	88.50	1.400	15:07:07.818
4 -	44.205	114.1	43.230	26.479	98.4	1:53.914 (3)	89.19	0.521	15:09:01.732
5 -	44.665	111.8	43.207	26.582	96.6	1:54.454	88.77	1.061	15:10:56.186
6 -	44.416	112.7	43.203	27.275	95.1	1:54.894	88.43	1.501	15:12:51.080
7 -	44.656	112.7	42.634	26.824	96.0	1:54.114	89.03	0.721	15:14:45.194
8 -	44.476	111.2	43.403	26.930	96.2	1:54.809	88.49	1.416	15:16:40.003
9 -	44.528	110.5	43.919	27.000	96.0	1:55.447	88.00	2.054	15:18:35.450
10 -	44.561	116.9	42.997	27.153	96.4	1:54.711	88.57	1.318	15:20:30.161
11 -	44.082	113.7	43.094	26.712	96.8	1:53.888 (2)	89.21	0.495	15:22:24.049
12 -	44.288	113.9	42.828	26.277	98.6	1:53.393 (1)	89.60		15:24:17.442

P26 46		Daniel HERMANSSON		Honda -					
LAP	SECTOR 1	SECTOR 2	SECTOR 3	LAP TIME	MPH	DIFF	TIME OF DAY		
1 -		121.7	44.024	26.823	97.5	2:05.293	81.09	12.014	15:03:19.200
2 -	44.381	117.3	43.234	26.581	98.6	1:54.196 (3)	88.97	0.917	15:05:13.396
3 -	44.869	115.3	43.694	26.535	98.1	1:55.098	88.27	1.819	15:07:08.494
4 -	44.461	114.3	43.085	26.818	97.7	1:54.364	88.84	1.085	15:09:02.858
5 -	44.277	117.9	43.130	26.805	97.9	1:54.212	88.95	0.933	15:10:57.070
6 -	44.441	119.1	43.091	26.956	96.8	1:54.488	88.74	1.209	15:12:51.558
7 -	45.030	118.3	43.405	26.607	97.3	1:55.042	88.31	1.763	15:14:46.600
8 -	44.370	117.5	43.372	26.961	97.9	1:54.703	88.57	1.424	15:16:41.303
9 -	43.641	117.5	44.170	26.669	98.8	1:54.480	88.75	1.201	15:18:35.783
10 -	44.517	118.1	42.871	27.726	94.5	1:55.114	88.26	1.835	15:20:30.897
11 -	44.159	120.2	42.781	26.339	98.6	1:53.279 (1)	89.69		15:22:24.176
12 -	43.992	117.9	42.839	26.794	98.8	1:53.625 (2)	89.41	0.346	15:24:17.801

P27 32		Martin SVENSSON		Honda -					
LAP	SECTOR 1	SECTOR 2	SECTOR 3	LAP TIME	MPH	DIFF	TIME OF DAY		
1 -		118.9	44.628	26.780	97.5	2:06.967	80.02	13.761	15:03:20.874
2 -	45.051	115.5	43.251	26.860	96.6	1:55.162	88.22	1.956	15:05:16.036
3 -	44.581	116.3	42.788	26.542	98.1	1:53.911 (3)	89.19	0.705	15:07:09.947
4 -	44.541	116.1	43.075	26.416	97.9	1:54.032	89.09	0.826	15:09:03.979
5 -	44.613	117.1	42.934	26.956	95.5	1:54.503	88.73	1.297	15:10:58.482
6 -	44.176	117.5	42.821	26.656	96.8	1:53.653 (2)	89.39	0.447	15:12:52.135
7 -	45.400	115.9	43.175	26.468	97.7	1:55.043	88.31	1.837	15:14:47.178
8 -	44.490	117.7	43.300	26.822	99.0	1:54.612	88.64	1.406	15:16:41.790
9 -	44.472	117.7	43.759	26.626	97.3	1:54.857	88.45	1.651	15:18:36.647
10 -	44.558	118.3	42.768	26.884	96.4	1:54.210	88.96	1.004	15:20:30.857
11 -	44.682	118.9	42.586	26.856	98.4	1:54.124	89.02	0.918	15:22:24.981
12 -	43.836	118.5	42.559	26.811	98.4	1:53.206 (1)	89.74		15:24:18.187

P28 13 M3		Sam BURMAN		Honda - WNT / Burman Racing					
LAP	SECTOR 1	SECTOR 2	SECTOR 3	LAP TIME	MPH	DIFF	TIME OF DAY		
1 -		122.2	44.944	27.371	99.0	2:05.670	80.84	11.974	15:03:19.577
2 -	44.478	121.3	43.595	26.748	99.7	1:54.821	88.48	1.125	15:05:14.398
3 -	44.297	121.7	43.727	26.546	100.4	1:54.570	88.68	0.874	15:07:08.968
4 -	44.719	120.2	43.568	26.487	99.7	1:54.774	88.52	1.078	15:09:03.742
5 -	44.146	121.1	43.459	26.737	98.6	1:54.342	88.85	0.646	15:10:58.084
6 -	44.173	119.1	42.864	26.659	99.3	1:53.696 (1)	89.36		15:12:51.780
7 -	44.379	121.3	43.641	26.838	99.5	1:54.858	88.45	1.162	15:14:46.638
8 -	44.511	122.4			100.2	1:54.986	88.36	1.290	15:16:41.624
9 -	44.185	121.7			99.7	1:54.764	88.53	1.068	15:18:36.388
10 -	44.311	121.5	43.114	26.902	97.9	1:54.327 (3)	88.86	0.631	15:20:30.715
11 -	44.007	121.5	42.943	27.094	99.9	1:54.044 (2)	89.08	0.348	15:22:24.759
12 -	44.170	122.9	43.675	26.768	99.7	1:54.613	88.64	0.917	15:24:19.372

Weather / Track : Sunny / Dry

Assen

Circuit Length = 2.8222 miles

Start: 15:01 Flag 15:22 End: 15:25

MCRCB BULLETIN TK225

2013 MCE British Superbike Championship - Round 10

2013 Monster Energy British Motostar Championship

RACE 8 - SECTOR ANALYSIS

SECTOR 1 = FL to I1, SECTOR 2 = I1 to I2, SECTOR 3 = I2 to FL, DIFF = Difference To Personal Best Lap

P29		99 D		Miguel LOURENCO		Honda - Laomn / RTNN			
LAP	SECTOR 1		SECTOR 2	SECTOR 3		LAP TIME	MPH	DIFF	TIME OF DAY
1 -		115.9	44.079	27.203	94.9	2:06.349	80.41	11.973	15:03:20.256
2 -	44.902	111.6	44.075	27.116	93.1	1:56.093	87.51	1.717	15:05:16.349
3 -	45.058	112.7	43.772	26.705	94.7	1:55.535	87.94	1.159	15:07:11.884
4 -	45.853	108.2	43.766	26.630	95.3	1:56.249	87.40	1.873	15:09:08.133
5 -	44.592	110.7	43.519	26.887	94.3	1:54.998 (2)	88.35	0.622	15:11:03.131
6 -	44.449	111.8	44.210	26.817	94.5	1:55.476	87.98	1.100	15:12:58.607
7 -	45.198	108.7	43.774	26.954	94.1	1:55.926	87.64	1.550	15:14:54.533
8 -	44.920	106.5	43.672	26.783	94.9	1:55.375 (3)	88.06	0.999	15:16:49.908
9 -	45.484	109.2	43.387	26.567	94.7	1:55.438	88.01	1.062	15:18:45.346
10 -	44.303	110.7	43.422	26.651	93.9	1:54.376 (1)	88.83		15:20:39.722
11 -	45.034	108.9	44.309	26.620	95.5	1:55.963	87.61	1.587	15:22:35.685
12 -	44.485	112.0	44.281	27.193	95.5	1:55.959	87.61	1.583	15:24:31.644

P30		77		Jason VERNON		Honda - SGR Racing			
LAP	SECTOR 1		SECTOR 2	SECTOR 3		LAP TIME	MPH	DIFF	TIME OF DAY
1 -		112.7	44.957	27.200	94.9	2:07.285	79.82	12.397	15:03:21.192
2 -	44.859	110.7	43.550	26.914	94.5	1:55.323	88.10	0.435	15:05:16.515
3 -	44.872	110.1	43.532	27.006	91.9	1:55.410	88.03	0.522	15:07:11.925
4 -	45.071	108.7	43.781	27.111	92.9	1:55.963	87.61	1.075	15:09:07.888
5 -	44.506	108.7	43.396	27.102	93.7	1:55.004 (2)	88.34	0.116	15:11:02.892
6 -	44.602	108.2	44.373	27.016	94.5	1:55.991	87.59	1.103	15:12:58.883
7 -	44.896	108.9	43.893	27.083	94.3	1:55.872	87.68	0.984	15:14:54.755
8 -	44.685	108.7	43.394	27.032	93.5	1:55.111 (3)	88.26	0.223	15:16:49.866
9 -	44.324	109.8	43.628	26.936	93.1	1:54.888 (1)	88.43		15:18:44.754
10 -	44.567	109.4	43.539	27.088	94.3	1:55.194	88.20	0.306	15:20:39.948
11 -	44.825	108.4	43.820	26.921	93.3	1:55.566	87.91	0.678	15:22:35.514
12 -	44.608	109.1	44.406	27.217	95.3	1:56.231	87.41	1.343	15:24:31.745

P31		164		Dylan BARNARD		Honda - Cresswell Racing			
LAP	SECTOR 1		SECTOR 2	SECTOR 3		LAP TIME	MPH	DIFF	TIME OF DAY
1 -		119.4	44.940	27.615	95.3	2:06.784	80.13	10.162	15:03:20.691
2 -	45.923	115.7	44.222	27.318	95.7	1:57.463	86.49	0.841	15:05:18.154
3 -	45.381	113.1	44.199	27.321	94.5	1:56.901 (3)	86.91	0.279	15:07:15.055
4 -	45.200	111.8	44.940	27.447	94.7	1:57.587	86.40	0.965	15:09:12.642
5 -	45.409	110.3	44.582	27.491	94.7	1:57.482	86.48	0.860	15:11:10.124
6 -	45.576	110.5	44.740	27.577	92.9	1:57.893	86.18	1.271	15:13:08.017
7 -	45.663	111.4	44.566	27.698	93.5	1:57.927	86.15	1.305	15:15:05.944
8 -	45.351	110.9	44.385	27.384	94.1	1:57.120	86.75	0.498	15:17:03.064
9 -	45.660	110.7	44.528	27.473	94.5	1:57.661	86.35	1.039	15:19:00.725
10 -	44.972	110.9	44.326	27.324	93.7	1:56.622 (1)	87.12		15:20:57.347
11 -	45.276	110.7	43.843	27.574	91.9	1:56.693 (2)	87.06	0.071	15:22:54.040

P32		258 D		Matthijs VAN DE WALL		Honda -			
LAP	SECTOR 1		SECTOR 2	SECTOR 3		LAP TIME	MPH	DIFF	TIME OF DAY
1 -		115.5	46.592	27.626	94.9	2:09.131	78.68	11.693	15:03:23.038
2 -	46.466	109.1	45.198	27.377	94.1	1:59.041	85.35	1.603	15:05:22.079
3 -	46.039	109.4	44.912	27.442	93.7	1:58.393	85.81	0.955	15:07:20.472
4 -	45.844	108.7	45.006	27.508	93.5	1:58.358	85.84	0.920	15:09:18.830
5 -	45.674	107.8	45.142	27.557	92.9	1:58.373	85.83	0.935	15:11:17.203
6 -	45.753	108.2	44.770	27.152	93.7	1:57.675 (2)	86.34	0.237	15:13:14.878
7 -	46.082	109.1	44.925	27.276	93.7	1:58.283	85.89	0.845	15:15:13.161
8 -	45.917	107.7	44.968	27.328	93.3	1:58.213	85.94	0.775	15:17:11.374
9 -	46.012	108.5	44.504	27.430	93.7	1:57.946	86.14	0.508	15:19:09.320
10 -	45.463	109.4	45.307	27.056	94.3	1:57.826 (3)	86.23	0.388	15:21:07.146
11 -	45.368	109.6	44.770	27.300	93.7	1:57.438 (1)	86.51		15:23:04.584

Weather / Track : Sunny / Dry

Assen

Circuit Length = 2.8222 miles

Start: 15:01 Flag 15:22 End: 15:25

MCRCB BULLETIN TK225

2013 MCE British Superbike Championship - Round 10

2013 Monster Energy British Motostar Championship

RACE 8 - SECTOR ANALYSIS

SECTOR 1 = FL to I1, SECTOR 2 = I1 to I2, SECTOR 3 = I2 to FL, DIFF = Difference To Personal Best Lap

P33 17 Tom CARNE		Honda - TC Racing / SP125 racing								
LAP	SECTOR 1		SECTOR 2		SECTOR 3		LAP TIME	MPH	DIFF	TIME OF DAY
1 -		125.2	42.891	25.825	99.5	1:57.908	86.17	8.497	15:03:11.815	
2 -	43.392	122.0	41.617	25.696	100.4	1:50.705	91.77	1.294	15:05:02.520	
3 -	42.645	122.4	41.433	25.366	101.1	1:49.444 (2)	92.83	0.033	15:06:51.964	
4 -	42.674	121.7	41.398	25.339	100.2	1:49.411 (1)	92.86		15:08:41.375	
5 -	42.661	124.0	42.429	25.462	101.3	1:50.552	91.90	1.141	15:10:31.927	
6 -	42.716	118.1	41.900	25.826	100.4	1:50.442	91.99	1.031	15:12:22.369	
7 -	42.459	123.3	41.958	25.824	101.8	1:50.241 (3)	92.16	0.830	15:14:12.610	
8 -	42.625	123.8	41.756	25.952	100.6	1:50.333	92.08	0.922	15:16:02.943	
9 -	42.962	124.5	42.504	25.408	101.6	1:50.874	91.63	1.463	15:17:53.817	

P34 34 M3 Jordan WEAVING		KTM - Jordan Racing / Burkert								
LAP	SECTOR 1		SECTOR 2		SECTOR 3		LAP TIME	MPH	DIFF	TIME OF DAY
1 -		125.2	41.655	25.141	102.3	1:54.918	88.41	7.818	15:03:08.825	
2 -	41.905	123.1	40.577	25.190	103.3	1:47.672	94.36	0.572	15:04:56.497	
3 -	41.700	125.9	40.527	24.953	103.5	1:47.180 (3)	94.79	0.080	15:06:43.677	
4 -	41.443	124.2	40.743	25.009	103.0	1:47.195	94.78	0.095	15:08:30.872	
5 -	41.618	124.0	40.437	25.045	102.1	1:47.100 (1)	94.86		15:10:17.972	
6 -	42.416	125.4	40.469	24.975	102.1	1:47.860	94.19	0.760	15:12:05.832	
7 -	41.587	122.6	40.561	24.959	103.3	1:47.107 (2)	94.85	0.007	15:13:52.939	
8 -	41.666	121.7	40.288	25.599	98.1	1:47.553	94.46	0.453	15:15:40.492	

P35 35 Elliot LODGE		Honda - SP125 / SpikeRacing								
LAP	SECTOR 1		SECTOR 2		SECTOR 3		LAP TIME	MPH	DIFF	TIME OF DAY
1 -		119.1	43.296	25.999	99.0	2:00.333	84.43	7.836	15:03:14.240	
2 -	43.853	117.5	42.683	26.020	99.7	1:52.556 (2)	90.26	0.059	15:05:06.796	
3 -	43.559	118.1	42.663	26.275	97.3	1:52.497 (1)	90.31		15:06:59.293	
4 -	43.690	115.7	42.621	26.397	98.4	1:52.708 (3)	90.14	0.211	15:08:52.001	
5 -	43.945	115.1	42.600	26.163	97.9	1:52.708 (3)	90.14	0.211	15:10:44.709	
6 -	43.663	116.9	42.873	26.244	97.5	1:52.780	90.08	0.283	15:12:37.489	

P36 61 D Ernst DUBBINK		Ten Kate Honda -								
LAP	SECTOR 1		SECTOR 2		SECTOR 3		LAP TIME	MPH	DIFF	TIME OF DAY
1 -		124.0	41.910	24.723	102.5	1:53.677	89.37	6.662	15:03:07.584	
2 -	41.928	125.2	40.713	24.714	104.0	1:47.355 (2)	94.64	0.340	15:04:54.939	
3 -	41.615	126.1	40.622	24.778	102.1	1:47.015 (1)	94.94		15:06:41.954	
4 -	41.662	123.1	40.867	24.876	102.8	1:47.405 (3)	94.59	0.390	15:08:29.359	

MCRCB BULLETIN TK226**2013 MCE British Superbike Championship - Round 10****2013 Monster Energy British Motostar Championship****RACE 8 - BEST SPEEDS**

POS	SECTOR 1			SECTOR 2			FINISH LINE		
	NO	NAME	MPH	NO	NAME	MPH	NO	NAME	MPH
1	21	Jerry VAN DE BUNT	128.0				66	Joe IRVING	107.1
2	66	Joe IRVING	128.0				21	Jerry VAN DE BUNT	104.5
3	71	Thomas VAN LEEUWEN	126.3				95	Tarran MACKENZIE	104.3
4	40	Joe FRANCIS	126.1				61	Ernst DUBBINK	104.0
5	61	Ernst DUBBINK	126.1				71	Thomas VAN LEEUWEN	103.8
6	34	Jordan WEAVING	125.9				34	Jordan WEAVING	103.5
7	3	Taz TAYLOR	125.6				64	Bo BENDSNEIJDER	103.3
8	64	Bo BENDSNEIJDER	125.4				3	Taz TAYLOR	103.0
9	17	Tom CARNE	125.2				24	Daniel COSTILLA	102.3
10	142	Brian SLOOTEN	124.5				74	Alex PERSSON	102.3
11	95	Tarran MACKENZIE	124.2				17	Tom CARNE	101.8
12	26	Jorel BOERBOOM	123.5				22	Stephanie WADDELOW	101.8
13	13	Sam BURMAN	122.9				40	Joe FRANCIS	101.8
14	42	James HOBSON	122.4				81	Hans PEDERSEN	101.6
15	88	Lewis ROLLO	122.0				10	Peter SUTHERLAND	101.3
16	10	Peter SUTHERLAND	121.7				42	James HOBSON	101.3
17	12	Edward RENDELL	121.7				26	Jorel BOERBOOM	101.1
18	46	Daniel HERMANSSON	121.7				43	Arnie SHELTON	100.9
19	81	Hans PEDERSEN	121.7				122	Ricardo BRINK	100.9
20	24	Daniel COSTILLA	121.1				142	Brian SLOOTEN	100.9
21	43	Arnie SHELTON	120.9				12	Edward RENDELL	100.4
22	74	Alex PERSSON	120.9				13	Sam BURMAN	100.4
23	122	Ricardo BRINK	120.9				35	Elliot LODGE	99.7
24	44	Jake BAYFORD	120.0				44	Jake BAYFORD	99.3
25	11	Joseph THOMAS	119.8				32	Martin SVENSSON	99.0
26	22	Stephanie WADDELOW	119.4				88	Lewis ROLLO	99.0
27	164	Dylan BARNARD	119.4				25	Mike BROUWERS	98.8
28	35	Elliot LODGE	119.1				46	Daniel HERMANSSON	98.8
29	25	Mike BROUWERS	118.9				65	Josh OWENS	98.6
30	32	Martin SVENSSON	118.9				11	Joseph THOMAS	98.4
31	41	Milo WARD	118.9				36	Jayson URIBE	98.4
32	36	Jayson URIBE	118.5				41	Milo WARD	97.9
33	65	Josh OWENS	116.9				164	Dylan BARNARD	95.7
34	99	Miguel LOURENCO	115.9				99	Miguel LOURENCO	95.5
35	258	Matthijs VAN DE WALL	115.5				77	Jason VERNON	95.3
36	77	Jason VERNON	112.7				258	Matthijs VAN DE WALL	94.9
37									

Weather / Track : Sunny / Dry

Assen

Circuit Length = 2.8222 miles

Start: 15:01 Flag 15:22 End: 15:25

Results can be found at www.tsl-timing.com

Printed - 15:39 Sunday, 22 September 2013

MCRCB BULLETIN TK227

2013 MCE British Superbike Championship - Round 10

2013 Monster Energy British Motostar Championship

RACE 8 - BEST SECTORS

SECTOR 1			SECTOR 2			SECTOR 3			IDEAL / BEST COMPARISON						
POS	NO	NAME	TIME	NO	NAME	TIME	NO	NAME	TIME	POS	NO	NAME	IDEAL	BEST	DIFF
1	66	IRVING	41.240	34	WEAVING	40.288	66	IRVING	24.407				PERFECT LAP	1:45.935	
2	21	VAN DE BUNT	41.258	71	VAN LEEUWEN	40.422	64	BENDSNEIJDER	24.523	1	66	IRVING	1:46.115	1:46.401	0.286
3	64	BENDSNEIJDER	41.329	64	BENDSNEIJDER	40.427	21	VAN DE BUNT	24.607	2	64	BENDSNEIJDER	1:46.279	1:46.490	0.211
4	34	WEAVING	41.443	66	IRVING	40.468	71	VAN LEEUWEN	24.637	3	21	VAN DE BUNT	1:46.481	1:46.821	0.340
5	71	VAN LEEUWEN	41.454	21	VAN DE BUNT	40.616	61	DUBBINK	24.714	4	71	VAN LEEUWEN	1:46.513	1:46.628	0.115
6	40	FRANCIS	41.581	61	DUBBINK	40.622	40	FRANCIS	24.877	5	34	WEAVING	1:46.684	1:47.100	0.416
7	61	DUBBINK	41.615	40	FRANCIS	40.646	34	WEAVING	24.953	6	61	DUBBINK	1:46.951	1:47.015	0.064
8	95	MACKENZIE	41.654	95	MACKENZIE	40.921	95	MACKENZIE	25.037	7	40	FRANCIS	1:47.104	1:47.341	0.237
9	142	SLOOTEN	42.277	43	SHELTON	41.355	142	SLOOTEN	25.175	8	95	MACKENZIE	1:47.612	1:48.107	0.495
10	12	RENDELL	42.431	25	BROUWERS	41.387	26	BOERBOOM	25.329	9	142	SLOOTEN	1:49.010	1:49.312	0.302
11	17	CARNE	42.459	17	CARNE	41.398	17	CARNE	25.339	10	17	CARNE	1:49.196	1:49.411	0.215
12	3	TAYLOR	42.465	26	BOERBOOM	41.434	12	RENDELL	25.418	11	26	BOERBOOM	1:49.331	1:49.379	0.048
13	26	BOERBOOM	42.568	12	RENDELL	41.521	88	ROLLO	25.428	12	12	RENDELL	1:49.370	1:49.946	0.576
14	74	PERSSON	42.598	142	SLOOTEN	41.558	10	SUTHERLAND	25.446	13	74	PERSSON	1:49.657	1:50.074	0.417
15	122	BRINK	42.750	74	PERSSON	41.607	74	PERSSON	25.452	14	43	SHELTON	1:49.743	1:49.989	0.246
16	43	SHELTON	42.823	10	SUTHERLAND	41.627	122	BRINK	25.532	15	25	BROUWERS	1:49.789	1:50.223	0.434
17	88	ROLLO	42.826	122	BRINK	41.658	25	BROUWERS	25.555	16	3	TAYLOR	1:49.857	1:50.303	0.446
18	25	BROUWERS	42.847	88	ROLLO	41.687	43	SHELTON	25.565	17	122	BRINK	1:49.940	1:50.068	0.128
19	10	SUTHERLAND	42.969	3	TAYLOR	41.814	3	TAYLOR	25.578	18	88	ROLLO	1:49.941	1:50.258	0.317
20	24	COSTILLA	43.406	24	COSTILLA	42.290	24	COSTILLA	25.945	19	10	SUTHERLAND	1:50.042	1:50.328	0.286
21	35	LODGE	43.559	32	SVENSSON	42.559	35	LODGE	25.999	20	24	COSTILLA	1:51.641	1:52.252	0.611
22	41	WARD	43.604	35	LODGE	42.600	22	WADDELOW	26.125	21	35	LODGE	1:52.158	1:52.497	0.339
23	42	HOBSON	43.624	65	OWENS	42.634	81	PEDERSEN	26.191	22	41	WARD	1:52.629	1:53.025	0.396
24	36	URIBE	43.634	46	HERMANSSON	42.781	11	THOMAS	26.209	23	46	HERMANSSON	1:52.761	1:53.279	0.518
25	46	HERMANSSON	43.641	41	WARD	42.812	41	WARD	26.213	24	32	SVENSSON	1:52.811	1:53.206	0.395
26	11	THOMAS	43.642	44	BAYFORD	42.821	65	OWENS	26.277	25	11	THOMAS	1:52.878	1:53.332	0.454
27	22	WADDELOW	43.772	13	BURMAN	42.864	36	URIBE	26.297	26	22	WADDELOW	1:52.964	1:53.424	0.460
28	32	SVENSSON	43.836	81	PEDERSEN	42.906	42	HOBSON	26.334	27	42	HOBSON	1:52.976	1:53.404	0.428
29	44	BAYFORD	43.840	42	HOBSON	43.018	46	HERMANSSON	26.339	28	81	PEDERSEN	1:52.982	1:53.484	0.502
30	81	PEDERSEN	43.885	11	THOMAS	43.027	32	SVENSSON	26.416	29	65	OWENS	1:52.993	1:53.393	0.400
31	13	BURMAN	44.007	22	WADDELOW	43.067	13	BURMAN	26.487	30	44	BAYFORD	1:53.274	1:53.490	0.216
32	65	OWENS	44.082	99	LOURENCO	43.387	99	LOURENCO	26.567	31	13	BURMAN	1:53.358	1:53.696	0.338
33	99	LOURENCO	44.303	77	VERNON	43.394	44	BAYFORD	26.613	32	36	URIBE	1:53.395	1:53.512	0.117
34	77	VERNON	44.324	36	URIBE	43.464	77	VERNON	26.914	33	99	LOURENCO	1:54.257	1:54.376	0.119
35	164	BARNARD	44.972	164	BARNARD	43.843	258	VAN DE WALL	27.056	34	77	VERNON	1:54.632	1:54.888	0.256
36	258	VAN DE WALL	45.368	258	VAN DE WALL	44.504	164	BARNARD	27.318	35	164	BARNARD	1:56.133	1:56.622	0.489
37										36	258	VAN DE WALL	1:56.928	1:57.438	0.510

Weather / Track : Sunny / Dry

Assen

Circuit Length = 2.8222 miles

Start: 15:01 Flag 15:22 End: 15:25

Results can be found at www.tsl-timing.com

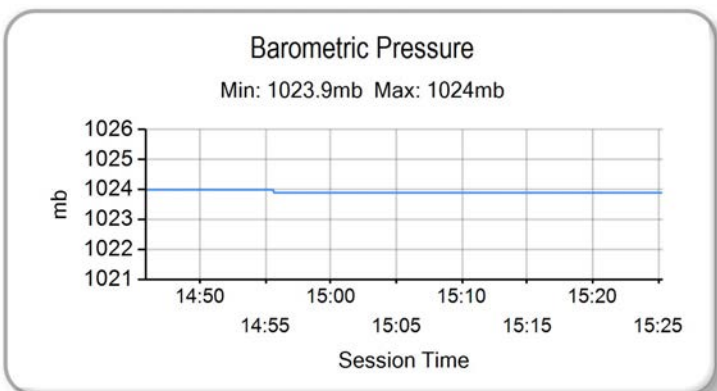
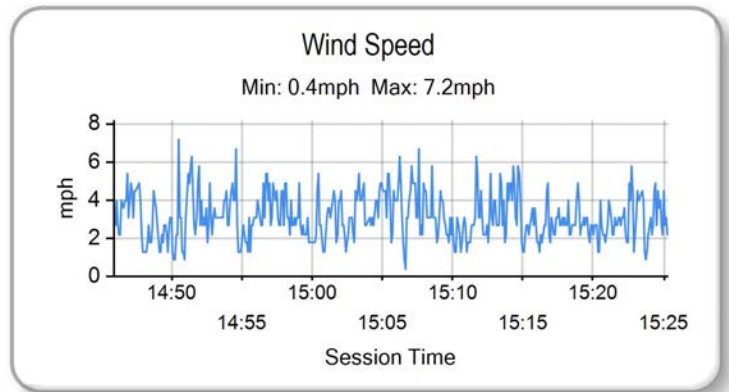
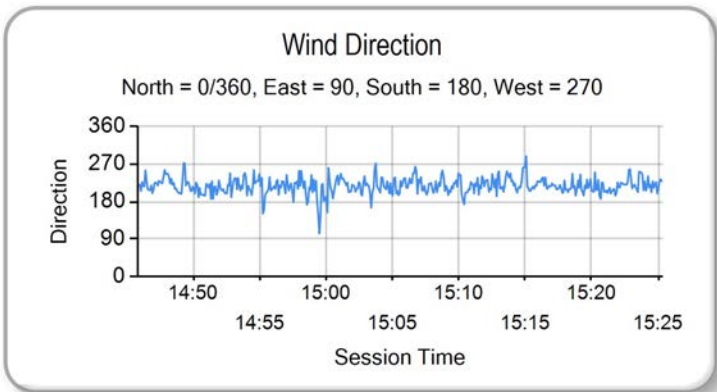
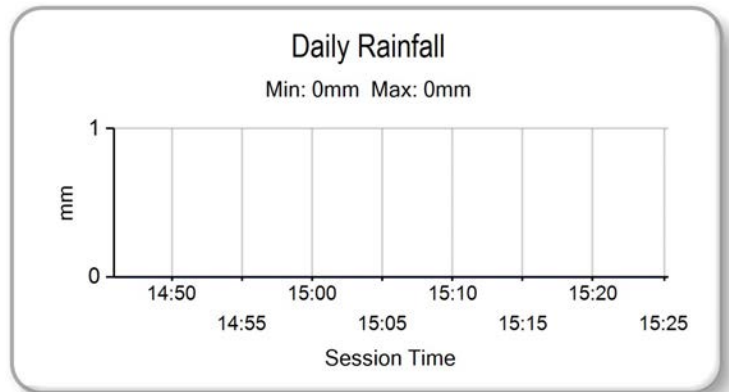
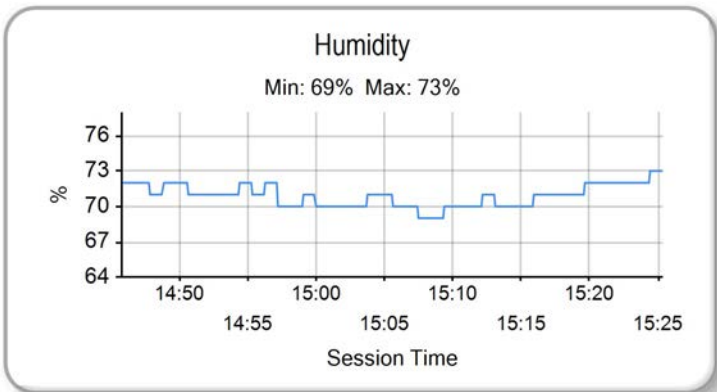
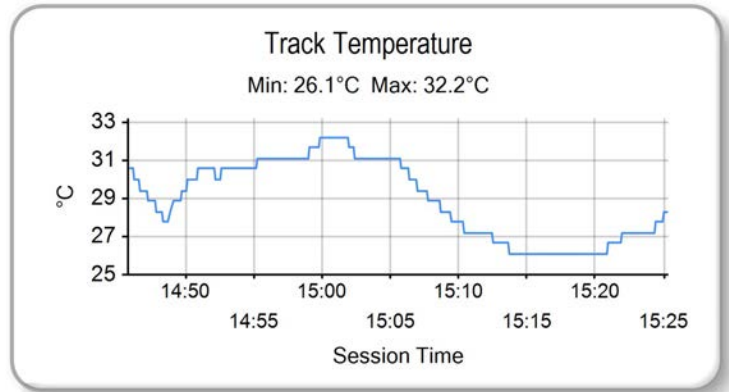
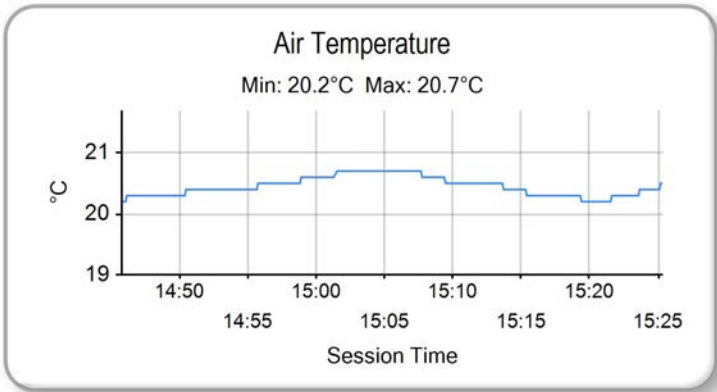
Printed - 15:39 Sunday, 22 September 2013

MCRCB BULLETIN TK228

2013 MCE British Superbike Championship - Round 10

2013 Monster Energy British Motostar Championship

RACE 8 - WEATHER CONDITIONS



Weather / Track : Sunny / Dry

Results can be found at www.tsl-timing.com

Assen
Circuit Length = 2.8222 miles
Start: 15:01 Flag 15:22 End: 15:25

Printed - 15:40 Sunday, 22 September 2013

MCRCB BULLETIN TK229**2013 Monster Energy British Motostar Championship****MOTO 3 POINTS AFTER ROUND 10**

	TOTAL	GAP	DIFF	7th April Brands Hatch - Indy	14th April Thruxton	6th May Oulton Park	16th June Knockhill	7th July Snetterton	21st July Brands Hatch - GP	11th August Oulton Park	26th August Cadwell Park	8th September Donington Park	22nd September Assen	6th October Silverstone	20th October Brands Hatch - GP
Joe FRANCIS	203			20	20	25	16	25	16	20	25	16	20		
Tarran MACKENZIE	167	36		25	25	20		16	20	25		20	16		
Joe IRVING	155	48	12	16		16	20	20	25	13	20		25		
James HOBSON	103	100	52		16	13		13	10	11	16	13	11		
Sam BURMAN	86	117	17	11	13			11	11	10	10	10	10		
Jordan WEAVING	66	137	20				25			16		25			
Chris TAYLOR	51	152	15					10	9	8	13	11			
Tom BOOTH-AMOS	29	174	22							9	11	9			
Olly SIMPSON	26	177	3	13					13						
Alex PEARSSON	13	190	13										13		
Justin WARING	11	192	2		11										

MCRCB BULLETIN TK230

2013 Monster Energy British Motostar Championship

125GP POINTS AFTER ROUND 10

	TOTAL	GAP	DIFF	7th April Brands Hatch - Indy	14th April Thruxton	6th May Oulton Park	16th June Knockhill	7th July Snetterton	21st July Brands Hatch - GP	11th August Oulton Park	26th August Cadwell Park	8th September Donington Park	22nd September Assen	6th October Silverstone	20th October Brands Hatch - GP
Tom CARNE	172			25	20	25	25		16	20	16	25			
Peter SUTHERLAND	129	43			25	16	11	11	13	13	13	11	16		
Edward RENDELL	123	49	6	16		10	16	20		16	20		25		
Arnie SHELTON	120	52	3	13	13	20	20		20	11		10	13		
Callum BEY	103	69	17	10	8	11	13	13	11	10	11	16			
Stephanie WADDELOW	76	96	27		9	8	8	16	10	9	8		8		
Taz TAYLOR	73	99	3	6	4	3		10	9		10	20	11		
Elliott LODGE	66	106	7		10	9	9		8	8	9	13			
Bradley RAY	53	119	13					25	25	3					
Andy REID	50	122	3							25	25				
Jayson URIBE	50	122	0	3	2	6	6	6	5	6	4	7	5		
Milo WARD	40	132	10	7	6		3	8	2		5		9		
Lewis ROLLO	39	133	1			7	10			2			20		
Jake BAYFORD	38	134	1		7		5		6	7		9	4		
Jordan WEAVING	36	136	2	20	16										
Daniel COSTILLA	34	138	2	5	1				7	5	6		10		
Asher DURHAM	30	142	4	4	3	5	1	7	1	1		8			
Catherine GREEN	22	150	8	11	11										
Paul JORDAN	22	150	0	9		13									
Bradley HUGHES	20	152	2			4	7	9							
Ricky TARREN	14	158	6		5	1	2		3			3			
Jon VINCENT	13	159	1							4	7	2			
Josh OWENS	12	160	1					4				5	3		
Joseph THOMAS	11	161	1						4				7		
Jason VERNON	10	162	1					3			3	4			
Adam McLEAN	8	164	2	8											
Paul DOBB	6	166	2					5				1			
Greg GREENWOOD	6	166	0									6			
Hans PEDERSEN	6	166	0										6		
Jason DOUGLAS	4	168	2				4								
Steve LAWTON	2	170	2			2									
David WALES	2	170	0					2							
Daniel HERMANSSON	2	170	0										2		
Martin SVENSSON	1	171	1										1		