



MOTOSTAR

Round 8
Donington Park GP

5th – 7th September 2014



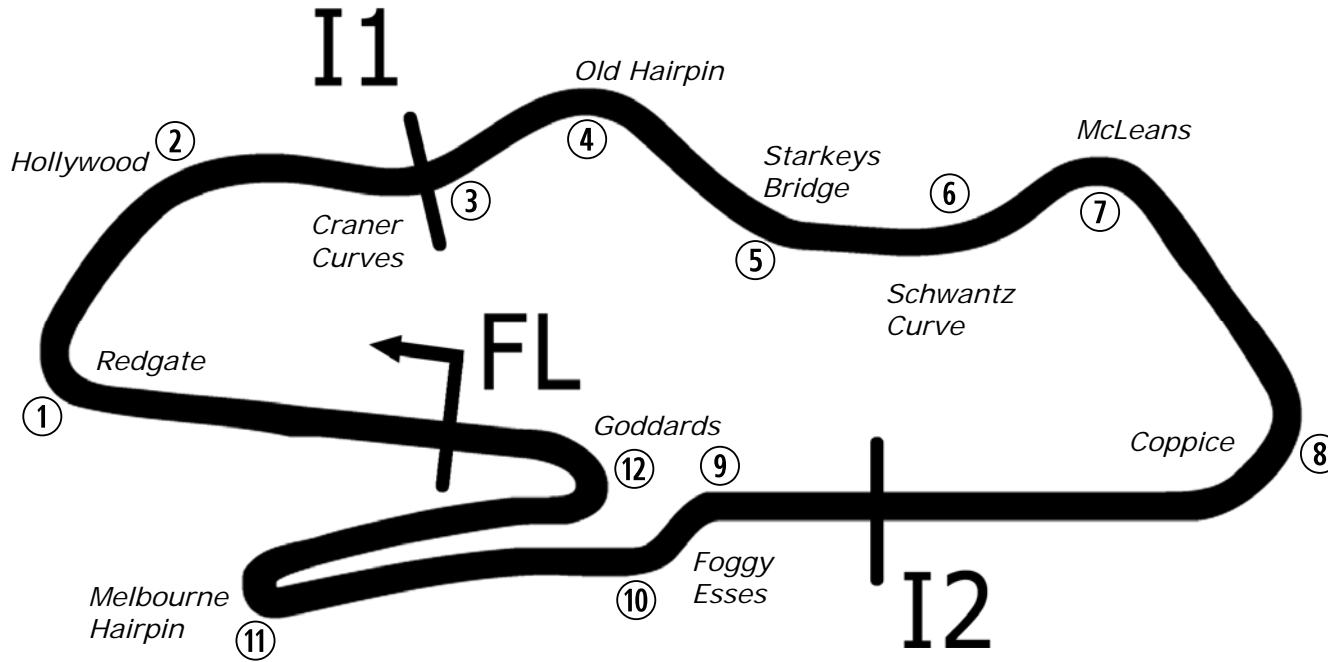
Results Provided by Timing Solutions Ltd
www.tsl-timing.com

Donington Park GP

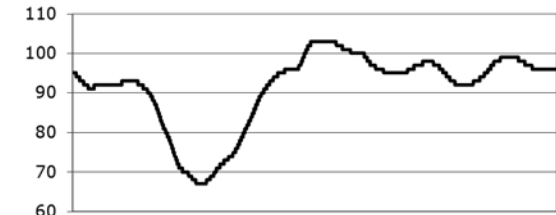


SPORTS TIMING

TIMING SOLUTIONS LTD



Circuit Altitude (m)



Length	2.4873 miles	4003.0 m		
FL		52.82971 N	1.37867 W	
I1	941m	52.83226 N	1.37893 W	
I2	2641m	52.82866 N	1.37129 W	
Pit Entry	3966m	52.82951 N	1.37832 W	
Pit Exit	229m after FL	52.82996 N	1.38205 W	
Pit Entry–Pit Exit 287m, 17.2s @60kph, 12.9s @80kph				

Lap Records		Best Sector Information					
		Sector 1	S1 Trap (mph)	Sector 2	S2 Trap (mph)	Sector 3	F/L Trap (mph)
Superbike	1:29.677	18.984	131.1	35.832	166.5	33.804	123.7
Supersport	1:31.905	19.614	129.6	36.440	153.5	35.112	114.4
Superstock 1000	1:32.034	19.507	127.3	36.841	160.5	35.082	120.3
Superstock 600	1:34.523	20.193	124.7	37.716	148.5	36.192	111.8
Motostar	1:39.013	21.290	124.5	39.398	126.8	38.005	95.5
F1 Sidecar	1:35.129	20.370	127.6	37.399	140.1	36.646	104.4
Triumph TC	1:35.055	20.507	124.5	38.306	145.5	36.559	110.5
Ducati Cup	1:35.765	N/A	N/A	N/A	N/A	N/A	N/A



POS	NO	CL	PIC NAME	ENTRY	TIME	ON	LAPS	GAP	DIFF	MPH
1	66	M3	1 Joe IRVING	KTM - Redline KTM	1:38.930	13	16			90.51
2	34	M3	2 Jordan WEAVING	KTM - Jordan Racing / Burkert	1:39.566	17	17	0.636	0.636	89.93
3	45	M3	3 Olly SIMPSON	KTM - Olly Simpson Racing	1:40.379	14	14	1.449	0.813	89.20
4	28		1 Bradley RAY	EE125 - FAB-Racing	1:40.867	14	15	1.937	0.488	88.77
5	6		2 Taz TAYLOR	Luyten Honda - FPW Racing / Hookless Holidays	1:42.314	14	15	3.384	1.447	87.51
6	12		3 Edward RENDELL	Honda - Banks Racing	1:42.314	14	14	3.384	0.000	87.51
7	86	M3	4 Charlie NESBITT	Repli-Cast - Repli-Cast UK	1:42.678	17	17	3.748	0.364	87.20
8	64	M3	5 Asher DURHAM	Honda - Cresswell Racing	1:43.050	15	15	4.120	0.372	86.89
9	36	M3	6 Jayson URIBE	Honda - FPW Racing / RSR	1:43.340	10	11	4.410	0.290	86.65
10	142	M3	7 Brian SLOOTEN	Honda - Bakker Frames Holland	1:44.022	10	16	5.092	0.682	86.08
11	25	M3	8 Mike BROUWERS	Honda - Joma / Brouwers Racing Team	1:44.209	7	15	5.279	0.187	85.92
12	127		4 Georgina POLDEN	Honda - RS Racing	1:44.520	14	15	5.590	0.311	85.67
13	43		5 Arnie SHELTON	Honda - e3 Motorsport with Shelton Racing	1:44.607	12	12	5.677	0.087	85.60
14	42	M3	9 James HOBSON	KTM - Two 4 Motorsport with RS Racing	1:44.960	13	13	6.030	0.353	85.31
15	13	M3	10 Sam BURMAN	Honda - WNT / Burman Racing	1:46.102	13	14	7.172	1.142	84.39
16	74	M3	11 Joe THOMPSON	Repli-Cast - Repli-Cast UK	1:46.321	17	17	7.391	0.219	84.22
17	27	M3	12 Cat GREEN	Honda - Redline Racing	1:46.839	14	15	7.909	0.518	83.81
18	47		6 Jake ARCHER	Honda - Jake Archer Racing	1:46.894	17	17	7.964	0.055	83.76
19	65		7 Josh OWENS	Honda - RCD Motorsport	1:47.091	11	13	8.161	0.197	83.61
20	35		8 Elliot LODGE	Honda - SP125 / Spike Racing	1:47.198	6	6	8.268	0.107	83.53
21	19		9 Kai JOHNSON	Aprilia - Kinpac Racing	1:47.534	14	17	8.604	0.336	83.27
22	90		10 Greg GREENWOOD	Luyten Honda - FPW Racing	1:47.658	15	15	8.728	0.124	83.17
23	79	M3	13 Chris TAYLOR	Honda - Elevator Saddles & Bridles	1:48.062	13	14	9.132	0.404	82.86
24	54		11 Bryn OWEN	Honda - Bryn Taff Racing	1:48.542	14	16	9.612	0.480	82.49

QUALIFYING LAPTIME (110.0% of 1:38.930) = 1:48.823

25	4		12 Louis VALLELEY	KTM - Century 21 / Cresswell Racing	1:49.322	10	15	10.392	0.780	81.90
26	7		13 Jamie ASHBY	Honda - JPA Racing / SP125	1:49.342	14	16	10.412	0.020	81.89
27	44		14 Jake BAYFORD	Honda - SGR Racing	1:51.202	12	14	12.272	1.860	80.52
28	84		15 Daniel HERMANSSON	TSR Luyten - FPW Racing	1:53.106	5	5	14.176	1.904	79.16
29	100		16 Stephen CAMPBELL	Honda - Campbell Racing	1:57.811	11	11	18.881	4.705	76.00

Weather / Track : Cloudy / Dry

These results are provisional until the conclusion of any judicial and technical matters.

Donington Park GP

Circuit Length = 2.4873 miles

Start: 09:00 Flag 09:30 End: 09:32

Race Director :	Stewards :	Timekeeper :
-----------------	------------	--------------

Results can be found at www.britishsuperbike.com

Printed - 09:32 Friday, 05 September 2014



MCRCB BULLETIN TK002

2014 MCE British Superbike Championship - Round 9

2014 Motul British Motostar Championship

FREE PRACTICE 1 - SECTOR ANALYSIS

SECTOR 1 = FL to I1, SECTOR 2 = I1 to I2, SECTOR 3 = I2 to FL, DIFF = Difference To Personal Best Lap

P1 66 M3 Joe IRVING		KTM - Redline KTM									
IDEAL LAP TIME : 1:38.752		BEST LAP TIME : 1:38.930					DIFFERENCE : 0.178				
LAP	SECTOR 1	SECTOR 2		SECTOR 3		LAP TIME	MPH	DIFF	TIME OF DAY		
1 -	OUTLAP	96.5	43.529	123.5	40.876	90.1				09:01:49.671	
2 -	23.425	107.8	41.499	122.9	40.067	92.5	1:44.991	85.28	6.061	09:03:34.662	
3 -	22.097	116.3	40.975	124.0	39.210	92.5	1:42.282	87.54	3.352	09:05:16.944	
4 -	21.802	116.7	40.547	124.0	38.890	92.7	1:41.239	88.44	2.309	09:06:58.183	
5 -	21.702	120.4	40.687	123.5	IN PIT		1:41.661	P 88.08	2.731	09:08:39.844	
6 -	OUTLAP	106.1	42.297	123.3	39.149	92.3	3:56.387	37.88	2:17.457	09:12:36.231	
7 -	22.067	115.3	40.392	124.2	39.019	92.9	1:41.478	88.24	2.548	09:14:17.709	
8 -	21.963	119.6	39.976	124.7	38.730	93.1	1:40.669	88.94	1.739	09:15:58.378	
9 -	21.609	117.3	39.835	123.8	38.474	92.4	1:39.918	(3) 89.61	0.988	09:17:38.296	
10 -	21.587	118.5	39.865	124.5	IN PIT		1:38.382	P 91.01		09:19:16.678	
11 -	OUTLAP	99.5	40.594	124.7	39.281	93.2	3:45.479	39.71	2:06.549	09:23:02.157	
12 -	21.908	105.3	40.239	124.5	38.463	93.1	1:40.610	89.00	1.680	09:24:42.767	
13 -	21.425	120.6	39.379	124.5	38.126	93.3	1:38.930 (1)	90.51		09:26:21.697	
14 -	22.769	105.5	43.884	96.0	42.741	94.4	1:49.394	81.85	10.464	09:28:11.091	
15 -	22.336	100.6	40.293	125.6	38.766	94.2	1:41.395	88.31	2.465	09:29:52.486	
16 -	21.334	120.0	39.292	125.6	38.650	93.1	1:39.276	(2) 90.19	0.346	09:31:31.762	

P2 34 M3 Jordan WEAVING		KTM - Jordan Racing / Burkert									
IDEAL LAP TIME : 1:39.387		BEST LAP TIME : 1:39.566					DIFFERENCE : 0.179				
LAP	SECTOR 1	SECTOR 2		SECTOR 3		LAP TIME	MPH	DIFF	TIME OF DAY		
1 -	OUTLAP	89.4	45.758	113.1	42.561	86.6				09:02:20.660	
2 -	23.841	93.9	43.141	121.7	41.896	86.5	1:48.878	82.24	9.312	09:04:09.538	
3 -	23.593	101.0	41.763	121.1	40.108	89.8	1:45.464	84.90	5.898	09:05:55.002	
4 -	22.460	113.1	42.207	121.1	40.881	90.2	1:45.548	84.83	5.982	09:07:40.550	
5 -	22.123	118.3	40.750	122.0	39.105	91.2	1:41.978	87.80	2.412	09:09:22.528	
6 -	21.957	120.6	40.542	121.7	39.422	89.2	1:41.921	87.85	2.355	09:11:04.449	
7 -	21.760	121.5	40.131	124.0	42.667	90.4	1:44.558	85.64	4.992	09:12:49.007	
8 -	21.849	117.3	40.274	122.4	38.630	91.3	1:40.753	88.87	1.187	09:14:29.760	
9 -	21.763	118.3	40.534	121.7	39.138	90.4	1:41.435	88.27	1.869	09:16:11.195	
10 -	22.581	110.5	42.154	113.7	IN PIT		1:44.376	P 85.79	4.810	09:17:55.571	
11 -	OUTLAP	106.6	43.081	115.5	40.520	90.7	3:31.518	42.33	1:51.952	09:21:27.089	
12 -	21.809	119.6	40.040	123.8	38.535	92.1	1:40.384	89.20	0.818	09:23:07.473	
13 -	21.515	115.5	39.938	123.1	38.292	91.7	1:39.745	(2) 89.77	0.179	09:24:47.218	
14 -	21.560	117.9	39.892	122.9	38.435	90.8	1:39.887	89.64	0.321	09:26:27.105	
15 -	21.475	122.0	39.650	123.5	38.714	89.8	1:39.839	(3) 89.68	0.273	09:28:06.944	
16 -	25.279	89.5	43.623	122.2	38.851	92.0	1:47.753	83.10	8.187	09:29:54.697	
17 -	21.522	120.4	39.782	122.4	38.262	92.7	1:39.566 (1)	89.93		09:31:34.263	

P3 45 M3 Oily SIMPSON		KTM - Oily Simpson Racing									
IDEAL LAP TIME :		BEST LAP TIME : 1:40.379					DIFFERENCE :				
LAP	SECTOR 1	SECTOR 2		SECTOR 3		LAP TIME	MPH	DIFF	TIME OF DAY		
1 -										09:02:31.441	
2 -						1:46.882	83.77	6.503		09:04:18.323	
3 -						7:00.984	21.27	5:20.605		09:11:19.307	
4 -						1:44.301	85.85	3.922		09:13:03.608	
5 -						1:43.291	86.69	2.912		09:14:46.899	
6 -						1:42.517	87.34	2.138		09:16:29.416	
7 -						1:42.391	87.45	2.012		09:18:11.807	
8 -					IN PIT	1:41.494	P 88.22	1.115		09:19:53.301	
9 -						3:12.339	46.55	1:31.960		09:23:05.641	
10 -						1:41.989	87.79	1.610		09:24:47.630	
11 -						1:41.097	88.57	0.718		09:26:28.727	
12 -						1:40.987	(3) 88.66	0.608		09:28:09.714	
13 -						1:40.948	(2) 88.70	0.569		09:29:50.662	
14 -						1:40.379 (1)	89.20			09:31:31.041	

Weather / Track : Cloudy / Dry

Donington Park GP
Circuit Length = 2.4873 miles
Start: 09:00 Flag 09:30 End: 09:32

MCRCB BULLETIN TK002

2014 MCE British Superbike Championship - Round 9

2014 Motul British Motostar Championship

FREE PRACTICE 1 - SECTOR ANALYSIS

SECTOR 1 = FL to I1, SECTOR 2 = I1 to I2, SECTOR 3 = I2 to FL, DIFF = Difference To Personal Best Lap

P4 28		Bradley RAY					EE125 - FAB-Racing			
IDEAL LAP TIME : 1:40.366		BEST LAP TIME : 1:40.867			DIFFERENCE : 0.501					
LAP	SECTOR 1	SECTOR 2		SECTOR 3		LAP TIME	MPH	DIFF	TIME OF DAY	
1 -	OUTLAP	78.6	52.429	97.2	48.404	76.6			09:02:14.205	
2 -	25.353	103.2	46.587	103.2	44.303	82.4	1:56.243	77.03	15.376	09:04:10.448
3 -	24.084	96.5	45.255	112.0	42.391	89.7	1:51.730	80.14	10.863	09:06:02.178
4 -	22.224	117.7	42.227	120.6	39.969	90.6	1:44.420	85.75	3.553	09:07:46.598
5 -	22.614	114.1	43.753	110.9	IN PIT		1:47.185	P 83.54	6.318	09:09:33.783
6 -	OUTLAP	106.5	44.032	119.1	40.737	90.7	5:39.741	26.35	3:58.874	09:15:13.524
7 -	22.047	120.0	40.871	122.4	40.483	91.2	1:43.401	86.59	2.534	09:16:56.925
8 -	21.928	120.4	40.798	121.3	39.021	91.5	1:41.747	88.00	0.880	09:18:38.672
9 -	21.896	118.9	40.869	121.3	39.099	91.0	1:41.864	87.90	0.997	09:20:20.536
10 -	21.835	119.4	40.564	121.5	39.080	91.1	1:41.479	88.23	0.612	09:22:02.015
11 -	23.447	76.0	43.184	121.1	40.861	91.6	1:47.492	83.30	6.625	09:23:49.507
12 -	22.162	120.0	40.254	121.3	38.673	91.6	1:41.089	(3) 88.57	0.222	09:25:30.596
13 -	21.710	122.2	40.495	123.1	38.736	91.9	1:40.941	(2) 88.70	0.074	09:27:11.537
14 -	21.864	118.1	40.280	121.5	38.723	91.9	1:40.867	(1) 88.77		09:28:52.404
15 -	21.938	117.3	39.983	121.7	39.599	52.0	1:41.520	88.20	0.653	09:30:33.924

P5 6		Taz TAYLOR					Luyten Honda - FPW Racing / Hookless Holidays			
IDEAL LAP TIME : 1:41.985		BEST LAP TIME : 1:42.314			DIFFERENCE : 0.329					
LAP	SECTOR 1	SECTOR 2		SECTOR 3		LAP TIME	MPH	DIFF	TIME OF DAY	
1 -	OUTLAP	78.5	55.268	87.3	49.025	75.3			09:02:16.788	
2 -	26.030	90.6	48.092	106.5	44.779	87.3	1:58.901	75.31	16.587	09:04:15.689
3 -	23.556	100.6	44.855	118.9	41.803	88.4	1:50.214	81.24	7.900	09:06:05.903
4 -	22.835	107.2	43.435	119.8	41.420	89.6	1:47.690	83.15	5.376	09:07:53.593
5 -	22.814	112.4	42.602	122.6	47.046	90.3	1:52.462	79.62	10.148	09:09:46.055
6 -	22.845	105.1	42.522	121.1	40.796	89.1	1:46.163	84.34	3.849	09:11:32.218
7 -	22.746	108.5	42.240	121.5	40.895	89.7	1:45.881	84.57	3.567	09:13:18.099
8 -	22.424	107.8	41.347	122.0	40.734	89.1	1:44.505	85.68	2.191	09:15:02.604
9 -	22.484	105.8	41.238	121.3	39.988	89.7	1:43.710	86.34	1.396	09:16:46.314
10 -	22.469	108.9	42.034	112.4	IN PIT		1:47.368	P 83.39	5.054	09:18:33.682
11 -	OUTLAP	104.2	41.900	122.9	40.318	90.7	4:47.879	31.10	3:05.565	09:23:21.561
12 -	22.172	111.4	40.788	122.4	39.696	91.6	1:42.656	(2) 87.22	0.342	09:25:04.217
13 -	22.041	109.8	40.760	121.7	40.674	91.6	1:43.475	86.53	1.161	09:26:47.692
14 -	22.175	108.0	40.676	125.9	39.463	91.9	1:42.314	(1) 87.51		09:28:30.006
15 -	21.846	116.7	40.953	121.5	39.935	92.3	1:42.734	(3) 87.16	0.420	09:30:12.740

P6 12		Edward RENDELL					Honda - Banks Racing			
IDEAL LAP TIME : 1:42.314		BEST LAP TIME : 1:42.314			DIFFERENCE : 0.000					
LAP	SECTOR 1	SECTOR 2		SECTOR 3		LAP TIME	MPH	DIFF	TIME OF DAY	
1 -	OUTLAP	91.6	47.739	104.5	47.764	72.6			09:02:21.598	
2 -	25.188	100.4	44.525	106.5	44.793	80.8	1:54.506	78.20	12.192	09:04:16.104
3 -	24.403	107.5	43.942	107.2	IN PIT		1:47.963	P 82.94	5.649	09:06:04.067
4 -	OUTLAP	107.7	44.482	109.1	43.703	80.7	3:18.195	45.18	1:35.881	09:09:22.262
5 -	24.157	110.0	44.184	106.6	43.036	82.0	1:51.377	80.39	9.063	09:11:13.639
6 -	24.333	112.7	42.908	111.1	IN PIT		1:45.542	P 84.84	3.228	09:12:59.181
7 -	OUTLAP	109.2	42.378	115.5	40.292	87.0	5:41.204	26.24	3:58.890	09:18:40.385
8 -	22.938	118.3	41.242	115.7	39.713	86.9	1:43.893	86.18	1.579	09:20:24.278
9 -	22.611	116.1	41.261	116.1	40.477	84.4	1:44.349	85.81	2.035	09:22:08.627
10 -	22.793	116.1	41.768	110.0	40.388	87.0	1:44.949	85.32	2.635	09:23:53.576
11 -	22.717	116.9	40.855	116.9	41.025	87.5	1:44.597	85.60	2.283	09:25:38.173
12 -	22.612	115.3	41.047	115.3	39.784	85.9	1:43.443	(2) 86.56	1.129	09:27:21.616
13 -	22.716	112.4	41.115	115.9	39.840	86.6	1:43.671	(3) 86.37	1.357	09:29:05.287
14 -	22.434	116.5	40.571	117.1	39.309	88.3	1:42.314	(1) 87.51		09:30:47.601

P7 86 M3		Charlie NESBITT					Repli-Cast - Repli-Cast UK			
IDEAL LAP TIME : 1:42.498		BEST LAP TIME : 1:42.678			DIFFERENCE : 0.180					
LAP	SECTOR 1	SECTOR 2		SECTOR 3		LAP TIME	MPH	DIFF	TIME OF DAY	
1 -	OUTLAP	72.0	47.139	116.9	43.939	87.6			09:02:04.628	

Weather / Track : Cloudy / Dry

Donington Park GP
Circuit Length = 2.4873 miles
Start: 09:00 Flag 09:30 End: 09:32

MCRCB BULLETIN TK002

2014 MCE British Superbike Championship - Round 9

2014 Motul British Motostar Championship

FREE PRACTICE 1 - SECTOR ANALYSIS

SECTOR 1 = FL to I1, SECTOR 2 = I1 to I2, SECTOR 3 = I2 to FL, DIFF = Difference To Personal Best Lap

2 -	24.956	87.9	44.412	116.5	42.175	88.8	1:51.543	80.27	8.865	09:03:56.171
3 -	24.289	93.5	46.507	73.1	42.523	87.0	1:53.319	79.01	10.641	09:05:49.490
4 -	24.133	92.9	43.257	118.3	41.719	88.3	1:49.109	82.06	6.431	09:07:38.599
5 -	23.406	99.1	42.211	120.0	39.898	88.1	1:45.515	84.86	2.837	09:09:24.114
6 -	23.016	104.0	42.616	117.5	39.922	88.9	1:45.554	84.83	2.876	09:11:09.668
7 -	22.883	109.1	41.812	118.3	40.843	89.4	1:45.538	84.84	2.860	09:12:55.206
8 -	22.799	114.3	42.091	117.1	39.721	89.3	1:44.611	85.59	1.933	09:14:39.817
9 -	22.847	110.3	41.623	117.5	39.408	90.1	1:43.878	86.20	1.200	09:16:23.695
10 -	22.540	111.1	41.962	117.7	40.664	89.7	1:45.166	85.14	2.488	09:18:08.861
11 -	22.640	113.3	41.380	117.9	39.683	89.9	1:43.703	86.34	1.025	09:19:52.564
12 -	22.546	114.3	41.270	118.7	39.518	89.7	1:43.334 (3)	86.65	0.656	09:21:35.898
13 -	22.695	109.6	41.686	118.7	39.561	89.4	1:43.942	86.14	1.264	09:23:19.840
14 -	22.352	112.2	41.900	117.5	39.826	89.6	1:44.078	86.03	1.400	09:25:03.918
15 -	22.396	107.8	41.050	118.9	39.445	90.6	1:42.891 (2)	87.02	0.213	09:26:46.809
16 -	22.331	103.2	41.301	121.5	39.931	91.3	1:43.563	86.46	0.885	09:28:30.372
17 -	22.040	114.1	41.091	121.1	39.547	91.3	1:42.678 (1)	87.20		09:30:13.050

P8 64 M3 Asher DURHAM		Honda - Cresswell Racing									
IDEAL LAP TIME : 1:42.941		BEST LAP TIME : 1:43.050			DIFFERENCE : 0.109						
LAP	SECTOR 1	SECTOR 2	SECTOR 3	LAP TIME	MPH	DIFF	TIME OF DAY				
1 -	OUTLAP	89.5	47.388	117.5	45.638	87.5					09:02:19.557
2 -	23.996	105.0	44.045	121.1	42.922	90.6	1:50.963	80.69	7.913		09:04:10.520
3 -	23.470	86.5	43.477	121.1	41.298	89.7	1:48.245	82.72	5.195		09:05:58.765
4 -	22.794	105.0	42.752	122.2	42.225	90.2	1:47.771	83.08	4.721		09:07:46.536
5 -	22.890	109.4	43.799	109.6	43.410	89.7	1:50.099	81.33	7.049		09:09:36.635
6 -	23.332	110.7	42.103	120.0	41.640	89.6	1:47.075	83.62	4.025		09:11:23.710
7 -	22.713	114.3	41.520	121.3	41.248	90.4	1:45.481	84.89	2.431		09:13:09.191
8 -	22.590	114.9	41.100	122.0	40.943	90.4	1:44.633	85.57	1.583		09:14:53.824
9 -	22.512	114.9	41.222	120.6	IN PIT		1:46.939 P	83.73	3.889		09:16:40.763
10 -	OUTLAP	103.5	44.180	95.3	42.134	90.1	4:49.088	30.97	3:06.038		09:21:29.851
11 -	22.368	117.1	41.167	122.0	40.714	90.8	1:44.249	85.89	1.199		09:23:14.100
12 -	22.461	114.1	41.278	121.7	40.089	91.0	1:43.828	86.24	0.778		09:24:57.928
13 -	22.174	118.7	41.260	122.4	39.902	91.9	1:43.336 (2)	86.65	0.286		09:26:41.264
14 -	22.173	117.1	41.278	122.4	39.927	91.3	1:43.378 (3)	86.61	0.328		09:28:24.642
15 -	22.041	116.5	40.998	124.0	40.011	91.5	1:43.050 (1)	86.89			09:30:07.692

P9 36 M3 Jayson URIBE		Honda - FPW Racing / RSR									
IDEAL LAP TIME : 1:43.340		BEST LAP TIME : 1:43.340			DIFFERENCE : 0.000						
LAP	SECTOR 1	SECTOR 2	SECTOR 3	LAP TIME	MPH	DIFF	TIME OF DAY				
1 -	OUTLAP	88.1	46.788	116.7	43.158	88.6					09:01:58.168
2 -	23.734	93.0	43.620	120.2	41.726	89.1	1:49.080	82.09	5.740		09:03:47.248
3 -	23.164	103.2	42.664	121.1	IN PIT		1:48.223 P	82.74	4.883		09:05:35.471
4 -	OUTLAP	100.7	44.332	118.9	41.219	88.9	2:38.593	56.46	55.253		09:08:14.064
5 -	22.884	107.5	43.119	118.5	IN PIT		1:48.693 P	82.38	5.353		09:10:02.757
6 -	OUTLAP	77.4	45.063	119.6	41.909	89.2	2:53.443	51.62	1:10.103		09:12:56.200
7 -	22.808	113.7	41.705	119.6	41.175	89.9	1:45.688	84.72	2.348		09:14:41.888
8 -	22.597	111.8	41.150	120.9	40.565	90.6	1:44.312 (2)	85.84	0.972		09:16:26.200
9 -	22.582	108.4	41.393	120.9	40.909	89.4	1:44.884 (3)	85.37	1.544		09:18:11.084
10 -	22.520	114.1	41.016	117.1	39.804	90.1	1:43.340 (1)	86.65			09:19:54.424
11 -	22.520	116.1	43.644	110.7	IN PIT		1:49.469 P	81.79	6.129		09:21:43.893

P10 142 M3 Brian SLOOTEN		Honda - Bakker Frames Holland									
IDEAL LAP TIME : 1:44.010		BEST LAP TIME : 1:44.022			DIFFERENCE : 0.012						
LAP	SECTOR 1	SECTOR 2	SECTOR 3	LAP TIME	MPH	DIFF	TIME OF DAY				
1 -	OUTLAP	81.5	52.120	112.2	IN PIT						09:02:18.261
2 -	OUTLAP	89.8	46.216	118.5	44.077	87.5	3:17.457	45.34	1:33.435		09:05:35.718
3 -	24.289	100.0	44.813	118.5	42.367	88.0	1:51.469	80.33	7.447		09:07:27.187
4 -	24.320	98.1	44.576	119.6	41.120	90.8	1:50.016	81.39	5.994		09:09:17.203
5 -	23.624	102.7	43.523	119.1	40.716	90.1	1:47.863	83.01	3.841		09:11:05.066
6 -	23.314	104.2	43.088	120.2	41.863	88.3	1:48.265	82.70	4.243		09:12:53.331
7 -	23.654	104.6	43.175	118.1	40.404	91.1	1:47.233	83.50	3.211		09:14:40.564
8 -	22.802	106.5	42.139	120.4	40.050	90.1	1:44.991	85.28	0.969		09:16:25.555

Weather / Track : Cloudy / Dry

Donington Park GP
Circuit Length = 2.4873 miles
Start: 09:00 Flag 09:30 End: 09:32

MCRCB BULLETIN TK002

2014 MCE British Superbike Championship - Round 9

2014 Motul British Motostar Championship

FREE PRACTICE 1 - SECTOR ANALYSIS

SECTOR 1 = FL to I1, SECTOR 2 = I1 to I2, SECTOR 3 = I2 to FL, DIFF = Difference To Personal Best Lap

9 -	23.081	108.7	42.238	121.5	40.486	91.1	1:45.805	84.63	1.783	09:18:11.360
10 -	22.568	114.5	41.760	121.7	39.694	90.6	1:44.022 (1)	86.08		09:19:55.382
11 -	22.568	112.7	42.341	120.2	39.718	91.0	1:44.627 (2)	85.58	0.605	09:21:40.009
12 -	23.058	110.0	42.334	120.2	39.956	90.7	1:45.348	84.99	1.326	09:23:25.357
13 -	22.991	108.4	42.744	120.2	40.862	90.3	1:46.597	84.00	2.575	09:25:11.954
14 -	22.798	106.6	42.455	119.4	40.059	90.7	1:45.312	85.02	1.290	09:26:57.266
15 -	22.597	112.5	42.099	119.6	40.187	90.4	1:44.883	85.37	0.861	09:28:42.149
16 -	22.861	106.8	42.100	118.3	39.682	91.1	1:44.643 (3)	85.57	0.621	09:30:26.792

P11 25 M3 Mike BROUWERS

Honda - Joma / Brouwers Racing Team

IDEAL LAP TIME : 1:43.870

BEST LAP TIME : 1:44.209

DIFFERENCE : 0.339

LAP	SECTOR 1	SECTOR 2	SECTOR 3	LAP TIME	MPH	DIFF	TIME OF DAY			
1 -	OUTLAP	80.2	47.652	115.7	47.987	83.8	09:05:44.071			
2 -	25.071	90.9	44.578	116.7	42.982	84.7	1:52.631	79.50	8.422	09:07:36.702
3 -	23.645	104.0	52.046	87.3	43.892	86.8	1:59.583	74.88	15.374	09:09:36.285
4 -	23.992	101.2	42.397	118.1	41.970	87.6	1:48.359	82.63	4.150	09:11:24.644
5 -	23.008	109.2	41.382	118.7	41.336	88.1	1:45.726	84.69	1.517	09:13:10.370
6 -	22.714	113.7	41.509	118.5	40.533	88.2	1:44.756	85.47	0.547	09:14:55.126
7 -	22.672	113.5	41.349	118.3	40.188	88.1	1:44.209 (1)	85.92		09:16:39.335
8 -	22.635	108.5	41.970	117.3	40.316	87.3	1:44.921	85.34	0.712	09:18:24.256
9 -	22.587	110.3	43.946	106.3	42.396	87.6	1:48.929	82.20	4.720	09:20:13.185
10 -	22.581	110.7	41.489	117.9	40.896	88.1	1:44.966	85.30	0.757	09:21:58.151
11 -	23.179	103.8	42.138	117.9	40.531	88.6	1:45.848	84.59	1.639	09:23:43.999
12 -	22.652	114.1	41.549	116.7	40.493	88.0	1:44.694 (3)	85.52	0.485	09:25:28.693
13 -	22.749	116.7	41.188	118.1	40.681	88.3	1:44.618 (2)	85.59	0.409	09:27:13.311
14 -	24.880	100.4	41.821	118.9	41.003	88.4	1:47.704	83.13	3.495	09:29:01.015
15 -	22.494	117.3	41.430	117.7	42.371	85.6	1:46.295	84.24	2.086	09:30:47.310

P12 127 Georgina POLDEN

Honda - RS Racing

IDEAL LAP TIME : 1:44.156

BEST LAP TIME : 1:44.520

DIFFERENCE : 0.364

LAP	SECTOR 1	SECTOR 2	SECTOR 3	LAP TIME	MPH	DIFF	TIME OF DAY			
1 -	OUTLAP	83.6	46.750	120.6	44.107	89.6	09:01:59.548			
2 -	23.807	93.4	44.752	120.4	42.373	89.9	1:50.932	80.72	6.412	09:03:50.480
3 -	23.995	95.0	46.704	118.7	IN PIT		1:54.468 P	78.22	9.948	09:05:44.948
4 -	OUTLAP	99.1	44.387	121.5	41.936	90.2	2:45.630	54.06	1:01.110	09:08:30.578
5 -	23.582	104.5	43.264	120.4	41.706	88.9	1:48.552	82.49	4.032	09:10:19.130
6 -	23.371	106.5	42.272	120.4	41.826	90.2	1:47.469	83.32	2.949	09:12:06.599
7 -	23.030	104.5	42.473	121.3	40.930	89.8	1:46.433	84.13	1.913	09:13:53.032
8 -	22.911	99.1	42.460	121.5	41.279	90.6	1:46.650	83.96	2.130	09:15:39.682
9 -	22.854	99.5	41.980	121.5	40.430	91.1	1:45.264 (2)	85.06	0.744	09:17:24.946
10 -	22.971	100.7	42.415	120.6	IN PIT		1:47.342 P	83.41	2.822	09:19:12.288
11 -	OUTLAP	96.1	43.158	122.2	41.151	92.3	3:54.034	38.26	2:09.514	09:23:06.322
12 -	22.512	106.3	41.539	124.0	41.774	89.2	1:45.825	84.61	1.305	09:24:52.147
13 -	23.522	103.4	42.034	120.9	40.602	92.4	1:46.158	84.35	1.638	09:26:38.305
14 -	22.876	104.5	41.279	122.4	40.365	90.8	1:44.520 (1)	85.67		09:28:22.825
15 -	22.606	104.0	42.100	122.2	40.796	91.9	1:45.502 (3)	84.87	0.982	09:30:08.327

P13 43 Arnie SHELTON

Honda - e3 Motorsport with Shelton Racing

IDEAL LAP TIME : 1:44.607

BEST LAP TIME : 1:44.607

DIFFERENCE : 0.000

LAP	SECTOR 1	SECTOR 2	SECTOR 3	LAP TIME	MPH	DIFF	TIME OF DAY			
1 -	OUTLAP	85.7	50.674	113.7	47.399	81.0	09:06:57.585			
2 -	24.988	98.1	47.233	108.5	44.237	84.7	1:56.458	76.89	11.851	09:08:54.043
3 -	23.806	99.5	44.741	115.9	43.223	85.6	1:51.770	80.11	7.163	09:10:45.813
4 -	23.419	104.8	43.756	116.1	42.491	86.5	1:49.666	81.65	5.059	09:12:35.479
5 -	23.064	105.1	42.625	116.3	42.060	87.3	1:47.749	83.10	3.142	09:14:23.228
6 -	23.071	104.2	43.272	118.9	41.626	88.0	1:47.969	82.93	3.362	09:16:11.197
7 -	23.075	108.2	42.219	117.5	41.317	88.0	1:46.611 (3)	83.99	2.004	09:17:57.808
8 -	22.932	108.5	43.586	116.1	IN PIT		1:45.752 P	84.67	1.145	09:19:43.560
9 -	OUTLAP	95.1	45.399	116.9	42.751	85.9	6:05.847	24.47	4:21.240	09:25:49.407
10 -	23.031	107.8	42.892	117.5	41.286	88.1	1:47.209	83.52	2.602	09:27:36.616
11 -	22.904	105.8	42.006	118.1	41.306	88.8	1:46.216 (2)	84.30	1.609	09:29:22.832
12 -	22.549	108.4	41.398	118.1	40.660	88.8	1:44.607 (1)	85.60		09:31:07.439

Donington Park GP

Circuit Length = 2.4873 miles

Start: 09:00 Flag 09:30 End: 09:32

Weather / Track : Cloudy / Dry

MCRCB BULLETIN TK002

2014 MCE British Superbike Championship - Round 9

2014 Motul British Motostar Championship

FREE PRACTICE 1 - SECTOR ANALYSIS

SECTOR 1 = FL to I1, SECTOR 2 = I1 to I2, SECTOR 3 = I2 to FL, DIFF = Difference To Personal Best Lap

P14 42 M3 James HOBSON		KTM - Two 4 Motorsport with RS Racing								
IDEAL LAP TIME : 1:44.872		BEST LAP TIME : 1:44.960		DIFFERENCE : 0.088						
LAP	SECTOR 1	SECTOR 2	SECTOR 3	LAP TIME	MPH	DIFF	TIME OF DAY			
1 -	OUTLAP	88.5	46.466	122.6	43.827	89.7		09:01:57.693		
2 -	23.542	93.9	43.361	121.7	42.326	90.2	1:49.229	81.97	4.269	09:03:46.922
3 -	23.238	105.3	42.778	121.7	42.889	91.5	1:48.905	82.22	3.945	09:05:35.827
4 -	23.284	108.5	42.586	122.6	41.522	92.5	1:47.392	83.38	2.432	09:07:23.219
5 -	22.825	112.0	42.414	123.3	41.201	91.3	1:46.440 (3)	84.12	1.480	09:09:09.659
6 -	22.601	112.7	43.539	121.5	42.023	92.1	1:48.163	82.78	3.203	09:10:57.822
7 -	22.574	110.1	42.314	123.3	IN PIT		1:45.805 P	84.63	0.845	09:12:43.627
8 -	OUTLAP	97.1	46.298	103.0	45.137	89.9	8:27.126	17.65	6:42.166	09:21:10.753
9 -	23.462	107.0	43.622	122.2	41.555	91.0	1:48.639	82.42	3.679	09:22:59.392
10 -	23.099	105.8	42.681	124.2	40.842	92.4	1:46.622	83.98	1.662	09:24:46.014
11 -	23.130	105.0	42.057	124.0	41.528	92.1	1:46.715	83.91	1.755	09:26:32.729
12 -	22.625	113.7	42.294	123.5	40.621	92.1	1:45.540 (2)	84.84	0.580	09:28:18.269
13 -	22.526	111.8	41.725	124.2	40.709	92.9	1:44.960 (1)	85.31		09:30:03.229

P15 13 M3 Sam BURMAN		Honda - WNT / Burman Racing								
IDEAL LAP TIME : 1:45.985		BEST LAP TIME : 1:46.102		DIFFERENCE : 0.117						
LAP	SECTOR 1	SECTOR 2	SECTOR 3	LAP TIME	MPH	DIFF	TIME OF DAY			
1 -	OUTLAP	88.6	45.599	117.7	44.171	87.7				09:01:56.074
2 -	24.928	80.2	44.355	118.1	42.707	85.9	1:51.990	79.95	5.888	09:03:48.064
3 -	24.037	98.5	44.070	119.1	42.847	88.6	1:50.954	80.70	4.852	09:05:39.018
4 -	23.439	105.5	43.322	118.7	42.508	86.8	1:49.269	81.94	3.167	09:07:28.287
5 -	23.581	101.0	43.923	117.9	41.183	89.6	1:48.687	82.38	2.585	09:09:16.974
6 -	23.277	106.3	43.339	117.9	41.347	89.2	1:47.963	82.94	1.861	09:11:04.937
7 -	23.116	104.5	43.262	117.7	IN PIT		1:48.128 P	82.81	2.026	09:12:53.065
8 -	OUTLAP	100.1	43.386	117.9	44.059	87.0	3:45.074	39.78	1:58.972	09:16:38.139
9 -	23.590	105.8	43.041	118.3	42.026	89.2	1:48.657	82.41	2.555	09:18:26.796
10 -	23.141	106.0	42.795	118.7	41.874	88.0	1:47.810 (3)	83.05	1.708	09:20:14.606
11 -	23.162	104.3	42.746	119.1	IN PIT		1:46.367 P	84.18	0.265	09:22:00.973
12 -	OUTLAP	98.9	42.956	118.7	42.331	90.7	4:40.805	31.88	2:54.703	09:26:41.778
13 -	22.924	108.0	42.095	120.2	41.083	89.3	1:46.102 (1)	84.39		09:28:27.880
14 -	23.111	104.5	42.774	120.9	40.966	89.9	1:46.851 (2)	83.80	0.749	09:30:14.731

P16 74 M3 Joe THOMPSON		Repli-Cast - Repli-Cast UK								
IDEAL LAP TIME : 1:46.192		BEST LAP TIME : 1:46.321		DIFFERENCE : 0.129						
LAP	SECTOR 1	SECTOR 2	SECTOR 3	LAP TIME	MPH	DIFF	TIME OF DAY			
1 -	OUTLAP	71.0	50.956	113.7	46.446	84.1				09:02:10.766
2 -	25.471	83.2	47.113	112.9	45.089	84.6	1:57.673	76.09	11.352	09:04:08.439
3 -	25.174	86.0	45.321	115.3	44.132	86.5	1:54.627	78.11	8.306	09:06:03.066
4 -	24.273	93.8	44.978	114.5	44.112	85.3	1:53.363	78.98	7.042	09:07:56.429
5 -	24.143	96.8	44.459	116.3	43.538	85.9	1:52.140	79.85	5.819	09:09:48.569
6 -	23.849	98.1	44.241	115.9	43.224	86.2	1:51.314	80.44	4.993	09:11:39.883
7 -	23.842	99.5	44.313	115.5	43.254	85.8	1:51.409	80.37	5.088	09:13:31.292
8 -	23.884	98.3	45.124	115.3	42.899	86.2	1:51.907	80.01	5.586	09:15:23.199
9 -	23.564	100.4	44.088	115.5	43.351	87.0	1:51.003	80.66	4.682	09:17:14.202
10 -	23.485	101.2	43.683	116.1	43.222	87.6	1:50.390	81.11	4.069	09:19:04.592
11 -	23.450	98.6	43.679	116.3	42.482	86.9	1:49.611	81.69	3.290	09:20:54.203
12 -	23.303	103.5	42.948	115.9	42.112	86.6	1:48.363	82.63	2.042	09:22:42.566
13 -	23.338	104.2	43.060	115.7	41.687	87.0	1:48.085	82.84	1.764	09:24:30.651
14 -	23.304	103.5	42.853	115.7	41.640	87.0	1:47.797 (3)	83.06	1.476	09:26:18.448
15 -	23.010	106.6	42.886	115.7	42.164	85.9	1:48.060	82.86	1.739	09:28:06.508
16 -	23.554	102.9	42.637	117.9	40.903	87.8	1:47.094 (2)	83.61	0.773	09:29:53.602
17 -	23.139	108.4	42.325	116.3	40.857	86.9	1:46.321 (1)	84.22		09:31:39.923

P17 27 M3 Cat GREEN		Honda - Redline Racing						
IDEAL LAP TIME : 1:46.548		BEST LAP TIME : 1:46.839		DIFFERENCE : 0.291				
LAP	SECTOR 1	SECTOR 2	SECTOR 3	LAP TIME	MPH	DIFF	TIME OF DAY	

Weather / Track : Cloudy / Dry

MCRCB BULLETIN TK002

2014 MCE British Superbike Championship - Round 9

2014 Motul British Motostar Championship

FREE PRACTICE 1 - SECTOR ANALYSIS

SECTOR 1 = FL to I1, SECTOR 2 = I1 to I2, SECTOR 3 = I2 to FL, DIFF = Difference To Personal Best Lap

1 -	OUTLAP	80.0	52.251	94.7	48.284	85.3				09:02:14.261	
2 -	24.811	98.8	44.565	117.3	45.255	85.9	1:54.631	78.11	7.792	09:04:08.892	
3 -	25.038	89.9	45.302	115.7	IN PIT		1:54.730	P	78.04	7.891	09:06:03.622
4 -	OUTLAP	95.4	46.006	117.9	43.550	88.4	2:35.220		57.68	48.381	09:08:38.842
5 -	23.944	105.6	43.700	120.2	43.225	88.0	1:50.869		80.76	4.030	09:10:29.711
6 -	23.863	104.8	43.235	119.6	42.762	87.3	1:49.860		81.50	3.021	09:12:19.571
7 -	23.962	105.1	44.478	115.9	43.428	85.1	1:51.868		80.04	5.029	09:14:11.439
8 -	23.765	109.2	43.276	118.5	43.209	88.0	1:50.250		81.21	3.411	09:16:01.689
9 -	23.383	112.2	42.836	118.9	41.859	85.8	1:48.078		82.85	1.239	09:17:49.767
10 -	23.665	106.3	43.238	118.9	IN PIT		1:49.446	P	81.81	2.607	09:19:39.213
11 -	OUTLAP	102.4	43.646	118.1	43.067	87.7	3:44.104		39.95	1:57.265	09:23:23.317
12 -	23.249	106.8	43.029	119.8	42.110	87.2	1:48.388		82.61	1.549	09:25:11.705
13 -	23.315	107.0	42.539	120.0	41.406	88.7	1:47.260	(3)	83.48	0.421	09:26:58.965
14 -	22.949	111.1	42.193	120.6	41.697	87.3	1:46.839	(1)	83.81		09:28:45.804
15 -	22.968	108.2	42.587	120.2	41.432	87.3	1:46.987	(2)	83.69	0.148	09:30:32.791

P18 47 Jake ARCHER

Honda - Jake Archer Racing

IDEAL LAP TIME : 1:46.631

BEST LAP TIME : 1:46.894

DIFFERENCE : 0.263

LAP	SECTOR 1	SECTOR 2	SECTOR 3	LAP TIME	MPH	DIFF	TIME OF DAY				
1 -	OUTLAP	86.2	50.699	113.1	47.192	84.8	09:02:12.815				
2 -	25.188	99.4	45.395	112.2	45.167	85.6	1:55.750	77.36	8.856	09:04:08.565	
3 -	25.239	88.7	44.100	116.7	43.866	86.5	1:53.205	79.09	6.311	09:06:01.770	
4 -	24.216	106.6	43.180	116.3	42.951	87.1	1:50.347	81.14	3.453	09:07:52.117	
5 -	23.864	108.0	44.120	118.3	42.659	87.2	1:50.643	80.93	3.749	09:09:42.760	
6 -	23.606	106.8	43.528	117.7	42.500	87.6	1:49.634	81.67	2.740	09:11:32.394	
7 -	23.297	110.5	42.543	119.1	42.271	87.1	1:48.111	82.82	1.217	09:13:20.505	
8 -	23.581	107.8	42.450	117.1	42.700	87.1	1:48.731	82.35	1.837	09:15:09.236	
9 -	23.930	103.8	42.946	117.3	41.673	87.6	1:48.549	82.49	1.655	09:16:57.785	
10 -	23.385	110.5	42.138	117.1	41.943	87.5	1:47.466	(3)	83.32	0.572	09:18:45.251
11 -	23.497	110.9	42.120	116.9	42.014	87.2	1:47.631	83.19	0.737	09:20:32.882	
12 -	23.505	111.8	42.172	116.5	41.664	87.1	1:47.341	(2)	83.42	0.447	09:22:20.223
13 -	23.835	107.0	42.502	116.7	42.503	88.3	1:48.840	82.27	1.946	09:24:09.063	
14 -	23.662	105.1	43.209	115.5	42.102	87.5	1:48.973	82.17	2.079	09:25:58.036	
15 -	23.904	106.3	42.328	116.1	42.004	87.0	1:48.236	82.73	1.342	09:27:46.272	
16 -	23.748	107.0	42.036	115.1	41.737	87.5	1:47.521	83.28	0.627	09:29:33.793	
17 -	23.560	110.7	41.829	116.1	41.505	87.6	1:46.894	(1)	83.76		09:31:20.687

P19 65 Josh OWENS

Honda - RCD Motorsport

IDEAL LAP TIME : 1:46.677

BEST LAP TIME : 1:47.091

DIFFERENCE : 0.414

LAP	SECTOR 1	SECTOR 2	SECTOR 3	LAP TIME	MPH	DIFF	TIME OF DAY				
1 -	OUTLAP	83.0	48.445	113.5	45.451	84.8	09:03:28.193				
2 -	24.485	100.1	46.362	115.3	43.859	85.0	1:54.706	78.06	7.615	09:05:22.899	
3 -	24.137	105.6	45.019	113.7	43.174	85.7	1:52.330	79.71	5.239	09:07:15.229	
4 -	23.659	107.5	44.860	114.5	43.835	85.5	1:52.354	79.69	5.263	09:09:07.583	
5 -	23.837	108.7	44.547	115.5	42.853	86.5	1:51.237	80.49	4.146	09:10:58.820	
6 -	23.682	108.9	43.739	114.9	IN PIT		1:53.763	P	78.71	6.672	09:12:52.583
7 -	OUTLAP	99.5	44.488	116.5	43.879	87.1	5:19.733		28.00	3:32.642	09:18:12.316
8 -	23.342	110.1	44.446	115.1	42.142	85.7	1:49.930	81.45	2.839	09:20:02.246	
9 -	23.194	111.4	43.389	116.7	42.353	87.2	1:48.936	82.19	1.845	09:21:51.182	
10 -	23.424	98.1	43.427	114.9	41.166	86.9	1:48.017	(3)	82.89	0.926	09:23:39.199
11 -	23.054	108.2	42.597	114.7	41.440	87.2	1:47.091	(1)	83.61		09:25:26.290
12 -	23.085	110.0	43.309	113.9	41.591	86.6	1:47.985	(2)	82.92	0.894	09:27:14.275
13 -	23.108	112.4	42.457	115.5	IN PIT		1:59.476	P	74.94	12.385	09:29:13.751

P20 35 Elliot LODGE

Honda - SP125 / Spike Racing

IDEAL LAP TIME : 1:47.198

BEST LAP TIME : 1:47.198

DIFFERENCE : 0.000

LAP	SECTOR 1	SECTOR 2	SECTOR 3	LAP TIME	MPH	DIFF	TIME OF DAY				
1 -	OUTLAP	46.1	1:37.164	42.1	IN PIT		P			09:05:08.882	
2 -	OUTLAP	78.7	52.380	86.4	48.842	76.3	18:46.648	7.94	16:59.450	09:23:55.530	
3 -	26.713	90.3	48.263	98.8	46.500	80.3	2:01.476	73.71	14.278	09:25:57.006	
4 -	25.223	93.0	45.891	106.0	45.051	82.2	1:56.165	(3)	77.08	8.967	09:27:53.171
5 -	24.682	96.2	45.444	107.8	43.221	86.1	1:53.347	(2)	79.00	6.149	09:29:46.518

Donington Park GP

Circuit Length = 2.4873 miles

Start: 09:00 Flag 09:30 End: 09:32

Weather / Track : Cloudy / Dry

MCRCB BULLETIN TK002

2014 MCE British Superbike Championship - Round 9

2014 Motul British Motostar Championship

FREE PRACTICE 1 - SECTOR ANALYSIS

SECTOR 1 = FL to I1, SECTOR 2 = I1 to I2, SECTOR 3 = I2 to FL, DIFF = Difference To Personal Best Lap

6 - 23.100 108.7 43.085 116.5 41.013 87.1 1:47.198 (1) 83.53 09:31:33.716

P21 19 Kai JOHNSON		Aprilia - Kinpac Racing						
IDEAL LAP TIME : 1:47.374		BEST LAP TIME : 1:47.534		DIFFERENCE : 0.160				
LAP	SECTOR 1	SECTOR 2	SECTOR 3	LAP TIME	MPH	DIFF	TIME OF DAY	
1 -	OUTLAP	81.7	49.778	112.5	46.130	86.3		09:02:04.904
2 -	25.032	83.9	47.276	111.8	44.779	85.7	1:57.087	76.47 9.553 09:04:01.991
3 -	24.679	91.9	46.764	113.7	43.240	86.3	1:54.683	78.08 7.149 09:05:56.674
4 -	24.468	77.6	45.661	116.7	42.346	86.9	1:52.475	79.61 4.941 09:07:49.149
5 -	24.070	92.4	45.765	115.5	43.017	87.1	1:52.852	79.34 5.318 09:09:42.001
6 -	23.598	97.9	44.256	114.7	43.301	87.0	1:51.155	80.55 3.621 09:11:33.156
7 -	23.319	98.9	43.575	115.5	42.510	87.3	1:49.404	81.84 1.870 09:13:22.560
8 -	28.659	81.4	47.977	113.3	43.316	86.5	1:59.952	74.65 12.418 09:15:22.512
9 -	23.681	96.1	44.260	115.3	42.907	87.5	1:50.848	80.78 3.314 09:17:13.360
10 -	23.349	100.4	44.226	115.5	42.851	87.2	1:50.426	81.09 2.892 09:19:03.786
11 -	23.439	102.4	43.551	115.1	42.427	87.5	1:49.417	81.83 1.883 09:20:53.203
12 -	23.353	102.7	43.046	116.7	42.191	87.5	1:48.590 (3)	82.46 1.056 09:22:41.793
13 -	22.961	105.6	43.192	115.5	41.909	87.2	1:48.062 (2)	82.86 0.528 09:24:29.855
14 -	23.020	108.5	42.972	115.5	41.542	87.6	1:47.534 (1)	83.27 09:26:17.389
15 -	22.900	107.2	43.400	115.5	42.918	86.3	1:49.218	81.98 1.684 09:28:06.607
16 -	23.758	99.4	43.079	115.5	41.793	89.1	1:48.630	82.43 1.096 09:29:55.237
17 -	22.860	115.9	43.023	116.1	42.710	80.4	1:48.593	82.45 1.059 09:31:43.830

P22 90 Greg GREENWOOD		Luyten Honda - FPW Racing						
IDEAL LAP TIME : 1:47.141		BEST LAP TIME : 1:47.658		DIFFERENCE : 0.517				
LAP	SECTOR 1	SECTOR 2	SECTOR 3	LAP TIME	MPH	DIFF	TIME OF DAY	
1 -	OUTLAP	93.9	46.488	114.3	IN PIT		P	09:01:54.170
2 -	OUTLAP	98.9	45.501	115.3	42.982	85.8	3:51.826	38.62 2:04.168 09:05:45.996
3 -	24.180	105.6	45.225	109.4	48.476	86.9	1:57.881	75.96 10.223 09:07:43.877
4 -	24.105	104.8	44.527	114.7	45.309	86.6	1:53.941	78.58 6.283 09:09:37.818
5 -	23.594	106.6	43.648	114.9	43.016	86.5	1:50.258	81.21 2.600 09:11:28.076
6 -	23.593	108.4	43.534	115.7	43.010	85.9	1:50.137	81.30 2.479 09:13:18.213
7 -	23.598	106.5	43.718	115.1	43.737	86.2	1:51.053	80.63 3.395 09:15:09.266
8 -	23.704	107.7	43.141	115.1	42.889	86.8	1:49.734	81.60 2.076 09:16:59.000
9 -	23.444	109.1	43.133	116.1	42.339	87.7	1:48.916	82.21 1.258 09:18:47.916
10 -	23.606	112.0	43.312	115.5	41.706	86.4	1:48.624 (2)	82.43 0.966 09:20:36.540
11 -	23.303	113.7	43.177	116.5	42.853	86.3	1:49.333	81.90 1.675 09:22:25.873
12 -	23.559	103.4	44.013	115.3	IN PIT		P	82.93 0.313 09:24:13.844
13 -	OUTLAP	101.3	44.523	114.9	43.726	86.8	2:56.546	50.72 1:08.888 09:27:10.390
14 -	23.355	106.8	42.194	117.7	43.175	86.9	1:48.724 (3)	82.35 1.066 09:28:59.114
15 -	23.241	110.5	42.670	118.7	41.747	87.8	1:47.658 (1)	83.17 09:30:46.772

P23 79 M3 Chris TAYLOR		Honda - Elevator Saddles & Bridles						
IDEAL LAP TIME : 1:47.578		BEST LAP TIME : 1:48.062		DIFFERENCE : 0.484				
LAP	SECTOR 1	SECTOR 2	SECTOR 3	LAP TIME	MPH	DIFF	TIME OF DAY	
1 -	OUTLAP	82.3	54.348	101.5	IN PIT		P	09:02:16.763
2 -	OUTLAP	92.4	49.464	118.3	45.702	86.2	3:32.629	42.11 1:44.567 09:05:49.392
3 -	26.026	90.6	47.003	118.5	43.977	87.7	1:57.006	76.52 8.944 09:07:46.398
4 -	24.447	100.6	45.212	118.9	43.851	87.2	1:53.510	78.88 5.448 09:09:39.908
5 -	24.099	101.8	43.929	119.4	42.815	87.8	1:50.843	80.78 2.781 09:11:30.751
6 -	23.734	102.1	43.645	119.8	IN PIT		P	1:51.830 80.07 3.768 09:13:22.581
7 -	OUTLAP	98.6	45.033	119.1	42.692	89.1	2:49.519	52.82 1:01.457 09:16:12.100
8 -	23.755	102.1	43.815	119.4	42.313	89.1	1:49.883	81.49 1.821 09:18:01.983
9 -	23.508	103.4	43.579	118.5	42.438	88.1	1:49.525 (3)	81.75 1.463 09:19:51.508
10 -	24.262	96.9	48.069	117.1	IN PIT		P	1:59.061 75.20 10.999 09:21:50.569
11 -	OUTLAP	97.2	45.299	117.3	44.847	88.3	3:03.525	48.79 1:15.463 09:24:54.094
12 -	23.885	97.9	43.787	120.6	42.277	88.9	1:49.949	81.44 1.887 09:26:44.043
13 -	23.439	106.8	42.853	119.4	41.770	89.6	1:48.062 (1)	82.86 09:28:32.105
14 -	23.102	107.7	42.706	119.8	42.533	87.8	1:48.341 (2)	82.65 0.279 09:30:20.446

Weather / Track : Cloudy / Dry

Donington Park GP
Circuit Length = 2.4873 miles
Start: 09:00 Flag 09:30 End: 09:32

MCRCB BULLETIN TK002

2014 MCE British Superbike Championship - Round 9

2014 Motul British Motostar Championship

FREE PRACTICE 1 - SECTOR ANALYSIS

SECTOR 1 = FL to I1, SECTOR 2 = I1 to I2, SECTOR 3 = I2 to FL, DIFF = Difference To Personal Best Lap

P24 54		Bryn OWEN					Honda - Bryn Taff Racing				
IDEAL LAP TIME : 1:48.421		BEST LAP TIME : 1:48.542					DIFFERENCE : 0.121				
LAP	SECTOR 1	SECTOR 2		SECTOR 3		LAP TIME	MPH	DIFF	TIME OF DAY		
1 -	OUTLAP	81.4	50.479	111.1	49.874	80.7				09:02:46.460	
2 -	25.317	98.6	45.882	111.4	45.768	83.6	1:56.967	76.55	8.425	09:04:43.427	
3 -	24.171	103.0	44.506	113.5	45.158	83.0	1:53.835	78.66	5.293	09:06:37.262	
4 -	24.176	112.0	44.177	112.0	44.950	83.7	1:53.303	79.03	4.761	09:08:30.565	
5 -	24.399	114.9	44.434	112.0	44.735	84.6	1:53.568	78.84	5.026	09:10:24.133	
6 -	24.004	113.5	44.030	113.5	44.385	84.4	1:52.419	79.65	3.877	09:12:16.552	
7 -	23.907	112.9	45.074	112.7	44.337	84.0	1:53.318	79.02	4.776	09:14:09.870	
8 -	23.896	113.5	43.713	112.7	43.904	84.4	1:51.513	80.29	2.971	09:16:01.383	
9 -	24.133	114.7	43.416	112.9	43.408	84.7	1:50.957	80.70	2.415	09:17:52.340	
10 -	23.779	113.7	43.740	112.4	43.746	82.7	1:51.265	80.47	2.723	09:19:43.605	
11 -	24.198	114.5	43.600	112.5	43.190	84.6	1:50.988	80.67	2.446	09:21:34.593	
12 -	23.696	114.3	42.919	114.5	43.390	85.3	1:50.005	81.40	1.463	09:23:24.598	
13 -	23.342	113.5	42.909	113.7	42.799	85.6	1:49.050 (2)	82.11	0.508	09:25:13.648	
14 -	23.463	114.9	42.668	113.7	42.411	84.8	1:48.542 (1)	82.49		09:27:02.190	
15 -	23.447	112.7	42.954	113.3	42.655	84.8	1:49.056 (3)	82.10	0.514	09:28:51.246	
16 -	23.645	114.1	42.991	112.0	42.906	85.5	1:49.542	81.74	1.000	09:30:40.788	

P25 4		Louis VALLELEY					KTM - Century 21 / Cresswell Racing				
IDEAL LAP TIME : 1:49.048		BEST LAP TIME : 1:49.322					DIFFERENCE : 0.274				
LAP	SECTOR 1	SECTOR 2		SECTOR 3		LAP TIME	MPH	DIFF	TIME OF DAY		
1 -	OUTLAP	85.5	51.578	99.4	48.780	79.7				09:02:18.016	
2 -	26.363	88.1	47.406	111.2	45.825	85.4	1:59.594	74.87	10.272	09:04:17.610	
3 -	24.437	93.9	45.688	110.7	43.727	85.9	1:53.852	78.64	4.530	09:06:11.462	
4 -	24.088	98.3	44.923	112.4	43.527	86.3	1:52.538	79.56	3.216	09:08:04.000	
5 -	23.935	97.2	44.594	111.6	42.825	86.8	1:51.354	80.41	2.032	09:09:55.354	
6 -	23.902	100.9	44.547	112.2	42.935	87.1	1:51.384	80.39	2.062	09:11:46.738	
7 -	23.696	102.1	44.602	112.4	42.728	86.6	1:51.026	80.65	1.704	09:13:37.764	
8 -	23.673	101.5	44.508	111.2	42.235	87.3	1:50.416	81.09	1.094	09:15:28.180	
9 -	23.619	102.2	43.772	112.5	42.285	87.2	1:49.676 (3)	81.64	0.354	09:17:17.856	
10 -	23.472	105.8	43.724	112.9	42.126	86.8	1:49.322 (1)	81.90		09:19:07.178	
11 -	23.517	105.1	43.576	112.9	42.372	87.6	1:49.465 (2)	81.80	0.143	09:20:56.643	
12 -	23.488	103.5	43.450	112.9	43.629	85.1	1:50.567	80.98	1.245	09:22:47.210	
13 -	24.415	99.1	45.991	107.0	IN PIT		1:53.907 P	78.61	4.585	09:24:41.117	
14 -	OUTLAP	97.8	45.778	112.5	42.649	86.6	4:36.311	32.40	2:46.989	09:29:17.428	
15 -	24.053	100.1	44.578	110.0	42.753	87.3	1:51.384	80.39	2.062	09:31:08.812	

P26 7		Jamie ASHBY					Honda - JPA Racing / SP125				
IDEAL LAP TIME : 1:49.336		BEST LAP TIME : 1:49.342					DIFFERENCE : 0.006				
LAP	SECTOR 1	SECTOR 2		SECTOR 3		LAP TIME	MPH	DIFF	TIME OF DAY		
1 -	OUTLAP	86.8	49.923	111.2	47.440	83.4				09:03:37.497	
2 -	25.344	98.5	46.393	113.5	45.444	83.7	1:57.181	76.41	7.839	09:05:34.678	
3 -	24.678	100.9	45.167	113.7	44.318	83.5	1:54.163	78.43	4.821	09:07:28.841	
4 -	24.538	103.0	44.666	113.5	43.832	84.7	1:53.036	79.21	3.694	09:09:21.877	
5 -	24.128	108.2	44.627	114.3	42.855	84.8	1:51.610	80.22	2.268	09:11:13.487	
6 -	24.086	109.1	44.016	113.5	43.020	84.8	1:51.122	80.58	1.780	09:13:04.609	
7 -	24.036	108.0	44.204	113.3	43.714	84.5	1:51.954	79.98	2.612	09:14:56.563	
8 -	24.171	108.4	44.057	113.9	43.245	84.0	1:51.473	80.32	2.131	09:16:48.036	
9 -	24.035	110.3	43.750	113.5	42.843	83.9	1:50.628	80.94	1.286	09:18:38.664	
10 -	23.919	109.2	43.456	114.9	42.588	85.0	1:49.963	81.43	0.621	09:20:28.627	
11 -	23.856	110.1	43.394	114.1	42.678	84.9	1:49.928 (3)	81.45	0.586	09:22:18.555	
12 -	23.894	108.7	43.348	114.1	42.762	84.4	1:50.004	81.40	0.662	09:24:08.559	
13 -	23.867	104.2	43.942	114.7	42.952	84.8	1:50.761	80.84	1.419	09:25:59.320	
14 -	23.706	110.5	43.099	113.7	42.537	84.6	1:49.342 (1)	81.89		09:27:48.662	
15 -	23.770	109.1	43.093	113.9	42.686	83.4	1:49.549 (2)	81.73	0.207	09:29:38.211	
16 -	23.879	109.2	43.380	113.9	42.817	84.7	1:50.076	81.34	0.734	09:31:28.287	

Weather / Track : Cloudy / Dry

Donington Park GP
Circuit Length = 2.4873 miles
Start: 09:00 Flag 09:30 End: 09:32

MCRCB BULLETIN TK002

2014 MCE British Superbike Championship - Round 9

2014 Motul British Motostar Championship

FREE PRACTICE 1 - SECTOR ANALYSIS

SECTOR 1 = FL to I1, SECTOR 2 = I1 to I2, SECTOR 3 = I2 to FL, DIFF = Difference To Personal Best Lap

P27 44		Jake BAYFORD					Honda - SGR Racing				
IDEAL LAP TIME : 1:50.901		BEST LAP TIME : 1:51.202			DIFFERENCE : 0.301						
LAP	SECTOR 1	SECTOR 2		SECTOR 3		LAP TIME	MPH	DIFF	TIME OF DAY		
1 -	OUTLAP	77.6	53.318	88.7	51.438	70.2			09:02:26.885		
2 -	28.778	88.5	51.760	88.5	50.044	75.2	2:10.582	68.57	19.380	09:04:37.467	
3 -	26.475	93.7	47.948	106.8	46.595	82.7	2:01.018	73.99	9.816	09:06:38.485	
4 -	25.265	98.5	46.069	110.1	44.665	83.4	1:55.999	77.19	4.797	09:08:34.484	
5 -	25.111	98.3	46.654	110.1	44.799	84.1	1:56.564	76.82	5.362	09:10:31.048	
6 -	28.090	69.2	55.021	106.8	IN PIT		2:27.864	P	60.55	36.662	09:12:58.912
7 -	OUTLAP	94.2	47.171	109.6	44.598	84.0	3:18.677	45.07	1:27.475	09:16:17.589	
8 -	24.858	104.3	45.099	110.1	45.055	84.1	1:55.012	77.85	3.810	09:18:12.601	
9 -	24.004	107.0	44.665	111.6	43.266	84.9	1:51.935	(3)	79.99	0.733	09:20:04.536
10 -	24.121	102.1	44.685	111.4	43.558	84.8	1:52.364	79.69	1.162	09:21:56.900	
11 -	24.241	99.7	44.509	111.1	42.857	85.0	1:51.607	(2)	80.23	0.405	09:23:48.507
12 -	23.960	106.6	44.146	110.1	43.096	84.9	1:51.202	(1)	80.52		09:25:39.709
13 -	23.898	101.8	50.902	46.5	IN PIT		2:03.098	P	72.74	11.896	09:27:42.807
14 -	OUTLAP	102.1	44.732	112.4	43.822	85.5	2:29.763	59.79	38.561	09:30:12.570	

P28 84		Daniel HERMANSSON					TSR Luyten - FPW Racing				
IDEAL LAP TIME : 1:52.964		BEST LAP TIME : 1:53.106			DIFFERENCE : 0.142						
LAP	SECTOR 1	SECTOR 2		SECTOR 3		LAP TIME	MPH	DIFF	TIME OF DAY		
1 -	OUTLAP	79.2	51.162	112.9	IN PIT			P		09:02:09.810	
2 -	OUTLAP	84.6	47.957	114.5	44.262	86.6	5:38.590	26.44	3:45.484	09:07:48.400	
3 -	24.650	90.5	46.981	116.1	44.303	86.9	1:55.934	(3)	77.23	2.828	09:09:44.334
4 -	24.007	100.4	45.439	114.7	43.689	87.0	1:53.135	(2)	79.14	0.029	09:11:37.469
5 -	24.149	108.4	45.401	115.1	43.556	87.3	1:53.106	(1)	79.16		09:13:30.575

P29 100		Stephen CAMPBELL					Honda - Campbell Racing				
IDEAL LAP TIME : 1:57.811		BEST LAP TIME : 1:57.811			DIFFERENCE : 0.000						
LAP	SECTOR 1	SECTOR 2		SECTOR 3		LAP TIME	MPH	DIFF	TIME OF DAY		
1 -	OUTLAP	60.6	59.280	91.1	55.068	72.4				09:05:43.400	
2 -	29.889	72.5	53.530	98.3	49.782	78.4	2:13.201	67.22	15.390	09:07:56.601	
3 -	27.608	77.7	50.815	103.5	49.356	79.2	2:07.779	70.07	9.968	09:10:04.380	
4 -	27.722	78.9	51.816	105.0	48.079	82.9	2:07.617	70.16	9.806	09:12:11.997	
5 -	27.153	73.3	49.299	111.4	47.034	84.1	2:03.486	72.51	5.675	09:14:15.483	
6 -	26.854	78.8	49.985	112.0	IN PIT		2:11.301	P	68.19	13.490	09:16:26.784
7 -	OUTLAP	70.4	55.346	107.0	50.545	81.2	5:29.891	27.14	3:32.080	09:21:56.675	
8 -	28.703	72.7	50.991	112.2	47.784	83.5	2:07.478	70.24	9.667	09:24:04.153	
9 -	26.599	84.0	49.294	111.8	47.203	83.6	2:03.096	(3)	72.74	5.285	09:26:07.249
10 -	26.492	84.9	47.477	112.0	46.217	83.0	2:00.186	(2)	74.50	2.375	09:28:07.435
11 -	25.872	87.1	46.710	113.1	45.229	84.1	1:57.811	(1)	76.00		09:30:05.246

MCRCB BULLETIN TK003**2014 MCE British Superbike Championship - Round 9****2014 Motul British Motostar Championship****FREE PRACTICE 1 - BEST SPEEDS**

POS	SECTOR 1			SECTOR 2			FINISH LINE		
	NO	NAME	MPH	NO	NAME	MPH	NO	NAME	MPH
1	28	Bradley RAY	122.2	6	Taz TAYLOR	125.9	66	Joe IRVING	94.4
2	34	Jordan WEAVING	122.0	66	Joe IRVING	125.6	42	James HOBSON	92.9
3	66	Joe IRVING	120.6	42	James HOBSON	124.2	34	Jordan WEAVING	92.7
4	64	Asher DURHAM	118.7	34	Jordan WEAVING	124.0	127	Georgina POLDEN	92.4
5	12	Edward RENDELL	118.3	127	Georgina POLDEN	124.0	6	Taz TAYLOR	92.3
6	25	Mike BROUWERS	117.3	64	Asher DURHAM	124.0	28	Bradley RAY	91.9
7	6	Taz TAYLOR	116.7	28	Bradley RAY	123.1	64	Asher DURHAM	91.9
8	36	Jayson URIBE	116.1	142	Brian SLOOTEN	121.7	86	Charlie NESBITT	91.3
9	19	Kai JOHNSON	115.9	86	Charlie NESBITT	121.5	142	Brian SLOOTEN	91.1
10	54	Bryn OWEN	114.9	36	Jayson URIBE	121.1	13	Sam BURMAN	90.7
11	142	Brian SLOOTEN	114.5	13	Sam BURMAN	120.9	36	Jayson URIBE	90.6
12	86	Charlie NESBITT	114.3	27	Cat GREEN	120.6	79	Chris TAYLOR	89.6
13	42	James HOBSON	113.7	79	Chris TAYLOR	120.6	19	Kai JOHNSON	89.1
14	90	Greg GREENWOOD	113.7	47	Jake ARCHER	119.1	43	Arnie SHELTON	88.8
15	65	Josh OWENS	112.4	25	Mike BROUWERS	118.9	27	Cat GREEN	88.7
16	27	Cat GREEN	112.2	43	Arnie SHELTON	118.9	25	Mike BROUWERS	88.6
17	47	Jake ARCHER	111.8	90	Greg GREENWOOD	118.7	12	Edward RENDELL	88.3
18	7	Jamie ASHBY	110.5	74	Joe THOMPSON	117.9	47	Jake ARCHER	88.3
19	35	Elliot LODGE	108.7	12	Edward RENDELL	117.1	74	Joe THOMPSON	87.8
20	43	Arnie SHELTON	108.5	19	Kai JOHNSON	116.7	90	Greg GREENWOOD	87.8
21	74	Joe THOMPSON	108.4	65	Josh OWENS	116.7	4	Louis VALLELEY	87.6
22	84	Daniel HERMANSSON	108.4	35	Elliot LODGE	116.5	84	Daniel HERMANSSON	87.3
23	13	Sam BURMAN	108.0	84	Daniel HERMANSSON	116.1	65	Josh OWENS	87.2
24	79	Chris TAYLOR	107.7	7	Jamie ASHBY	114.9	35	Elliot LODGE	87.1
25	44	Jake BAYFORD	107.0	54	Bryn OWEN	114.5	54	Bryn OWEN	85.6
26	127	Georgina POLDEN	106.5	100	Stephen CAMPBELL	113.1	44	Jake BAYFORD	85.5
27	4	Louis VALLELEY	105.8	4	Louis VALLELEY	112.9	7	Jamie ASHBY	85.0
28	100	Stephen CAMPBELL	87.1	44	Jake BAYFORD	112.4	100	Stephen CAMPBELL	84.1
29									

Weather / Track : Cloudy / Dry

Results can be found at www.tsl-timing.comDonington Park GP
Circuit Length = 2.4873 miles
Start: 09:00 Flag 09:30 End: 09:32

Printed - 09:34 Friday, 05 September 2014

MCRCB BULLETIN TK004

2014 MCE British Superbike Championship - Round 9

2014 Motul British Motostar Championship

FREE PRACTICE 1 - BEST SECTORS

SECTOR 1			SECTOR 2			SECTOR 3			IDEAL / BEST COMPARISON						
POS	NO	NAME	TIME	NO	NAME	TIME	NO	NAME	TIME	POS	NO	NAME	IDEAL	BEST	DIFF
1	66	IRVING	21.334	66	IRVING	39.292	66	IRVING	38.126				PERFECT LAP	1:38.752	
2	34	WEAVING	21.475	34	WEAVING	39.650	34	WEAVING	38.262	1	66	IRVING	1:38.752	1:38.930	0.178
3	28	RAY	21.710	28	RAY	39.983	28	RAY	38.673	2	34	WEAVING	1:39.387	1:39.566	0.179
4	6	TAYLOR	21.846	12	RENDELL	40.571	12	RENDELL	39.309	3	28	RAY	1:40.366	1:40.867	0.501
5	86	NESBITT	22.040	6	TAYLOR	40.676	86	NESBITT	39.408	4	6	TAYLOR	1:41.985	1:42.314	0.329
6	64	DURHAM	22.041	64	DURHAM	40.998	6	TAYLOR	39.463	5	12	RENDELL	1:42.314	1:42.314	0.000
7	12	RENDELL	22.434	36	URIBE	41.016	142	SLOOTEN	39.682	6	86	NESBITT	1:42.498	1:42.678	0.180
8	25	BROUWERS	22.494	86	NESBITT	41.050	36	URIBE	39.804	7	64	DURHAM	1:42.941	1:43.050	0.109
9	127	POLDEN	22.512	25	BROUWERS	41.188	64	DURHAM	39.902	8	36	URIBE	1:43.340	1:43.340	0.000
10	36	URIBE	22.520	127	POLDEN	41.279	25	BROUWERS	40.188	9	25	BROUWERS	1:43.870	1:44.209	0.339
11	42	HOBSON	22.526	43	SHELTON	41.398	127	POLDEN	40.365	10	142	SLOOTEN	1:44.010	1:44.022	0.012
12	43	SHELTON	22.549	42	HOBSON	41.725	42	HOBSON	40.621	11	127	POLDEN	1:44.156	1:44.520	0.364
13	142	SLOOTEN	22.568	142	SLOOTEN	41.760	43	SHELTON	40.660	12	43	SHELTON	1:44.607	1:44.607	0.000
14	19	JOHNSON	22.860	47	ARCHER	41.829	74	THOMPSON	40.857	13	42	HOBSON	1:44.872	1:44.960	0.088
15	13	BURMAN	22.924	13	BURMAN	42.095	13	BURMAN	40.966	14	13	BURMAN	1:45.985	1:46.102	0.117
16	27	GREEN	22.949	27	GREEN	42.193	35	LODGE	41.013	15	74	THOMPSON	1:46.192	1:46.321	0.129
17	74	THOMPSON	23.010	90	GREENWOOD	42.194	65	OWENS	41.166	16	27	GREEN	1:46.548	1:46.839	0.291
18	65	OWENS	23.054	74	THOMPSON	42.325	27	GREEN	41.406	17	47	ARCHER	1:46.631	1:46.894	0.263
19	35	LODGE	23.100	65	OWENS	42.457	47	ARCHER	41.505	18	65	OWENS	1:46.677	1:47.091	0.414
20	79	TAYLOR	23.102	54	OWEN	42.668	19	JOHNSON	41.542	19	90	GREENWOOD	1:47.141	1:47.658	0.517
21	90	GREENWOOD	23.241	79	TAYLOR	42.706	90	GREENWOOD	41.706	20	35	LODGE	1:47.198	1:47.198	0.000
22	47	ARCHER	23.297	19	JOHNSON	42.972	79	TAYLOR	41.770	21	19	JOHNSON	1:47.374	1:47.534	0.160
23	54	OWEN	23.342	35	LODGE	43.085	4	VALLELEY	42.126	22	79	TAYLOR	1:47.578	1:48.062	0.484
24	4	VALLELEY	23.472	7	ASHBY	43.093	54	OWEN	42.411	23	54	OWEN	1:48.421	1:48.542	0.121
25	7	ASHBY	23.706	4	VALLELEY	43.450	7	ASHBY	42.537	24	4	VALLELEY	1:49.048	1:49.322	0.274
26	44	BAYFORD	23.898	44	BAYFORD	44.146	44	BAYFORD	42.857	25	7	ASHBY	1:49.336	1:49.342	0.006
27	84	HERMANSSON	24.007	84	HERMANSSON	45.401	84	HERMANSSON	43.556	26	44	BAYFORD	1:50.901	1:51.202	0.301
28	100	CAMPBELL	25.872	100	CAMPBELL	46.710	100	CAMPBELL	45.229	27	84	HERMANSSON	1:52.964	1:53.106	0.142
29										28	100	CAMPBELL	1:57.811	1:57.811	0.000
										29	45	SIMPSON		1:40.379	

Weather / Track : Cloudy / Dry

Results can be found at www.tsl-timing.com

Donington Park GP
 Circuit Length = 2.4873 miles
 Start: 09:00 Flag 09:30 End: 09:32

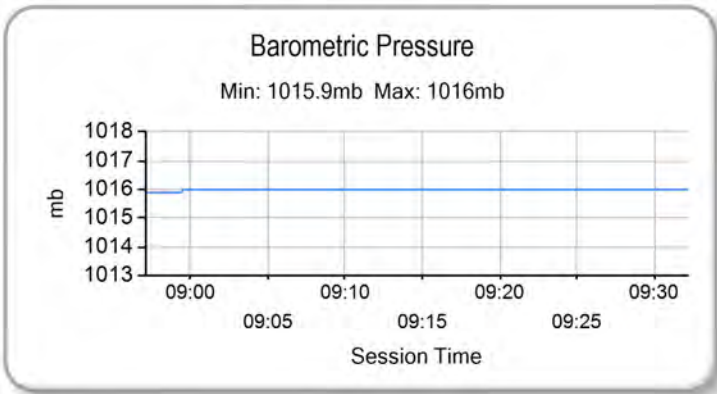
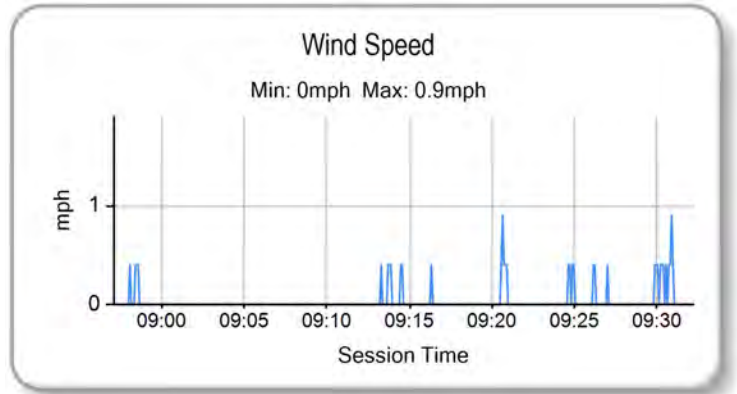
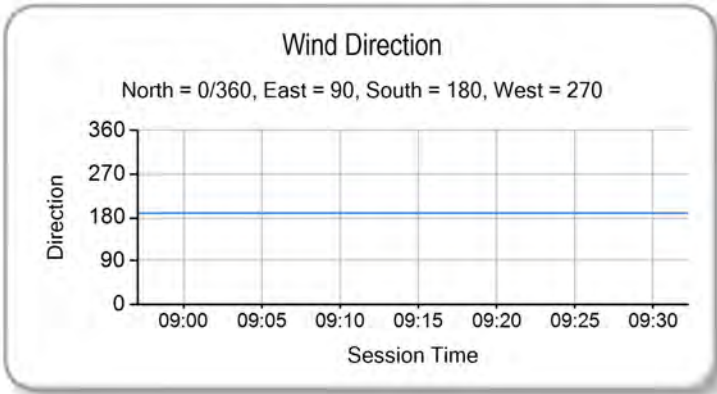
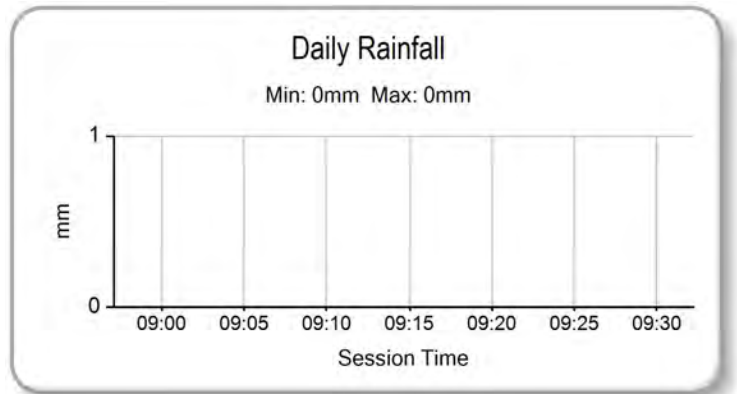
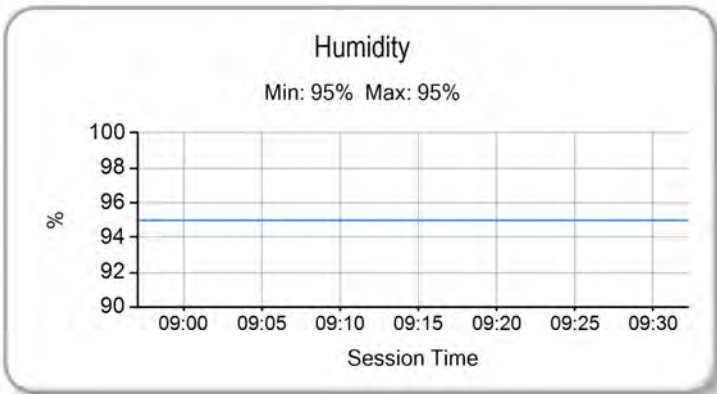
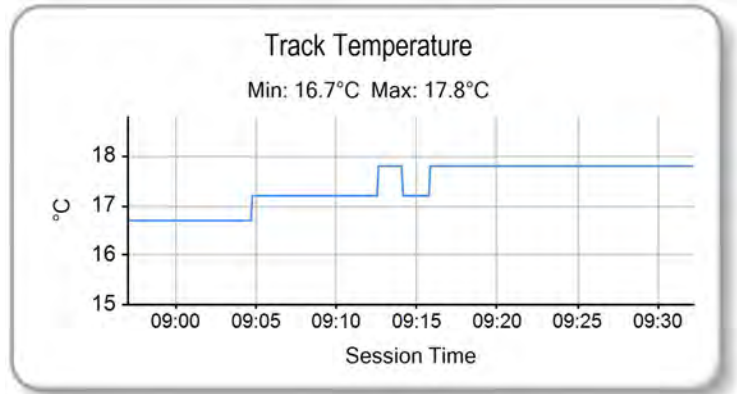
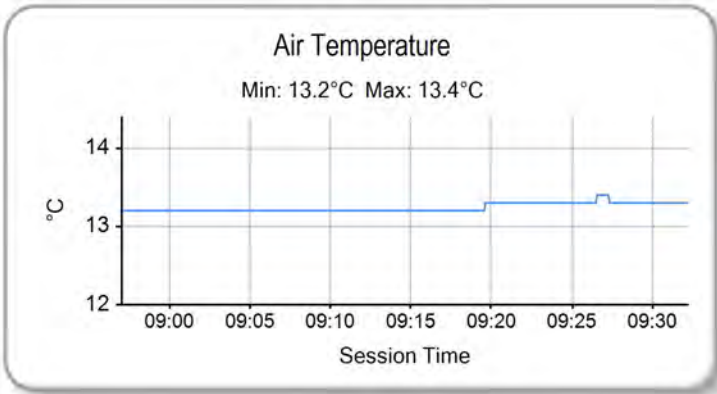
Printed - 09:34 Friday, 05 September 2014

MCRCB BULLETIN TK005

2014 MCE British Superbike Championship - Round 9

2014 Motul British Motostar Championship

FREE PRACTICE 1 - WEATHER CONDITIONS



Weather / Track : Cloudy / Dry

Results can be found at www.tsl-timing.com

Donington Park GP
Circuit Length = 2.4873 miles
Start: 09:00 Flag 09:30 End: 09:32

Printed - 09:35 Friday, 05 September 2014



POS	NO	CL	PIC NAME	ENTRY	TIME	ON	LAPS	GAP	DIFF	MPH
1	66	M3	1 Joe IRVING	KTM - Redline KTM	1:37.930	17	17			91.43
2	28		1 Bradley RAY	EE125 - FAB-Racing	1:38.074	14	15	0.144	0.144	91.30
3	34	M3	2 Jordan WEAVING	KTM - Jordan Racing / Burkert	1:38.852	18	18	0.922	0.778	90.58
4	45	M3	3 Oilly SIMPSON	KTM - Olly Simpson Racing	1:39.563	14	14	1.633	0.711	89.93
5	6		2 Taz TAYLOR	Luyten Honda - FPW Racing / Hookless Holidays	1:39.845	16	18	1.915	0.282	89.68
6	36	M3	4 Jayson URIBE	Honda - FPW Racing / RSR	1:40.767	7	8	2.837	0.922	88.86
7	64	M3	5 Asher DURHAM	Honda - Cresswell Racing	1:40.937	17	18	3.007	0.170	88.71
8	12		3 Edward RENDELL	Honda - Banks Racing	1:41.137	14	16	3.207	0.200	88.53
9	86	M3	6 Charlie NESBITT	Repli-Cast - Repli-Cast UK	1:41.273	18	18	3.343	0.136	88.41
10	42	M3	7 James HOBSON	KTM - Two 4 Motorsport with RS Racing	1:41.313	16	18	3.383	0.040	88.38
11	43		4 Arnie SHELTON	Honda - e3 Motorsport with Shelton Racing	1:42.761	11	14	4.831	1.448	87.13
12	25	M3	8 Mike BROUWERS	Honda - Joma / Brouwers Racing Team	1:42.793	14	16	4.863	0.032	87.11
13	65		5 Josh OWENS	Honda - RCD Motorsport	1:43.011	14	16	5.081	0.218	86.92
14	127		6 Georgina POLDEN	Honda - RS Racing	1:43.492	8	14	5.562	0.481	86.52
15	79	M3	9 Chris TAYLOR	Honda - Elevator Saddles & Bridles	1:44.094	14	14	6.164	0.602	86.02
16	74	M3	10 Joe THOMPSON	Repli-Cast - Repli-Cast UK	1:44.314	16	16	6.384	0.220	85.84
17	13	M3	11 Sam BURMAN	Honda - WNT / Burman Racing	1:44.640	15	16	6.710	0.326	85.57
18	35		7 Elliot LODGE	Honda - SP125 / Spike Racing	1:44.736	14	14	6.806	0.096	85.49
19	90		8 Greg GREENWOOD	Luyten Honda - FPW Racing	1:44.765	16	17	6.835	0.029	85.47
20	47		9 Jake ARCHER	Honda - Jake Archer Racing	1:45.521	17	17	7.591	0.756	84.85
21	142	M3	12 Brian SLOOTEN	Honda - Bakker Frames Holland	1:45.654	2	2	7.724	0.133	84.75
22	84		10 Daniel HERMANSSON	TSR Luyten - FPW Racing	1:45.871	12	13	7.941	0.217	84.57
23	19		11 Kai JOHNSON	Aprilia - Kinpac Racing	1:45.926	9	15	7.996	0.055	84.53
24	27	M3	13 Cat GREEN	Honda - Redline Racing	1:46.243	15	15	8.313	0.317	84.28
25	4		12 Louis VALLELEY	KTM - Century 21 / Cresswell Racing	1:47.680	9	15	9.750	1.437	83.15

QUALIFYING LAPTIME (110.0% of 1:37.930) = 1:47.723

26	44		13 Jake BAYFORD	Honda - SGR Racing	1:47.725	14	15	9.795	0.045	83.12
27	54		14 Bryn OWEN	Honda - Bryn Taff Racing	1:48.015	8	8	10.085	0.290	82.90
28	7		15 Jamie ASHBY	Honda - JPA Racing / SP125	1:48.301	14	16	10.371	0.286	82.68
29	18		16 Paul DOBB	Honda - PDR	1:50.062	8	11	12.132	1.761	81.35
30	100		17 Stephen CAMPBELL	Honda - Campbell Racing	1:52.842	4	9	14.912	2.780	79.35

Weather / Track : Cloudy / Dry

These results are provisional until the conclusion of any judicial and technical matters.

Donington Park GP

Circuit Length = 2.4873 miles

Start: 13:20 Flag 13:50 End: 13:52

Race Director :	Stewards :	Timekeeper :
-----------------	------------	--------------

Results can be found at www.britishsuperbike.com

Printed - 13:53 Friday, 05 September 2014



MCRCB BULLETIN TK032

2014 MCE British Superbike Championship - Round 9

2014 Motul British Motostar Championship

FREE PRACTICE 2 - SECTOR ANALYSIS

SECTOR 1 = FL to I1, SECTOR 2 = I1 to I2, SECTOR 3 = I2 to FL, DIFF = Difference To Personal Best Lap

P1 66 M3 Joe IRVING		KTM - Redline KTM								
IDEAL LAP TIME : 1:37.603		BEST LAP TIME : 1:37.930			DIFFERENCE : 0.327					
LAP	SECTOR 1	SECTOR 2		SECTOR 3		LAP TIME	MPH	DIFF	TIME OF DAY	
1 -	OUTLAP	108.9	41.168	122.6	39.764	92.7			13:21:46.363	
2 -	21.697	120.6	39.301	125.2	38.355	92.7	1:39.353	90.12	1.423	13:23:25.716
3 -	21.388	118.1	39.627	124.7	38.543	92.4	1:39.558	89.94	1.628	13:25:05.274
4 -	21.382	120.9	39.458	124.5	38.034	94.2	1:38.874	90.56	0.944	13:26:44.148
5 -	21.851	119.6	40.269	115.7	39.998	93.3	1:42.118	87.68	4.188	13:28:26.266
6 -	21.391	121.3	39.043	124.5	37.775	93.8	1:38.209	91.17	0.279	13:30:04.475
7 -	22.893	106.5	41.369	123.1	IN PIT		1:42.528	P 87.33	4.598	13:31:47.003
8 -	OUTLAP	113.1	39.852	126.8	38.223	94.0	3:59.863	37.33	2:21.933	13:35:46.866
9 -	21.695	122.6	39.706	125.4	37.728	92.8	1:39.129	90.33	1.199	13:37:25.995
10 -	21.438	121.5	39.024	124.9	37.788	93.1	1:38.250	91.13	0.320	13:39:04.245
11 -	21.411	123.8	39.126	124.7	37.588	93.6	1:38.125	(3) 91.25	0.195	13:40:42.370
12 -	21.291	121.1	39.097	125.2	37.790	93.3	1:38.178	91.20	0.248	13:42:20.548
13 -	21.327	120.2	39.168	125.9	37.858	92.5	1:38.353	91.04	0.423	13:43:58.901
14 -	23.043	107.2	42.854	112.4	41.194	93.9	1:47.091	83.61	9.161	13:45:45.992
15 -	21.332	122.6	39.084	124.9	39.689	93.8	1:40.105	89.45	2.175	13:47:26.097
16 -	21.390	122.6	38.809	125.9	37.912	94.7	1:38.111	(2) 91.26	0.181	13:49:04.208
17 -	21.301	123.8	39.126	125.6	37.503	94.6	1:37.930	(1) 91.43		13:50:42.138

P2 28 Bradley RAY		EE125 - FAB-Racing								
IDEAL LAP TIME : 1:38.029		BEST LAP TIME : 1:38.074			DIFFERENCE : 0.045					
LAP	SECTOR 1	SECTOR 2		SECTOR 3		LAP TIME	MPH	DIFF	TIME OF DAY	
1 -	OUTLAP	109.1	42.360	122.0	38.645	92.0			13:21:47.632	
2 -	21.629	122.2	40.253	123.1	38.080	92.1	1:39.962	89.57	1.888	13:23:27.594
3 -	21.685	120.6	39.580	123.8	38.212	91.1	1:39.477	90.01	1.403	13:25:07.071
4 -	21.518	124.0	39.587	124.5	38.729	92.1	1:39.834	89.69	1.760	13:26:46.905
5 -	22.597	113.7	42.461	109.2	IN PIT		1:44.140	P 85.98	6.066	13:28:31.045
6 -	OUTLAP	114.5	41.897	123.3	38.959	92.0	4:47.922	31.10	3:09.848	13:33:18.967
7 -	21.636	120.0	39.825	122.0	37.981	92.0	1:39.442	90.04	1.368	13:34:58.409
8 -	21.544	124.5	39.487	122.0	37.705	92.8	1:38.736	90.69	0.662	13:36:37.145
9 -	21.536	121.5	39.356	122.9	37.538	92.4	1:38.430	(3) 90.97	0.356	13:38:15.575
10 -	22.432	113.5	41.971	122.4	IN PIT		1:43.025	P 86.91	4.951	13:39:58.600
11 -	OUTLAP	115.3	41.021	123.3	38.192	92.4	3:27.797	43.09	1:49.723	13:43:26.397
12 -	22.144	111.4	40.378	123.3	38.550	92.4	1:41.072	88.59	2.998	13:45:07.469
13 -	22.229	116.9	40.403	124.0	38.756	92.9	1:41.388	88.31	3.314	13:46:48.857
14 -	21.358	120.6	39.229	123.5	37.487	93.3	1:38.074	(1) 91.30		13:48:26.931
15 -	21.313	123.3	39.390	124.2	37.650	93.1	1:38.353	(2) 91.04	0.279	13:50:05.284

P3 34 M3 Jordan WEAVING		KTM - Jordan Racing / Burkert								
IDEAL LAP TIME : 1:38.593		BEST LAP TIME : 1:38.852			DIFFERENCE : 0.259					
LAP	SECTOR 1	SECTOR 2		SECTOR 3		LAP TIME	MPH	DIFF	TIME OF DAY	
1 -	OUTLAP	104.8	42.878	114.3	39.930	90.3			13:22:04.725	
2 -	22.012	120.0	40.261	122.4	39.565	91.2	1:41.838	87.92	2.986	13:23:46.563
3 -	21.759	122.4	39.973	123.1	38.670	90.6	1:40.402	89.18	1.550	13:25:26.965
4 -	21.583	122.2	39.971	124.0	39.531	89.3	1:41.085	88.58	2.233	13:27:08.050
5 -	21.655	114.7	40.337	121.7	38.268	91.6	1:40.260	89.31	1.408	13:28:48.310
6 -	21.602	124.2	39.651	123.3	38.298	91.6	1:39.551	89.94	0.699	13:30:27.861
7 -	22.181	117.9	41.025	114.9	39.329	91.7	1:42.535	87.33	3.683	13:32:10.396
8 -	22.000	117.1	40.488	122.4	38.674	91.6	1:41.162	88.51	2.310	13:33:51.558
9 -	21.537	122.6	39.696	122.4	38.071	91.5	1:39.304	90.17	0.452	13:35:30.862
10 -	21.843	119.8	39.655	122.9	37.999	91.6	1:39.497	89.99	0.645	13:37:10.359
11 -	21.637	123.8	39.800	122.6	38.599	91.6	1:40.036	89.51	1.184	13:38:50.395
12 -	21.552	122.4	39.598	122.9	37.905	92.0	1:39.055	(2) 90.39	0.203	13:40:29.450
13 -	21.456	124.0	39.565	123.3	38.526	91.6	1:39.547	89.95	0.695	13:42:08.997
14 -	21.461	123.1	39.476	123.5	38.313	91.1	1:39.250	(3) 90.22	0.398	13:43:48.247
15 -	22.429	108.0	42.684	110.9	39.581	90.6	1:44.694	85.52	5.842	13:45:32.941
16 -	21.799	118.9	40.984	122.2	38.486	91.0	1:41.269	88.42	2.417	13:47:14.210
17 -	21.527	119.4	39.935	123.3	38.133	92.5	1:39.595	89.90	0.743	13:48:53.805
18 -	21.326	125.2	39.362	123.5	38.164	91.3	1:38.852	(1) 90.58		13:50:32.657

Weather / Track : Cloudy / Dry

Donington Park GP
Circuit Length = 2.4873 miles
Start: 13:20 Flag 13:50 End: 13:52

MCRCB BULLETIN TK032

2014 MCE British Superbike Championship - Round 9

2014 Motul British Motostar Championship

FREE PRACTICE 2 - SECTOR ANALYSIS

SECTOR 1 = FL to I1, SECTOR 2 = I1 to I2, SECTOR 3 = I2 to FL, DIFF = Difference To Personal Best Lap

P4		45 M3		Oilly SIMPSON		KTM - Oilly Simpson Racing					
IDEAL LAP TIME : 1:39.482		BEST LAP TIME : 1:39.563		DIFFERENCE : 0.081							
LAP	SECTOR 1	SECTOR 2		SECTOR 3		LAP TIME	MPH	DIFF	TIME OF DAY		
1 -	OUTLAP	105.3	41.626	121.7	38.904	91.0			13:21:48.197		
2 -	21.892	122.2	40.183	123.5	38.681	90.6	1:40.756	88.87	1.193	13:23:28.953	
3 -	21.882	118.7	39.889	122.6	38.344	91.6	1:40.115	89.44	0.552	13:25:09.068	
4 -	21.668	120.0	39.947	122.6	38.413	91.7	1:40.028	89.51	0.465	13:26:49.096	
5 -	21.756	120.6	40.402	120.9	IN PIT		1:38.728	P	90.69	13:28:27.824	
6 -	OUTLAP	110.7	41.545	121.3	38.681	91.1	5:54.565	25.25	4:15.002	13:34:22.389	
7 -	21.937	121.3	40.317	121.5	38.475	92.3	1:40.729	88.89	1.166	13:36:03.118	
8 -	21.825	120.2	39.851	121.3	38.181	91.9	1:39.857	(3)	89.67	0.294	13:37:42.975
9 -	21.785	120.9	40.221	122.2	38.160	91.6	1:40.166	89.39	0.603	13:39:23.141	
10 -	22.029	118.5	39.810	121.7	38.216	91.2	1:40.055	89.49	0.492	13:41:03.196	
11 -	22.985	114.1	39.990	122.0	IN PIT		1:40.305	P	89.27	0.742	13:42:43.501
12 -	OUTLAP	111.6	40.988	122.4	39.174	90.2	4:22.518	34.10	2:42.955	13:47:06.019	
13 -	21.892	118.5	39.807	121.5	38.123	91.1	1:39.822	(2)	89.70	0.259	13:48:45.841
14 -	21.749	121.7	39.781	121.1	38.033	92.5	1:39.563	(1)	89.93		13:50:25.404

P5		6		Taz TAYLOR		Luyten Honda - FPW Racing / Hookless Holidays					
IDEAL LAP TIME : 1:39.552		BEST LAP TIME : 1:39.845		DIFFERENCE : 0.293							
LAP	SECTOR 1	SECTOR 2		SECTOR 3		LAP TIME	MPH	DIFF	TIME OF DAY		
1 -	OUTLAP	110.9	41.782	120.2	39.519	90.4			13:21:47.058		
2 -	22.068	116.3	40.782	122.0	39.236	90.3	1:42.086	87.71	2.241	13:23:29.144	
3 -	21.958	114.9	39.955	122.9	38.989	90.4	1:40.902	88.74	1.057	13:25:10.046	
4 -	22.153	121.1	39.803	121.3	39.101	91.6	1:41.057	88.60	1.212	13:26:51.103	
5 -	21.669	119.4	39.685	122.4	40.603	90.7	1:41.957	87.82	2.112	13:28:33.060	
6 -	21.987	114.7	40.628	120.9	39.076	90.7	1:41.691	88.05	1.846	13:30:14.751	
7 -	22.129	115.5	39.932	122.0	38.843	91.0	1:40.904	88.74	1.059	13:31:55.655	
8 -	21.771	122.0	39.724	121.5	38.841	91.2	1:40.336	89.24	0.491	13:33:35.991	
9 -	21.696	122.9	39.865	120.9	38.898	91.3	1:40.459	89.13	0.614	13:35:16.450	
10 -	21.838	118.1	40.182	121.3	38.891	91.1	1:40.911	88.73	1.066	13:36:57.361	
11 -	22.959	101.2	47.141	93.4	IN PIT		1:52.068	P	79.90	12.223	13:38:49.429
12 -	OUTLAP	107.5	40.891	121.7	39.346	91.1	2:35.789	57.47	55.944	13:41:25.218	
13 -	22.248	111.6	41.733	121.7	38.828	90.6	1:42.809	87.09	2.964	13:43:08.027	
14 -	21.818	124.0	40.009	122.4	38.759	90.1	1:40.586	89.02	0.741	13:44:48.613	
15 -	21.668	121.7	39.619	122.0	38.572	91.1	1:39.859	(2)	89.67	0.014	13:46:28.472
16 -	21.631	118.7	39.623	122.0	38.591	91.3	1:39.845	(1)	89.68		13:48:08.317
17 -	21.764	120.2	39.349	122.2	38.831	91.0	1:39.944	(3)	89.59	0.099	13:49:48.261
18 -	21.808	116.7	39.610	121.1	39.524	78.0	1:40.942	88.70	1.097	13:51:29.203	

P6		36 M3		Jayson URIBE		Honda - FPW Racing / RSR					
IDEAL LAP TIME : 1:40.661		BEST LAP TIME : 1:40.767		DIFFERENCE : 0.106							
LAP	SECTOR 1	SECTOR 2		SECTOR 3		LAP TIME	MPH	DIFF	TIME OF DAY		
1 -	OUTLAP	101.9	42.877	118.7	39.840	89.9			13:21:49.134		
2 -	22.203	115.7	40.855	120.6	39.033	89.4	1:42.091	87.71	1.324	13:23:31.225	
3 -	22.066	114.1	40.296	121.1	38.709	90.4	1:41.071	(2)	88.59	0.304	13:25:12.296
4 -	22.010	117.7	40.368	120.4	38.779	89.4	1:41.157	(3)	88.52	0.390	13:26:53.453
5 -	22.051	118.1	40.667	119.6	38.603	90.6	1:41.321	88.37	0.554	13:28:34.774	
6 -	22.193	116.9	40.540	119.6	39.030	90.7	1:41.763	87.99	0.996	13:30:16.537	
7 -	21.879	117.3	40.402	120.6	38.486	90.6	1:40.767	(1)	88.86		13:31:57.304
8 -	22.153	116.3	43.202	110.1	IN PIT		1:46.887	P	83.77	6.120	13:33:44.191

P7		64 M3		Asher DURHAM		Honda - Cresswell Racing				
IDEAL LAP TIME : 1:40.763		BEST LAP TIME : 1:40.937		DIFFERENCE : 0.174						
LAP	SECTOR 1	SECTOR 2		SECTOR 3		LAP TIME	MPH	DIFF	TIME OF DAY	
1 -	OUTLAP	112.2	42.043	117.5	40.422	89.9			13:22:05.450	
2 -	22.132	119.8	40.293	123.3	40.239	91.5	1:42.664	87.22	1.727	13:23:48.114
3 -	22.352	114.5	40.581	122.9	40.756	90.6	1:43.689	86.35	2.752	13:25:31.803
4 -	21.987	121.1	40.377	121.1	40.103	90.7	1:42.467	87.38	1.530	13:27:14.270
5 -	22.211	116.7	40.364	121.5	40.112	91.3	1:42.687	87.20	1.750	13:28:56.957

Weather / Track : Cloudy / Dry

Donington Park GP

Circuit Length = 2.4873 miles

Start: 13:20 Flag 13:50 End: 13:52

MCRCB BULLETIN TK032

2014 MCE British Superbike Championship - Round 9

2014 Motul British Motostar Championship

FREE PRACTICE 2 - SECTOR ANALYSIS

SECTOR 1 = FL to I1, SECTOR 2 = I1 to I2, SECTOR 3 = I2 to FL, DIFF = Difference To Personal Best Lap

6 -	22.485	117.5	40.393	121.7	40.035	91.5	1:42.913	87.00	1.976	13:30:39.870
7 -	22.042	117.9	40.617	122.6	40.258	91.7	1:42.917	87.00	1.980	13:32:22.787
8 -	21.955	117.5	39.839	123.8	39.298	92.3	1:41.092 (2)	88.57	0.155	13:34:03.879
9 -	21.927	118.9	40.839	120.9	39.418	92.9	1:42.184	87.63	1.247	13:35:46.063
10 -	21.952	117.7	40.578	123.3	39.233	91.5	1:41.763	87.99	0.826	13:37:27.826
11 -	21.908	119.4	40.306	121.1	39.172	91.9	1:41.386	88.32	0.449	13:39:09.212
12 -	21.898	116.3	41.065	122.0	40.448	91.0	1:43.411	86.59	2.474	13:40:52.623
13 -	21.877	118.9	39.880	122.4	39.504	92.0	1:41.261 (3)	88.42	0.324	13:42:33.884
14 -	21.810	120.6	40.419	121.7	39.521	91.7	1:41.750	88.00	0.813	13:44:15.634
15 -	21.770	120.4	40.243	122.4	39.510	91.1	1:41.523	88.20	0.586	13:45:57.157
16 -	22.065	119.1	41.202	101.0	44.970	91.2	1:48.237	82.73	7.300	13:47:45.394
17 -	21.887	121.1	39.821	121.3	39.229	91.0	1:40.937 (1)	88.71		13:49:26.331
18 -	21.939	119.6	39.990	121.5	40.430	90.8	1:42.359	87.48	1.422	13:51:08.690

P8 12		Edward RENDELL				Honda - Banks Racing				
IDEAL LAP TIME : 1:40.742		BEST LAP TIME : 1:41.137				DIFFERENCE : 0.395				
LAP	SECTOR 1	SECTOR 2		SECTOR 3		LAP TIME	MPH	DIFF	TIME OF DAY	
1 -	OUTLAP	102.4	43.735	113.9	41.465	85.6				13:22:24.710
2 -	22.962	115.7	41.266	115.9	40.264	85.7	1:44.492	85.69	3.355	13:24:09.202
3 -	22.693	117.9	40.592	115.5	41.373	86.4	1:44.658	85.55	3.521	13:25:53.860
4 -	22.464	117.7	40.632	115.3	39.571	86.5	1:42.667	87.21	1.530	13:27:36.527
5 -	22.456	116.7	40.627	113.9	39.244	88.4	1:42.327	87.50	1.190	13:29:18.854
6 -	22.422	115.3	40.670	115.1	39.051	86.6	1:42.143	87.66	1.006	13:31:00.997
7 -	22.188	117.5	40.378	115.5	IN PIT		1:39.879 P	89.65		13:32:40.876
8 -	OUTLAP	115.1	40.894	116.3	39.592	84.0	5:28.961	27.22	3:47.824	13:38:09.837
9 -	23.065	115.9	40.554	116.7	39.243	88.2	1:42.862	87.05	1.725	13:39:52.699
10 -	22.326	117.9	40.894	117.1	38.843	87.6	1:42.063	87.73	0.926	13:41:34.762
11 -	22.110	119.4	40.214	117.9	38.952	87.7	1:41.276 (3)	88.41	0.139	13:43:16.038
12 -	22.048	120.0	40.537	116.9	38.680	87.6	1:41.265 (2)	88.42	0.128	13:44:57.303
13 -	22.233	118.5	40.420	117.1	39.043	87.6	1:41.696	88.05	0.559	13:46:38.999
14 -	22.034	117.9	40.182	116.7	38.921	85.8	1:41.137 (1)	88.53		13:48:20.136
15 -	22.124	118.1	40.028	117.7	39.163	89.1	1:41.315	88.38	0.178	13:50:01.451
16 -	22.278	118.9	41.085	115.5	39.033	88.1	1:42.396	87.44	1.259	13:51:43.847

P9 86 M3		Charlie NESBITT				Repli-Cast - Repli-Cast UK				
IDEAL LAP TIME : 1:41.006		BEST LAP TIME : 1:41.273				DIFFERENCE : 0.267				
LAP	SECTOR 1	SECTOR 2		SECTOR 3		LAP TIME	MPH	DIFF	TIME OF DAY	
1 -	OUTLAP	91.9	43.205	121.1	41.471	89.2				13:21:53.007
2 -	23.005	104.0	42.158	120.4	40.705	89.3	1:45.868	84.58	4.595	13:23:38.875
3 -	23.452	108.0	41.207	121.5	39.992	89.8	1:44.651	85.56	3.378	13:25:23.526
4 -	22.233	118.5	41.051	118.5	39.906	89.3	1:43.190	86.77	1.917	13:27:06.716
5 -	22.834	107.0	41.110	118.5	39.137	90.4	1:43.081	86.86	1.808	13:28:49.797
6 -	22.147	115.5	40.587	119.1	39.214	91.0	1:41.948	87.83	0.675	13:30:31.745
7 -	22.138	118.1	40.560	118.3	46.372	90.6	1:49.070	82.09	7.797	13:32:20.815
8 -	22.271	110.5	40.929	118.9	39.267	91.5	1:42.467	87.38	1.194	13:34:03.282
9 -	22.153	109.4	41.103	117.5	38.795	89.3	1:42.051	87.74	0.778	13:35:45.333
10 -	22.307	115.3	40.763	116.5	38.815	90.7	1:41.885	87.88	0.612	13:37:27.218
11 -	22.349	116.3	40.242	119.1	38.857	90.7	1:41.448 (3)	88.26	0.175	13:39:08.666
12 -	22.302	114.7	41.082	117.9	38.824	90.1	1:42.208	87.61	0.935	13:40:50.874
13 -	22.180	118.3	40.290	117.7	38.903	89.4	1:41.373 (2)	88.33	0.100	13:42:32.247
14 -	22.221	119.1	40.599	118.1	39.054	89.9	1:41.874	87.89	0.601	13:44:14.121
15 -	22.103	116.7	40.851	118.3	39.053	91.2	1:42.007	87.78	0.734	13:45:56.128
16 -	23.776	115.1	40.710	115.1	IN PIT		1:46.725 P	83.90	5.452	13:47:42.853
17 -	OUTLAP	106.6	40.501	120.0	38.661	90.6	2:07.046	70.48	25.773	13:49:49.899
18 -	22.172	117.5	40.266	118.9	38.835	89.7	1:41.273 (1)	88.41		13:51:31.172

P10 42 M3		James HOBSON				KTM - Two 4 Motorsport with RS Racing				
IDEAL LAP TIME : 1:41.057		BEST LAP TIME : 1:41.313				DIFFERENCE : 0.256				
LAP	SECTOR 1	SECTOR 2		SECTOR 3		LAP TIME	MPH	DIFF	TIME OF DAY	
1 -	OUTLAP	99.5	43.504	124.7	41.722	92.3				13:21:52.787
2 -	22.557	109.6	41.889	125.2	41.478	91.3	1:45.924	84.53	4.611	13:23:38.711
3 -	23.082	104.0	41.743	125.4	41.164	91.6	1:45.989	84.48	4.676	13:25:24.700

Weather / Track : Cloudy / Dry

Donington Park GP
Circuit Length = 2.4873 miles
Start: 13:20 Flag 13:50 End: 13:52

MCRCB BULLETIN TK032

2014 MCE British Superbike Championship - Round 9

2014 Motul British Motostar Championship

FREE PRACTICE 2 - SECTOR ANALYSIS

SECTOR 1 = FL to I1, SECTOR 2 = I1 to I2, SECTOR 3 = I2 to FL, DIFF = Difference To Personal Best Lap

4 -	22.219	116.9	40.788	125.2	39.837	92.8	1:42.844	87.06	1.531	13:27:07.544
5 -	22.319	103.4	41.375	123.8	40.511	93.1	1:44.205	85.93	2.892	13:28:51.749
6 -	22.099	117.3	40.815	124.9	39.716	92.4	1:42.630	87.24	1.317	13:30:34.379
7 -	22.388	117.5	40.718	125.6	39.801	92.7	1:42.907	87.01	1.594	13:32:17.286
8 -	22.038	117.7	40.775	124.7	44.504	85.8	1:47.317	83.43	6.004	13:34:04.603
9 -	22.393	116.1	40.733	125.2	40.180	93.2	1:43.306	86.67	1.993	13:35:47.909
10 -	22.115	109.8	40.963	124.5	39.553	92.0	1:42.631	87.24	1.318	13:37:30.540
11 -	21.991	118.5	40.286	124.9	39.434	92.0	1:41.711 (3)	88.03	0.398	13:39:12.251
12 -	21.872	119.1	40.385	125.4	39.800	92.3	1:42.057	87.73	0.744	13:40:54.308
13 -	21.971	119.6	40.285	124.9	39.263	91.9	1:41.519 (2)	88.20	0.206	13:42:35.827
14 -	21.917	116.3	40.754	122.0	42.216	91.0	1:44.887	85.37	3.574	13:44:20.714
15 -	21.990	119.1	40.233	125.6	40.036	93.3	1:42.259	87.56	0.946	13:46:02.973
16 -	21.762	122.0	40.281	124.9	39.270	93.3	1:41.313 (1)	88.38		13:47:44.286
17 -	21.803	117.3	40.269	124.5	40.092	93.1	1:42.164	87.64	0.851	13:49:26.450
18 -	22.136	115.5	40.032	125.4	39.785	92.8	1:41.953	87.82	0.640	13:51:08.403

P11 43		Arnie SHELTON				Honda - e3 Motorsport with Shelton Racing					
IDEAL LAP TIME : 1:42.473		BEST LAP TIME : 1:42.761				DIFFERENCE : 0.288					
LAP	SECTOR 1	SECTOR 2	SECTOR 3	LAP TIME	MPH	DIFF	TIME OF DAY				
1 -	OUTLAP	99.7	44.389	117.7	41.991	86.1					13:24:02.249
2 -	23.248	111.1	42.359	116.9	41.381	88.8	1:46.988	83.69	4.227		13:25:49.237
3 -	22.580	107.3	41.313	117.9	40.781	88.6	1:44.674	85.54	1.913		13:27:33.911
4 -	22.606	111.1	41.343	116.7	40.726	88.1	1:44.675	85.54	1.914		13:29:18.586
5 -	22.658	109.1	40.978	119.4	39.761	89.9	1:43.397	86.60	0.636		13:31:01.983
6 -	22.227	111.6	40.618	120.0	39.928	89.7	1:42.773 (2)	87.12	0.012		13:32:44.756
7 -	23.065	111.1	44.598	87.1	IN PIT		1:48.060 P	82.86	5.299		13:34:32.816
8 -	OUTLAP	103.2	43.417	117.5	41.802	88.3	5:39.929	26.34	3:57.168		13:40:12.745
9 -	22.434	111.4	41.037	118.3	39.973	89.9	1:43.444	86.56	0.683		13:41:56.189
10 -	22.462	110.5	41.367	119.8	40.266	89.6	1:44.095	86.02	1.334		13:43:40.284
11 -	22.257	109.8	40.628	119.1	39.876	88.4	1:42.761 (1)	87.13			13:45:23.045
12 -	22.466	114.3	41.051	119.4	40.022	90.6	1:43.539	86.48	0.778		13:47:06.584
13 -	22.094	114.7	40.924	118.7	39.937	89.7	1:42.955 (3)	86.97	0.194		13:48:49.539
14 -	22.269	112.0	40.747	118.5	40.338	89.9	1:43.354	86.63	0.593		13:50:32.893

P12 25 M3		Mike BROUWERS				Honda - Joma / Brouwers Racing Team					
IDEAL LAP TIME : 1:42.560		BEST LAP TIME : 1:42.793				DIFFERENCE : 0.233					
LAP	SECTOR 1	SECTOR 2	SECTOR 3	LAP TIME	MPH	DIFF	TIME OF DAY				
1 -	OUTLAP	105.3	42.614	116.9	40.991	86.5					13:24:23.565
2 -	22.563	114.1	41.867	117.1	40.339	88.1	1:44.769	85.46	1.976		13:26:08.334
3 -	22.673	115.1	41.332	116.9	40.192	87.6	1:44.197	85.93	1.404		13:27:52.531
4 -	22.285	116.7	40.960	117.5	40.878	88.1	1:44.123	85.99	1.330		13:29:36.654
5 -	22.961	112.5	42.549	119.1	IN PIT		1:46.386 P	84.16	3.593		13:31:23.040
6 -	OUTLAP	115.1	41.381	117.5	40.162	88.2	2:18.996	64.42	36.203		13:33:42.036
7 -	22.551	117.1	41.578	114.9	40.291	87.7	1:44.420	85.75	1.627		13:35:26.456
8 -	22.619	113.7	41.143	117.1	39.668	87.6	1:43.430	86.57	0.637		13:37:09.886
9 -	22.446	120.4	40.953	118.3	IN PIT		1:41.310 P	88.38			13:38:51.196
10 -	OUTLAP	104.8	41.575	117.1	39.923	87.6	2:33.535	58.32	50.742		13:41:24.731
11 -	22.482	115.1	42.064	117.5	39.815	88.2	1:44.361	85.80	1.568		13:43:09.092
12 -	22.513	117.1	40.803	118.7	39.663	88.2	1:42.979 (2)	86.95	0.186		13:44:52.071
13 -	22.337	117.5	40.820	118.5	39.983	88.2	1:43.140 (3)	86.81	0.347		13:46:35.211
14 -	22.403	119.6	40.612	118.3	39.778	88.8	1:42.793 (1)	87.11			13:48:18.004
15 -	22.322	119.6	40.842	119.8	40.219	88.2	1:43.383	86.61	0.590		13:50:01.387
16 -	22.549	113.7	41.143	119.8	39.878	88.6	1:43.570	86.45	0.777		13:51:44.957

P13 65		Josh OWENS				Honda - RCD Motorsport					
IDEAL LAP TIME : 1:42.560		BEST LAP TIME : 1:43.011				DIFFERENCE : 0.451					
LAP	SECTOR 1	SECTOR 2	SECTOR 3	LAP TIME	MPH	DIFF	TIME OF DAY				
1 -	OUTLAP	97.3	43.650	117.9	42.837	87.5					13:21:54.402
2 -	23.163	109.6	42.616	116.7	41.071	87.5	1:46.850	83.80	3.839		13:23:41.252
3 -	22.809	114.1	41.549	117.9	40.230	86.6	1:44.588	85.61	1.577		13:25:25.840
4 -	22.476	114.3	41.830	120.6	IN PIT		1:45.137 P	85.16	2.126		13:27:10.977
5 -	OUTLAP	109.1	42.832	116.1	40.129	87.7	3:18.467	45.11	1:35.456		13:30:29.444

Weather / Track : Cloudy / Dry

Donington Park GP

Circuit Length = 2.4873 miles

Start: 13:20 Flag 13:50 End: 13:52

MCRCB BULLETIN TK032

2014 MCE British Superbike Championship - Round 9

2014 Motul British Motostar Championship

FREE PRACTICE 2 - SECTOR ANALYSIS

SECTOR 1 = FL to I1, SECTOR 2 = I1 to I2, SECTOR 3 = I2 to FL, DIFF = Difference To Personal Best Lap

6 -	22.542	118.5	41.206	119.1	39.691	88.7	1:43.439 (3)	86.56	0.428	13:32:12.883
7 -	22.379	119.4	41.619	118.9	43.234	75.5	1:47.232	83.50	4.221	13:34:00.115
8 -	25.214	104.6	41.892	118.1	40.058	89.6	1:47.164	83.55	4.153	13:35:47.279
9 -	22.344	113.3	42.203	117.5	39.771	88.6	1:44.318	85.83	1.307	13:37:31.597
10 -	22.331	116.5	40.734	117.9	59.207	85.9	2:02.272	73.23	19.261	13:39:33.869
11 -	22.959	114.5	42.976	111.1	IN PIT		1:48.214	P 82.74	5.203	13:41:22.083
12 -	OUTLAP	109.1	42.093	118.1	40.171	88.0	3:28.951	42.85	1:45.940	13:44:51.034
13 -	22.573	115.1	41.010	117.5	40.012	88.3	1:43.595	86.43	0.584	13:46:34.629
14 -	22.212	118.5	40.918	116.9	39.881	89.1	1:43.011 (1)	86.92		13:48:17.640
15 -	22.266	118.7	41.111	117.1	40.031	89.1	1:43.408 (2)	86.59	0.397	13:50:01.048
16 -	22.459	115.9	41.422	117.3	39.614	88.2	1:43.495	86.52	0.484	13:51:44.543

P14 127		Georgina POLDEN				Honda - RS Racing				
IDEAL LAP TIME : 1:43.060		BEST LAP TIME : 1:43.492		DIFFERENCE : 0.432						
LAP	SECTOR 1	SECTOR 2	SECTOR 3	LAP TIME	MPH	DIFF	TIME OF DAY			
1 -	OUTLAP	97.6	43.740	121.7	41.302	90.7			13:21:52.336	
2 -	22.763	102.9	42.032	124.7	40.832	87.6	1:45.627	84.77	2.135	13:23:37.963
3 -	22.893	104.3	41.312	123.1	40.133	90.6	1:44.338	85.82	0.846	13:25:22.301
4 -	22.509	105.0	41.737	121.5	40.321	91.6	1:44.567	85.63	1.075	13:27:06.868
5 -	22.558	103.7	41.611	120.4	41.208	92.1	1:45.377	84.97	1.885	13:28:52.245
6 -	22.375	105.8	41.157	123.5	IN PIT		1:42.490	P 87.36		13:30:34.735
7 -	OUTLAP	103.5	42.643	116.1	42.252	91.3	4:00.077	37.29	2:16.585	13:34:34.812
8 -	22.275	107.3	41.055	121.7	40.162	91.2	1:43.492 (1)	86.52		13:36:18.304
9 -	22.815	107.3	41.488	124.0	39.742	90.6	1:44.045 (3)	86.06	0.553	13:38:02.349
10 -	22.393	107.8	41.491	123.8	39.730	91.2	1:43.614 (2)	86.42	0.122	13:39:45.963
11 -	22.481	108.5	42.361	123.1	40.848	91.2	1:45.690	84.72	2.198	13:41:31.653
12 -	22.624	103.0	43.845	120.4	40.476	89.8	1:46.945	83.72	3.453	13:43:18.598
13 -	23.025	104.6	42.090	123.1	43.418	89.8	1:48.533	82.50	5.041	13:45:07.131
14 -	25.264	97.5	42.825	122.6	IN PIT		1:50.034	P 81.37	6.542	13:46:57.165

P15 79 M3		Chris TAYLOR				Honda - Elevator Saddles & Bridles				
IDEAL LAP TIME : 1:44.005		BEST LAP TIME : 1:44.094		DIFFERENCE : 0.089						
LAP	SECTOR 1	SECTOR 2	SECTOR 3	LAP TIME	MPH	DIFF	TIME OF DAY			
1 -	OUTLAP	89.4	47.434	101.6	47.153	86.9			13:25:57.374	
2 -	24.309	104.6	43.895	118.1	42.884	85.1	1:51.088	80.60	6.994	13:27:48.462
3 -	23.460	106.3	42.892	118.5	41.691	88.1	1:48.043	82.87	3.949	13:29:36.505
4 -	22.941	109.6	42.489	119.4	41.277	88.6	1:46.707	83.91	2.613	13:31:23.212
5 -	22.899	110.5	42.534	119.4	IN PIT		1:47.909	P 82.98	3.815	13:33:11.121
6 -	OUTLAP	105.1	42.835	119.1	42.973	90.2	2:06.413	70.83	22.319	13:35:17.534
7 -	22.778	105.1	42.126	119.1	40.618	89.1	1:45.522	84.85	1.428	13:37:03.056
8 -	22.863	108.2	41.714	119.4	41.105	88.7	1:45.682	84.73	1.588	13:38:48.738
9 -	22.703	108.7	41.799	120.2	40.396	88.9	1:44.898 (3)	85.36	0.804	13:40:33.636
10 -	22.679	110.1	41.961	118.9	43.943	88.2	1:48.583	82.46	4.489	13:42:22.219
11 -	22.668	109.6	41.732	118.9	IN PIT		1:44.881	P 85.37	0.787	13:44:07.100
12 -	OUTLAP	105.6	42.107	119.6	40.788	88.9	2:32.828	58.59	48.734	13:46:39.928
13 -	22.504	108.2	41.525	119.4	40.593	89.7	1:44.622 (2)	85.58	0.528	13:48:24.550
14 -	22.499	111.1	41.614	119.8	39.981	89.7	1:44.094 (1)	86.02		13:50:08.644

P16 74 M3		Joe THOMPSON				Repli-Cast - Repli-Cast UK				
IDEAL LAP TIME : 1:44.155		BEST LAP TIME : 1:44.314		DIFFERENCE : 0.159						
LAP	SECTOR 1	SECTOR 2	SECTOR 3	LAP TIME	MPH	DIFF	TIME OF DAY			
1 -	OUTLAP	89.1	44.919	116.7	42.701	87.7			13:21:56.775	
2 -	23.268	104.8	42.232	117.5	41.052	87.5	1:46.552	84.03	2.238	13:23:43.327
3 -	22.938	109.6	41.800	117.9	57.554	86.2	2:02.292	73.22	17.978	13:25:45.619
4 -	23.115	105.5	42.331	113.9	IN PIT		1:49.527	P 81.75	5.213	13:27:35.146
5 -	OUTLAP	97.8	45.660	111.6	43.790	88.1	2:54.941	51.18	1:10.627	13:30:30.087
6 -	22.836	109.8	41.914	118.9	40.766	87.8	1:45.516	84.86	1.202	13:32:15.603
7 -	22.758	112.0	41.918	116.3	41.569	88.0	1:46.245	84.28	1.931	13:34:01.848
8 -	23.083	103.7	42.689	118.5	41.083	88.1	1:46.855	83.80	2.541	13:35:48.703
9 -	22.655	113.5	41.933	117.1	IN PIT		1:46.544	P 84.04	2.230	13:37:35.247
10 -	OUTLAP	90.4	43.356	117.5	41.468	88.4	3:19.638	44.85	1:35.324	13:40:54.885
11 -	22.749	110.3	42.195	117.5	40.826	87.7	1:45.770	84.65	1.456	13:42:40.655

Weather / Track : Cloudy / Dry

Donington Park GP
Circuit Length = 2.4873 miles
Start: 13:20 Flag 13:50 End: 13:52

MCRCB BULLETIN TK032

2014 MCE British Superbike Championship - Round 9

2014 Motul British Motostar Championship

FREE PRACTICE 2 - SECTOR ANALYSIS

SECTOR 1 = FL to I1, SECTOR 2 = I1 to I2, SECTOR 3 = I2 to FL, DIFF = Difference To Personal Best Lap

12 -	22.806	110.3	41.863	117.3	46.364	82.9	1:51.033	80.64	6.719	13:44:31.688
13 -	23.184	106.0	42.158	116.3	41.082	87.2	1:46.424	84.13	2.110	13:46:18.112
14 -	22.793	112.4	41.775	117.1	40.477	87.8	1:45.045 (3)	85.24	0.731	13:48:03.157
15 -	22.728	107.7	41.565	116.9	40.179	88.0	1:44.472 (2)	85.71	0.158	13:49:47.629
16 -	22.661	109.8	41.321	117.7	40.332	88.6	1:44.314 (1)	85.84		13:51:31.943

P17 13 M3 Sam BURMAN		Honda - WNT / Burman Racing								
IDEAL LAP TIME : 1:44.375		BEST LAP TIME : 1:44.640			DIFFERENCE : 0.265					
LAP	SECTOR 1	SECTOR 2	SECTOR 3	LAP TIME	MPH	DIFF	TIME OF DAY			
1 -	OUTLAP	103.7	43.261	119.8	41.469	87.2				13:21:50.956
2 -	23.341	110.5	42.789	118.9	41.360	88.2	1:47.490	83.30	2.850	13:23:38.446
3 -	23.126	110.9	41.911	120.2	41.501	88.4	1:46.538	84.04	1.898	13:25:24.984
4 -	22.940	110.3	42.111	120.6	40.563	88.7	1:45.614	84.78	0.974	13:27:10.598
5 -	23.007	107.8	42.147	118.1	40.848	88.7	1:46.002	84.47	1.362	13:28:56.600
6 -	23.239	108.0	41.940	119.6	40.388	89.3	1:45.567	84.82	0.927	13:30:42.167
7 -	22.910	112.4	41.765	120.2	40.314	89.7	1:44.989	85.28	0.349	13:32:27.156
8 -	23.875	99.4	43.038	118.1	IN PIT		1:46.663 P	83.95	2.023	13:34:13.819
9 -	OUTLAP	98.3	43.469	118.5	41.124	88.8	4:18.601	34.62	2:33.961	13:38:32.420
10 -	22.959	110.0	42.482	119.1	40.755	88.9	1:46.196	84.32	1.556	13:40:18.616
11 -	23.098	110.0	42.025	119.1	40.554	89.2	1:45.677	84.73	1.037	13:42:04.293
12 -	22.991	110.5	41.766	119.8	40.614	89.1	1:45.371	84.98	0.731	13:43:49.664
13 -	22.773	112.0	41.769	120.0	40.466	90.2	1:45.008	85.27	0.368	13:45:34.672
14 -	22.899	111.6	41.504	120.2	40.477	89.4	1:44.880 (3)	85.37	0.240	13:47:19.552
15 -	22.925	113.5	41.507	119.6	40.208	90.1	1:44.640 (1)	85.57		13:49:04.192
16 -	22.692	112.9	41.475	120.9	40.475	89.4	1:44.642 (2)	85.57	0.002	13:50:48.834

P18 35 Elliot LODGE		Honda - SP125 / Spike Racing								
IDEAL LAP TIME : 1:44.318		BEST LAP TIME : 1:44.736			DIFFERENCE : 0.418					
LAP	SECTOR 1	SECTOR 2	SECTOR 3	LAP TIME	MPH	DIFF	TIME OF DAY			
1 -	OUTLAP	99.7	43.409	117.9	50.315	88.6				13:22:25.375
2 -	22.904	110.1	43.042	114.5	IN PIT		1:48.417 P	82.59	3.681	13:24:13.792
3 -	OUTLAP	102.4	42.886	115.3	41.464	88.2	4:28.066	33.40	2:43.330	13:28:41.858
4 -	22.802	110.0	42.466	117.1	40.491	88.4	1:45.759	84.66	1.023	13:30:27.617
5 -	22.677	110.3	41.734	118.9	IN PIT		1:43.094 P	86.85		13:32:10.711
6 -	OUTLAP	105.8	43.235	116.1	40.957	87.6	4:21.809	34.20	2:37.073	13:36:32.520
7 -	23.489	101.8	42.629	117.1	40.614	86.6	1:46.732	83.89	1.996	13:38:19.252
8 -	22.735	116.9	41.927	117.7	40.552	87.5	1:45.214	85.10	0.478	13:40:04.466
9 -	23.234	106.3	42.195	118.7	40.780	87.7	1:46.209	84.30	1.473	13:41:50.675
10 -	22.707	117.3	41.647	118.3	40.777	87.1	1:45.131 (3)	85.17	0.395	13:43:35.806
11 -	23.002	108.5	41.824	115.7	40.465	88.6	1:45.291	85.04	0.555	13:45:21.097
12 -	22.990	109.2	42.483	114.9	40.420	88.7	1:45.893	84.56	1.157	13:47:06.990
13 -	22.580	118.1	41.850	116.1	40.326	88.6	1:44.756 (2)	85.47	0.020	13:48:51.746
14 -	22.741	117.9	41.412	118.1	40.583	88.4	1:44.736 (1)	85.49		13:50:36.482

P19 90 Greg GREENWOOD		Luyten Honda - FPW Racing								
IDEAL LAP TIME : 1:44.268		BEST LAP TIME : 1:44.765			DIFFERENCE : 0.497					
LAP	SECTOR 1	SECTOR 2	SECTOR 3	LAP TIME	MPH	DIFF	TIME OF DAY			
1 -	OUTLAP	100.1	44.234	115.5	42.738	86.2				13:21:53.957
2 -	23.373	108.9	42.799	116.5	42.029	86.4	1:48.201	82.75	3.436	13:23:42.158
3 -	23.024	113.9	42.101	116.5	41.182	86.5	1:46.307	84.23	1.542	13:25:28.465
4 -	23.207	114.7	42.650	115.9	42.407	87.6	1:48.264	82.70	3.499	13:27:16.729
5 -	23.103	115.3	42.720	115.5	42.542	86.4	1:48.365	82.63	3.600	13:29:05.094
6 -	23.193	113.1	42.208	115.7	41.298	85.6	1:46.699	83.92	1.934	13:30:51.793
7 -	22.913	116.5	42.662	115.9	41.181	86.9	1:46.756	83.87	1.991	13:32:38.549
8 -	23.113	115.9	42.260	116.1	40.758	87.2	1:46.131	84.37	1.366	13:34:24.680
9 -	22.869	117.5	41.798	116.7	41.714	87.6	1:46.381	84.17	1.616	13:36:11.061
10 -	22.940	117.9	42.165	116.1	40.996	86.6	1:46.101	84.39	1.336	13:37:57.162
11 -	22.976	112.2	42.071	115.5	41.002	86.9	1:46.049	84.43	1.284	13:39:43.211
12 -	22.878	118.5	41.815	117.3	41.113	86.4	1:45.806	84.63	1.041	13:41:29.017
13 -	22.837	116.7	41.622	117.9	40.771	86.6	1:45.230 (2)	85.09	0.465	13:43:14.247
14 -	23.060	112.4	41.790	118.1	40.447	86.8	1:45.297 (3)	85.03	0.532	13:44:59.544
15 -	22.934	106.8	42.153	115.9	42.589	79.6	1:47.676	83.16	2.911	13:46:47.220

Donington Park GP
 Circuit Length = 2.4873 miles
 Start: 13:20 Flag 13:50 End: 13:52

Weather / Track : Cloudy / Dry

MCRCB BULLETIN TK032

2014 MCE British Superbike Championship - Round 9

2014 Motul British Motostar Championship

FREE PRACTICE 2 - SECTOR ANALYSIS

SECTOR 1 = FL to I1, SECTOR 2 = I1 to I2, SECTOR 3 = I2 to FL, DIFF = Difference To Personal Best Lap

16 -	23.334	115.5	41.070	117.1	40.361	86.9	1:44.765 (1)	85.47			13:48:31.985
17 -	23.086	109.1	41.905	116.3	40.571	85.7	1:45.562	84.82	0.797		13:50:17.547

P20 47		Jake ARCHER					Honda - Jake Archer Racing					
IDEAL LAP TIME : 1:45.180		BEST LAP TIME : 1:45.521					DIFFERENCE : 0.341					
LAP	SECTOR 1	SECTOR 2		SECTOR 3		LAP TIME	MPH	DIFF	TIME OF DAY			
1 -	OUTLAP	107.2	43.716	115.1	44.071	86.6					13:21:59.142	
2 -	23.520	113.9	42.629	118.1	42.683	86.8	1:48.832	82.27	3.311		13:23:47.974	
3 -	23.364	114.1	42.207	117.9	42.476	87.3	1:48.047	82.87	2.526		13:25:36.021	
4 -	23.324	111.8	41.628	118.1	42.030	87.2	1:46.982	83.70	1.461		13:27:23.003	
5 -	23.230	111.8	42.405	116.5	42.183	87.1	1:47.818	83.05	2.297		13:29:10.821	
6 -	23.254	110.9	41.812	117.3	41.664	87.2	1:46.730	83.89	1.209		13:30:57.551	
7 -	23.142	114.5	41.654	115.7	41.552	87.1	1:46.348	84.19	0.827		13:32:43.899	
8 -	23.376	114.5	41.984	115.9	41.673	87.2	1:47.033	83.66	1.512		13:34:30.932	
9 -	23.236	115.3	41.873	116.1	41.845	87.2	1:46.954	83.72	1.433		13:36:17.886	
10 -	23.349	105.8	42.406	117.5	41.783	87.0	1:47.538	83.26	2.017		13:38:05.424	
11 -	23.211	116.1	41.393	116.9	42.627	86.1	1:47.231	83.50	1.710		13:39:52.655	
12 -	23.514	115.1	41.394	117.9	41.395	86.3	1:46.303	84.23	0.782		13:41:38.958	
13 -	23.128	117.9	41.454	116.7	41.669	86.9	1:46.251	84.27	0.730		13:43:25.209	
14 -	23.569	109.8	41.418	117.5	41.237	86.9	1:46.224	84.29	0.703		13:45:11.433	
15 -	22.997	117.7	41.344	118.1	41.258	87.0	1:45.599 (2)	84.79	0.078		13:46:57.032	
16 -	22.985	117.7	41.329	116.3	41.553	87.3	1:45.867 (3)	84.58	0.346		13:48:42.899	
17 -	23.108	118.9	41.547	117.1	40.866	87.5	1:45.521 (1)	84.85			13:50:28.420	

P21 142 M3		Brian SLOOTEN					Honda - Bakker Frames Holland					
IDEAL LAP TIME : 1:45.095		BEST LAP TIME : 1:45.654					DIFFERENCE : 0.559					
LAP	SECTOR 1	SECTOR 2		SECTOR 3		LAP TIME	MPH	DIFF	TIME OF DAY			
1 -	OUTLAP	100.7	43.684	118.5	43.070	88.0					13:21:58.638	
2 -	23.035	112.0	41.826	121.1	40.793	89.7	1:45.654 (1)	84.75			13:23:44.292	

P22 84		Daniel HERMANSSON					TSR Luyten - FPW Racing					
IDEAL LAP TIME : 1:45.871		BEST LAP TIME : 1:45.871					DIFFERENCE : 0.000					
LAP	SECTOR 1	SECTOR 2		SECTOR 3		LAP TIME	MPH	DIFF	TIME OF DAY			
1 -	OUTLAP	96.1	45.920	110.1	IN PIT						13:22:03.043	
2 -	OUTLAP	101.6	44.249	116.1	45.033	83.1	5:09.824	28.90	3:23.953		13:27:12.867	
3 -	24.377	101.3	44.642	113.7	IN PIT		1:51.969	P	79.97	6.098	13:29:04.836	
4 -	OUTLAP	97.6	44.261	115.5	42.727	86.9	5:14.081	28.51	3:28.210		13:34:18.917	
5 -	23.920	104.0	43.471	115.3	42.306	87.5	1:49.697	81.62	3.826		13:36:08.614	
6 -	23.470	114.1	43.753	114.9	41.893	86.8	1:49.116	82.06	3.245		13:37:57.730	
7 -	23.267	115.1	42.674	116.1	41.281	87.1	1:47.222	83.51	1.351		13:39:44.952	
8 -	22.836	114.7	42.103	116.5	41.216	87.0	1:46.155 (2)	84.35	0.284		13:41:31.107	
9 -	22.856	115.3	42.341	116.1	41.430	87.3	1:46.627	83.97	0.756		13:43:17.734	
10 -	22.860	114.9	42.217	116.7	41.180	86.2	1:46.257 (3)	84.27	0.386		13:45:03.991	
11 -	23.091	115.3	42.329	115.3	41.263	87.6	1:46.683	83.93	0.812		13:46:50.674	
12 -	22.705	115.3	42.097	115.5	41.069	86.9	1:45.871 (1)	84.57			13:48:36.545	
13 -	23.173	114.9	42.122	115.3	41.114	87.2	1:46.409	84.15	0.538		13:50:22.954	

P23 19		Kai JOHNSON					Aprilia - Kinpac Racing					
IDEAL LAP TIME : 1:45.418		BEST LAP TIME : 1:45.926					DIFFERENCE : 0.508					
LAP	SECTOR 1	SECTOR 2		SECTOR 3		LAP TIME	MPH	DIFF	TIME OF DAY			
1 -	OUTLAP	85.7	45.180	112.2	44.077	85.1					13:21:58.840	
2 -	23.367	102.6	42.881	113.1	42.306	84.9	1:48.554	82.48	2.628		13:23:47.394	
3 -	23.276	105.1	42.618	115.3	42.077	85.5	1:47.971	82.93	2.045		13:25:35.365	
4 -	22.890	113.5	42.513	113.3	42.170	83.6	1:47.573	83.24	1.647		13:27:22.938	
5 -	22.969	108.7	42.552	114.1	41.492	85.4	1:47.013	83.67	1.087		13:29:09.951	
6 -	22.998	115.1	42.733	113.3	42.117	86.6	1:47.848	83.02	1.922		13:30:57.799	
7 -	23.148	109.6	42.182	114.9	41.191	85.5	1:46.521	84.06	0.595		13:32:44.320	
8 -	23.277	109.8	41.832	115.5	41.830	86.3	1:46.939	83.73	1.013		13:34:31.259	
9 -	23.140	107.0	41.668	117.5	41.118	85.7	1:45.926 (1)	84.53			13:36:17.185	
10 -	23.123	103.2	42.359	114.3	41.498	84.6	1:46.980	83.70	1.054		13:38:04.165	

Donington Park GP

Circuit Length = 2.4873 miles

Start: 13:20 Flag 13:50 End: 13:52

Weather / Track : Cloudy / Dry

MCRCB BULLETIN TK032

2014 MCE British Superbike Championship - Round 9

2014 Motul British Motostar Championship

FREE PRACTICE 2 - SECTOR ANALYSIS

SECTOR 1 = FL to I1, SECTOR 2 = I1 to I2, SECTOR 3 = I2 to FL, DIFF = Difference To Personal Best Lap

11 -	22.902	117.1	41.927	114.1	42.824	84.0	1:47.653	83.17	1.727	13:39:51.818
12 -	22.922	114.5	42.130	115.5	42.290	86.1	1:47.342	83.41	1.416	13:41:39.160
13 -	23.154	105.3	41.751	116.1	41.277	87.1	1:46.182 (2)	84.33	0.256	13:43:25.342
14 -	23.061	115.1	42.203	113.9	41.181	86.6	1:46.445 (3)	84.12	0.519	13:45:11.787
15 -	22.937	109.1	41.410	116.5	IN PIT		1:46.786 P	83.85	0.860	13:46:58.573

P24 27 M3 Cat GREEN

Honda - Redline Racing

IDEAL LAP TIME : 1:45.974

BEST LAP TIME : 1:46.243

DIFFERENCE : 0.269

LAP	SECTOR 1	SECTOR 2	SECTOR 3	LAP TIME	MPH	DIFF	TIME OF DAY			
1 -	OUTLAP	91.4	44.556	118.9	43.040	88.9	13:21:57.221			
2 -	23.363	110.1	42.669	120.4	41.874	88.7	1:47.906	82.98	1.663	13:23:45.127
3 -	22.985	109.8	42.865	121.5	42.445	87.5	1:48.295	82.68	2.052	13:25:33.422
4 -	23.176	108.0	42.656	119.1	41.910	87.7	1:47.742	83.11	1.499	13:27:21.164
5 -	23.244	108.9	43.241	118.1	IN PIT		1:48.693 P	82.38	2.450	13:29:09.857
6 -	OUTLAP	103.8	43.497	120.4	42.294	88.3	5:24.872	27.56	3:38.629	13:34:34.729
7 -	23.358	109.6	42.756	120.0	41.445	88.4	1:47.559	83.25	1.316	13:36:22.288
8 -	23.080	112.9	42.634	120.9	41.824	87.0	1:47.538	83.26	1.295	13:38:09.826
9 -	23.508	106.5	42.707	120.9	41.792	88.0	1:48.007	82.90	1.764	13:39:57.833
10 -	23.272	109.8	42.445	122.2	42.752	88.4	1:48.469	82.55	2.226	13:41:46.302
11 -	24.789	109.2	42.777	121.7	41.858	88.1	1:49.424	81.83	3.181	13:43:35.726
12 -	23.270	107.5	42.572	122.6	42.448	89.2	1:48.290	82.68	2.047	13:45:24.016
13 -	23.093	108.7	41.968	121.7	41.610	86.6	1:46.671 (3)	83.94	0.428	13:47:10.687
14 -	22.883	108.0	42.284	119.8	41.303	89.2	1:46.470 (2)	84.10	0.227	13:48:57.157
15 -	22.703	114.1	42.196	119.6	41.344	88.8	1:46.243 (1)	84.28		13:50:43.400

P25 4 Louis VALLELEY

KTM - Century 21 / Cresswell Racing

IDEAL LAP TIME : 1:47.415

BEST LAP TIME : 1:47.680

DIFFERENCE : 0.265

LAP	SECTOR 1	SECTOR 2	SECTOR 3	LAP TIME	MPH	DIFF	TIME OF DAY			
1 -	OUTLAP	96.0	46.830	103.5	44.367	82.1	13:23:01.198			
2 -	24.515	108.5	44.514	109.1	42.972	84.5	1:52.001	79.94	4.321	13:24:53.199
3 -	23.496	109.1	43.590	111.4	42.586	86.2	1:49.672	81.64	1.992	13:26:42.871
4 -	23.795	108.7	42.996	110.9	41.790	87.1	1:48.581	82.46	0.901	13:28:31.452
5 -	23.308	107.5	43.283	112.2	41.217	87.7	1:47.808 (2)	83.05	0.128	13:30:19.260
6 -	23.557	103.7	43.434	111.6	42.482	86.5	1:49.473	81.79	1.793	13:32:08.733
7 -	23.384	108.9	43.799	112.9	41.455	87.8	1:48.638	82.42	0.958	13:33:57.371
8 -	23.282	110.9	43.605	112.2	41.656	86.9	1:48.543	82.49	0.863	13:35:45.914
9 -	23.374	106.3	43.115	115.5	41.191	86.1	1:47.680 (1)	83.15		13:37:33.594
10 -	23.539	108.7	43.637	112.0	42.471	80.9	1:49.647	81.66	1.967	13:39:23.241
11 -	24.218	105.8	43.884	112.2	IN PIT		1:48.588 P	82.46	0.908	13:41:11.829
12 -	OUTLAP	104.3	44.667	112.9	41.786	86.8	4:48.958	30.98	3:01.278	13:46:00.787
13 -	23.420	112.5	43.296	112.2	41.140	87.6	1:47.856 (3)	83.02	0.176	13:47:48.643
14 -	23.279	113.9	43.466	111.6	41.347	87.7	1:48.092	82.84	0.412	13:49:36.735
15 -	23.479	106.0	43.630	110.3	41.237	86.9	1:48.346	82.64	0.666	13:51:25.081

P26 44 Jake BAYFORD

Honda - SGR Racing

IDEAL LAP TIME : 1:47.427

BEST LAP TIME : 1:47.725

DIFFERENCE : 0.298

LAP	SECTOR 1	SECTOR 2	SECTOR 3	LAP TIME	MPH	DIFF	TIME OF DAY			
1 -	OUTLAP	97.9	45.538	110.7	43.715	83.8	13:24:05.833			
2 -	24.917	100.3	44.302	109.4	43.843	84.8	1:53.062	79.19	5.337	13:25:58.895
3 -	23.930	102.6	43.953	110.1	43.154	84.4	1:51.037	80.64	3.312	13:27:49.932
4 -	23.859	103.7	44.238	109.6	42.568	84.8	1:50.665	80.91	2.940	13:29:40.597
5 -	23.906	106.6	44.089	110.5	43.141	81.2	1:51.136	80.57	3.411	13:31:31.733
6 -	23.856	105.8	44.038	110.9	42.039	85.5	1:49.933	81.45	2.208	13:33:21.666
7 -	28.628	70.1	45.793	111.1	42.847	85.3	1:57.268	76.35	9.543	13:35:18.934
8 -	23.660	103.7	43.642	110.7	IN PIT		1:51.949 P	79.98	4.224	13:37:10.883
9 -	OUTLAP	97.8	44.785	109.8	42.857	84.8	3:10.136	47.09	1:22.411	13:40:21.019
10 -	23.860	106.8	43.393	111.1	42.534	84.8	1:49.787	81.56	2.062	13:42:10.806
11 -	23.748	105.5	43.396	111.6	42.589	84.5	1:49.733	81.60	2.008	13:44:00.539
12 -	25.471	92.6	54.752	110.5	41.975	85.5	2:02.198	73.27	14.473	13:46:02.737
13 -	23.460	107.0	42.711	111.8	41.588	84.9	1:47.759 (2)	83.09	0.034	13:47:50.496
14 -	23.433	110.0	42.677	111.4	41.615	85.7	1:47.725 (1)	83.12		13:49:38.221
15 -	23.510	111.6	43.332	110.9	41.317	85.3	1:48.159 (3)	82.78	0.434	13:51:26.380

Donington Park GP

Circuit Length = 2.4873 miles

Start: 13:20 Flag 13:50 End: 13:52

Weather / Track : Cloudy / Dry

MCRCB BULLETIN TK032

2014 MCE British Superbike Championship - Round 9

2014 Motul British Motostar Championship

FREE PRACTICE 2 - SECTOR ANALYSIS

SECTOR 1 = FL to I1, SECTOR 2 = I1 to I2, SECTOR 3 = I2 to FL, DIFF = Difference To Personal Best Lap

P27 54		Bryn OWEN				Honda - Bryn Taff Racing				
IDEAL LAP TIME : 1:47.488		BEST LAP TIME : 1:48.015				DIFFERENCE : 0.527				
LAP	SECTOR 1	SECTOR 2		SECTOR 3		LAP TIME	MPH	DIFF	TIME OF DAY	
1 -	OUTLAP	87.0	49.375	109.6	IN PIT				13:37:10.098	
2 -	OUTLAP	104.5	44.490	112.5	43.945	84.1	2:42.501	55.10	54.486	13:39:52.599
3 -	23.794	109.2	43.197	115.5	42.927	84.9	1:49.918	81.46	1.903	13:41:42.517
4 -	23.736	116.1	42.712	115.7	42.765	84.0	1:49.213	81.99	1.198	13:43:31.730
5 -	23.503	113.5	42.783	114.3	42.746	84.2	1:49.032 (3)	82.12	1.017	13:45:20.762
6 -	23.902	117.3	42.327	115.1	42.179	85.9	1:48.408 (2)	82.59	0.393	13:47:09.170
7 -	23.395	106.3	43.318	112.7	42.563	85.1	1:49.276	81.94	1.261	13:48:58.446
8 -	23.454	105.6	42.795	115.3	41.766	85.9	1:48.015 (1)	82.90		13:50:46.461

P28 7		Jamie ASHBY				Honda - JPA Racing / SP125				
IDEAL LAP TIME : 1:48.219		BEST LAP TIME : 1:48.301				DIFFERENCE : 0.082				
LAP	SECTOR 1	SECTOR 2		SECTOR 3		LAP TIME	MPH	DIFF	TIME OF DAY	
1 -	OUTLAP	89.1	47.453	112.4	45.770	82.5				13:23:04.160
2 -	25.012	100.0	44.891	113.7	44.677	82.5	1:54.580	78.15	6.279	13:24:58.740
3 -	24.418	102.7	44.080	114.1	43.822	83.7	1:52.320	79.72	4.019	13:26:51.060
4 -	24.059	105.3	43.693	112.4	43.130	83.6	1:50.882	80.75	2.581	13:28:41.942
5 -	24.207	108.2	43.964	114.3	42.967	84.2	1:51.138	80.57	2.837	13:30:33.080
6 -	24.141	106.3	44.034	113.1	42.815	84.6	1:50.990	80.67	2.689	13:32:24.070
7 -	23.916	108.9	43.680	113.3	42.727	84.1	1:50.323	81.16	2.022	13:34:14.393
8 -	23.894	108.9	43.620	112.9	54.225	83.4	2:01.739	73.55	13.438	13:36:16.132
9 -	24.320	93.7	43.946	114.5	42.269	84.0	1:50.535	81.01	2.234	13:38:06.667
10 -	24.003	110.3	43.329	114.9	42.381	84.0	1:49.713	81.61	1.412	13:39:56.380
11 -	23.949	111.2	43.075	114.3	42.465	83.9	1:49.489	81.78	1.188	13:41:45.869
12 -	23.863	110.7	42.993	114.3	42.087	84.0	1:48.943	82.19	0.642	13:43:34.812
13 -	23.823	109.4	42.848	115.1	42.225	84.4	1:48.896 (3)	82.22	0.595	13:45:23.708
14 -	23.645	109.1	42.599	115.5	42.057	84.7	1:48.301 (1)	82.68		13:47:12.009
15 -	23.563	111.8	42.736	114.9	42.109	84.2	1:48.408 (2)	82.59	0.107	13:49:00.417
16 -	23.801	110.7	42.754	113.9	42.622	83.9	1:49.177	82.01	0.876	13:50:49.594

P29 18		Paul DOBB				Honda - PDR					
IDEAL LAP TIME : 1:49.540		BEST LAP TIME : 1:50.062				DIFFERENCE : 0.522					
LAP	SECTOR 1	SECTOR 2		SECTOR 3		LAP TIME	MPH	DIFF	TIME OF DAY		
1 -	OUTLAP	100.6	45.055	107.2	43.954	83.1				13:29:48.341	
2 -	23.887	106.6	44.766	109.8	42.772	82.5	1:51.425	80.36	1.363	13:31:39.766	
3 -	47.033	81.6	45.730	110.5	IN PIT		2:31.019	P	59.29	40.957	13:34:10.785
4 -	OUTLAP	101.2	44.168	110.9	1:01.868	82.1	3:28.351	42.97	1:38.289	13:37:39.136	
5 -	24.227	106.3	44.038	112.2	42.968	83.0	1:51.233	80.50	1.171	13:39:30.369	
6 -	24.037	105.0	43.826	111.8	43.286	81.9	1:51.149	80.56	1.087	13:41:21.518	
7 -	24.629	102.9	44.268	111.4	43.185	82.1	1:52.082	79.89	2.020	13:43:13.600	
8 -	24.188	102.2	43.189	112.2	42.685	82.7	1:50.062 (1)	81.35		13:45:03.662	
9 -	23.909	107.7	43.571	113.3	42.608	83.6	1:50.088 (2)	81.33	0.026	13:46:53.750	
10 -	23.743	103.0	43.579	113.5	42.918	82.6	1:50.240 (3)	81.22	0.178	13:48:43.990	
11 -	23.938	108.4	43.909	111.4	42.835	82.3	1:50.682	80.90	0.620	13:50:34.672	

P30 100		Stephen CAMPBELL				Honda - Campbell Racing					
IDEAL LAP TIME : 1:52.291		BEST LAP TIME : 1:52.842				DIFFERENCE : 0.551					
LAP	SECTOR 1	SECTOR 2		SECTOR 3		LAP TIME	MPH	DIFF	TIME OF DAY		
1 -	OUTLAP	81.6	48.512	113.1	45.640	82.5				13:24:12.957	
2 -	25.277	93.0	44.783	112.7	45.156	77.3	1:55.216 (3)	77.71	2.374	13:26:08.173	
3 -	25.102	99.2	44.066	113.1	43.955	78.4	1:53.123 (2)	79.15	0.281	13:28:01.296	
4 -	24.703	98.5	44.617	112.4	43.522	79.5	1:52.842 (1)	79.35		13:29:54.138	
5 -	26.133	87.0	46.875	113.1	IN PIT		2:02.470	P	73.11	9.628	13:31:56.608
6 -	OUTLAP	86.4	1:04.185	99.2	IN PIT		6:08.476	P	24.30	4:15.634	13:38:05.084
7 -	OUTLAP	79.3	49.151	112.9	46.707	79.9	4:53.287	30.53	3:00.445	13:42:58.371	
8 -	25.605	83.2	45.864	113.1	46.959	82.9	1:58.428	75.61	5.586	13:44:56.799	
9 -	25.420	94.2	47.363	108.0	IN PIT		1:59.571	P	74.88	6.729	13:46:56.370

Weather / Track : Cloudy / Dry

Donington Park GP
Circuit Length = 2.4873 miles
Start: 13:20 Flag 13:50 End: 13:52

MCRCB BULLETIN TK033**2014 MCE British Superbike Championship - Round 9****2014 Motul British Motostar Championship****FREE PRACTICE 2 - BEST SPEEDS**

POS	SECTOR 1			SECTOR 2			FINISH LINE		
	NO	NAME	MPH	NO	NAME	MPH	NO	NAME	MPH
1	34	Jordan WEAVING	125.2	66	Joe IRVING	126.8	66	Joe IRVING	94.7
2	28	Bradley RAY	124.5	42	James HOBSON	125.6	28	Bradley RAY	93.3
3	6	Taz TAYLOR	124.0	127	Georgina POLDEN	124.7	42	James HOBSON	93.3
4	66	Joe IRVING	123.8	28	Bradley RAY	124.5	64	Asher DURHAM	92.9
5	45	Olly SIMPSON	122.2	34	Jordan WEAVING	124.0	34	Jordan WEAVING	92.5
6	45	James HOBSON	122.0	64	Asher DURHAM	123.8	45	Olly SIMPSON	92.5
7	64	Asher DURHAM	121.1	45	Olly SIMPSON	123.5	127	Georgina POLDEN	92.1
8	25	Mike BROUWERS	120.4	6	Taz TAYLOR	122.9	6	Taz TAYLOR	91.6
9	12	Edward RENDELL	120.0	27	Cat GREEN	122.6	86	Charlie NESBITT	91.5
10	65	Josh OWENS	119.4	142	Brian SLOOTEN	121.7	36	Jayson URIBE	90.7
11	86	Charlie NESBITT	119.1	86	Charlie NESBITT	121.5	43	Arnie SHELTON	90.6
12	47	Jake ARCHER	118.9	36	Jayson URIBE	121.1	13	Sam BURMAN	90.2
13	90	Greg GREENWOOD	118.5	13	Sam BURMAN	120.9	79	Chris TAYLOR	90.2
14	35	Elliot LODGE	118.1	65	Josh OWENS	120.6	142	Brian SLOOTEN	89.7
15	36	Jayson URIBE	118.1	79	Chris TAYLOR	120.2	65	Josh OWENS	89.6
16	54	Bryn OWEN	117.3	43	Arnie SHELTON	120.0	27	Cat GREEN	89.2
17	19	Kai JOHNSON	117.1	25	Mike BROUWERS	119.8	12	Edward RENDELL	89.1
18	84	Daniel HERMANSSON	115.3	35	Elliot LODGE	118.9	25	Mike BROUWERS	88.8
19	43	Arnie SHELTON	114.7	74	Joe THOMPSON	118.9	35	Elliot LODGE	88.7
20	27	Cat GREEN	114.1	47	Jake ARCHER	118.1	74	Joe THOMPSON	88.6
21	4	Louis VALLELEY	113.9	90	Greg GREENWOOD	118.1	4	Louis VALLELEY	87.8
22	13	Sam BURMAN	113.5	12	Edward RENDELL	117.9	84	Daniel HERMANSSON	87.6
23	74	Joe THOMPSON	113.5	19	Kai JOHNSON	117.5	90	Greg GREENWOOD	87.6
24	142	Brian SLOOTEN	112.0	84	Daniel HERMANSSON	116.7	47	Jake ARCHER	87.5
25	7	Jamie ASHBY	111.8	54	Bryn OWEN	115.7	19	Kai JOHNSON	87.1
26	44	Jake BAYFORD	111.6	4	Louis VALLELEY	115.5	54	Bryn OWEN	85.9
27	79	Chris TAYLOR	111.1	7	Jamie ASHBY	115.5	44	Jake BAYFORD	85.7
28	127	Georgina POLDEN	108.5	18	Paul DOBB	113.5	7	Jamie ASHBY	84.7
29	18	Paul DOBB	108.4	100	Stephen CAMPBELL	113.1	18	Paul DOBB	83.6
30	100	Stephen CAMPBELL	99.2	44	Jake BAYFORD	111.8	100	Stephen CAMPBELL	82.9

Weather / Track : Cloudy / Dry

Donington Park GP

Circuit Length = 2.4873 miles

Start: 13:20 Flag 13:50 End: 13:52

Results can be found at www.tsl-timing.com

Printed - 13:54 Friday, 05 September 2014

MCRCB BULLETIN TK034

2014 MCE British Superbike Championship - Round 9

2014 Motul British Motostar Championship

FREE PRACTICE 2 - BEST SECTORS

SECTOR 1			SECTOR 2			SECTOR 3			IDEAL / BEST COMPARISON						
POS	NO	NAME	TIME	NO	NAME	TIME	NO	NAME	TIME	POS	NO	NAME	IDEAL	BEST	DIFF
1	66	IRVING	21.291	66	IRVING	38.809	28	RAY	37.487				PERFECT LAP	1:37.587	
2	28	RAY	21.313	28	RAY	39.229	66	IRVING	37.503	1	66	IRVING	1:37.603	1:37.930	0.327
3	34	WEAVING	21.326	6	TAYLOR	39.349	34	WEAVING	37.905	2	28	RAY	1:38.029	1:38.074	0.045
4	6	TAYLOR	21.631	34	WEAVING	39.362	45	SIMPSON	38.033	3	34	WEAVING	1:38.593	1:38.852	0.259
5	45	SIMPSON	21.668	45	SIMPSON	39.781	36	URIBE	38.486	4	45	SIMPSON	1:39.482	1:39.563	0.081
6	42	HOBSON	21.762	64	DURHAM	39.821	6	TAYLOR	38.572	5	6	TAYLOR	1:39.552	1:39.845	0.293
7	64	DURHAM	21.770	12	RENDELL	40.028	86	NESBITT	38.661	6	36	URIBE	1:40.661	1:40.767	0.106
8	36	URIBE	21.879	42	HOBSON	40.032	12	RENDELL	38.680	7	12	RENDELL	1:40.742	1:41.137	0.395
9	12	RENDELL	22.034	86	NESBITT	40.242	64	DURHAM	39.172	8	64	DURHAM	1:40.763	1:40.937	0.174
10	43	SHELTON	22.094	36	URIBE	40.296	42	HOBSON	39.263	9	86	NESBITT	1:41.006	1:41.273	0.267
11	86	NESBITT	22.103	25	BROUWERS	40.612	65	OWENS	39.614	10	42	HOBSON	1:41.057	1:41.313	0.256
12	65	OWENS	22.212	43	SHELTON	40.618	25	BROUWERS	39.663	11	43	SHELTON	1:42.473	1:42.761	0.288
13	127	POLDEN	22.275	65	OWENS	40.734	127	POLDEN	39.730	12	25	BROUWERS	1:42.560	1:42.793	0.233
14	25	BROUWERS	22.285	127	POLDEN	41.055	43	SHELTON	39.761	13	65	OWENS	1:42.560	1:43.011	0.451
15	79	TAYLOR	22.499	90	GREENWOOD	41.070	79	TAYLOR	39.981	14	127	POLDEN	1:43.060	1:43.492	0.432
16	35	LODGE	22.580	142	SLOOTEN	41.267	74	THOMPSON	40.179	15	79	TAYLOR	1:44.005	1:44.094	0.089
17	74	THOMPSON	22.655	74	THOMPSON	41.321	13	BURMAN	40.208	16	74	THOMPSON	1:44.155	1:44.314	0.159
18	13	BURMAN	22.692	47	ARCHER	41.329	35	LODGE	40.326	17	90	GREENWOOD	1:44.268	1:44.765	0.497
19	27	GREEN	22.703	19	JOHNSON	41.410	90	GREENWOOD	40.361	18	35	LODGE	1:44.318	1:44.736	0.418
20	84	HERMANSSON	22.705	35	LODGE	41.412	142	SLOOTEN	40.793	19	13	BURMAN	1:44.375	1:44.640	0.265
21	90	GREENWOOD	22.837	13	BURMAN	41.475	47	ARCHER	40.866	20	142	SLOOTEN	1:45.095	1:45.654	0.559
22	19	JOHNSON	22.890	79	TAYLOR	41.525	84	HERMANSSON	41.069	21	47	ARCHER	1:45.180	1:45.521	0.341
23	47	ARCHER	22.985	27	GREEN	41.968	19	JOHNSON	41.118	22	19	JOHNSON	1:45.418	1:45.926	0.508
24	142	SLOOTEN	23.035	84	HERMANSSON	42.097	4	VALLELEY	41.140	23	84	HERMANSSON	1:45.871	1:45.871	0.000
25	4	VALLELEY	23.279	54	OWEN	42.327	27	GREEN	41.303	24	27	GREEN	1:45.974	1:46.243	0.269
26	54	OWEN	23.395	7	ASHBY	42.599	44	BAYFORD	41.317	25	4	VALLELEY	1:47.415	1:47.680	0.265
27	44	BAYFORD	23.433	44	BAYFORD	42.677	54	OWEN	41.766	26	44	BAYFORD	1:47.427	1:47.725	0.298
28	7	ASHBY	23.563	4	VALLELEY	42.996	7	ASHBY	42.057	27	54	OWEN	1:47.488	1:48.015	0.527
29	18	DOBB	23.743	18	DOBB	43.189	18	DOBB	42.608	28	7	ASHBY	1:48.219	1:48.301	0.082
30	100	CAMPBELL	24.703	100	CAMPBELL	44.066	100	CAMPBELL	43.522	29	18	DOBB	1:49.540	1:50.062	0.522
										30	100	CAMPBELL	1:52.291	1:52.842	0.551

Weather / Track : Cloudy / Dry

Results can be found at www.tsl-timing.com

Donington Park GP
 Circuit Length = 2.4873 miles
 Start: 13:20 Flag 13:50 End: 13:52

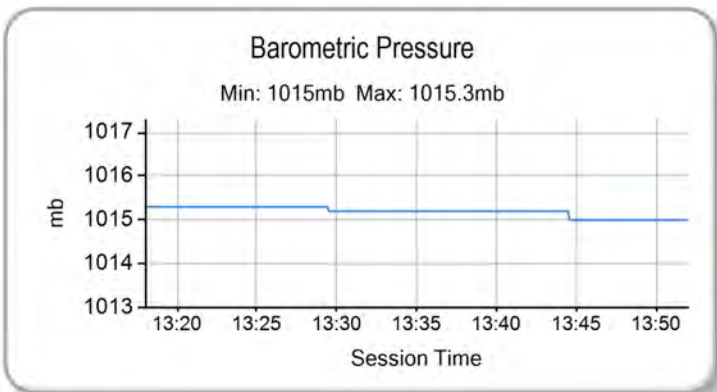
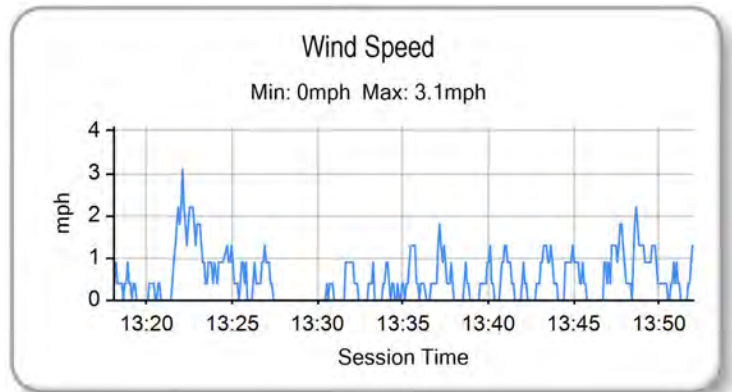
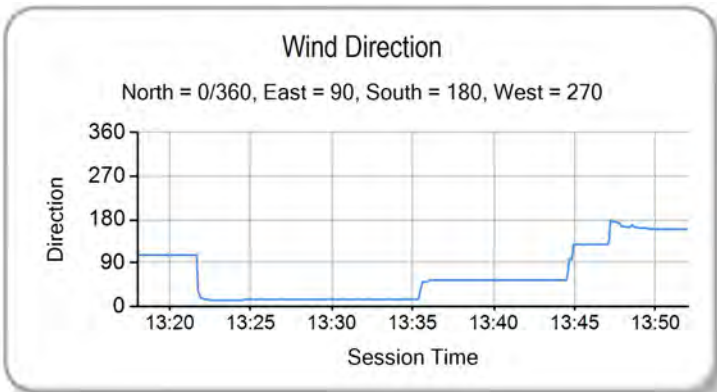
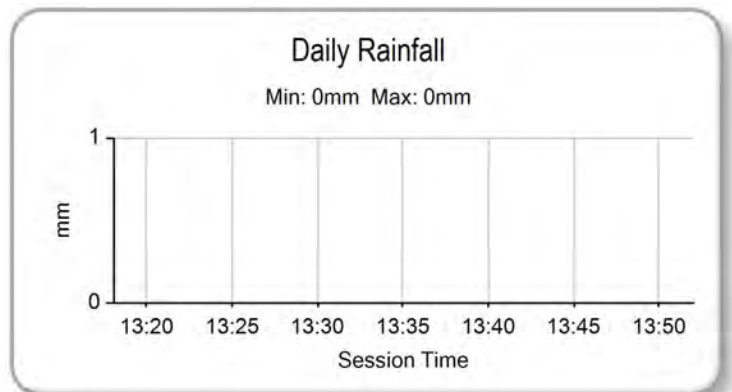
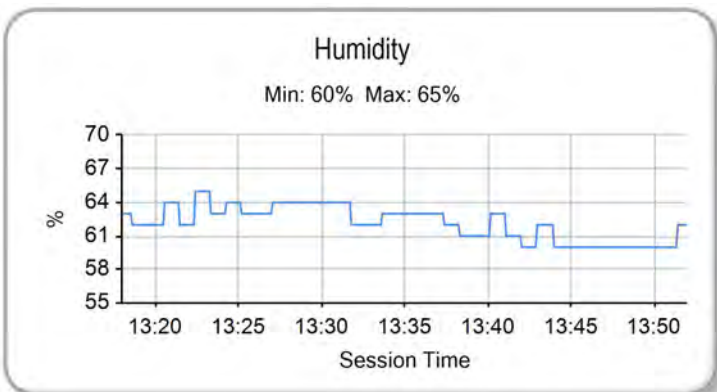
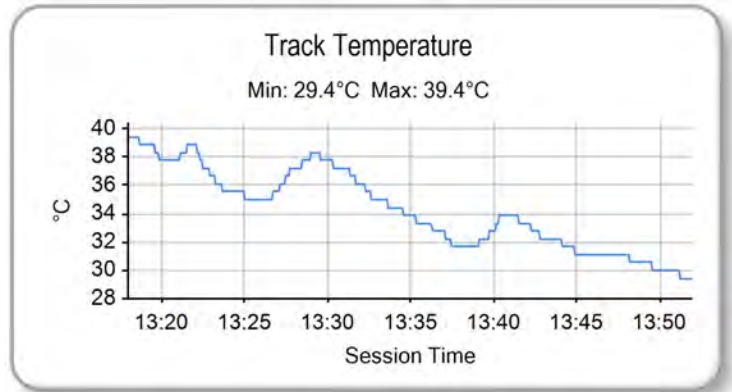
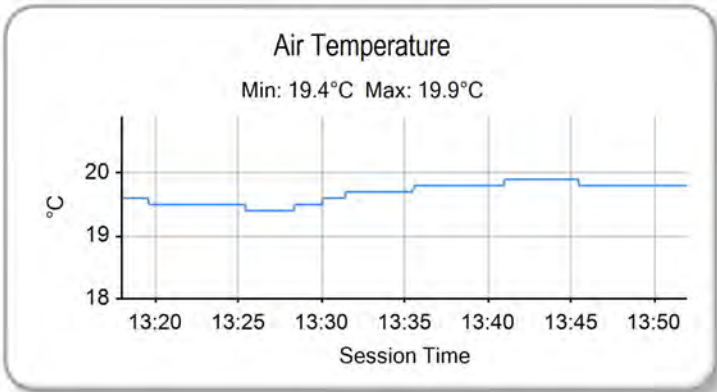
Printed - 13:55 Friday, 05 September 2014

MCRCB BULLETIN TK035

2014 MCE British Superbike Championship - Round 9

2014 Motul British Motostar Championship

FREE PRACTICE 2 - WEATHER CONDITIONS



Weather / Track : Cloudy / Dry

Results can be found at www.tsl-timing.com

Donington Park GP
Circuit Length = 2.4873 miles
Start: 13:20 Flag 13:50 End: 13:52

Printed - 13:55 Friday, 05 September 2014



POS	NO	CL	PIC NAME	ENTRY	TIME	ON	LAPS	GAP	DIFF	MPH
1	66	MB	1 Joe IRVING	KTM- Redline KTM	1:37.772	10	16			91.58
2	28		1 Bradley RAY	EE125 - FAB-Racing	1:37.927	14	14	0.155	0.155	91.44
3	45	MB	2 Olly SIMPSON	KTM- Olly Simpson Racing	1:39.122	12	13	1.350	1.195	90.33
4	34	MB	2 Jordan WEAVING	KTM- Jordan Racing /Burkert	1:39.392	13	16	1.620	0.270	90.09
5	6		2 Taz TAYLOR	Luyten Honda - FPW Racing /Hookless Holidays	1:39.432	9	18	1.660	0.040	90.05
6	12		3 Edward RENDELL	Honda - Banks Racing	1:40.587	13	16	2.815	1.155	89.02
7	64	MB	4 Asher DURHAM	Honda - Cresswell Racing /Momentum Recruitment	1:40.636	13	16	2.864	0.049	88.97
8	42	MB	5 James HOBSON	KTM- Two 4 Motorsport with RS Racing	1:40.739	17	17	2.967	0.103	88.88
9	43		4 Arnie SHELTON	Honda - e3 Motorsport with Shelton Racing	1:41.150	15	16	3.378	0.411	88.52
10	86	MB	6 Charlie NESBITT	Repli-Cast - Repli-CastUK	1:41.369	9	18	3.597	0.219	88.33
11	127		5 Georgina POLDEN	Honda - RS Racing	1:41.643	8	15	3.871	0.274	88.09
12	79	MB	7 Chris TAYLOR	Honda - Elevator Saddles & Bridles	1:42.588	17	17	4.816	0.945	87.28
13	142	MB	8 Brian SLOOTEN	Honda - Bakker Frames Holland	1:42.614	18	18	4.842	0.026	87.26
14	65		6 Josh OWENS	Honda - RCD Motorsport	1:42.939	15	16	5.167	0.325	86.98
15	13	MB	9 Sam BURMAN	Honda - WNT /Burman Racing	1:43.181	5	17	5.409	0.242	86.78
16	25	MB	10 Mike BROUWERS	Honda - Joma /Brouwers Racing Team	1:43.259	3	3	5.487	0.078	86.71
17	35		7 Elliot LODGE	Honda - SP125/Spike Racing	1:43.411	15	15	5.639	0.152	86.59
18	90		8 Greg GREENWOOD	Luyten Honda - FPW Racing	1:43.933	10	16	6.161	0.522	86.15
19	74	MB	11 Joe THOMPSON	Repli-Cast - Repli-CastUK	1:44.239	15	17	6.467	0.306	85.90
20	19		9 Kai JOHNSON	Aprilia - Kinpac Racing	1:44.722	11	11	6.950	0.483	85.50
21	27	MB	12 Cat GREEN	Honda - Redline Racing	1:44.829	15	17	7.057	0.107	85.41
22	84		10 Daniel HERMANSSON	TSR Luyten - FPW Racing	1:44.927	15	16	7.155	0.098	85.33
23	47		11 Jake ARCHER	Honda - Jake Archer Racing	1:45.562	15	15	7.790	0.635	84.82
24	4		12 Louis VALLELEY	KTM- Century 21 /Cresswell Racing	1:46.888	13	16	9.116	1.326	83.77
25	54		13 Bryn OWEN	Honda - Bryn Taff Racing	1:47.248	14	17	9.476	0.360	83.49
26	7		14 Jamie ASHBY	Honda - JPA Racing /SP125	1:47.260	16	17	9.488	0.012	83.48

QUALIFYING LAPTIME (110.0% of 1:37.772) = 1:47.549

27	44		15 Jake BAYFORD	Honda - SGR Racing	1:48.367	3	11	10.595	1.107	82.63
28	18		16 Paul DOBB	Honda - PDR	1:49.572	3	8	11.800	1.205	81.72
29	100		17 Stephen CAMPBELL	Honda - Campbell Racing	1:56.948	5	11	19.176	7.376	76.56
30	36	MB	13 Jayson URIBE	Honda - FPW Racing /RSR						

Weather / Track : Cloudy / Dry

These results are provisional until the conclusion of any judicial and technical matters.

Donington Park GP

Circuit Length = 2.4873 miles

Start: 10:00 Flag 10:30 End: 10:32

Race Director :	Stewards :	Timekeeper :
-----------------	------------	--------------

Results can be found at www.britishsuperbike.com

Printed - 10:32 Saturday, 06 September 2014



MCRCB BULLETIN TK087

2014 MCE British Superbike Championship - Round 9

2014 Motul British Motostar Championship

QUALIFYING - SECTOR ANALYSIS

SECTOR 1 = FL to I1, SECTOR 2 = I1 to I2, SECTOR 3 = I2 to FL, DIFF = Difference To Personal Best Lap

P1 66 M3 Joe IRVING		KTM- Redline KTM					
IDEAL LAP TIME : 1:37.604		BEST LAP TIME : 1:37.772		DIFFERENCE : 0.168			
LAP	SECTOR 1	SECTOR 2	SECTOR 3	LAP TIME	MPH	DIFF	TIME OF DAY
1 -	OUTLAP	104.3	41.475	124.2	39.645	92.8	
2 -	21.504	118.5	39.276	126.6	38.426	93.9	1:39.206
3 -	21.411	121.1	39.275	125.9	38.248	94.3	1:38.934
4 -	22.998	104.6	45.707	84.8	40.077	94.7	1:48.782
5 -	21.568	113.3	39.516	125.9	39.030	94.0	1:40.114
6 -	21.278	122.0	38.935	126.3	39.051	94.2	1:39.264
7 -	21.331	123.5	39.327	126.1	37.893	94.0	1:38.551
8 -	22.667	112.4	42.037	126.8	IN PIT		1:42.060 P
9 -	OUTLAP	116.3	40.571	124.5	38.123	93.2	4:11.661
10 -	21.342	122.4	38.939	126.8	37.491	94.6	1:37.772 (1)
11 -	21.178	120.6	39.101	126.3	38.073	94.6	1:38.352
12 -	22.098	115.3	39.279	128.0	IN PIT		1:38.407 P
13 -	OUTLAP	105.5	42.506	125.4	38.846	94.3	3:34.185
14 -	21.274	121.3	38.962	126.3	37.706	93.8	1:37.942 (2)
15 -	22.771	114.3	40.559	125.4	38.320	94.0	1:41.650
16 -	21.365	121.1	38.980	126.6	37.760	91.7	1:38.105 (3)

P2 28 Bradley RAY		EE125 - FAB-Racing					
IDEAL LAP TIME : 1:37.892		BEST LAP TIME : 1:37.927		DIFFERENCE : 0.035			
LAP	SECTOR 1	SECTOR 2	SECTOR 3	LAP TIME	MPH	DIFF	TIME OF DAY
1 -	OUTLAP	110.5	42.029	124.0	39.283	91.2	
2 -	21.978	122.2	41.043	121.3	38.884	92.0	1:41.905
3 -	22.682	112.0	42.522	118.1	39.451	91.9	1:44.655
4 -	21.691	121.7	39.547	124.2	38.133	92.9	1:39.371
5 -	22.404	113.5	41.758	111.4	IN PIT		1:42.390 P
6 -	OUTLAP	110.5	45.182	103.4	44.429	92.1	5:46.159
7 -	21.543	122.2	39.517	123.1	38.035	92.1	1:39.095
8 -	21.466	121.3	39.644	123.1	37.642	92.5	1:38.752
9 -	21.430	122.6	39.203	124.0	37.565	93.3	1:38.198 (2)
10 -	22.224	118.9	40.770	112.4	41.554	93.5	1:44.548
11 -	21.519	122.6	39.432	123.5	37.788	92.5	1:38.739 (3)
12 -	22.581	112.5	41.934	121.5	38.971	92.7	1:43.486
13 -	OUTLAP	120.6	39.387	124.0	37.905	92.3	4:04.461
14 -	21.465	122.4	39.108	123.5	37.354	93.1	1:37.927 (1)

P3 45 M3 Oilly SIMPSON		KTM- Oilly Simpson Racing					
IDEAL LAP TIME : 1:39.122		BEST LAP TIME : 1:39.122		DIFFERENCE : 0.000			
LAP	SECTOR 1	SECTOR 2	SECTOR 3	LAP TIME	MPH	DIFF	TIME OF DAY
1 -	OUTLAP	98.6	44.468	123.5	40.088	91.5	
2 -	22.317	105.8	41.373	123.5	39.559	91.6	1:43.249
3 -	21.802	120.6	39.942	125.2	38.915	92.8	1:40.659
4 -	21.818	117.1	40.056	123.5	38.430	92.4	1:40.304
5 -	21.695	120.0	40.891	115.7	IN PIT		1:40.986 P
6 -	OUTLAP	106.8	44.828	121.3	38.987	91.3	5:33.926
7 -	21.876	117.3	40.226	121.7	38.504	91.3	1:40.606
8 -	21.909	116.9	39.969	121.3	38.522	91.6	1:40.400
9 -	21.806	118.1	40.042	121.3	38.364	92.0	1:40.212 (3)
10 -	22.717	112.7	40.786	114.9	IN PIT		1:43.217 P
11 -	OUTLAP	112.0	40.664	123.3	39.014	91.5	5:52.281
12 -	21.678	117.5	39.480	123.8	37.964	92.5	1:39.122 (1)
13 -	22.165	117.1	39.568	122.2	38.327	91.7	1:40.060 (2)

P4 34 M3 Jordan WEAVING		KTM- Jordan Racing /Burkert					
IDEAL LAP TIME : 1:39.116		BEST LAP TIME : 1:39.392		DIFFERENCE : 0.276			
LAP	SECTOR 1	SECTOR 2	SECTOR 3	LAP TIME	MPH	DIFF	TIME OF DAY
1 -	OUTLAP	90.3	45.093	113.1	41.142	89.7	
2 -	22.260	113.3	41.037	125.9	39.980	90.4	1:43.277

Weather / Track : Cloudy / Dry

Donington Park GP
Circuit Length = 2.4873 miles
Start: 10:00 Flag 10:30 End: 10:32

MCRCB BULLETIN TK087

2014 MCE British Superbike Championship - Round 9

2014 Motul British Motostar Championship

QUALIFYING - SECTOR ANALYSIS

SECTOR 1 = FL to I1, SECTOR 2 = I1 to I2, SECTOR 3 = I2 to FL, DIFF = Difference To Personal Best Lap

3 -	21.951	114.7	40.022	124.5	38.394	91.2	1:40.367	89.21	0.975	10:05:20.041
4 -	21.670	119.8	39.628	127.8	38.379	92.0	1:39.677	89.83	0.285	10:06:59.718
5 -	21.457	122.9	40.790	112.2	40.896	91.1	1:43.143	86.81	3.751	10:08:42.861
6 -	21.587	115.1	40.549	123.1	38.621	92.0	1:40.757	88.87	1.365	10:10:23.618
7 -	21.541	121.3	40.030	123.5	38.187	91.6	1:39.758	89.76	0.366	10:12:03.376
8 -	21.563	123.3	40.008	124.0	38.267	91.6	1:39.838	89.68	0.446	10:13:43.214
9 -	21.522	119.8	39.629	123.8	IN PIT		1:39.358	P 90.12		10:15:22.572
10 -	OUTLAP	99.7	41.608	122.4	39.321	90.4	4:49.732	30.90	3:10.340	10:20:12.304
11 -	21.718	122.9	39.963	124.2	38.492	90.7	1:40.173	89.38	0.781	10:21:52.477
12 -	21.554	120.6	39.634	123.8	38.236	91.1	1:39.424	(2) 90.06	0.032	10:23:31.901
13 -	21.546	122.6	39.681	123.8	38.165	92.0	1:39.392	(1) 90.09		10:25:11.293
14 -	21.431	123.8	41.169	122.9	38.787	91.2	1:41.387	88.31	1.995	10:26:52.680
15 -	21.583	113.3	40.199	123.8	38.370	91.9	1:40.152	89.40	0.760	10:28:32.832
16 -	21.466	121.5	39.520	124.2	38.641	92.7	1:39.627	(3) 89.87	0.235	10:30:12.459

P5	6	Taz TAYLOR				Luyten Honda - FPW Racing /Hookless Holidays				
IDEAL LAP TIME : 1:39.279		BEST LAP TIME : 1:39.432			DIFFERENCE : 0.153					
LAP	SECTOR 1	SECTOR 2	SECTOR 3	LAP TIME	MPH	DIFF	TIME OF DAY			
1 -	OUTLAP	102.1	42.452	123.1	40.162	89.9			10:01:47.736	
2 -	22.283	114.9	40.325	122.4	39.437	90.4	1:42.045	87.75	2.613	10:03:29.781
3 -	21.813	123.1	39.831	123.1	38.653	91.3	1:40.297	89.27	0.865	10:05:10.078
4 -	21.768	122.6	39.909	122.4	39.063	91.3	1:40.740	88.88	1.308	10:06:50.818
5 -	22.274	117.7	40.624	115.5	39.302	91.5	1:42.200	87.61	2.768	10:08:33.018
6 -	21.972	122.4	39.295	124.0	38.511	91.7	1:39.778	89.74	0.346	10:10:12.796
7 -	21.644	121.7	39.372	123.1	38.650	91.2	1:39.666	89.84	0.234	10:11:52.462
8 -	21.835	121.7	39.920	122.0	38.476	92.0	1:40.231	89.33	0.799	10:13:32.693
9 -	21.696	122.0	39.236	123.8	38.500	91.9	1:39.432	(1) 90.05		10:15:12.125
10 -	21.699	122.4	39.456	122.6	38.653	91.7	1:39.808	89.71	0.376	10:16:51.933
11 -	21.629	122.2	39.533	122.4	38.580	91.7	1:39.742	89.77	0.310	10:18:31.675
12 -	22.442	110.0	41.629	116.9	IN PIT		1:48.842	P 82.27	9.410	10:20:20.517
13 -	OUTLAP	119.8	40.994	116.1	39.677	92.0	2:03.341	72.59	23.909	10:22:23.858
14 -	21.707	124.9	39.976	124.0	39.527	91.3	1:41.210	88.47	1.778	10:24:05.068
15 -	21.706	122.4	39.492	124.5	38.414	92.5	1:39.612	(3) 89.89	0.180	10:25:44.680
16 -	21.664	116.9	39.415	123.5	38.734	91.6	1:39.813	89.71	0.381	10:27:24.493
17 -	21.805	122.2	39.515	122.6	38.638	91.6	1:39.958	89.58	0.526	10:29:04.451
18 -	21.663	122.4	39.296	124.2	38.504	91.9	1:39.463	(2) 90.02	0.031	10:30:43.914

P6	12	Edward RENDELL				Honda - Banks Racing				
IDEAL LAP TIME : 1:40.577		BEST LAP TIME : 1:40.587			DIFFERENCE : 0.010					
LAP	SECTOR 1	SECTOR 2	SECTOR 3	LAP TIME	MPH	DIFF	TIME OF DAY			
1 -	OUTLAP	90.6	44.905	116.5	41.011	88.1			10:01:56.207	
2 -	22.684	121.7	41.436	121.1	39.793	88.6	1:43.913	86.17	3.326	10:03:40.120
3 -	22.477	118.9	40.851	119.4	39.723	88.2	1:43.051	86.89	2.464	10:05:23.171
4 -	22.153	118.9	40.139	120.6	39.163	88.7	1:41.455	88.26	0.868	10:07:04.626
5 -	22.202	120.2	40.286	120.9	39.479	88.0	1:41.967	87.81	1.380	10:08:46.593
6 -	22.151	120.0	40.017	120.0	39.327	88.2	1:41.495	88.22	0.908	10:10:28.088
7 -	22.184	119.8	40.035	119.6	40.191	87.5	1:42.410	87.43	1.823	10:12:10.498
8 -	22.299	116.7	40.381	117.9	39.186	87.8	1:41.866	87.90	1.279	10:13:52.364
9 -	22.383	114.5	41.138	109.8	IN PIT		1:43.618	P 86.41	3.031	10:15:35.982
10 -	OUTLAP	106.1	42.001	118.9	39.288	87.8	4:37.003	32.32	2:56.416	10:20:12.985
11 -	22.164	119.8	40.049	119.1	38.802	84.2	1:41.015	88.64	0.428	10:21:54.000
12 -	22.406	116.5	40.083	119.1	38.895	88.0	1:41.384	88.32	0.797	10:23:35.384
13 -	22.149	118.3	39.908	118.3	38.530	88.3	1:40.587	(1) 89.02		10:25:15.971
14 -	22.203	116.5	42.858	106.5	42.364	88.6	1:47.425	83.35	6.838	10:27:03.396
15 -	22.155	117.3	39.958	118.9	38.716	88.7	1:40.829	(3) 88.80	0.242	10:28:44.225
16 -	22.166	116.3	39.964	118.1	38.520	88.2	1:40.650	(2) 88.96	0.063	10:30:24.875

P7	64 M3	Asher DURHAM				Honda - Cresswell Racing /Momentum Recruitment				
IDEAL LAP TIME : 1:40.514		BEST LAP TIME : 1:40.636			DIFFERENCE : 0.122					
LAP	SECTOR 1	SECTOR 2	SECTOR 3	LAP TIME	MPH	DIFF	TIME OF DAY			
1 -	OUTLAP	88.5	44.261	124.0	42.146	90.6			10:01:53.997	
2 -	23.017	108.2	41.472	124.5	40.875	90.7	1:45.364	84.98	4.728	10:03:39.361

Donington Park GP
Circuit Length = 2.4873 miles
Start: 10:00 Flag 10:30 End: 10:32

Weather / Track : Cloudy / Dry

MCRCB BULLETIN TK087

2014 MCE British Superbike Championship - Round 9

2014 Motul British Motostar Championship

QUALIFYING - SECTOR ANALYSIS

SECTOR 1 = FL to I1, SECTOR 2 = I1 to I2, SECTOR 3 = I2 to FL, DIFF = Difference To Personal Best Lap

3 -	22.514	117.7	40.117	125.2	39.742	91.6	1:42.373	87.46	1.737	10:05:21.734
4 -	21.965	119.8	40.621	124.0	40.123	91.0	1:42.709	87.18	2.073	10:07:04.443
5 -	22.085	117.7	40.232	123.3	39.525	90.4	1:41.842	87.92	1.206	10:08:46.285
6 -	21.959	118.5	40.131	124.0	39.507	91.6	1:41.597	88.13	0.961	10:10:27.882
7 -	22.002	119.4	40.116	123.3	40.812	91.0	1:42.930	86.99	2.294	10:12:10.812
8 -	22.138	114.7	40.350	120.9	39.774	90.3	1:42.262	87.56	1.626	10:13:53.074
9 -	22.057	110.5	40.748	121.7	IN PIT		1:43.254	P 86.72	2.618	10:15:36.328
10 -	OUTLAP	112.0	41.858	122.9	39.819	91.9	4:36.978	32.32	2:56.342	10:20:13.306
11 -	21.969	119.4	40.058	124.2	39.157	92.1	1:41.184	(2) 88.49	0.548	10:21:54.490
12 -	22.278	110.9	40.176	124.0	39.691	91.6	1:42.145	87.66	1.509	10:23:36.635
13 -	21.873	120.6	39.484	123.3	39.279	92.0	1:40.636	(1) 88.97		10:25:17.271
14 -	21.973	120.6	39.767	123.8	39.658	91.7	1:41.398	88.30	0.762	10:26:58.669
15 -	21.907	118.5	39.842	123.5	39.471	91.9	1:41.220	(3) 88.46	0.584	10:28:39.889
16 -	21.947	118.3	39.772	124.0	40.546	92.4	1:42.265	87.56	1.629	10:30:22.154

P8 42 M3 James HOBSON KTM- Two 4 Motorsport with RS Racing
 IDEAL LAP TIME : 1:40.509 BEST LAP TIME : 1:40.739 DIFFERENCE : 0.230

LAP	SECTOR 1	SECTOR 2	SECTOR 3	LAP TIME	MPH	DIFF	TIME OF DAY		
1 -	OUTLAP	82.7	48.332	120.4	43.247	91.9	10:01:59.426		
2 -	23.338	98.6	42.307	124.9	40.906	92.0	1:46.551 84.03 5.812 10:03:45.977		
3 -	22.349	108.5	41.144	126.6	39.981	92.5	1:43.474 86.53 2.735 10:05:29.451		
4 -	22.220	116.5	40.590	127.5	40.135	92.9	1:42.945 86.98 2.206 10:07:12.396		
5 -	22.003	117.9	40.403	127.0	39.463	92.3	1:41.869 87.90 1.130 10:08:54.265		
6 -	22.102	111.2	41.016	122.4	40.805	92.8	1:43.923 86.16 3.184 10:10:38.188		
7 -	21.916	115.7	40.340	126.6	39.092	93.9	1:41.348 (3) 88.35 0.609 10:12:19.536		
8 -	22.637	95.3	42.751	125.4	IN PIT		1:45.840 P 84.60 5.101 10:14:05.376		
9 -	OUTLAP	110.0	41.592	126.6	40.392	93.6	3:41.610 40.40 2:00.871 10:17:46.986		
10 -	21.995	116.9	40.709	126.3	39.490	93.3	1:42.194 87.62 1.455 10:19:29.180		
11 -	21.826	117.5	40.071	127.8	39.839	92.0	1:41.736 88.01 0.997 10:21:10.916		
12 -	22.012	108.2	40.476	126.1	39.184	94.0	1:41.672 88.07 0.933 10:22:52.588		
13 -	21.702	121.5	39.987	126.1	39.767	93.2	1:41.456 88.25 0.717 10:24:34.044		
14 -	22.355	107.0	40.889	125.6	39.752	93.1	1:42.996 86.93 2.257 10:26:17.040		
15 -	21.780	116.1	40.289	125.2	40.889	91.7	1:42.958 86.97 2.219 10:27:59.998		
16 -	21.799	118.9	40.028	125.9	39.137	93.6	1:40.964 (2) 88.68 0.225 10:29:40.962		
17 -	21.820	116.1	40.099	125.6	38.820	92.9	1:40.739 (1) 88.88		10:31:21.701

P9 43 Arnie SHELTON Honda - e3 Motorsport with Shelton Racing
 IDEAL LAP TIME : 1:41.010 BEST LAP TIME : 1:41.150 DIFFERENCE : 0.140

LAP	SECTOR 1	SECTOR 2	SECTOR 3	LAP TIME	MPH	DIFF	TIME OF DAY		
1 -	OUTLAP	95.5	46.403	117.7	42.551	85.9	10:02:45.839		
2 -	23.062	109.6	41.494	119.4	40.925	83.7	1:45.481 84.89 4.331 10:04:31.320		
3 -	22.764	110.1	40.837	120.0	40.166	89.2	1:43.767 86.29 2.617 10:06:15.087		
4 -	22.312	111.8	40.604	119.8	39.953	88.4	1:42.869 87.04 1.719 10:07:57.956		
5 -	28.932	62.7	59.589	112.4	47.116	90.1	2:15.637 66.01 34.487 10:10:13.593		
6 -	22.342	113.7	47.561	101.8	40.570	90.2	1:50.473 81.05 9.323 10:12:04.066		
7 -	22.129	115.7	40.302	120.9	39.375	90.1	1:41.806 87.95 0.656 10:13:45.872		
8 -	22.189	114.3	40.441	119.6	39.251	90.2	1:41.881 87.89 0.731 10:15:27.753		
9 -	22.213	111.4	40.269	119.4	39.231	90.1	1:41.713 (3) 88.03 0.563 10:17:09.466		
10 -	22.077	114.7	40.046	120.6	39.388	91.1	1:41.511 (2) 88.21 0.361 10:18:50.977		
11 -	22.171	114.1	40.291	122.0	IN PIT		1:40.213 P 89.35 10:20:31.190		
12 -	OUTLAP	107.5	42.521	120.0	40.647	89.2	4:15.621 35.03 2:34.471 10:24:46.811		
13 -	22.263	113.7	40.433	121.1	39.491	90.3	1:42.187 87.62 1.037 10:26:28.998		
14 -	22.137	114.3	40.801	120.6	39.035	90.6	1:41.973 87.81 0.823 10:28:10.971		
15 -	21.994	116.9	40.186	120.6	38.970	89.4	1:41.150 (1) 88.52		10:29:52.121
16 -	22.326	117.1	40.500	119.8	39.184	89.8	1:42.010 87.78 0.860 10:31:34.131		

P10 86 M3 Charlie NESBITT Repli-Cast - Repli-Cast UK
 IDEAL LAP TIME : 1:40.839 BEST LAP TIME : 1:41.369 DIFFERENCE : 0.530

LAP	SECTOR 1	SECTOR 2	SECTOR 3	LAP TIME	MPH	DIFF	TIME OF DAY
1 -	OUTLAP	97.9	43.982	120.6	41.419	88.6	10:01:52.045
2 -	22.798	112.9	41.241	120.6	39.991	89.8	1:44.030 86.07 2.661 10:03:36.075
3 -	22.376	116.7	40.876	119.8	39.562	90.2	1:42.814 87.09 1.445 10:05:18.889

Donington Park GP
 Circuit Length = 2.4873 miles
 Start: 10:00 Flag 10:30 End: 10:32

Weather / Track : Cloudy / Dry

MCRCB BULLETIN TK087

2014 MCE British Superbike Championship - Round 9

2014 Motul British Motostar Championship

QUALIFYING - SECTOR ANALYSIS

SECTOR 1 = FL to I1, SECTOR 2 = I1 to I2, SECTOR 3 = I2 to FL, DIFF = Difference To Personal Best Lap

4 -	22.203	120.2	40.257	122.4	39.032	91.1	1:41.492	(3)	88.22	0.123	10:07:00.381
5 -	22.063	117.1	40.397	121.7	39.174	89.6	1:41.634		88.10	0.265	10:08:42.015
6 -	22.277	114.7	40.847	122.9	38.792	91.7	1:41.916		87.86	0.547	10:10:23.931
7 -	21.975	114.5	40.880	121.5	39.048	90.1	1:41.903		87.87	0.534	10:12:05.834
8 -	22.324	120.9	40.254	121.3	38.972	90.3	1:41.550		88.17	0.181	10:13:47.384
9 -	22.155	118.7	40.308	118.5	38.906	91.6	1:41.369	(1)	88.33		10:15:28.753
10 -	22.151	120.0	40.344	122.0	39.102	91.1	1:41.597		88.13	0.228	10:17:10.350
11 -	22.255	120.2	40.650	120.6	39.033	91.2	1:41.938		87.84	0.569	10:18:52.288
12 -	22.150	121.5	40.375	121.1	38.947	91.3	1:41.472	(2)	88.24	0.103	10:20:33.760
13 -	21.964	119.8	40.560	124.9	39.247	91.3	1:41.771		87.98	0.402	10:22:15.531
14 -	22.696	112.2	41.411	110.5	40.976	90.6	1:45.083		85.21	3.714	10:24:00.614
15 -	22.598	119.8	40.789	117.7	40.539	83.7	1:43.926		86.16	2.557	10:25:44.540
16 -	22.870	119.6	40.083	121.7	39.735	88.6	1:42.688		87.20	1.319	10:27:27.228
17 -	22.181	121.1	40.604	120.2	38.971	91.3	1:41.756		87.99	0.387	10:29:08.984
18 -	22.223	118.1	40.570	120.4	39.608	90.3	1:42.401		87.44	1.032	10:30:51.385

P11 127

Georgina POLDEN

Honda - RS Racing

IDEAL LAP TIME : 1:41.378

BEST LAP TIME : 1:41.643

DIFFERENCE : 0.265

LAP	SECTOR 1	SECTOR 2	SECTOR 3	LAP TIME	MPH	DIFF	TIME OF DAY				
1 -	OUTLAP	90.4	44.214	125.9	42.264	91.1	10:01:53.747				
2 -	23.219	101.5	41.937	127.8	42.973	90.6	1:48.129	82.81	6.486	10:03:41.876	
3 -	22.595	104.0	41.101	126.3	40.007	93.1	1:43.703	86.34	2.060	10:05:25.579	
4 -	21.980	113.9	40.370	126.1	40.888	91.5	1:43.238	86.73	1.595	10:07:08.817	
5 -	22.152	106.3	41.202	125.2	IN PIT		1:44.505	P	85.68	2.862	10:08:53.322
6 -	OUTLAP	100.3	43.261	124.0	40.129	91.0	4:46.006	31.30	3:04.363	10:13:39.328	
7 -	22.352	107.8	43.717	124.2	39.806	91.5	1:45.875	84.57	4.232	10:15:25.203	
8 -	22.135	105.8	39.972	124.9	39.536	92.0	1:41.643	(1)	88.09		10:17:06.846
9 -	21.980	110.5	40.776	123.5	39.554	91.2	1:42.310	(3)	87.52	0.667	10:18:49.156
10 -	22.390	108.7	41.002	124.0	40.065	91.1	1:43.457	86.55	1.814	10:20:32.613	
11 -	22.322	104.5	40.762	125.2	IN PIT		1:42.593	P	87.28	0.950	10:22:15.206
12 -	OUTLAP	104.6	40.490	126.1	40.251	90.1	3:30.463	42.54	1:48.820	10:25:45.669	
13 -	22.042	112.2	39.862	128.0	40.216	92.8	1:42.120	(2)	87.68	0.477	10:27:27.789
14 -	22.117	105.1	41.149	125.9	39.698	93.3	1:42.964	86.96	1.321	10:29:10.753	
15 -	22.213	105.6	40.702	126.1	40.304	91.3	1:43.219	86.75	1.576	10:30:53.972	

P12 79 M3

Chris TAYLOR

Honda - Elevator Saddles & Bridles

IDEAL LAP TIME : 1:42.586

BEST LAP TIME : 1:42.588

DIFFERENCE : 0.002

LAP	SECTOR 1	SECTOR 2	SECTOR 3	LAP TIME	MPH	DIFF	TIME OF DAY				
1 -	OUTLAP	84.0	47.645	121.1	43.078	89.3	10:01:59.890				
2 -	23.238	105.5	42.261	122.6	41.352	89.9	1:46.851	83.80	4.263	10:03:46.741	
3 -	22.992	107.3	41.593	122.9	40.438	90.6	1:45.023	85.26	2.435	10:05:31.764	
4 -	22.497	111.2	41.324	120.4	40.322	90.3	1:44.143	85.98	1.555	10:07:15.907	
5 -	22.494	112.2	41.710	120.0	40.325	89.9	1:44.529	85.66	1.941	10:09:00.436	
6 -	22.502	108.0	41.649	117.9	40.760	86.8	1:44.911	85.35	2.323	10:10:45.347	
7 -	22.670	113.1	41.392	120.6	IN PIT		1:46.071	P	84.41	3.483	10:12:31.418
8 -	OUTLAP	111.2	43.016	105.8	42.854	89.7	2:50.200	52.61	1:07.612	10:15:21.618	
9 -	22.554	109.8	41.657	120.0	40.236	89.8	1:44.447	85.73	1.859	10:17:06.065	
10 -	22.430	110.3	41.178	119.8	40.062	90.6	1:43.670	86.37	1.082	10:18:49.735	
11 -	22.300	109.6	41.168	122.0	39.837	90.2	1:43.305	86.67	0.717	10:20:33.040	
12 -	22.220	111.4	40.927	123.3	40.006	90.8	1:43.153	(3)	86.80	0.565	10:22:16.193
13 -	22.414	108.9	40.848	116.9	40.529	90.3	1:43.791	86.27	1.203	10:23:59.984	
14 -	22.534	114.7	41.681	123.3	39.815	89.3	1:44.030	86.07	1.442	10:25:44.014	
15 -	22.422	112.0	40.936	121.1	40.138	90.6	1:43.496	86.51	0.908	10:27:27.510	
16 -	22.181	114.7	41.234	122.0	39.638	91.2	1:43.053	(2)	86.89	0.465	10:29:10.563
17 -	22.183	114.7	40.825	122.0	39.580	91.0	1:42.588	(1)	87.28		10:30:53.151

P13 142 M3

Brian SLOOTEN

Honda - Bakker Frames Holland

IDEAL LAP TIME : 1:42.468

BEST LAP TIME : 1:42.614

DIFFERENCE : 0.146

LAP	SECTOR 1	SECTOR 2	SECTOR 3	LAP TIME	MPH	DIFF	TIME OF DAY			
1 -	OUTLAP	84.0	47.642	119.4	42.981	88.9	10:01:59.111			
2 -	23.428	107.5	42.545	121.3	42.038	89.9	1:48.011	82.90	5.397	10:03:47.122
3 -	23.093	104.8	42.479	120.9	40.046	91.0	1:45.618	84.78	3.004	10:05:32.740

Donington Park GP

Circuit Length = 2.4873 miles

Start: 10:00 Flag 10:30 End: 10:32

Weather / Track : Cloudy / Dry

MCRCB BULLETIN TK087

2014 MCE British Superbike Championship - Round 9

2014 Motul British Motostar Championship

QUALIFYING - SECTOR ANALYSIS

SECTOR 1 = FL to I1, SECTOR 2 = I1 to I2, SECTOR 3 = I2 to FL, DIFF = Difference To Personal Best Lap

4 -	22.907	113.9	41.835	120.6	40.543	90.3	1:45.285	85.04	2.671	10:07:18.025
5 -	22.994	114.9	42.003	121.5	40.786	89.8	1:45.783	84.64	3.169	10:09:03.808
6 -	22.584	116.5	42.080	121.5	40.027	89.9	1:44.691	85.53	2.077	10:10:48.499
7 -	22.990	116.1	41.605	120.9	39.799	90.2	1:44.394	85.77	1.780	10:12:32.893
8 -	22.663	116.7	41.404	121.5	39.865	90.7	1:43.932	86.15	1.318	10:14:16.825
9 -	22.663	116.7	41.710	120.6	39.539	90.6	1:43.912	86.17	1.298	10:16:00.737
10 -	22.736	117.9	41.451	120.6	40.135	91.7	1:44.322	85.83	1.708	10:17:45.059
11 -	22.398	118.7	41.299	120.4	39.424	90.4	1:43.121	86.83	0.507	10:19:28.180
12 -	22.507	117.3	40.979	122.6	39.584	90.2	1:43.070 (2)	86.87	0.456	10:21:11.250
13 -	22.745	115.7	41.213	122.2	39.641	90.8	1:43.599	86.43	0.985	10:22:54.849
14 -	22.622	118.7	41.308	122.0	41.703	89.3	1:45.633	84.76	3.019	10:24:40.482
15 -	22.773	118.7	41.629	121.1	40.243	89.4	1:44.645	85.56	2.031	10:26:25.127
16 -	25.003	89.8	42.094	122.0	39.335	91.3	1:46.432	84.13	3.818	10:28:11.559
17 -	22.387	118.9	41.107	121.1	39.597	89.9	1:43.091 (3)	86.85	0.477	10:29:54.650
18 -	22.273	117.5	41.125	122.4	39.216	91.7	1:42.614 (1)	87.26		10:31:37.264

P14 65

Josh OWENS

Honda - RCD Motorsport

IDEAL LAP TIME : 1:42.594

BEST LAP TIME : 1:42.939

DIFFERENCE : 0.345

LAP	SECTOR 1	SECTOR 2	SECTOR 3	LAP TIME	MPH	DIFF	TIME OF DAY				
1 -	OUTLAP	83.9	44.477	119.8	42.042	88.1					
2 -	23.048	106.8	42.235	121.5	40.940	89.3	1:46.223	84.29	3.284	10:03:40.507	
3 -	22.357	113.5	41.631	119.8	40.549	89.4	1:44.537	85.65	1.598	10:05:25.044	
4 -	22.185	118.7	40.793	121.1	41.978	88.6	1:44.956	85.31	2.017	10:07:10.000	
5 -	22.379	118.3	41.045	120.4	40.227	88.8	1:43.651	86.39	0.712	10:08:53.651	
6 -	22.347	118.3	41.104	118.3	39.690	89.6	1:43.141 (3)	86.81	0.202	10:10:36.792	
7 -	22.876	101.6	41.429	120.4	47.758	54.1	1:52.063	79.90	9.124	10:12:28.855	
8 -	28.888	97.9	49.583	83.2	52.561	86.1	2:11.032	68.33	28.093	10:14:39.887	
9 -	23.354	113.7	42.785	111.1	IN PIT		1:51.115	P	80.58	8.176	10:16:31.002
10 -	OUTLAP	106.5	42.175	119.6	40.439	89.2	3:43.506	40.06	2:00.567	10:20:14.508	
11 -	22.639	108.4	41.149	119.8	39.931	89.3	1:43.719	86.33	0.780	10:21:58.227	
12 -	22.349	118.7	40.971	118.7	39.781	88.8	1:43.101 (2)	86.85	0.162	10:23:41.328	
13 -	22.224	117.5	40.819	119.8	40.133	89.6	1:43.176	86.78	0.237	10:25:24.504	
14 -	22.679	116.9	41.416	117.3	39.769	89.1	1:43.864	86.21	0.925	10:27:08.368	
15 -	22.228	118.3	41.095	119.4	39.616	89.6	1:42.939 (1)	86.98		10:28:51.307	
16 -	22.478	117.5	41.075	118.9	39.863	89.7	1:43.416	86.58	0.477	10:30:34.723	

P15 13 M3

Sam BURMAN

Honda - WNT /Burman Racing

IDEAL LAP TIME : 1:43.109

BEST LAP TIME : 1:43.181

DIFFERENCE : 0.072

LAP	SECTOR 1	SECTOR 2	SECTOR 3	LAP TIME	MPH	DIFF	TIME OF DAY				
1 -	OUTLAP	100.7	43.094	120.4	41.453	87.7				10:01:49.018	
2 -	22.963	111.6	42.124	120.6	40.973	89.2	1:46.060	84.42	2.879	10:03:35.078	
3 -	22.827	114.1	41.908	121.5	40.605	90.2	1:45.340	85.00	2.159	10:05:20.418	
4 -	22.754	113.5	41.696	122.6	40.306	90.6	1:44.756	85.47	1.575	10:07:05.174	
5 -	22.397	113.7	40.958	123.1	39.826	90.2	1:43.181 (1)	86.78		10:08:48.355	
6 -	22.608	114.9	41.390	121.3	39.977	90.4	1:43.975	86.12	0.794	10:10:32.330	
7 -	22.756	113.9	41.651	120.4	40.707	89.2	1:45.114	85.18	1.933	10:12:17.444	
8 -	22.871	114.3	42.084	120.6	IN PIT		1:44.327	P	85.83	1.146	10:14:01.771
9 -	OUTLAP	98.5	42.782	121.3	40.643	89.2	3:39.920	40.71	1:56.739	10:17:41.691	
10 -	22.876	112.7	41.562	121.3	40.096	90.1	1:44.534	85.66	1.353	10:19:26.225	
11 -	22.850	114.1	41.512	122.0	40.446	88.7	1:44.808	85.43	1.627	10:21:11.033	
12 -	22.729	112.9	41.237	122.4	39.754	89.8	1:43.720 (2)	86.33	0.539	10:22:54.753	
13 -	22.927	111.4	41.561	122.2	40.965	90.1	1:45.453	84.91	2.272	10:24:40.206	
14 -	22.817	115.3	41.602	122.0	40.174	90.3	1:44.593	85.61	1.412	10:26:24.799	
15 -	22.694	114.7	41.452	121.1	40.038	90.1	1:44.184	85.94	1.003	10:28:08.983	
16 -	22.732	115.9	41.509	121.1	40.009	91.0	1:44.250	85.89	1.069	10:29:53.233	
17 -	22.555	115.7	41.471	121.7	39.764	90.8	1:43.790 (3)	86.27	0.609	10:31:37.023	

P16 25 M3

Mike BROUWERS

Honda - Joma /Brouwers Racing Team

IDEAL LAP TIME : 1:42.795

BEST LAP TIME : 1:43.259

DIFFERENCE : 0.464

LAP	SECTOR 1	SECTOR 2	SECTOR 3	LAP TIME	MPH	DIFF	TIME OF DAY			
1 -	OUTLAP	84.8	45.057	120.0	42.715	88.4				10:01:56.053
2 -	22.446	112.2	41.828	123.3	40.949	89.3	1:45.223 (2)	85.09	1.964	10:03:41.276

Donington Park GP

Circuit Length = 2.4873 miles

Start: 10:00 Flag 10:30 End: 10:32

Weather / Track : Cloudy / Dry

MCRCB BULLETIN TK087

2014 MCE British Superbike Championship - Round 9

2014 Motul British Motostar Championship

QUALIFYING - SECTOR ANALYSIS

SECTOR 1 = FL to I1, SECTOR 2 = I1 to I2, SECTOR 3 = I2 to FL, DIFF = Difference To Personal Best Lap

3 - 22.353 118.1 40.934 121.1 **39.972 89.7 1:43.259 (1) 86.71 10:05:24.535**

P17 35		Elliot LODGE					Honda - SP125 /Spike Racing			
IDEAL LAP TIME : 1:43.193		BEST LAP TIME : 1:43.411			DIFFERENCE : 0.218					
LAP	SECTOR 1	SECTOR 2		SECTOR 3		LAP TIME	MPH	DIFF	TIME OF DAY	
1 -	OUTLAP	92.4	44.664	120.9	41.810	88.6			10:01:53.346	
2 -	23.114	105.6	42.422	122.0	41.108	89.6	1:46.644	83.96	3.233	10:03:39.990
3 -	22.510	112.4	41.939	118.9	41.009	89.3	1:45.458	84.91	2.047	10:05:25.448
4 -	22.508	121.3	41.408	120.6	IN PIT		1:46.402 P	84.15	2.991	10:07:11.850
5 -	OUTLAP	99.1	42.872	118.5	40.937	84.7	4:29.796	33.18	2:46.385	10:11:41.646
6 -	24.083	103.4	42.090	120.4	39.811	88.8	1:45.984	84.48	2.573	10:13:27.630
7 -	22.738	110.1	41.680	118.1	39.808	88.3	1:44.226	85.91	0.815	10:15:11.856
8 -	22.491	118.5	41.182	118.7	IN PIT		1:43.979 P	86.11	0.568	10:16:55.835
9 -	OUTLAP	104.8	42.192	119.6	39.982	88.8	4:14.090	35.24	2:30.679	10:21:09.925
10 -	22.764	115.3	41.247	121.3	39.602	88.2	1:43.613 (2)	86.42	0.202	10:22:53.538
11 -	22.545	117.5	41.652	118.7	39.970	88.9	1:44.167	85.96	0.756	10:24:37.705
12 -	22.925	110.7	42.208	118.3	40.745	88.9	1:45.878	84.57	2.467	10:26:23.583
13 -	22.996	115.3	41.303	118.7	39.541	89.1	1:43.840 (3)	86.23	0.429	10:28:07.423
14 -	22.590	115.5	41.585	117.7	39.792	89.2	1:43.967	86.12	0.556	10:29:51.390
15 -	22.628	115.9	41.161	121.5	39.622	85.6	1:43.411 (1)	86.59		10:31:34.801

P18 90		Greg GREENWOOD					Luyten Honda - FPW Racing			
IDEAL LAP TIME : 1:43.750		BEST LAP TIME : 1:43.933			DIFFERENCE : 0.183					
LAP	SECTOR 1	SECTOR 2		SECTOR 3		LAP TIME	MPH	DIFF	TIME OF DAY	
1 -	OUTLAP	100.0	44.648	118.9	42.149	86.6			10:01:52.093	
2 -	23.410	107.3	42.482	118.3	42.923	88.1	1:48.815	82.29	4.882	10:03:40.908
3 -	23.016	111.2	41.825	120.2	41.127	87.5	1:45.968	84.50	2.035	10:05:26.876
4 -	22.870	117.5	42.081	118.9	42.168	87.0	1:47.119	83.59	3.186	10:07:13.995
5 -	23.055	116.3	43.561	113.5	42.287	86.4	1:48.903	82.22	4.970	10:09:02.898
6 -	23.226	115.1	42.090	117.5	40.927	88.1	1:46.243	84.28	2.310	10:10:49.141
7 -	22.935	113.3	41.492	118.7	40.795	87.1	1:45.222	85.10	1.289	10:12:34.363
8 -	23.042	114.7	41.500	118.3	40.871	87.2	1:45.413	84.94	1.480	10:14:19.776
9 -	22.910	116.7	41.353	117.3	40.504	86.6	1:44.767 (3)	85.47	0.834	10:16:04.543
10 -	22.832	118.1	41.055	118.7	40.046	88.2	1:43.933 (1)	86.15		10:17:48.476
11 -	22.819	109.8	42.880	117.5	40.948	86.9	1:46.647	83.96	2.714	10:19:35.123
12 -	22.753	116.5	41.394	118.5	40.606	89.2	1:44.753 (2)	85.48	0.820	10:21:19.876
13 -	22.954	115.7	41.607	116.9	43.756	86.2	1:48.317	82.66	4.384	10:23:08.193
14 -	22.649	118.7	41.537	120.4	52.774	82.9	1:56.960	76.55	13.027	10:25:05.153
15 -	23.328	115.9	41.760	117.7	41.181	88.3	1:46.269	84.26	2.336	10:26:51.422
16 -	22.718	115.1	42.156	117.3	IN PIT		1:45.688 P	84.72	1.755	10:28:37.110

P19 74 M3		Joe THOMPSON					Repli-Cast - Repli-CastUK			
IDEAL LAP TIME : 1:43.812		BEST LAP TIME : 1:44.239			DIFFERENCE : 0.427					
LAP	SECTOR 1	SECTOR 2		SECTOR 3		LAP TIME	MPH	DIFF	TIME OF DAY	
1 -	OUTLAP	81.8	48.003	118.9	44.085	87.1			10:02:01.626	
2 -	23.526	104.6	42.664	119.6	41.824	87.8	1:48.014	82.90	3.775	10:03:49.640
3 -	23.117	104.5	42.153	120.9	41.763	88.4	1:47.033	83.66	2.794	10:05:36.673
4 -	22.718	105.5	43.123	118.3	41.996	87.6	1:47.837	83.03	3.598	10:07:24.510
5 -	22.730	113.3	41.689	118.7	40.928	87.8	1:45.347	84.99	1.108	10:09:09.857
6 -	22.718	112.4	41.431	119.1	40.798	88.7	1:44.947	85.32	0.708	10:10:54.804
7 -	22.507	108.7	41.767	118.9	41.095	88.6	1:45.369	84.98	1.130	10:12:40.173
8 -	22.640	109.1	41.903	118.7	41.261	88.4	1:45.804	84.63	1.565	10:14:25.977
9 -	22.522	109.2	41.470	120.4	40.659	88.4	1:44.651	85.56	0.412	10:16:10.628
10 -	23.502	108.4	41.717	115.1	40.868	88.6	1:46.087	84.40	1.848	10:17:56.715
11 -	22.672	108.2	41.609	118.5	40.560	88.4	1:44.841	85.40	0.602	10:19:41.556
12 -	22.435	114.3	41.199	117.7	43.444	88.9	1:47.078	83.62	2.839	10:21:28.634
13 -	22.549	113.3	41.646	118.3	40.200	89.1	1:44.395 (2)	85.77	0.156	10:23:13.029
14 -	25.901	89.2	53.904	91.0	44.095	89.6	2:03.900	72.27	19.661	10:25:16.929
15 -	22.617	112.9	41.270	115.1	40.352	88.8	1:44.239 (1)	85.90		10:27:01.168
16 -	22.547	112.7	41.449	118.3	40.438	89.4	1:44.434 (3)	85.74	0.195	10:28:45.602
17 -	22.413	113.3	41.339	119.4	1:03.595	81.3	2:07.347	70.31	23.108	10:30:52.949

Weather / Track : Cloudy / Dry

Donington Park GP
Circuit Length = 2.4873 miles
Start: 10:00 Flag 10:30 End: 10:32

MCRCB BULLETIN TK087

2014 MCE British Superbike Championship - Round 9

2014 Motul British Motostar Championship

QUALIFYING - SECTOR ANALYSIS

SECTOR 1 = FL to I1, SECTOR 2 = I1 to I2, SECTOR 3 = I2 to FL, DIFF = Difference To Personal Best Lap

P20 19		Kai JOHNSON					Aprilia - Kinpac Racing				
IDEAL LAP TIME : 1:44.689		BEST LAP TIME : 1:44.722					DIFFERENCE : 0.033				
LAP	SECTOR 1	SECTOR 2		SECTOR 3		LAP TIME	MPH	DIFF	TIME OF DAY		
1 -	OUTLAP	83.5	46.874	114.5	43.766	86.5			10:02:00.890		
2 -	23.213	115.5	42.103	113.3	42.286	87.5	1:47.602	83.21	2.880	10:03:48.492	
3 -	22.869	107.8	42.243	119.6	42.111	87.6	1:47.223	83.51	2.501	10:05:35.715	
4 -	23.211	107.0	42.255	117.5	41.247	86.6	1:46.713	83.91	1.991	10:07:22.428	
5 -	23.039	116.5	42.040	117.7	41.129	86.8	1:46.208	84.31	1.486	10:09:08.636	
6 -	22.829	115.7	41.827	116.9	40.757	87.3	1:45.413 (3)	84.94	0.691	10:10:54.049	
7 -	22.715	115.1	41.851	117.1	40.984	87.3	1:45.550	84.83	0.828	10:12:39.599	
8 -	22.913	114.7	41.915	117.1	40.857	86.9	1:45.685	84.72	0.963	10:14:25.284	
9 -	22.868	114.7	41.667	117.7	41.053	87.5	1:45.588	84.80	0.866	10:16:10.872	
10 -	22.903	116.1	41.512	117.3	40.622	87.8	1:45.037 (2)	85.25	0.315	10:17:55.909	
11 -	22.748	114.7	41.376	117.3	40.598	87.1	1:44.722 (1)	85.50		10:19:40.631	

P21 27 M3		Cat GREEN					Honda - Redline Racing				
IDEAL LAP TIME : 1:44.691		BEST LAP TIME : 1:44.829					DIFFERENCE : 0.138				
LAP	SECTOR 1	SECTOR 2		SECTOR 3		LAP TIME	MPH	DIFF	TIME OF DAY		
1 -	OUTLAP	87.6	46.908	120.0	44.890	85.1			10:02:05.282		
2 -	24.251	99.7	44.477	120.4	42.902	88.2	1:51.630	80.21	6.801	10:03:56.912	
3 -	23.823	108.2	43.308	120.6	42.218	87.7	1:49.349	81.88	4.520	10:05:46.261	
4 -	23.326	110.0	42.797	122.4	42.378	89.3	1:48.501	82.52	3.672	10:07:34.762	
5 -	23.218	110.5	42.540	121.5	41.754	88.3	1:47.512	83.28	2.683	10:09:22.274	
6 -	23.251	106.6	43.240	120.6	41.835	88.0	1:48.326	82.66	3.497	10:11:10.600	
7 -	23.213	110.7	42.379	121.1	41.598	87.0	1:47.190	83.53	2.361	10:12:57.790	
8 -	23.205	110.3	42.268	121.5	41.694	89.1	1:47.167	83.55	2.338	10:14:44.957	
9 -	23.011	110.9	42.324	120.6	41.477	88.8	1:46.812	83.83	1.983	10:16:31.769	
10 -	22.885	114.1	41.952	120.9	41.309	89.2	1:46.146	84.35	1.317	10:18:17.915	
11 -	22.806	111.8	41.913	120.9	41.041	88.7	1:45.760	84.66	0.931	10:20:03.675	
12 -	22.914	113.5	42.134	119.4	42.240	89.1	1:47.288	83.46	2.459	10:21:50.963	
13 -	22.943	113.5	41.668	120.6	40.905	89.4	1:45.516	84.86	0.687	10:23:36.479	
14 -	22.935	115.1	41.612	122.4	40.484	89.6	1:45.031 (2)	85.25	0.202	10:25:21.510	
15 -	22.830	117.1	41.401	122.6	40.598	88.9	1:44.829 (1)	85.41		10:27:06.339	
16 -	22.926	116.3	41.512	121.5	40.819	89.9	1:45.257 (3)	85.07	0.428	10:28:51.596	
17 -	22.948	116.3	41.869	122.4	40.884	89.2	1:45.701	84.71	0.872	10:30:37.297	

P22 84		Daniel HERMANSSON					TSR Luyten - FPW Racing				
IDEAL LAP TIME : 1:44.674		BEST LAP TIME : 1:44.927					DIFFERENCE : 0.253				
LAP	SECTOR 1	SECTOR 2		SECTOR 3		LAP TIME	MPH	DIFF	TIME OF DAY		
1 -	OUTLAP	85.2	45.429	119.1	43.675	88.7			10:01:56.690		
2 -	23.892	104.3	42.993	118.5	44.602	88.3	1:51.487	80.31	6.560	10:03:48.177	
3 -	22.987	106.8	42.599	119.6	41.697	88.3	1:47.283	83.46	2.356	10:05:35.460	
4 -	23.255	107.7	44.899	96.5	46.270	87.1	1:54.424	78.25	9.497	10:07:29.884	
5 -	23.239	109.2	42.856	118.1	42.145	87.0	1:48.240	82.72	3.313	10:09:18.124	
6 -	23.243	114.1	42.300	117.9	41.488	87.3	1:47.031	83.66	2.104	10:11:05.155	
7 -	23.261	113.7	42.065	117.7	41.440	87.0	1:46.766	83.86	1.839	10:12:51.921	
8 -	23.163	113.5	42.511	117.5	41.083	87.2	1:46.757	83.87	1.830	10:14:38.678	
9 -	23.505	110.9	42.554	117.1	IN PIT		1:47.806 P	83.06	2.879	10:16:26.484	
10 -	OUTLAP	111.4	42.099	117.7	41.376	86.8	3:41.205	40.48	1:56.278	10:20:07.689	
11 -	23.045	109.1	41.983	118.3	40.832	88.0	1:45.860	84.58	0.933	10:21:53.549	
12 -	23.101	115.7	41.682	119.4	40.611	87.6	1:45.394 (2)	84.96	0.467	10:23:38.943	
13 -	22.866	114.7	41.863	119.4	40.748	87.5	1:45.477 (3)	84.89	0.550	10:25:24.420	
14 -	22.964	115.1	41.864	119.8	40.702	87.5	1:45.530	84.85	0.603	10:27:09.950	
15 -	22.694	114.5	41.369	118.9	40.864	87.7	1:44.927 (1)	85.33		10:28:54.877	
16 -	22.981	114.5	42.510	117.9	41.250	88.1	1:46.741	83.88	1.814	10:30:41.618	

P23 47		Jake ARCHER					Honda - Jake Archer Racing				
IDEAL LAP TIME : 1:45.294		BEST LAP TIME : 1:45.562					DIFFERENCE : 0.268				
LAP	SECTOR 1	SECTOR 2		SECTOR 3		LAP TIME	MPH	DIFF	TIME OF DAY		
1 -	OUTLAP	101.2	44.247	119.1	42.863	86.8			10:01:52.934		

Weather / Track : Cloudy / Dry

Donington Park GP
Circuit Length = 2.4873 miles
Start: 10:00 Flag 10:30 End: 10:32

MCRCB BULLETIN TK087

2014 MCE British Superbike Championship - Round 9

2014 Motul British Motostar Championship

QUALIFYING - SECTOR ANALYSIS

SECTOR 1 = FL to I1, SECTOR 2 = I1 to I2, SECTOR 3 = I2 to FL, DIFF = Difference To Personal Best Lap

2 -	24.215	106.0	43.048	120.0	42.481	87.5	1:49.744	81.59	4.182	10:03:42.678
3 -	23.372	116.3	42.524	118.7	42.019	87.1	1:47.915	82.97	2.353	10:05:30.593
4 -	23.318	115.1	41.775	117.5	41.662	87.5	1:46.755	83.87	1.193	10:07:17.348
5 -	23.080	116.5	41.850	118.1	41.831	87.3	1:46.761	83.87	1.199	10:09:04.109
6 -	22.966	116.1	41.724	119.1	41.281	87.5	1:45.971 (2)	84.49	0.409	10:10:50.080
7 -	23.002	112.5	41.840	117.9	41.468	87.3	1:46.310 (3)	84.22	0.748	10:12:36.390
8 -	23.238	115.1	41.787	117.1	41.352	87.3	1:46.377	84.17	0.815	10:14:22.767
9 -	23.331	115.9	42.344	116.7	IN PIT		1:49.220 P	81.98	3.658	10:16:11.987
10 -	OUTLAP	108.5	43.411	116.9	42.568	86.3	5:07.512	29.11	3:21.950	10:21:19.499
11 -	23.625	115.3	41.735	117.9	42.266	86.5	1:47.626	83.19	2.064	10:23:07.125
12 -	23.202	116.5	42.035	117.3	42.705	87.0	1:47.942	82.95	2.380	10:24:55.067
13 -	23.411	114.1	41.930	116.9	41.366	87.5	1:46.707	83.91	1.145	10:26:41.774
14 -	23.186	115.5	41.848	117.1	42.339	86.3	1:47.373	83.39	1.811	10:28:29.147
15 -	23.234	107.3	41.619	117.1	40.709	87.3	1:45.562 (1)	84.82		10:30:14.709

P24	4	Louis VALLELEY	KTM - Century 21 / Cresswell Racing							
IDEAL LAP TIME : 1:46.532		BEST LAP TIME : 1:46.888		DIFFERENCE : 0.356						

LAP	SECTOR 1	SECTOR 2	SECTOR 3	LAP TIME	MPH	DIFF	TIME OF DAY			
1 -							10:01:57.501			
2 -				1:50.140	81.30	3.252	10:03:47.641			
3 -				1:47.450	83.33	0.562	10:05:35.091			
4 -			IN PIT	1:50.493 P	81.04	3.605	10:07:25.584			
5 -	OUTLAP	112.5	43.696	112.5	41.545	88.0	2:22.150	62.99	35.262	10:09:47.735
6 -	23.467	111.4	42.962	112.9	41.275	87.7	1:47.704	83.13	0.816	10:11:35.439
7 -	23.908	102.1	45.415	109.1	41.916	86.4	1:51.239	80.49	4.351	10:13:26.678
8 -	23.303	112.2	43.264	112.5	IN PIT		1:46.573 P	84.02		10:15:13.251
9 -	OUTLAP	112.2	42.395	113.9	41.149	87.1	2:34.214	58.06	47.326	10:17:47.465
10 -	23.631	105.1	43.199	112.9	41.387	87.5	1:48.217	82.74	1.329	10:19:35.682
11 -	23.270	110.9	42.905	114.3	41.031	88.1	1:47.206 (3)	83.52	0.318	10:21:22.888
12 -	23.191	110.3	42.992	113.7	41.128	88.0	1:47.311	83.44	0.423	10:23:10.199
13 -	23.173	110.0	42.725	114.3	40.990	87.7	1:46.888 (1)	83.77		10:24:57.087
14 -	23.246	108.7	42.889	114.3	40.964	88.1	1:47.099 (2)	83.60	0.211	10:26:44.186
15 -	23.177	110.3	43.123	114.3	41.112	88.4	1:47.412	83.36	0.524	10:28:31.598
16 -	23.214	112.2	43.448	113.5	41.308	87.8	1:47.970	82.93	1.082	10:30:19.568

P25	54	Bryn OWEN	Honda - Bryn Taff Racing							
IDEAL LAP TIME : 1:47.014		BEST LAP TIME : 1:47.248		DIFFERENCE : 0.234						

LAP	SECTOR 1	SECTOR 2	SECTOR 3	LAP TIME	MPH	DIFF	TIME OF DAY			
1 -	OUTLAP	90.1	46.586	115.7	45.599	83.7				10:02:06.179
2 -	23.957	116.3	44.054	117.1	43.101	85.9	1:51.112	80.58	3.864	10:03:57.291
3 -	23.633	107.5	43.317	118.1	42.504	85.8	1:49.454	81.81	2.206	10:05:46.745
4 -	23.379	117.5	42.563	118.1	42.485	85.6	1:48.427	82.58	1.179	10:07:35.172
5 -	23.396	111.2	42.781	116.9	42.115	85.9	1:48.292	82.68	1.044	10:09:23.464
6 -	23.556	113.7	42.369	115.9	42.344	85.7	1:48.269	82.70	1.021	10:11:11.733
7 -	23.411	113.1	42.496	116.9	42.268	85.5	1:48.175	82.77	0.927	10:12:59.908
8 -	23.589	115.3	42.649	116.1	42.386	85.4	1:48.624	82.43	1.376	10:14:48.532
9 -	23.509	114.1	42.810	115.5	42.415	85.3	1:48.734	82.35	1.486	10:16:37.266
10 -	23.408	114.3	42.814	116.1	42.839	85.7	1:49.061	82.10	1.813	10:18:26.327
11 -	23.951	106.8	43.596	114.9	42.981	85.6	1:50.528	81.01	3.280	10:20:16.855
12 -	23.175	115.3	42.175	117.1	41.979	85.8	1:47.329 (2)	83.42	0.081	10:22:04.184
13 -	23.431	112.2	42.338	115.9	42.163	85.4	1:47.932	82.96	0.684	10:23:52.116
14 -	23.409	115.9	42.166	116.1	41.673	85.7	1:47.248 (1)	83.49		10:25:39.364
15 -	23.384	114.1	42.172	115.9	42.299	86.3	1:47.855	83.02	0.607	10:27:27.219
16 -	23.901	114.7	42.428	114.7	41.982	84.7	1:48.311	82.67	1.063	10:29:15.530
17 -	23.379	112.9	42.503	115.9	41.834	85.9	1:47.716 (3)	83.13	0.468	10:31:03.246

P26	7	Jamie ASHBY	Honda - JPA Racing / SP125							
IDEAL LAP TIME : 1:47.129		BEST LAP TIME : 1:47.260		DIFFERENCE : 0.131						

LAP	SECTOR 1	SECTOR 2	SECTOR 3	LAP TIME	MPH	DIFF	TIME OF DAY			
1 -	OUTLAP	86.7	47.140	114.7	44.375	84.1				10:02:04.581
2 -	24.127	107.3	43.857	116.3	42.998	84.7	1:50.982	80.68	3.722	10:03:55.563
3 -	23.892	108.5	43.385	115.9	42.313	84.5	1:49.590	81.70	2.330	10:05:45.153

Weather / Track : Cloudy / Dry

Donington Park GP
Circuit Length = 2.4873 miles
Start: 10:00 Flag 10:30 End: 10:32

MCRCB BULLETIN TK087

2014 MCE British Superbike Championship - Round 9

2014 Motul British Motostar Championship

QUALIFYING - SECTOR ANALYSIS

SECTOR 1 = FL to I1, SECTOR 2 = I1 to I2, SECTOR 3 = I2 to FL, DIFF = Difference To Personal Best Lap

4 -	23.837	108.2	43.134	115.5	42.430	84.6	1:49.401	81.84	2.141	10:07:34.554
5 -	23.801	109.4	43.125	118.5	42.513	85.3	1:49.439	81.82	2.179	10:09:23.993
6 -	23.642	111.8	42.622	116.7	42.089	84.4	1:48.353	82.64	1.093	10:11:12.346
7 -	23.630	110.1	42.668	116.5	41.845	85.3	1:48.143	82.80	0.883	10:13:00.489
8 -	23.580	112.9	42.590	116.7	42.299	85.4	1:48.469	82.55	1.209	10:14:48.958
9 -	23.605	110.5	42.416	117.1	42.586	85.0	1:48.607	82.44	1.347	10:16:37.565
10 -	23.545	112.0	42.583	116.7	42.131	85.3	1:48.259	82.71	0.999	10:18:25.824
11 -	23.563	110.1	42.938	111.6	42.001	85.1	1:48.502	82.52	1.242	10:20:14.326
12 -	23.553	111.1	42.457	115.3	41.947	84.9	1:47.957	82.94	0.697	10:22:02.283
13 -	23.541	110.7	42.702	113.9	41.840	85.0	1:48.083	82.84	0.823	10:23:50.366
14 -	23.694	112.0	42.619	115.3	41.403	84.9	1:47.716	83.13	0.456	10:25:38.082
15 -	23.530	111.8	42.575	115.1	41.280	85.6	1:47.385 (2)	83.38	0.125	10:27:25.467
16 -	23.554	112.9	42.384	117.1	41.322	85.4	1:47.260 (1)	83.48		10:29:12.727
17 -	23.465	113.1	42.630	115.7	41.480	85.0	1:47.575 (3)	83.23	0.315	10:31:00.302

P27 44	Jake BAYFORD				Honda - SGR Racing					
IDEAL LAP TIME : 1:48.245		BEST LAP TIME : 1:48.367		DIFFERENCE : 0.122						
LAP	SECTOR 1	SECTOR 2	SECTOR 3	LAP TIME	MPH	DIFF	TIME OF DAY			
1 -	OUTLAP	90.1	45.719	115.7	43.004	86.2				10:01:55.855
2 -	23.976	110.0	43.680	113.9	42.894	85.9	1:50.550	80.99	2.183	10:03:46.405
3 -	23.561	110.1	42.819	114.7	41.987	86.4	1:48.367 (1)	82.63		10:05:34.772
4 -	23.456	112.4	42.999	113.7	43.029	86.1	1:49.484	81.78	1.117	10:07:24.256
5 -	23.566	110.5	43.022	114.3	42.493	86.4	1:49.081	82.08	0.714	10:09:13.337
6 -	23.692	109.4	43.460	112.9	42.390	86.1	1:49.542	81.74	1.175	10:11:02.879
7 -	26.881	99.8	43.315	113.1	42.086	85.9	1:52.282	79.74	3.915	10:12:55.161
8 -	23.572	110.9	43.067	113.7	41.975	86.2	1:48.614 (2)	82.44	0.247	10:14:43.775
9 -	23.529	107.3	43.243	112.5	41.970	86.3	1:48.742 (3)	82.34	0.375	10:16:32.517
10 -	23.456	110.7	42.912	112.4	43.824	65.3	1:50.192	81.26	1.825	10:18:22.709
11 -	32.964	68.6	1:02.739	67.2	IN PIT		2:30.781 P	59.38	42.414	10:20:53.490

P28 18	Paul DOBB				Honda - PDR					
IDEAL LAP TIME : 1:49.205		BEST LAP TIME : 1:49.572		DIFFERENCE : 0.367						
LAP	SECTOR 1	SECTOR 2	SECTOR 3	LAP TIME	MPH	DIFF	TIME OF DAY			
1 -	OUTLAP	107.7	44.193	112.7	43.207	82.7				10:08:31.660
2 -	24.088	106.3	43.280	114.9	43.105	82.7	1:50.473 (3)	81.05	0.901	10:10:22.133
3 -	23.699	106.3	43.210	114.9	42.663	83.8	1:49.572 (1)	81.72		10:12:11.705
4 -	23.947	105.3	43.563	114.1	42.472	83.5	1:49.982 (2)	81.41	0.410	10:14:01.687
5 -	23.729	108.2	43.043	105.8	IN PIT		1:49.212 P	81.99		10:15:50.899
6 -	OUTLAP	106.5	43.205	114.7	42.463	82.7	4:48.245	31.06	2:58.673	10:20:39.144
7 -	23.776	106.8	43.131	114.5	IN PIT		1:49.460 P	81.80		10:22:28.604
8 -	OUTLAP	101.5	44.200	112.9	IN PIT		3:26.449 P	43.37	1:36.877	10:25:55.053

P29 100	Stephen CAMPBELL				Honda - Campbell Racing					
IDEAL LAP TIME : 1:55.993		BEST LAP TIME : 1:56.948		DIFFERENCE : 0.955						
LAP	SECTOR 1	SECTOR 2	SECTOR 3	LAP TIME	MPH	DIFF	TIME OF DAY			
1 -	OUTLAP	76.7	52.128	113.7	50.693	82.3				10:02:16.212
2 -	26.004	89.8	48.059	113.3	47.059	83.8	2:01.122	73.92	4.174	10:04:17.334
3 -	25.213	94.3	46.910	113.3	50.045	83.5	2:02.168	73.29	5.220	10:06:19.502
4 -	24.969	94.2	47.071	114.1	49.443	84.0	2:01.483	73.70	4.535	10:08:20.985
5 -	24.751	94.1	45.808	114.1	46.389	84.7	1:56.948 (1)	76.56		10:10:17.933
6 -	24.714	98.1	46.215	113.9	IN PIT		1:59.389 P	75.00	2.441	10:12:17.322
7 -	OUTLAP	76.3	51.773	102.1	50.205	83.0	10:01.705	14.88	8:04.757	10:22:19.027
8 -	25.449	94.6	48.281	112.9	53.192	84.0	2:06.922	70.55	9.974	10:24:25.949
9 -	24.893	97.1	46.765	114.1	49.354	83.9	2:01.012 (3)	73.99	4.064	10:26:26.961
10 -	26.162	83.5	49.885	112.7	46.018	84.7	2:02.065	73.35	5.117	10:28:29.026
11 -	25.094	95.4	46.991	114.3	45.471	83.7	1:57.556 (2)	76.17	0.608	10:30:26.582

Weather / Track : Cloudy / Dry

Donington Park GP
Circuit Length = 2.4873 miles
Start: 10:00 Flag 10:30 End: 10:32

MCRCB BULLETIN TK088**2014 MCE British Superbike Championship - Round 9****2014 Motul British Motostar Championship****QUALIFYING - BEST SPEEDS**

SECTOR 1				SECTOR 2			FINISH LINE		
POS	NO	NAME	MPH	NO	NAME	MPH	NO	NAME	MPH
1	6	Taz TAYLOR	124.9	66	Joe IRVING	128.0	66	Joe IRVING	94.7
2	34	Jordan WEAVING	123.8	127	Georgina POLDEN	128.0	42	James HOBSON	94.0
3	66	Joe IRVING	123.5	34	Jordan WEAVING	127.8	28	Bradley RAY	93.5
4	28	Bradley RAY	122.6	42	James HOBSON	127.8	127	Georgina POLDEN	93.3
5	12	Edward RENDELL	121.7	45	Olly SIMPSON	125.2	45	Olly SIMPSON	92.8
6	42	James HOBSON	121.5	64	Asher DURHAM	125.2	34	Jordan WEAVING	92.7
7	86	Charlie NESBITT	121.5	86	Charlie NESBITT	124.9	6	Taz TAYLOR	92.5
8	35	Elliot LODGE	121.3	6	Taz TAYLOR	124.5	64	Asher DURHAM	92.4
9	45	Olly SIMPSON	120.6	28	Bradley RAY	124.2	86	Charlie NESBITT	91.7
10	64	Asher DURHAM	120.6	25	Mike BROUWERS	123.3	142	Brian SLOOTEN	91.7
11	25	Mike BROUWERS	120.0	79	Chris TAYLOR	123.3	79	Chris TAYLOR	91.2
12	142	Brian SLOOTEN	118.9	13	Sam BURMAN	123.1	43	Amie SHELTON	91.1
13	65	Josh OWENS	118.7	27	Cat GREEN	122.6	13	Sam BURMAN	91.0
14	90	Greg GREENWOOD	118.7	142	Brian SLOOTEN	122.6	27	Cat GREEN	89.9
15	54	Bryn OWEN	117.5	35	Elliot LODGE	122.0	25	Mike BROUWERS	89.7
16	27	Cat GREEN	117.1	43	Amie SHELTON	122.0	65	Josh OWENS	89.7
17	43	Amie SHELTON	117.1	65	Josh OWENS	121.5	35	Elliot LODGE	89.6
18	19	Kai JOHNSON	116.5	12	Edward RENDELL	121.1	74	Joe THOMPSON	89.6
19	47	Jake ARCHER	116.5	74	Joe THOMPSON	120.9	90	Greg GREENWOOD	89.2
20	13	Sam BURMAN	115.9	90	Greg GREENWOOD	120.4	12	Edward RENDELL	88.7
21	84	Daniel HERMANSSON	115.7	47	Jake ARCHER	120.0	84	Daniel HERMANSSON	88.7
22	79	Chris TAYLOR	114.7	84	Daniel HERMANSSON	119.8	4	Louis VALLELEY	88.4
23	74	Joe THOMPSON	114.3	19	Kai JOHNSON	119.6	19	Kai JOHNSON	87.8
24	127	Georgina POLDEN	113.9	7	Jamie ASHBY	118.5	47	Jake ARCHER	87.5
25	7	Jamie ASHBY	113.1	36	Jayson URIBE	118.5	44	Jake BAYFORD	86.4
26	4	Louis VALLELEY	112.5	54	Bryn OWEN	118.1	54	Bryn OWEN	86.3
27	44	Jake BAYFORD	112.4	44	Jake BAYFORD	115.7	7	Jamie ASHBY	85.6
28	18	Paul DOBB	108.2	18	Paul DOBB	114.9	100	Stephen CAMPBELL	84.7
29	36	Jayson URIBE	105.3	4	Louis VALLELEY	114.3	18	Paul DOBB	83.8
30	100	Stephen CAMPBELL	98.1	100	Stephen CAMPBELL	114.3			

Weather / Track : Cloudy / Dry

Donington Park GP

Circuit Length = 2.4873 miles

Start: 10:00 Flag 10:30 End: 10:32

Results can be found at www.tsl-timing.com

Printed - 10:33 Saturday, 06 September 2014

MCRCB BULLETIN TK089

2014 MCE British Superbike Championship - Round 9

2014 Motul British Motostar Championship

QUALIFYING - BEST SECTORS

SECTOR 1			SECTOR 2			SECTOR 3			IDEAL / BEST COMPARISON						
POS	NO	NAME	TIME	NO	NAME	TIME	NO	NAME	TIME	POS	NO	NAME	IDEAL	BEST	DIFF
1	66	IRVING	21.178	66	IRVING	38.935	28	RAY	37.354				PERFECT LAP	1:37.467	
2	28	RAY	21.430	28	RAY	39.108	66	IRVING	37.491	1	66	IRVING	1:37.604	1:37.772	0.168
3	34	WEAVING	21.431	6	TAYLOR	39.236	45	SIMPSON	37.964	2	28	RAY	1:37.892	1:37.927	0.035
4	6	TAYLOR	21.629	45	SIMPSON	39.480	34	WEAVING	38.165	3	34	WEAVING	1:39.116	1:39.392	0.276
5	45	SIMPSON	21.678	64	DURHAM	39.484	6	TAYLOR	38.414	4	45	SIMPSON	1:39.122	1:39.122	0.000
6	42	HOBSON	21.702	34	WEAVING	39.520	12	RENDELL	38.520	5	6	TAYLOR	1:39.279	1:40.432	0.153
7	64	DURHAM	21.873	127	POLDEN	39.862	86	NESBITT	38.792	6	42	HOBSON	1:40.509	1:40.739	0.230
8	86	NESBITT	21.964	12	RENDELL	39.908	42	HOBSON	38.820	7	64	DURHAM	1:40.514	1:40.636	0.122
9	127	POLDEN	21.980	42	HOBSON	39.987	43	SHELTON	38.970	8	12	RENDELL	1:40.577	1:40.587	0.010
10	43	SHELTON	21.994	43	SHELTON	40.046	64	DURHAM	39.157	9	86	NESBITT	1:40.839	1:41.369	0.530
11	12	RENDELL	22.149	86	NESBITT	40.083	142	SLOOTEN	39.216	10	43	SHELTON	1:41.010	1:41.150	0.140
12	79	TAYLOR	22.181	25	BROUWERS	40.559	127	POLDEN	39.536	11	127	POLDEN	1:41.378	1:41.643	0.265
13	65	OWENS	22.185	65	OWENS	40.793	35	LODGE	39.541	12	142	SLOOTEN	1:42.468	1:42.614	0.146
14	25	BROUWERS	22.264	79	TAYLOR	40.825	79	TAYLOR	39.580	13	79	TAYLOR	1:42.586	1:42.588	0.002
15	142	SLOOTEN	22.273	13	BURMAN	40.958	65	OWENS	39.616	14	65	OWENS	1:42.594	1:42.939	0.345
16	13	BURMAN	22.397	142	SLOOTEN	40.979	13	BURMAN	39.754	15	25	BROUWERS	1:42.795	1:43.259	0.464
17	74	THOMPSON	22.413	90	GREENWOOD	41.055	25	BROUWERS	39.972	16	13	BURMAN	1:43.109	1:43.181	0.072
18	35	LODGE	22.491	35	LODGE	41.161	90	GREENWOOD	40.046	17	35	LODGE	1:43.193	1:43.411	0.218
19	90	GREENWOOD	22.649	74	THOMPSON	41.199	74	THOMPSON	40.200	18	90	GREENWOOD	1:43.750	1:43.933	0.183
20	84	HERMANSSON	22.694	84	HERMANSSON	41.369	27	GREEN	40.484	19	74	THOMPSON	1:43.812	1:44.239	0.427
21	19	JOHNSON	22.715	19	JOHNSON	41.376	19	JOHNSON	40.598	20	84	HERMANSSON	1:44.674	1:44.927	0.253
22	27	GREEN	22.806	27	GREEN	41.401	84	HERMANSSON	40.611	21	19	JOHNSON	1:44.689	1:44.722	0.033
23	47	ARCHER	22.966	47	ARCHER	41.619	47	ARCHER	40.709	22	27	GREEN	1:44.691	1:44.829	0.138
24	4	VALLELEY	23.173	54	OWEN	42.166	4	VALLELEY	40.964	23	47	ARCHER	1:45.294	1:45.562	0.268
25	54	OWEN	23.175	7	ASHBY	42.384	7	ASHBY	41.280	24	4	VALLELEY	1:46.532	1:46.888	0.356
26	44	BAYFORD	23.456	4	VALLELEY	42.395	54	OWEN	41.673	25	54	OWEN	1:47.014	1:47.248	0.234
27	7	ASHBY	23.465	44	BAYFORD	42.819	44	BAYFORD	41.970	26	7	ASHBY	1:47.129	1:47.260	0.131
28	18	DOBB	23.699	18	DOBB	43.043	18	DOBB	42.463	27	44	BAYFORD	1:48.245	1:48.367	0.122
29	100	CAMPBELL	24.714	36	URIBE	44.038	100	CAMPBELL	45.471	28	18	DOBB	1:49.205	1:49.572	0.367
30				100	CAMPBELL	45.808				29	100	CAMPBELL	1:55.993	1:56.948	0.955

Weather / Track : Cloudy / Dry

Donington Park GP

Circuit Length = 2.4873 miles

Start: 10:00 Flag 10:30 End: 10:32

Results can be found at www.tsl-timing.com

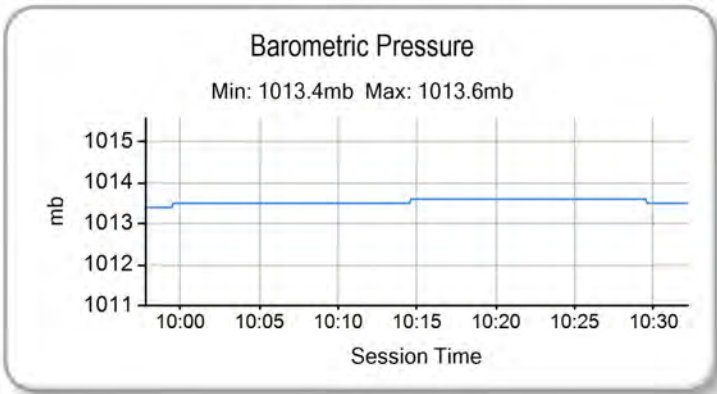
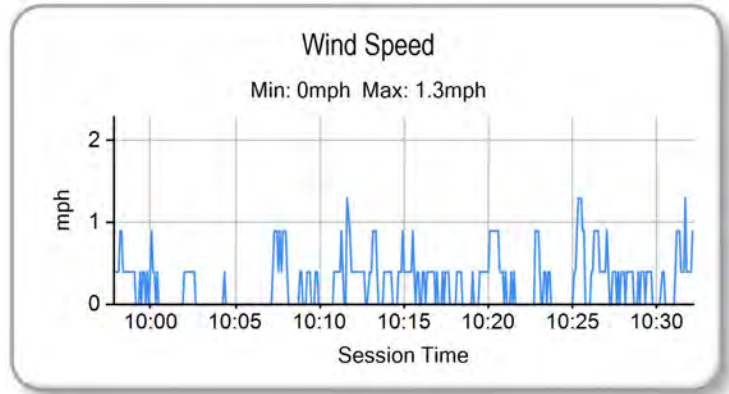
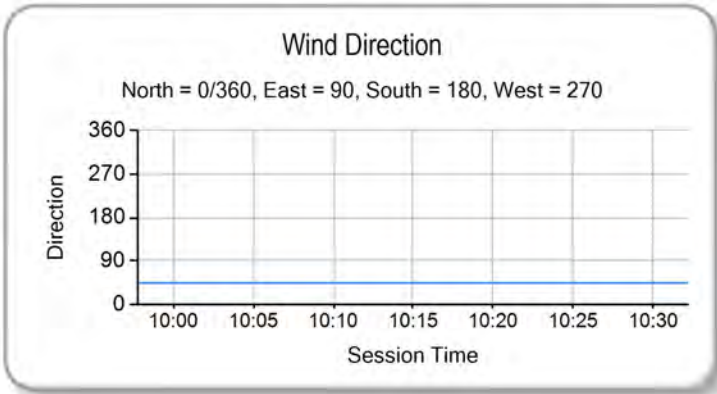
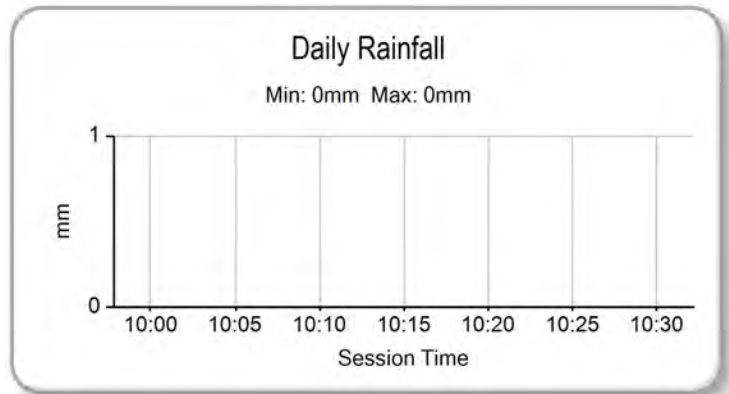
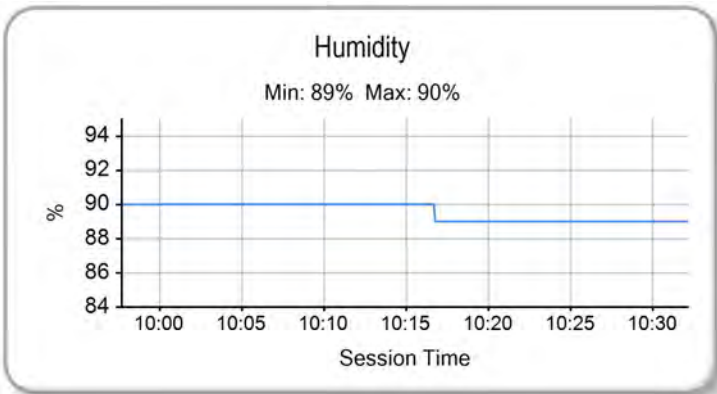
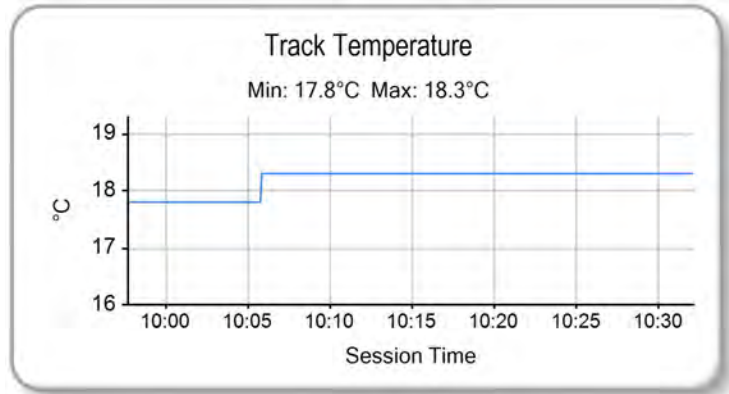
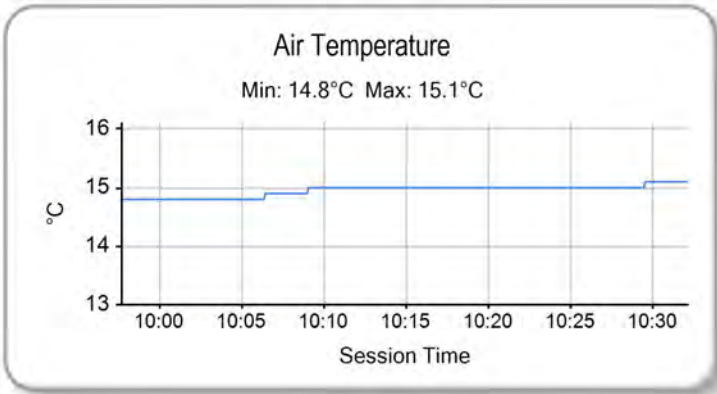
Printed - 10:33 Saturday, 06 September 2014

MCRCB BULLETIN TK090

2014 MCE British Superbike Championship - Round 9

2014 Motul British Motostar Championship

QUALIFYING - WEATHER CONDITIONS



Weather / Track : Cloudy / Dry

Results can be found at www.tsl-timing.com

Donington Park GP
Circuit Length = 2.4873 miles
Start: 10:00 Flag 10:30 End: 10:32

Printed - 10:34 Saturday, 06 September 2014

ROW 10	30 18 Paul DOBB	29 54 Bryn OWEN	28 84 Daniel HERMANSSON
ROW 9	27 27 Cat GREEN	26 19 Kai JOHNSON	25 142 Brian SLOOTEN
ROW 8	24 127 Georgina POLDEN	23 64 Asher DURHAM	22 45 Olly SIMPSON
ROW 7	21 100 Stephen CAMPBELL	20 7 Jamie ASHBY	19 4 Louis VALLELEY
ROW 6	18 13 Sam BURMAN	17 44 Jake BAYFORD	16 90 Greg GREENWOOD
ROW 5	15 74 Joe THOMPSON	14 79 Chris TAYLOR	13 47 Jake ARCHER
ROW 4	12 25 Mike BROUWERS	11 65 Josh OWENS	10 35 Elliot LODGE
ROW 3	9 86 Charlie NESBITT	8 42 James HOBSON	7 36 Jayson URIBE
ROW 2	6 6 Taz TAYLOR	5 43 Arnie SHELTON	4 12 Edward RENDELL
ROW 1	3 34 Jordan WEAIVING	2 66 Joe IRVING	1 28 Bradley RAY Pole

Donington Park GP
Circuit Length = 2.4873 miles

These results are provisional until the conclusion of any judicial and technical matters.

Race Director :	Stewards :	Timekeeper :
-----------------	------------	--------------

Results can be found at www.britishsuperbike.com

Printed - 10:34 Saturday, 06 September 2014



ROW 10	30 36 Jayson URIBE 1:56.948	29 100 Stephen CAMPBELL 1:49.572	28 18 Paul DOBB
ROW 9	27 44 Jake BAYFORD 1:48.367	26 7 Jamie ASHBY 1:47.260	25 54 Bryn OWEN 1:47.248
ROW 8	24 4 Louis VALLELEY 1:46.888	23 47 Jake ARCHER 1:45.562	22 84 Daniel HERMANSSON 1:44.927
ROW 7	21 27 Cat GREEN 1:44.829	20 19 Kai JOHNSON 1:44.722	19 74 Joe THOMPSON 1:44.239
ROW 6	18 90 Greg GREENWOOD 1:43.933	17 35 Elliot LODGE 1:43.411	16 25 Mke BROUWERS 1:43.259
ROW 5	15 13 Sam BURMAN 1:43.181	14 65 Josh OWENS 1:42.939	13 142 Brian SLOOTEN 1:42.614
ROW 4	12 79 Chris TAYLOR 1:42.588	11 127 Georgina POLDEN 1:41.643	10 86 Charlie NESBITT 1:41.369
ROW 3	9 43 Amie SHELTON 1:41.150	8 42 James HOBSON 1:40.739	7 64 Asher DURHAM 1:40.636
ROW 2	6 12 Edward RENDELL 1:40.587	5 6 Taz TAYLOR 1:39.432	4 34 Jordan WEAIVING 1:39.392
ROW 1	3 45 Olly SIMPSON 1:39.122	2 28 Bradley RAY 1:37.927	1 66 Joe IRVING 1:37.772
	Pole		

Donington Park GP
Circuit Length = 2.4873 miles

These results are provisional until the conclusion of any judicial and technical matters.

Race Director :	Stewards :	Timekeeper :
-----------------	------------	--------------

Results can be found at www.britishsuperbike.com

Printed - 10:38 Saturday, 06 September 2014





POS	NO	CL	PIC NAME	ENTRY	LAPS	TIME	GAP	DIFF	MPH	BEST	ON
1	66	MB	1 Joe IRVING	KTM- Redline KTM	10	16:27.474			90.68	1:37.502	9
2	28		1 Bradley RAY	EE125 - FAB-Racing	10	16:27.832	0.358	0.358	90.64	1:37.550	9
3	34	MB	2 Jordan WEAVING	KTM- Jordan Racing /Burkert	10	16:28.617	1.143	0.785	90.57	1:37.748	9
4	6		2 Taz TAYLOR	Luyten Honda - FPW Racing /Hookless Holidays	10	16:46.607	19.133	17.990	88.95	1:39.681	5
5	45	MB	3 Olly SIMPSON	KTM- Olly Simpson Racing	10	16:46.930	19.456	0.323	88.92	1:38.548	10
6	12		3 Edward RENDELL	Honda - Banks Racing	10	16:48.781	21.307	1.851	88.76	1:40.121	10
7	43		4 Arnie SHELTON	Honda - e3 Motorsport with Shelton Racing	10	17:02.691	35.217	13.910	87.55	1:40.984	10
8	42	MB	4 James HOBSON	KTM- Two 4 Motorsport with RS Racing	10	17:02.787	35.313	0.096	87.54	1:40.598	7
9	64	MB	5 Asher DURHAM	Honda - Cresswell Racing /Momentum Recruitment	10	17:06.994	39.520	4.207	87.19	1:40.943	6
10	127		5 Georgina POLDEN	Honda - RS Racing	10	17:17.096	49.622	10.102	86.34	1:41.531	9
11	25	MB	6 Mke BROUWERS	Honda - Joma /Brouwers Racing Team	10	17:20.833	53.359	3.737	86.03	1:42.461	4
12	142	MB	7 Brian SLOOTEN	Honda - Bakker Frames Holland	10	17:30.399	1:02.925	9.566	85.24	1:43.030	10
13	79	MB	8 Chris TAYLOR	Honda - Elevator Saddles & Bridles	10	17:30.579	1:03.105	0.180	85.23	1:43.537	9
14	13	MB	9 Sam BURMAN	Honda - WNT /Burman Racing	10	17:31.287	1:03.813	0.708	85.17	1:43.798	9
15	74	MB	10 Joe THOMPSON	Repli-Cast - Repli-Cast UK	10	17:31.794	1:04.320	0.507	85.13	1:43.764	9
16	90		6 Greg GREENWOOD	Luyten Honda - FPW Racing	10	17:45.722	1:18.248	13.928	84.02	1:45.377	5
17	47		7 Jake ARCHER	Honda - Jake Archer Racing	10	17:53.151	1:25.677	7.429	83.44	1:46.107	9
18	84		8 Daniel HERMANSSON	TSR Luyten - FPW Racing	10	17:57.666	1:30.192	4.515	83.09	1:45.920	10
19	4		9 Louis VALLELEY	KTM- Century 21 /Cresswell Racing	10	17:59.288	1:31.814	1.622	82.96	1:46.212	9
20	7		10 Jamie ASHBY	Honda - JPA Racing /SP125	9	16:29.143	1 Lap	1 Lap	81.47	1:48.128	8
21	54		11 Bryn OWEN	Honda - Bryn Taff Racing	9	16:29.551	1 Lap	0.408	81.44	1:48.178	8
22	18		12 Paul DOBB	Honda - PDR	9	16:29.804	1 Lap	0.253	81.42	1:48.023	8

NOT CLASSIFIED

DNF	65		Josh OWENS	Honda - RCD Motorsport	5	8:41.880	5 Laps	4 Laps	85.79	1:42.637	2
DNF	36	MB	Jayson URIBE	Honda - FPW Racing /RSR	4	6:52.891	6 Laps	1 Lap	86.74	1:40.230	4
DNF	35		Elliot LODGE	Honda - SP125 /Spike Racing	3	5:17.318	7 Laps	1 Lap	84.65	1:43.490	3
DNF	27	MB	Cat GREEN	Honda - Redline Racing	2	3:44.754	8 Laps	1 Lap	79.68	1:48.331	2
DNF	100		Stephen CAMPBELL	Honda - Campbell Racing	2	4:16.869	8 Laps	32.115	69.71		
DNF	19		Kai JOHNSON	Aprilia - Kinpac Racing	1	1:55.561	9 Laps	1 Lap	77.48		
DNF	86	MB	Charlie NESBITT	Repli-Cast - Repli-Cast UK	0						
DNF	44		Jake BAYFORD	Honda - SGR Racing	0						

FASTEST LAP

	66	MB	Joe IRVING	KTM- Redline KTM	9	1:37.502		91.83 mph		147.80 kph	
	28		Bradley RAY	EE125 - FAB-Racing	9	1:37.550		91.79 mph		147.72 kph	

New Lap Record

Donington Park GP

Circuit Length = 2.4873 miles

Start: 15:30 Flag 15:47 End: 15:48

Weather / Track : Cloudy / Dry

These results are provisional until the conclusion of any judicial and technical matters.

Race Director :	Stewards :	Timekeeper :
-----------------	------------	--------------

Results can be found at www.britishsuperbike.com

Printed - 15:49 Saturday, 06 September 2014



MCRCB BULLETIN TK140

2014 MCE British Superbike Championship - Round 9

2014 Motul British Motostar Championship

RACE 3 - CADWELL PARK RACE - LAP CHART

LAP 1 @ 15:32:19.669		
NO	BEHIND	LAP TIME

28		1:43.239
66	0.430	1:43.669
34	0.733	1:43.972
6	1.579	1:44.818
12	1.816	1:45.055
36	3.762	1:47.001
43	4.044	1:47.283
45	6.103	1:49.342
35	6.466	1:49.705
42	6.669	1:49.908
65	7.512	1:50.751
25	7.861	1:51.100
74	8.746	1:51.985
47	9.195	1:52.434
64	9.313	1:52.552
13	9.612	1:52.851
90	9.774	1:53.013
79	10.062	1:53.301
127	10.169	1:53.408
142	10.308	1:53.547
4	11.914	1:55.153
19	12.322	1:55.561
7	12.926	1:56.165
27	13.184	1:56.423
84	13.415	1:56.654
54	14.198	1:57.437
18	14.508	1:57.747
100	29.033	2:12.272

LAP 2 @ 15:33:58.784		
NO	BEHIND	LAP TIME

66		1:38.685
28	0.143	1:39.258
34	0.962	1:39.344
6	3.242	1:40.778
12	3.592	1:40.891
36	7.332	1:42.685
43	7.681	1:42.752
45	9.088	1:42.100
42	10.424	1:42.870
65	11.034	1:42.637
35	11.474	1:44.123
64	12.692	1:42.494
25	12.847	1:44.101
127	14.263	1:43.209
74	14.727	1:45.096
13	15.655	1:45.158
79	16.673	1:45.726
90	17.079	1:46.420
142	17.161	1:45.968
47	17.765	1:47.685
4	20.454	1:47.655
27	22.400	1:48.331
84	22.547	1:48.247
7	24.220	1:50.409
54	24.959	1:49.876
18	25.127	1:49.734
100	54.515	2:04.597 P

LAP 3 @ 15:35:37.082		
NO	BEHIND	LAP TIME

LAP 4 @ 15:37:15.528		
NO	BEHIND	LAP TIME

LAP 5 @ 15:38:54.180		
NO	BEHIND	LAP TIME

66		1:38.298
28	0.266	1:38.421
34	1.396	1:38.732
6	4.971	1:40.027
12	6.063	1:40.769
45	11.706	1:40.916
43	11.891	1:42.508
36	12.009	1:42.975
42	14.247	1:42.121
65	15.768	1:43.032
64	16.117	1:41.723
35	16.666	1:43.490
25	17.762	1:43.213
127	19.196	1:43.231
74	20.830	1:44.401
13	21.661	1:44.304
142	22.716	1:43.853
79	22.986	1:44.611
90	24.319	1:45.538
47	26.373	1:46.906
4	29.268	1:47.112
84	31.534	1:47.285
7	36.380	1:50.458
54	36.514	1:49.853
18	36.739	1:49.910

66		1:38.446
28	0.347	1:38.527
34	1.325	1:38.375
6	6.592	1:40.067
12	8.064	1:40.447
45	13.378	1:40.118
36	13.793	1:40.230
43	14.531	1:41.086
42	17.256	1:41.455
64	19.339	1:41.668
65	20.136	1:42.814
25	21.777	1:42.461
127	23.543	1:42.793
74	26.477	1:44.093
13	27.202	1:43.987
79	28.742	1:44.202
142	29.005	1:44.735
90	31.270	1:45.397
47	34.788	1:46.861
4	38.701	1:47.879
84	39.809	1:46.721
54	46.696	1:48.628
7	47.189	1:49.255
18	47.418	1:49.125

66		1:38.652
28	0.151	1:38.456
34	1.043	1:38.370
6	7.621	1:39.681
12	9.689	1:40.277
45	14.415	1:39.689

43	17.281	1:41.402
42	20.351	1:41.747
64	22.383	1:41.696
65	24.130	1:42.646
25	26.201	1:43.076
127	28.361	1:43.470
74	32.426	1:44.601
13	32.827	1:44.277
142	33.507	1:43.154
79	33.653	1:43.563
90	37.995	1:45.377
47	42.969	1:46.833
4	47.405	1:47.356
84	47.876	1:46.719
7	57.569	1:49.032
54	57.639	1:49.595
18	57.995	1:49.229

LAP 6 @ 15:40:32.337		
NO	BEHIND	LAP TIME

66		1:38.157
28	0.168	1:38.174
34	0.725	1:37.839
6	9.350	1:39.886
12	11.911	1:40.379
45	15.600	1:39.342
43	21.156	1:42.032
42	23.597	1:41.403
64	25.169	1:40.943
25	31.318	1:43.274
127	33.186	1:42.982
13	38.702	1:44.032
74	39.212	1:44.943
142	39.370	1:44.020
79	39.507	1:44.011
90	45.512	1:45.674
47	52.036	1:47.224
4	56.702	1:47.454
84	56.855	1:47.136
54	1:07.786	1:48.304
7	1:08.259	1:48.847
18	1:09.076	1:49.238

LAP 7 @ 15:42:10.531		
NO	BEHIND	LAP TIME

66		1:38.194
28	0.256	1:38.282
34	0.510	1:37.979
6	11.413	1:40.257
12	13.907	1:40.190
45	16.494	1:39.088
43	24.947	1:41.985
42	26.001	1:40.598
64	28.394	1:41.419
25	37.082	1:43.958
127	37.402	1:42.410
13	45.057	1:44.549
142	45.297	1:44.121
79	45.365	1:44.052
74	45.877	1:44.859
90	52.775	1:45.457
47	1:00.258	1:46.416
84	1:05.363	1:46.702
4	1:05.640	1:47.132

54	1:18.307	1:48.715
7	1:18.780	1:48.715
18	1:19.239	1:48.357

LAP 8 @ 15:43:48.542		
NO	BEHIND	LAP TIME

66		1:38.011
28	0.371	1:38.126
34	0.680	1:38.181
6	13.547	1:40.145
12	16.125	1:40.229
45	17.629	1:39.146
43	28.428	1:41.492
42	28.716	1:40.726
64	31.870	1:41.487
127	41.499	1:42.108
25	42.063	1:42.992
13	51.080	1:44.034
79	51.393	1:44.039
142	51.480	1:44.194
74	51.895	1:44.029
90	1:00.526	1:45.762
47	1:08.711	1:46.464
84	1:13.648	1:46.296
4	1:14.002	1:46.373
54	1:28.474	1:48.178
7	1:28.897	1:48.128
18	1:29.251	1:48.023

LAP 9 @ 15:45:26.044		
NO	BEHIND	LAP TIME

66		1:37.502
28	0.419	1:37.550
34	0.926	1:37.748
6	16.728	1:40.683
45	18.768	1:38.641
12	19.046	1:40.423
43	32.093	1:41.167
42	32.482	1:41.268
64	35.485	1:41.117
127	45.528	1:41.531
25	47.596	1:43.035
13	57.376	1:43.798
79	57.428	1:43.537
142	57.755	1:43.777
74	58.157	1:43.764
90	1:09.792	1:46.768
47	1:17.316	1:46.107
84	1:22.132	1:45.986
4	1:22.712	1:46.212

LAP 10 @ 15:47:03.904		
NO	BEHIND	LAP TIME

66		1:37.860
28	0.358	1:37.799
34	1.143	1:38.077
7	1 Lap	1:48.134
54	1 Lap	1:48.965
18	1 Lap	1:48.441
6	19.133	1:40.265
45	19.456	1:38.548
12	21.307	1:40.121
43	35.217	1:40.984

42	35.313	1:40.691
64	39.520	1:41.895
127	49.622	1:41.954
25	53.359	1:43.623
142	1:02.925	1:43.030
79	1:03.105	1:43.537
13	1:03.813	1:44.297
74	1:04.320	1:44.023
90	1:18.248	1:46.316
47	1:25.677	1:46.221
84	1:30.192	1:45.920
4	1:31.814	1:46.962

Weather / Track : Cloudy / Dry

Donington Park GP
Circuit Length = 2.4873 miles
Start: 15:30 Flag 15:47 End: 15:48

MCRCB BULLETIN TK141

2014 MCE British Superbike Championship - Round 9

2014 Motul British Motostar Championship

RACE 3 - CADWELL PARK RACE - POSITION CHART

No	Name	Lap											
		Pos	1	2	3	4	5	6	7	8	9	10	
28	RAY	1	28	66	66	66	66	66	66	66	66	66	66
66	IRVING	2	66	28	28	28	28	28	28	28	28	28	28
34	WEAVING	3	34	34	34	34	34	34	34	34	34	34	34
12	RENDELL	4	6	6	6	6	6	6	6	6	6	6	6
43	SHELTON	5	12	12	12	12	12	12	12	12	45	45	
6	TAYLOR	6	36	36	45	45	45	45	45	45	12	12	
36	URIBE	7	43	43	43	36	43	43	43	43	43	43	
42	HOBSON	8	45	45	36	43	42	42	42	42	42	42	
86	NESBITT	9	35	42	42	42	64	64	64	64	64	64	
35	LODGE	10	42	65	65	64	65	25	25	127	127	127	
65	OWENS	11	65	35	64	65	25	127	127	25	25	25	
25	BROUWERS	12	25	64	35	25	127	13	13	13	13	142	
47	ARCHER	13	74	25	25	127	74	74	142	79	79	79	
79	TAYLOR	14	47	127	127	74	13	142	79	142	142	13	
74	THOMPSON	15	64	74	74	13	142	79	74	74	74	74	
90	GREENWOOD	16	13	13	13	79	79	90	90	90	90	90	
44	BAYFORD	17	90	79	142	142	90	47	47	47	47	47	
13	BURMAN	18	79	90	79	90	47	4	84	84	84	84	
4	VALLELEY	19	127	142	90	47	4	84	4	4	4	4	
7	ASHBY	20	142	47	47	4	84	54	54	54	7		
100	CAMPBELL	21	4	4	4	84	7	7	7	7	54		
45	SIMPSON	22	19	27	84	54	54	18	18	18	18		
64	DURHAM	23	7	84	7	7	18						
127	POLDEN	24	27	7	54	18							
142	SLOOTEN	25	84	54	18								
19	JOHNSON	26	54	18									
27	GREEN	27	18	100									
84	HERMANSSON	28	100										
54	OWEN	29											
18	DOBB	30											

Weather / Track : Cloudy / Dry

Donington Park GP
 Circuit Length = 2.4873 miles
 Start: 15:30 Flag 15:47 End: 15:48

Results can be found at www.tsl-timing.com

Printed - 15:50 Saturday, 06 September 2014

MCRCB BULLETIN TK142

2014 MCE British Superbike Championship - Round 9

2014 Motul British Motostar Championship

RACE 3 - CADWELL PARK RACE - SECTOR ANALYSIS

SECTOR 1 = FL to I1, SECTOR 2 = I1 to I2, SECTOR 3 = I2 to FL, DIFF = Difference To Personal Best Lap

P1		66 M3		Joe IRVING		KTM- Redline KTM				
IDEAL LAP TIME : 1:37.250		BEST LAP TIME : 1:37.502		DIFFERENCE : 0.252						
LAP	SECTOR 1	SECTOR 2	SECTOR 3	LAP TIME	MPH	DIFF	TIME OF DAY			
1 -		116.3	40.027	126.3	38.481	94.0	1:43.669	86.37	6.167	15:32:20.099
2 -	21.309	122.9	39.406	124.7	37.970	93.6	1:38.685	90.73	1.183	15:33:58.784
3 -	21.380	120.4	39.166	124.7	37.752	93.8	1:38.298	91.09	0.796	15:35:37.082
4 -	21.342	123.5	39.123	124.9	37.981	94.0	1:38.446	90.95	0.944	15:37:15.528
5 -	21.305	120.2	39.453	124.9	37.894	94.0	1:38.652	90.76	1.150	15:38:54.180
6 -	21.308	120.2	39.198	125.2	37.651	93.8	1:38.157	91.22	0.655	15:40:32.337
7 -	21.346	121.3	39.166	125.6	37.682	93.9	1:38.194	91.19	0.692	15:42:10.531
8 -	21.431	121.3	39.202	125.2	37.378	94.0	1:38.011 (3)	91.36	0.509	15:43:48.542
9 -	21.352	122.2	38.858	124.9	37.292	93.6	1:37.502 (1)	91.83		15:45:26.044
10 -	21.191	121.5	38.767	125.2	37.902	93.9	1:37.860 (2)	91.50	0.358	15:47:03.904

P2		28		Bradley RAY		EE125 - FAB-Racing				
IDEAL LAP TIME : 1:37.472		BEST LAP TIME : 1:37.550		DIFFERENCE : 0.078						
LAP	SECTOR 1	SECTOR 2	SECTOR 3	LAP TIME	MPH	DIFF	TIME OF DAY			
1 -		120.6	40.122	122.4	38.428	91.9	1:43.239	86.73	5.689	15:32:19.669
2 -	21.561	123.1	39.649	121.7	38.048	92.5	1:39.258	90.21	1.708	15:33:58.927
3 -	21.362	127.0	39.262	122.6	37.797	92.7	1:38.421	90.98	0.871	15:35:37.348
4 -	21.336	124.7	39.134	124.5	38.057	92.9	1:38.527	90.88	0.977	15:37:15.875
5 -	21.267	126.3	39.294	124.9	37.895	93.1	1:38.456	90.94	0.906	15:38:54.331
6 -	21.203	127.5	39.331	124.7	37.640	93.2	1:38.174	91.21	0.624	15:40:32.505
7 -	21.443	124.5	39.014	125.6	37.825	93.2	1:38.282	91.10	0.732	15:42:10.787
8 -	21.341	124.9	39.115	123.1	37.670	93.1	1:38.126 (3)	91.25	0.576	15:43:48.913
9 -	21.281	125.4	38.876	123.8	37.393	92.0	1:37.550 (1)	91.79		15:45:26.463
10 -	21.353	124.7	38.929	122.9	37.517	92.5	1:37.799 (2)	91.55	0.249	15:47:04.262

P3		34 M3		Jordan WEAVING		KTM- Jordan Racing /Burkert				
IDEAL LAP TIME : 1:37.633		BEST LAP TIME : 1:37.748		DIFFERENCE : 0.115						
LAP	SECTOR 1	SECTOR 2	SECTOR 3	LAP TIME	MPH	DIFF	TIME OF DAY			
1 -		116.3	40.086	123.5	38.791	91.2	1:43.972	86.12	6.224	15:32:20.402
2 -	21.558	124.9	39.559	124.0	38.227	91.5	1:39.344	90.13	1.596	15:33:59.746
3 -	21.519	124.9	39.379	124.0	37.834	92.3	1:38.732	90.69	0.984	15:35:38.478
4 -	21.388	123.3	39.386	123.3	37.601	92.0	1:38.375	91.02	0.627	15:37:16.853
5 -	21.350	124.0	39.364	123.5	37.656	91.9	1:38.370	91.02	0.622	15:38:55.223
6 -	21.290	122.9	38.928	124.5	37.621	92.3	1:37.839 (2)	91.52	0.091	15:40:33.062
7 -	21.319	124.0	38.901	125.4	37.759	92.9	1:37.979 (3)	91.39	0.231	15:42:11.041
8 -	21.281	122.9	39.034	125.6	37.866	92.7	1:38.181	91.20	0.433	15:43:49.222
9 -	21.314	121.1	38.803	124.9	37.631	92.0	1:37.748 (1)	91.60		15:45:26.970
10 -	21.229	124.7	38.810	125.4	38.038	89.3	1:38.077	91.30	0.329	15:47:05.047

P4		6		Taz TAYLOR		Luyten Honda - FPW Racing /Hookless Holidays				
IDEAL LAP TIME : 1:39.540		BEST LAP TIME : 1:39.681		DIFFERENCE : 0.141						
LAP	SECTOR 1	SECTOR 2	SECTOR 3	LAP TIME	MPH	DIFF	TIME OF DAY			
1 -		112.7	40.305	122.6	38.616	90.7	1:44.818	85.42	5.137	15:32:21.248
2 -	21.971	124.2	40.057	120.4	38.750	90.6	1:40.778	88.85	1.097	15:34:02.026
3 -	21.823	122.4	39.827	121.7	38.377	91.1	1:40.027 (3)	89.52	0.346	15:35:42.053
4 -	21.835	124.9	39.609	122.4	38.623	91.0	1:40.067	89.48	0.386	15:37:22.120
5 -	21.886	121.7	39.430	122.0	38.365	91.0	1:39.681 (1)	89.83		15:39:01.801
6 -	21.827	122.9	39.495	121.7	38.564	91.6	1:39.886 (2)	89.64	0.205	15:40:41.687
7 -	22.032	121.5	39.575	121.7	38.650	91.0	1:40.257	89.31	0.576	15:42:21.944
8 -	21.925	122.6	39.525	121.7	38.695	91.2	1:40.145	89.41	0.464	15:44:02.089
9 -	21.793	122.4	40.140	121.3	38.750	91.1	1:40.683	88.93	1.002	15:45:42.772
10 -	21.745	122.4	39.772	120.6	38.748	89.2	1:40.265	89.30	0.584	15:47:23.037

P5		45 M3		Oilly SIMPSON		KTM- Oilly Simpson Racing				
IDEAL LAP TIME : 1:38.511		BEST LAP TIME : 1:38.548		DIFFERENCE : 0.037						
LAP	SECTOR 1	SECTOR 2	SECTOR 3	LAP TIME	MPH	DIFF	TIME OF DAY			

Weather / Track : Cloudy / Dry

Donington Park GP
Circuit Length = 2.4873 miles
Start: 15:30 Flag 15:47 End: 15:48

MCRCB BULLETIN TK142

2014 MCE British Superbike Championship - Round 9

2014 Motul British Motostar Championship

RACE 3 - CADWELL PARK RACE - SECTOR ANALYSIS

SECTOR 1 = FL to I1, SECTOR 2 = I1 to I2, SECTOR 3 = I2 to FL, DIFF = Difference To Personal Best Lap

1 -		105.8	42.587	124.5	39.688	91.1	1:49.342	81.89	10.794	15:32:25.772
2 -	22.130	118.3	40.899	121.7	39.071	91.6	1:42.100	87.70	3.552	15:34:07.872
3 -	21.790	116.9	40.234	124.0	38.892	91.0	1:40.916	88.73	2.368	15:35:48.788
4 -	21.762	116.5	40.100	120.9	38.256	91.0	1:40.118	89.43	1.570	15:37:28.906
5 -	21.653	116.7	39.741	122.4	38.295	91.1	1:39.689	89.82	1.141	15:39:08.595
6 -	21.568	118.3	39.534	121.3	38.240	91.6	1:39.342	90.13	0.794	15:40:47.937
7 -	21.563	118.7	39.508	123.1	38.017	92.1	1:39.088 (3)	90.36	0.540	15:42:27.025
8 -	21.628	120.2	39.495	123.1	38.023	91.5	1:39.146	90.31	0.598	15:44:06.171
9 -	21.624	120.0	39.229	122.9	37.788	91.9	1:38.641 (2)	90.77	0.093	15:45:44.812
10 -	21.578	122.4	39.160	122.6	37.810	91.6	1:38.548 (1)	90.86		15:47:23.360

P6	12	Edward RENDELL				Honda - Banks Racing					
IDEAL LAP TIME : 1:39.956		BEST LAP TIME : 1:40.121				DIFFERENCE : 0.165					
LAP	SECTOR 1		SECTOR 2		SECTOR 3		LAP TIME	MPH	DIFF	TIME OF DAY	
1 -		120.0	40.185	120.6	39.144	88.6	1:45.055	85.23	4.934	15:32:21.485	
2 -	22.026	122.6	40.018	121.7	38.847	88.8	1:40.891	88.75	0.770	15:34:02.376	
3 -	22.022	119.8	39.929	120.4	38.818	88.6	1:40.769	88.86	0.648	15:35:43.145	
4 -	21.982	121.7	39.710	120.0	38.755	89.2	1:40.447	89.14	0.326	15:37:23.592	
5 -	22.019	120.9	39.672	120.0	38.586	89.2	1:40.277	89.29	0.156	15:39:03.869	
6 -	21.921	119.8	39.851	119.4	38.607	89.1	1:40.379	89.20	0.258	15:40:44.248	
7 -	21.953	118.9	39.730	120.2	38.507	89.8	1:40.190 (2)	89.37	0.069	15:42:24.438	
8 -	21.868	119.1	39.775	117.9	38.586	88.9	1:40.229 (3)	89.33	0.108	15:44:04.667	
9 -	21.927	118.7	39.780	119.1	38.716	90.2	1:40.423	89.16	0.302	15:45:45.090	
10 -	21.829	120.6	39.620	119.6	38.672	87.5	1:40.121 (1)	89.43		15:47:25.211	

P7	43	Arnie SHELTON				Honda - e3 Motorsport with Shelton Racing					
IDEAL LAP TIME : 1:40.840		BEST LAP TIME : 1:40.984				DIFFERENCE : 0.144					
LAP	SECTOR 1		SECTOR 2		SECTOR 3		LAP TIME	MPH	DIFF	TIME OF DAY	
1 -		112.0	41.021	121.1	40.275	89.7	1:47.283	83.46	6.299	15:32:23.713	
2 -	22.256	115.3	41.068	121.1	39.428	89.4	1:42.752	87.14	1.768	15:34:06.465	
3 -	22.214	115.7	40.836	119.6	39.458	90.6	1:42.508	87.35	1.524	15:35:48.973	
4 -	22.100	115.9	40.098	123.1	38.888	91.2	1:41.086 (2)	88.58	0.102	15:37:30.059	
5 -	21.948	116.1	40.492	120.6	38.962	89.8	1:41.402	88.30	0.418	15:39:11.461	
6 -	22.210	114.9	40.526	119.4	39.296	89.7	1:42.032	87.76	1.048	15:40:53.493	
7 -	22.177	112.7	40.516	120.2	39.292	90.3	1:41.985	87.80	1.001	15:42:35.478	
8 -	22.082	115.1	40.438	119.6	38.972	88.7	1:41.492	88.22	0.508	15:44:16.970	
9 -	22.108	113.1	40.161	118.9	38.898	89.9	1:41.167 (3)	88.51	0.183	15:45:58.137	
10 -	22.024	116.7	40.166	118.7	38.794	89.8	1:40.984 (1)	88.67		15:47:39.121	

P8	42 M3	James HOBSON				KTM - Two 4 Motorsport with RS Racing					
IDEAL LAP TIME : 1:40.444		BEST LAP TIME : 1:40.598				DIFFERENCE : 0.154					
LAP	SECTOR 1		SECTOR 2		SECTOR 3		LAP TIME	MPH	DIFF	TIME OF DAY	
1 -		103.8	42.492	124.7	40.445	93.1	1:49.908	81.47	9.310	15:32:26.338	
2 -	22.458	117.7	40.860	124.9	39.552	92.5	1:42.870	87.04	2.272	15:34:09.208	
3 -	21.900	119.1	40.889	124.9	39.332	92.7	1:42.121	87.68	1.523	15:35:51.329	
4 -	21.855	119.1	40.434	125.2	39.166	92.9	1:41.455	88.26	0.857	15:37:32.784	
5 -	21.826	113.5	40.661	124.9	39.260	93.3	1:41.747	88.00	1.149	15:39:14.531	
6 -	21.811	116.7	40.416	124.9	39.176	93.6	1:41.403	88.30	0.805	15:40:55.934	
7 -	21.854	117.7	40.017	125.4	38.727	92.7	1:40.598 (1)	89.01		15:42:36.532	
8 -	21.729	117.5	40.051	125.2	38.946	92.5	1:40.726 (3)	88.89	0.128	15:44:17.258	
9 -	22.054	113.9	40.258	125.4	38.956	92.8	1:41.268	88.42	0.670	15:45:58.526	
10 -	21.898	116.5	40.095	125.2	38.698	91.9	1:40.691 (2)	88.93	0.093	15:47:39.217	

P9	64 M3	Asher DURHAM				Honda - Cresswell Racing / Momentum Recruitment					
IDEAL LAP TIME : 1:40.767		BEST LAP TIME : 1:40.943				DIFFERENCE : 0.176					
LAP	SECTOR 1		SECTOR 2		SECTOR 3		LAP TIME	MPH	DIFF	TIME OF DAY	
1 -		105.5	42.393	123.3	41.554	91.6	1:52.552	79.55	11.609	15:32:28.982	
2 -	22.084	112.0	40.083	124.2	40.327	90.6	1:42.494	87.36	1.551	15:34:11.476	
3 -	22.085	120.6	39.907	124.5	39.731	91.5	1:41.723	88.02	0.780	15:35:53.199	
4 -	22.197	117.7	40.007	122.9	39.464	90.8	1:41.668	88.07	0.725	15:37:34.867	

Weather / Track : Cloudy / Dry

Donington Park GP

Circuit Length = 2.4873 miles

Start: 15:30 Flag 15:47 End: 15:48

MCRCB BULLETIN TK142

2014 MCE British Superbike Championship - Round 9

2014 Motul British Motostar Championship

RACE 3 - CADWELL PARK RACE - SECTOR ANALYSIS

SECTOR 1 = FL to I1, SECTOR 2 = I1 to I2, SECTOR 3 = I2 to FL, DIFF = Difference To Personal Best Lap

5 -	22.152	115.5	40.051	123.1	39.493	91.5	1:41.696	88.05	0.753	15:39:16.563
6 -	22.063	118.9	39.776	122.9	39.104	91.3	1:40.943 (1)	88.70		15:40:57.506
7 -	21.964	118.5	39.812	121.7	39.643	91.5	1:41.419 (3)	88.29	0.476	15:42:38.925
8 -	22.110	118.7	39.932	121.7	39.445	90.8	1:41.487	88.23	0.544	15:44:20.412
9 -	22.087	119.4	39.816	121.5	39.214	91.3	1:41.117 (2)	88.55	0.174	15:46:01.529
10 -	21.887	119.4	39.924	121.1	40.084	86.5	1:41.895	87.87	0.952	15:47:43.424

P10 127	Georgina POLDEN				Honda - RS Racing		
IDEAL LAP TIME : 1:41.294		BEST LAP TIME : 1:41.531		DIFFERENCE : 0.237			

LAP	SECTOR 1	SECTOR 2	SECTOR 3	LAP TIME	MPH	DIFF	TIME OF DAY			
1 -	100.1	43.151	124.9	41.671	91.9	1:53.408	78.95	11.877	15:32:29.838	
2 -	22.460	106.6	40.700	125.6	40.049	90.2	1:43.209	86.76	1.678	15:34:13.047
3 -	22.318	110.1	40.778	125.2	40.135	90.7	1:43.231	86.74	1.700	15:35:56.278
4 -	22.165	110.3	40.749	124.9	39.879	89.9	1:42.793	87.11	1.262	15:37:39.071
5 -	22.362	105.6	40.989	123.8	40.119	87.7	1:43.470	86.54	1.939	15:39:22.541
6 -	22.362	111.8	40.982	124.0	39.638	91.3	1:42.982	86.95	1.451	15:41:05.523
7 -	22.199	110.7	40.427	124.5	39.784	91.6	1:42.410	87.43	0.879	15:42:47.933
8 -	22.213	108.2	40.475	123.8	39.420	91.0	1:42.108 (3)	87.69	0.577	15:44:30.041
9 -	22.078	110.9	39.947	123.5	39.506	90.8	1:41.531 (1)	88.19		15:46:11.572
10 -	21.927	112.0	40.466	122.9	39.561	90.8	1:41.954 (2)	87.82	0.423	15:47:53.526

P11 25 M3	Mike BROUWERS				Honda - Joma /Brouwers Racing Team		
IDEAL LAP TIME : 1:42.446		BEST LAP TIME : 1:42.461		DIFFERENCE : 0.015			

LAP	SECTOR 1	SECTOR 2	SECTOR 3	LAP TIME	MPH	DIFF	TIME OF DAY			
1 -	112.7	42.681	120.4	41.560	89.2	1:51.100	80.59	8.639	15:32:27.530	
2 -	22.209	116.1	41.131	120.6	40.761	88.1	1:44.101	86.01	1.640	15:34:11.631
3 -	22.359	117.5	40.872	119.4	39.982	88.8	1:43.213	86.75	0.752	15:35:54.844
4 -	22.195	118.1	40.470	121.5	39.796	88.6	1:42.461 (1)	87.39		15:37:37.305
5 -	22.366	116.1	40.825	118.7	39.885	88.7	1:43.076	86.87	0.615	15:39:20.381
6 -	22.523	116.9	40.970	118.5	39.781	88.7	1:43.274	86.70	0.813	15:41:03.655
7 -	22.409	117.3	41.626	118.5	39.923	88.9	1:43.958	86.13	1.497	15:42:47.613
8 -	22.343	118.1	40.859	118.7	39.790	87.8	1:42.992 (2)	86.94	0.531	15:44:30.605
9 -	22.425	118.3	40.765	118.3	39.845	88.1	1:43.035 (3)	86.90	0.574	15:46:13.640
10 -	22.459	115.7	40.969	117.7	40.195	86.4	1:43.623	86.41	1.162	15:47:57.263

P12 142 M3	Brian SLOOTEN				Honda - Bakker Frames Holland		
IDEAL LAP TIME : 1:42.852		BEST LAP TIME : 1:43.030		DIFFERENCE : 0.178			

LAP	SECTOR 1	SECTOR 2	SECTOR 3	LAP TIME	MPH	DIFF	TIME OF DAY			
1 -	99.2	43.383	121.7	41.760	91.0	1:53.547	78.86	10.517	15:32:29.977	
2 -	22.921	107.3	42.067	121.7	40.980	90.4	1:45.968	84.50	2.938	15:34:15.945
3 -	22.586	112.7	41.484	122.0	39.783	90.3	1:43.853	86.22	0.823	15:35:59.798
4 -	22.536	116.7	42.052	121.5	40.147	91.0	1:44.735	85.49	1.705	15:37:44.533
5 -	22.586	111.8	41.069	122.4	39.499	90.8	1:43.154 (2)	86.80	0.124	15:39:27.687
6 -	22.319	114.3	41.439	121.7	40.262	90.6	1:44.020	86.08	0.990	15:41:11.707
7 -	22.435	115.7	41.177	122.4	40.509	90.6	1:44.121	86.00	1.091	15:42:55.828
8 -	22.631	114.7	41.317	121.3	40.246	89.4	1:44.194	85.94	1.164	15:44:40.022
9 -	22.468	115.9	41.138	121.3	40.171	90.7	1:43.777 (3)	86.28	0.747	15:46:23.799
10 -	22.358	119.6	41.034	121.7	39.638	89.2	1:43.030 (1)	86.91		15:48:06.829

P13 79 M3	Chris TAYLOR				Honda - Elevator Saddles & Bridles		
IDEAL LAP TIME : 1:43.245		BEST LAP TIME : 1:43.537		DIFFERENCE : 0.292			

LAP	SECTOR 1	SECTOR 2	SECTOR 3	LAP TIME	MPH	DIFF	TIME OF DAY			
1 -	105.6	43.198	122.0	42.307	89.4	1:53.301	79.03	9.764	15:32:29.731	
2 -	23.014	108.2	41.789	122.2	40.923	88.9	1:45.726	84.69	2.189	15:34:15.457
3 -	22.693	111.2	41.477	119.8	40.441	89.7	1:44.611	85.59	1.074	15:36:00.068
4 -	22.752	116.1	41.331	119.8	40.119	89.2	1:44.202	85.93	0.665	15:37:44.270
5 -	22.522	113.7	40.992	121.1	40.049	89.7	1:43.563 (3)	86.46	0.026	15:39:27.833
6 -	22.423	113.9	41.093	119.6	40.495	89.8	1:44.011	86.09	0.474	15:41:11.844
7 -	22.668	114.1	41.056	121.5	40.328	88.9	1:44.052	86.05	0.515	15:42:55.896
8 -	22.696	113.7	41.263	122.0	40.080	89.4	1:44.039	86.06	0.502	15:44:39.935

Weather / Track : Cloudy / Dry

Donington Park GP

Circuit Length = 2.4873 miles

Start: 15:30 Flag 15:47 End: 15:48

MCRCB BULLETIN TK142

2014 MCE British Superbike Championship - Round 9

2014 Motul British Motostar Championship

RACE 3 - CADWELL PARK RACE - SECTOR ANALYSIS

SECTOR 1 = FL to I1, SECTOR 2 = I1 to I2, SECTOR 3 = I2 to FL, DIFF = Difference To Personal Best Lap

9 -	22.385	115.5	41.252	120.6	39.900	89.4	1:43.537 (1)	86.48		15:46:23.472
10 -	22.463	110.1	41.206	119.6	39.868	88.9	1:43.537 (1)	86.48		15:48:07.009

P14	13	M3	Sam BURMAN				Honda - WNT /Burman Racing				
IDEAL LAP TIME : 1:43.723			BEST LAP TIME : 1:43.798			DIFFERENCE : 0.075					

LAP	SECTOR 1	SECTOR 2	SECTOR 3	LAP TIME	MPH	DIFF	TIME OF DAY			
1 -	100.7	42.994	124.7	41.761	89.2	1:52.851	79.34	9.053	15:32:29.281	
2 -	23.061	104.6	41.792	121.7	40.305	90.1	1:45.158	85.15	1.360	15:34:14.439
3 -	22.738	112.9	41.477	122.2	40.089	90.1	1:44.304	85.84	0.506	15:35:58.743
4 -	22.655	115.3	41.334	121.1	39.998	90.6	1:43.987 (2)	86.11	0.189	15:37:42.730
5 -	22.661	112.0	41.339	121.7	40.277	88.8	1:44.277	85.87	0.479	15:39:27.007
6 -	22.669	114.5	41.444	121.7	39.919	90.3	1:44.032 (3)	86.07	0.234	15:41:11.039
7 -	22.717	114.5	41.520	120.9	40.312	89.7	1:44.549	85.64	0.751	15:42:55.588
8 -	22.710	113.7	41.389	120.2	39.935	90.1	1:44.034	86.07	0.236	15:44:39.622
9 -	22.532	115.7	41.360	120.2	39.906	89.3	1:43.798 (1)	86.26		15:46:23.420
10 -	22.975	108.5	41.285	121.5	40.037	90.1	1:44.297	85.85	0.499	15:48:07.717

P15	74	M3	Joe THOMPSON				Repli-Cast - Repli-CastUK				
IDEAL LAP TIME : 1:43.694			BEST LAP TIME : 1:43.764			DIFFERENCE : 0.070					

LAP	SECTOR 1	SECTOR 2	SECTOR 3	LAP TIME	MPH	DIFF	TIME OF DAY			
1 -	106.1	42.819	121.3	41.428	88.9	1:51.985	79.96	8.221	15:32:28.415	
2 -	22.731	107.8	41.802	118.9	40.563	88.4	1:45.096	85.20	1.332	15:34:13.511
3 -	22.569	111.1	41.591	119.4	40.241	88.3	1:44.401	85.76	0.637	15:35:57.912
4 -	22.543	111.1	41.419	118.5	40.131	88.1	1:44.093	86.02	0.329	15:37:42.005
5 -	22.651	112.4	41.685	118.1	40.265	88.0	1:44.601	85.60	0.837	15:39:26.606
6 -	22.741	109.2	41.814	114.9	40.388	88.9	1:44.943	85.32	1.179	15:41:11.549
7 -	22.829	112.7	41.660	119.8	40.370	89.6	1:44.859	85.39	1.095	15:42:56.408
8 -	22.531	112.2	41.438	119.1	40.060	89.6	1:44.029 (3)	86.07	0.265	15:44:40.437
9 -	22.358	111.1	41.367	119.1	40.039	89.3	1:43.764 (1)	86.29		15:46:24.201
10 -	22.471	112.0	41.297	119.4	40.255	88.2	1:44.023 (2)	86.08	0.259	15:48:08.224

P16	90	Greg GREENWOOD				Luyten Honda - FPW Racing				
IDEAL LAP TIME : 1:44.993			BEST LAP TIME : 1:45.377			DIFFERENCE : 0.384				

LAP	SECTOR 1	SECTOR 2	SECTOR 3	LAP TIME	MPH	DIFF	TIME OF DAY			
1 -	106.1	42.905	119.6	42.149	88.0	1:53.013	79.23	7.636	15:32:29.443	
2 -	23.107	109.1	41.769	119.4	41.544	87.3	1:46.420	84.14	1.043	15:34:15.863
3 -	22.861	114.3	41.948	118.5	40.729	86.5	1:45.538	84.84	0.161	15:36:01.401
4 -	22.863	118.9	42.053	116.9	40.481	86.9	1:45.397 (2)	84.95	0.020	15:37:46.798
5 -	22.944	111.4	41.991	116.9	40.442	86.2	1:45.377 (1)	84.97		15:39:32.175
6 -	22.988	116.7	41.788	117.1	40.898	86.5	1:45.674	84.73	0.297	15:41:17.849
7 -	22.930	115.7	41.690	116.7	40.837	85.6	1:45.457 (3)	84.91	0.080	15:43:03.306
8 -	22.961	115.7	41.878	116.5	40.923	86.4	1:45.762	84.66	0.385	15:44:49.068
9 -	23.232	113.9	42.410	114.5	41.126	85.7	1:46.768	83.86	1.391	15:46:35.836
10 -	22.888	116.1	42.152	115.7	41.276	85.4	1:46.316	84.22	0.939	15:48:22.152

P17	47	Jake ARCHER				Honda - Jake Archer Racing				
IDEAL LAP TIME : 1:46.007			BEST LAP TIME : 1:46.107			DIFFERENCE : 0.100				

LAP	SECTOR 1	SECTOR 2	SECTOR 3	LAP TIME	MPH	DIFF	TIME OF DAY			
1 -	110.0	42.882	117.9	42.077	87.1	1:52.434	79.64	6.327	15:32:28.864	
2 -	23.244	112.4	42.116	116.7	42.325	86.9	1:47.685	83.15	1.578	15:34:16.549
3 -	23.118	113.9	42.108	117.3	41.680	86.1	1:46.906	83.76	0.799	15:36:03.455
4 -	23.232	113.9	42.142	116.9	41.487	86.6	1:46.861	83.79	0.754	15:37:50.316
5 -	23.204	111.4	42.071	116.3	41.558	86.3	1:46.833	83.81	0.726	15:39:37.149
6 -	23.206	110.1	42.495	115.9	41.523	86.2	1:47.224	83.51	1.117	15:41:24.373
7 -	23.173	112.5	41.914	116.5	41.329	87.0	1:46.416 (3)	84.14	0.309	15:43:10.789
8 -	23.234	110.0	41.937	115.3	41.293	86.9	1:46.464	84.10	0.357	15:44:57.253
9 -	23.197	112.4	41.787	115.7	41.123	86.5	1:46.107 (1)	84.39		15:46:43.360
10 -	23.228	112.5	41.766	115.1	41.227	86.4	1:46.221 (2)	84.30	0.114	15:48:29.581

Weather / Track : Cloudy / Dry

Donington Park GP
 Circuit Length = 2.4873 miles
 Start: 15:30 Flag 15:47 End: 15:48

MCRCB BULLETIN TK142

2014 MCE British Superbike Championship - Round 9

2014 Motul British Motostar Championship

RACE 3 - CADWELL PARK RACE - SECTOR ANALYSIS

SECTOR 1 = FL to I1, SECTOR 2 = I1 to I2, SECTOR 3 = I2 to FL, DIFF = Difference To Personal Best Lap

P18 84 Daniel HERMANSSON		TSR Luyten - FPW Racing								
IDEAL LAP TIME : 1:45.466		BEST LAP TIME : 1:45.920			DIFFERENCE : 0.454					
LAP	SECTOR 1		SECTOR 2		SECTOR 3		LAP TIME	MPH	DIFF	TIME OF DAY
1 -		93.7	44.390	118.5	42.598	87.0	1:56.654	76.76	10.734	15:32:33.084
2 -	23.719	111.2	42.955	118.7	41.573	85.0	1:48.247	82.72	2.327	15:34:21.331
3 -	23.408	111.1	42.967	118.5	40.910	87.2	1:47.285	83.46	1.365	15:36:08.616
4 -	23.322	115.7	42.138	118.5	41.261	86.9	1:46.721	83.90	0.801	15:37:55.337
5 -	23.117	110.9	42.182	118.1	41.420	87.2	1:46.719	83.90	0.799	15:39:42.056
6 -	23.164	112.7	42.581	117.9	41.391	87.8	1:47.136	83.58	1.216	15:41:29.192
7 -	23.214	108.0	42.695	117.9	40.793	87.0	1:46.702	83.92	0.782	15:43:15.894
8 -	23.050	114.7	42.026	117.9	41.220	86.4	1:46.296 (3)	84.24	0.376	15:45:02.190
9 -	23.058	116.1	41.693	117.9	41.235	86.1	1:45.986 (2)	84.48	0.066	15:46:48.176
10 -	22.980	116.5	42.038	117.7	40.902	86.6	1:45.920 (1)	84.53		15:48:34.096

P19 4 Louis VALLELEY		KTM - Century 21 /Cresswell Racing								
IDEAL LAP TIME : 1:46.170		BEST LAP TIME : 1:46.212			DIFFERENCE : 0.042					
LAP	SECTOR 1		SECTOR 2		SECTOR 3		LAP TIME	MPH	DIFF	TIME OF DAY
1 -		101.2	43.598	117.5	41.788	86.4	1:55.153	77.76	8.941	15:32:31.583
2 -	23.207	112.4	42.914	116.7	41.534	87.3	1:47.655	83.17	1.443	15:34:19.238
3 -	23.257	112.0	42.580	114.1	41.275	87.5	1:47.112	83.59	0.900	15:36:06.350
4 -	23.368	112.4	43.100	113.7	41.411	86.6	1:47.879	83.00	1.667	15:37:54.229
5 -	23.221	112.4	42.991	112.9	41.144	87.8	1:47.356	83.40	1.144	15:39:41.585
6 -	23.398	111.8	42.809	113.1	41.247	86.4	1:47.454	83.33	1.242	15:41:29.039
7 -	23.208	111.1	42.973	116.7	40.951	88.4	1:47.132	83.58	0.920	15:43:16.171
8 -	23.087	109.1	42.264	114.3	41.022	87.5	1:46.373 (2)	84.17	0.161	15:45:02.544
9 -	23.109	112.5	42.284	112.7	40.819	87.2	1:46.212 (1)	84.30		15:46:48.756
10 -	23.107	111.2	42.742	112.4	41.113	86.5	1:46.962 (3)	83.71	0.750	15:48:35.718

P20 7 Jamie ASHBY		Honda - JPA Racing /SP125								
IDEAL LAP TIME : 1:47.969		BEST LAP TIME : 1:48.128			DIFFERENCE : 0.159					
LAP	SECTOR 1		SECTOR 2		SECTOR 3		LAP TIME	MPH	DIFF	TIME OF DAY
1 -		101.9	43.794	117.3	43.298	84.6	1:56.165	77.08	8.037	15:32:32.595
2 -	23.818	108.7	43.633	116.7	42.958	84.4	1:50.409	81.10	2.281	15:34:23.004
3 -	24.138	107.7	43.686	115.1	42.634	84.8	1:50.458	81.06	2.330	15:36:13.462
4 -	24.032	108.9	42.974	115.5	42.249	83.7	1:49.255	81.95	1.127	15:38:02.717
5 -	23.867	108.9	42.814	116.5	42.351	84.6	1:49.032	82.12	0.904	15:39:51.749
6 -	23.874	110.0	42.793	115.9	42.180	85.1	1:48.847	82.26	0.719	15:41:40.596
7 -	23.612	111.8	42.713	114.7	42.390	85.1	1:48.715 (3)	82.36	0.587	15:43:29.311
8 -	23.658	110.7	42.447	115.9	42.023	85.1	1:48.128 (1)	82.81		15:45:17.439
9 -	23.567	111.2	42.379	115.3	42.188	84.6	1:48.134 (2)	82.80	0.006	15:47:05.573

P21 54 Bryn OWEN		Honda - Bryn Taff Racing								
IDEAL LAP TIME : 1:47.990		BEST LAP TIME : 1:48.178			DIFFERENCE : 0.188					
LAP	SECTOR 1		SECTOR 2		SECTOR 3		LAP TIME	MPH	DIFF	TIME OF DAY
1 -		95.4	44.165	118.3	43.246	85.4	1:57.437	76.24	9.259	15:32:33.867
2 -	23.404	117.7	43.169	116.9	43.303	84.8	1:49.876	81.49	1.698	15:34:23.743
3 -	23.551	105.0	43.460	115.3	42.842	85.7	1:49.853	81.51	1.675	15:36:13.596
4 -	23.318	110.3	43.125	115.3	42.185	84.9	1:48.628 (3)	82.43	0.450	15:38:02.224
5 -	23.650	106.0	43.243	113.9	42.702	85.3	1:49.595	81.70	1.417	15:39:51.819
6 -	23.623	109.6	42.667	115.1	42.014	85.6	1:48.304 (2)	82.67	0.126	15:41:40.123
7 -	23.482	114.7	43.196	114.9	42.037	85.8	1:48.715	82.36	0.537	15:43:28.838
8 -	23.479	109.6	42.658	115.3	42.041	85.3	1:48.178 (1)	82.77		15:45:17.016
9 -	23.433	113.5	42.851	114.9	42.681	82.6	1:48.965	82.17	0.787	15:47:05.981

P22 18 Paul DOBB		Honda - PDR								
IDEAL LAP TIME : 1:47.871		BEST LAP TIME : 1:48.023			DIFFERENCE : 0.152					
LAP	SECTOR 1		SECTOR 2		SECTOR 3		LAP TIME	MPH	DIFF	TIME OF DAY
1 -		95.0	44.445	115.3	43.207	82.6	1:57.747	76.04	9.724	15:32:34.177
2 -	23.443	110.7	42.947	115.7	43.344	83.0	1:49.734	81.60	1.711	15:34:23.911

Weather / Track : Cloudy / Dry

Donington Park GP
Circuit Length = 2.4873 miles
Start: 15:30 Flag 15:47 End: 15:48

MCRCB BULLETIN TK142

2014 MCE British Superbike Championship - Round 9

2014 Motul British Motostar Championship

RACE 3 - CADWELL PARK RACE - SECTOR ANALYSIS

SECTOR 1 = FL to I1, SECTOR 2 = I1 to I2, SECTOR 3 = I2 to FL, DIFF = Difference To Personal Best Lap

3 -	23.592	106.5	43.631	113.1	42.687	83.7	1:49.910	81.47	1.887	15:36:13.821
4 -	23.931	105.0	42.930	115.1	42.264	83.4	1:49.125	82.05	1.102	15:38:02.946
5 -	24.058	104.6	42.980	114.1	42.191	82.8	1:49.229	81.97	1.206	15:39:52.175
6 -	23.680	105.6	42.786	115.3	42.772	82.2	1:49.238	81.97	1.215	15:41:41.413
7 -	23.415	107.7	42.745	112.0	42.197	84.4	1:48.357 (2)	82.63	0.334	15:43:29.770
8 -	23.567	107.5	42.542	113.9	41.914	82.6	1:48.023 (1)	82.89		15:45:17.793
9 -	23.555	101.8	42.805	111.1	42.081	83.1	1:48.441 (3)	82.57	0.418	15:47:06.234

P23 65	Josh OWENS	Honda - RCD Motorsport	
IDEAL LAP TIME : 1:42.367	BEST LAP TIME : 1:42.637	DIFFERENCE : 0.270	

LAP	SECTOR 1	SECTOR 2	SECTOR 3	LAP TIME	MPH	DIFF	TIME OF DAY			
1 -	103.5	42.752	121.1	40.791	88.9	1:50.751	80.85	8.114	15:32:27.181	
2 -	22.240	117.1	40.680	119.8	39.717	89.1	1:42.637 (1)	87.24	15:34:09.818	
3 -	22.326	118.9	40.891	119.1	39.815	89.1	1:43.032	86.90	0.395	15:35:52.850
4 -	22.379	118.5	40.837	120.2	39.598	89.3	1:42.814 (3)	87.09	0.177	15:37:35.664
5 -	22.306	119.1	40.529	119.4	39.811	88.9	1:42.646 (2)	87.23	0.009	15:39:18.310

P24 36 M3	Jayson URIBE	Honda - FPW Racing /RSR	
IDEAL LAP TIME : 1:40.230	BEST LAP TIME : 1:40.230	DIFFERENCE : 0.000	

LAP	SECTOR 1	SECTOR 2	SECTOR 3	LAP TIME	MPH	DIFF	TIME OF DAY			
1 -	113.3	40.979	123.1	39.932	89.7	1:47.001	83.68	6.771	15:32:23.431	
2 -	22.411	118.5	40.835	118.3	39.439	90.2	1:42.685 (2)	87.20	2.455	15:34:06.116
3 -	22.732	114.9	40.993	119.6	39.250	91.3	1:42.975 (3)	86.95	2.745	15:35:49.091
4 -	21.840	119.8	40.015	122.0	38.375	91.1	1:40.230 (1)	89.33		15:37:29.321

P25 35	Elliot LODGE	Honda - SP125/Spike Racing	
IDEAL LAP TIME : 1:43.282	BEST LAP TIME : 1:43.490	DIFFERENCE : 0.208	

LAP	SECTOR 1	SECTOR 2	SECTOR 3	LAP TIME	MPH	DIFF	TIME OF DAY			
1 -	114.1	42.526	118.7	40.536	88.7	1:49.705	81.62	6.215	15:32:26.135	
2 -	22.776	119.8	41.324	122.2	40.023	88.1	1:44.123 (2)	85.99	0.633	15:34:10.258
3 -	22.570	119.6	41.162	120.6	39.758	88.9	1:43.490 (1)	86.52		15:35:53.748

P26 27 M3	Cat GREEN	Honda - Redline Racing	
IDEAL LAP TIME : 1:48.331	BEST LAP TIME : 1:48.331	DIFFERENCE : 0.000	

LAP	SECTOR 1	SECTOR 2	SECTOR 3	LAP TIME	MPH	DIFF	TIME OF DAY			
1 -	100.3	44.401	122.0	42.706	88.1	1:56.423	76.91	8.092	15:32:32.853	
2 -	23.238	108.7	42.778	119.6	42.315	85.5	1:48.331 (1)	82.65		15:34:21.184

P27 100	Stephen CAMPBELL	Honda - Campbell Racing	
IDEAL LAP TIME : 2:06.318	BEST LAP TIME :	DIFFERENCE :	

LAP	SECTOR 1	SECTOR 2	SECTOR 3	LAP TIME	MPH	DIFF	TIME OF DAY			
1 -	93.2	48.453	112.4	51.419	81.3	2:12.272	67.69		15:32:48.702	
2 -	26.446	90.5	50.181	109.2	IN PIT	2:04.597	P	71.86		15:34:53.299

P28 19	Kai JOHNSON	Aprilia - Kinpac Racing	
IDEAL LAP TIME : 1:48.413	BEST LAP TIME :	DIFFERENCE :	

LAP	SECTOR 1	SECTOR 2	SECTOR 3	LAP TIME	MPH	DIFF	TIME OF DAY		
1 -	102.4	43.271	116.7	42.846	86.5	1:55.561	77.48		15:32:31.991

Weather / Track : Cloudy / Dry

Donington Park GP
 Circuit Length = 2.4873 miles
 Start: 15:30 Flag 15:47 End: 15:48

MCRCB BULLETIN TK143**2014 MCE British Superbike Championship - Round 9****2014 Motul British Motostar Championship****RACE 3 - CADWELL PARK RACE - BEST SPEEDS**

SECTOR 1				SECTOR 2			FINISH LINE		
POS	NO	NAME	MPH	NO	NAME	MPH	NO	NAME	MPH
1	28	Bradley RAY	127.5	66	Joe IRVING	126.3	66	Joe IRVING	94.0
2	6	Taz TAYLOR	124.9	28	Bradley RAY	125.6	42	James HOBSON	93.6
3	34	Jordan WEAVING	124.9	34	Jordan WEAVING	125.6	28	Bradley RAY	93.2
4	66	Joe IRVING	123.5	127	Georgina POLDEN	125.6	34	Jordan WEAVING	92.9
5	12	Edward RENDELL	122.6	42	James HOBSON	125.4	45	Olly SIMPSON	92.1
6	45	Olly SIMPSON	122.4	13	Sam BURMAN	124.7	127	Georgina POLDEN	91.9
7	64	Asher DURHAM	120.6	45	Olly SIMPSON	124.5	6	Taz TAYLOR	91.6
8	86	Charlie NESBITT	120.2	64	Asher DURHAM	124.5	64	Asher DURHAM	91.6
9	35	Elliot LODGE	119.8	36	Jayson URIBE	123.1	36	Jayson URIBE	91.3
10	36	Jayson URIBE	119.8	43	Arnie SHELTON	123.1	43	Arnie SHELTON	91.2
11	142	Brian SLOOTEN	119.6	6	Taz TAYLOR	122.6	142	Brian SLOOTEN	91.0
12	42	James HOBSON	119.1	142	Brian SLOOTEN	122.4	13	Sam BURMAN	90.6
13	65	Josh OWENS	119.1	35	Elliot LODGE	122.2	12	Edward RENDELL	90.2
14	90	Greg GREENWOOD	118.9	79	Chris TAYLOR	122.2	79	Chris TAYLOR	89.8
15	25	Mke BROUWERS	118.3	27	Cat GREEN	122.0	74	Joe THOMPSON	89.6
16	54	Bryn OWEN	117.7	12	Edward RENDELL	121.7	65	Josh OWENS	89.3
17	43	Arnie SHELTON	116.7	25	Mke BROUWERS	121.5	25	Mke BROUWERS	89.2
18	84	Daniel HERMANSSON	116.5	74	Joe THOMPSON	121.3	35	Elliot LODGE	88.9
19	79	Chris TAYLOR	116.1	65	Josh OWENS	121.1	4	Louis VALLELEY	88.4
20	13	Sam BURMAN	115.7	90	Greg GREENWOOD	119.6	27	Cat GREEN	88.1
21	47	Jake ARCHER	113.9	84	Daniel HERMANSSON	118.7	90	Greg GREENWOOD	88.0
22	19	Kai JOHNSON	113.7	54	Bryn OWEN	118.3	84	Daniel HERMANSSON	87.8
23	74	Joe THOMPSON	112.7	47	Jake ARCHER	117.9	47	Jake ARCHER	87.1
24	4	Louis VALLELEY	112.5	4	Louis VALLELEY	117.5	19	Kai JOHNSON	86.5
25	127	Georgina POLDEN	112.0	7	Jamie ASHBY	117.3	54	Bryn OWEN	85.8
26	7	Jamie ASHBY	111.8	19	Kai JOHNSON	116.9	7	Jamie ASHBY	85.1
27	27	Cat GREEN	111.1	44	Jake BAYFORD	116.7	18	Paul DOBB	84.4
28	18	Paul DOBB	110.7	18	Paul DOBB	115.7	100	Stephen CAMPBELL	81.3
29	44	Jake BAYFORD	95.8	100	Stephen CAMPBELL	112.4			
30	100	Stephen CAMPBELL	93.2						

Weather / Track : Cloudy / Dry

Donington Park GP

Circuit Length = 2.4873 miles

Start: 15:30 Flag 15:47 End: 15:48

Results can be found at www.tsl-timing.com

Printed - 15:51 Saturday, 06 September 2014

MCRCB BULLETIN TK144

2014 MCE British Superbike Championship - Round 9

2014 Motul British Motostar Championship

RACE 3 - CADWELL PARK RACE - BEST SECTORS

SECTOR 1			SECTOR 2			SECTOR 3			IDEAL / BEST COMPARISON						
POS	NO	NAME	TIME	NO	NAME	TIME	NO	NAME	TIME	POS	NO	NAME	IDEAL	BEST	DIFF
1	66	IRVING	21.191	66	IRVING	38.767	66	IRVING	37.292				PERFECT LAP	1:37.250	
2	28	RAY	21.203	34	WEAVING	38.803	28	RAY	37.393	1	66	IRVING	1:37.250	1:37.502	0.252
3	34	WEAVING	21.229	28	RAY	38.876	34	WEAVING	37.601	2	28	RAY	1:37.472	1:37.550	0.078
4	45	SIMPSON	21.563	45	SIMPSON	39.160	45	SIMPSON	37.788	3	34	WEAVING	1:37.633	1:37.748	0.115
5	42	HOBSON	21.729	6	TAYLOR	39.430	6	TAYLOR	38.365	4	45	SIMPSON	1:38.511	1:38.548	0.037
6	6	TAYLOR	21.745	12	RENDELL	39.620	36	URIBE	38.375	5	6	TAYLOR	1:39.540	1:39.681	0.141
7	12	RENDELL	21.829	64	DURHAM	39.776	12	RENDELL	38.507	6	12	RENDELL	1:39.956	1:40.121	0.165
8	36	URIBE	21.840	127	POLDEN	39.947	42	HOBSON	38.698	7	36	URIBE	1:40.230	1:40.230	0.000
9	64	DURHAM	21.887	36	URIBE	40.015	43	SHELTON	38.794	8	42	HOBSON	1:40.444	1:40.598	0.154
10	127	POLDEN	21.927	42	HOBSON	40.017	64	DURHAM	39.104	9	64	DURHAM	1:40.767	1:40.943	0.176
11	43	SHELTON	21.948	43	SHELTON	40.098	127	POLDEN	39.420	10	43	SHELTON	1:40.840	1:40.984	0.144
12	25	BROUWERS	22.195	25	BROUWERS	40.470	142	SLOOTEN	39.499	11	127	POLDEN	1:41.294	1:41.531	0.237
13	65	OWENS	22.240	65	OWENS	40.529	65	OWENS	39.598	12	65	OWENS	1:42.367	1:42.637	0.270
14	142	SLOOTEN	22.319	79	TAYLOR	40.992	35	LODGE	39.758	13	25	BROUWERS	1:42.446	1:42.461	0.015
15	74	THOMPSON	22.358	142	SLOOTEN	41.034	25	BROUWERS	39.781	14	142	SLOOTEN	1:42.852	1:43.030	0.178
16	35	LODGE	22.362	35	LODGE	41.162	79	TAYLOR	39.868	15	79	TAYLOR	1:43.245	1:43.537	0.292
17	79	TAYLOR	22.385	13	BURMAN	41.285	13	BURMAN	39.906	16	35	LODGE	1:43.282	1:43.490	0.208
18	13	BURMAN	22.532	74	THOMPSON	41.297	74	THOMPSON	40.039	17	74	THOMPSON	1:43.694	1:43.764	0.070
19	90	GREENWOOD	22.861	90	GREENWOOD	41.690	90	GREENWOOD	40.442	18	13	BURMAN	1:43.723	1:43.798	0.075
20	19	JOHNSON	22.939	84	HERMANSSON	41.693	84	HERMANSSON	40.793	19	90	GREENWOOD	1:44.993	1:45.377	0.384
21	84	HERMANSSON	22.980	47	ARCHER	41.766	4	VALLELEY	40.819	20	84	HERMANSSON	1:45.466	1:45.920	0.454
22	4	VALLELEY	23.087	4	VALLELEY	42.264	47	ARCHER	41.123	21	47	ARCHER	1:46.007	1:46.107	0.100
23	47	ARCHER	23.118	7	ASHBY	42.379	18	DOBB	41.914	22	4	VALLELEY	1:46.170	1:46.212	0.042
24	27	GREEN	23.238	18	DOBB	42.542	54	OWEN	42.014	23	18	DOBB	1:47.871	1:48.023	0.152
25	54	OWEN	23.318	19	JOHNSON	42.628	7	ASHBY	42.023	24	7	ASHBY	1:47.969	1:48.128	0.159
26	18	DOBB	23.415	54	OWEN	42.658	27	GREEN	42.315	25	54	OWEN	1:47.990	1:48.178	0.188
27	7	ASHBY	23.567	27	GREEN	42.778	19	JOHNSON	42.846	26	27	GREEN	1:48.331	1:48.331	0.000
28	100	CAMPBELL	26.446	44	BAYFORD	45.137	100	CAMPBELL	51.419	27	19	JOHNSON	1:48.413		
29				100	CAMPBELL	48.453				28	100	CAMPBELL	2:06.318		

Weather / Track : Cloudy / Dry

Donington Park GP
 Circuit Length = 2.4873 miles
 Start: 15:30 Flag 15:47 End: 15:48

Results can be found at www.tsl-timing.com

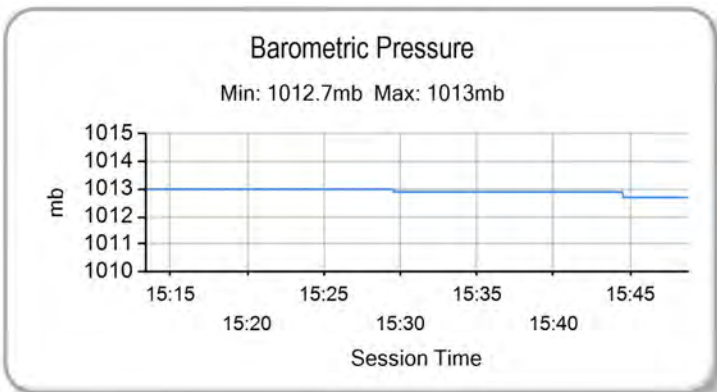
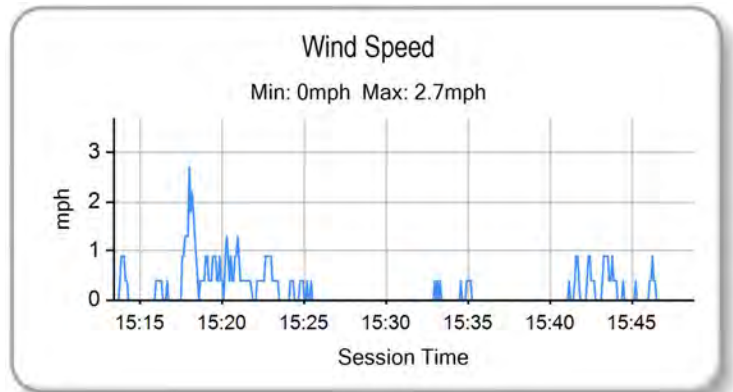
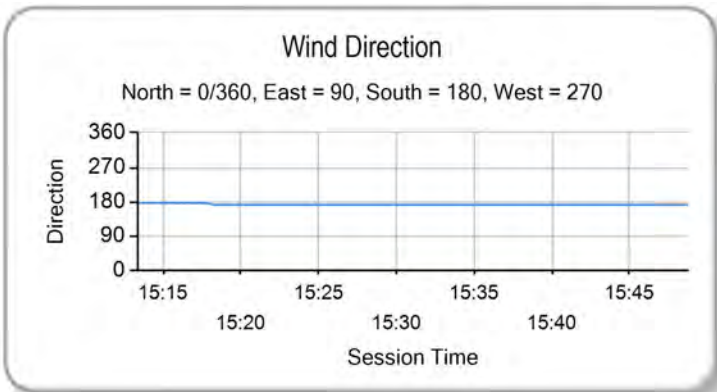
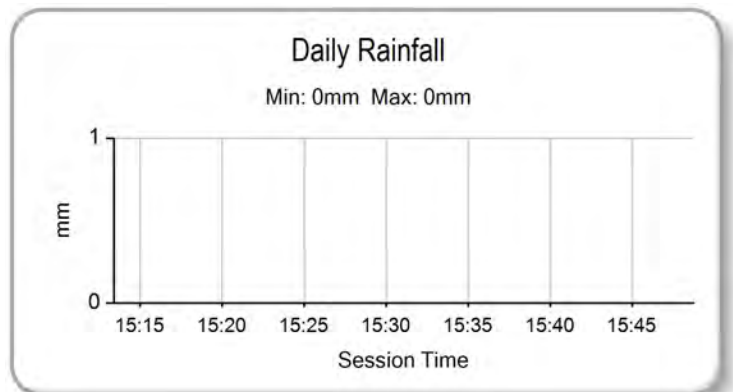
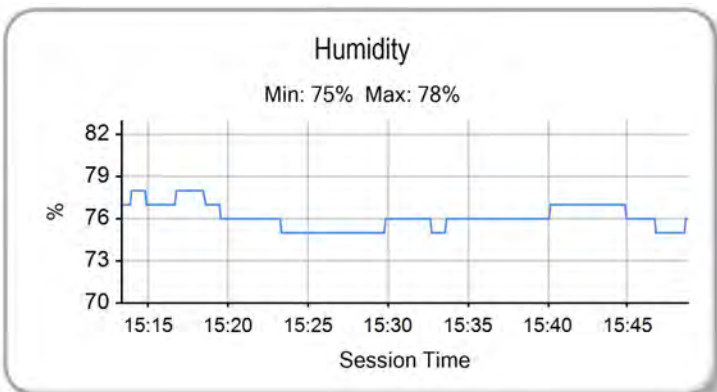
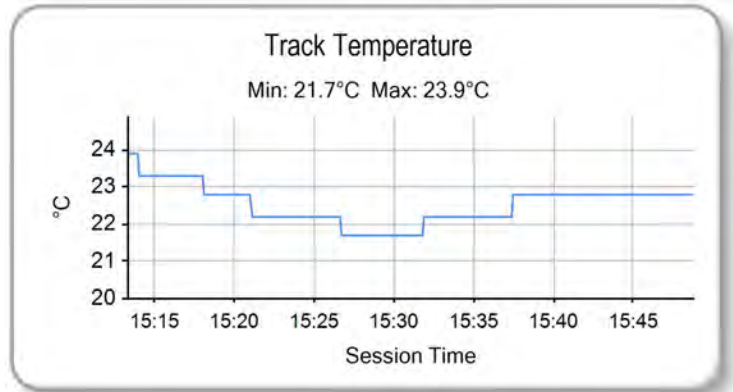
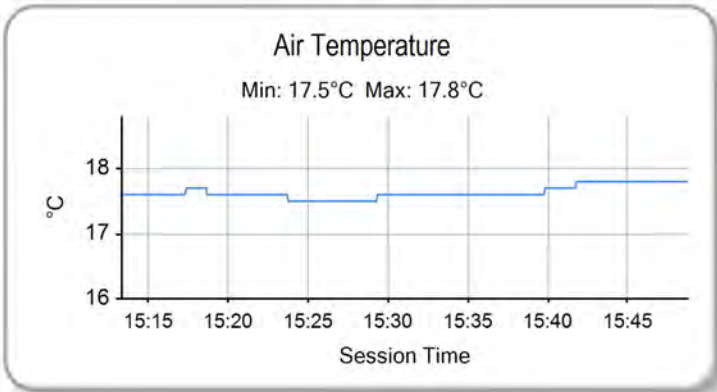
Printed - 15:51 Saturday, 06 September 2014

MCRCB BULLETIN TK145

2014 MCE British Superbike Championship - Round 9

2014 Motul British Motostar Championship

RACE 3 - CADWELL PARK RACE - WEATHER CONDITIONS



Weather / Track : Cloudy / Dry

Results can be found at www.tsl-timing.com

Donington Park GP
Circuit Length = 2.4873 miles
Start: 15:30 Flag 15:47 End: 15:48

Printed - 15:52 Saturday, 06 September 2014

MCRCB BULLETIN TK146

2014 Motul British Motostar Championship

MOTO 3 POINTS AFTER ROUND 9

	TOTAL	GAP	DIFF	21st April Brands Hatch - Indy	5th May Oulton Park	15th June Snetterton	29th June Knockhill	20th July Brands Hatch - GP	3rd August Thruxton	10th August Oulton Park	7th September Donington Park - CP Race	7th September Donington Park	21st September Assen	5th October Silverstone	19th October Brands Hatch - GP
Jordan WEAVING	170			20	25	20	25	20	20	20	20				
Joe IRVING	161	9		25		25	20	16	25	25	25				
Jayson URIBE	105	65	56	16	20	13	16	11	13	16					
James HOBSON	86	84	19	6	11	10	13	10	16	7	13				
Chris TAYLOR	71	99	15	10	16	8		7	9	13	8				
Mike BROUWERS	62	108	9	8	13	9			11	11	10				
Sam BURMAN	57	113	5	5	9	5	10	5	8	8	7				
Charlie NESBITT	52	118	5	11		11	11	9	10						
Joe THOMPSON	44	126	8			6	9	6	7	10	6				
Olly SIMPSON	41	129	3					25			16				
Ernst DUBBINK	29	141	12			16		13							
Brian SLOOTEN	24	146	5			7		8			9				
Tom BOOTH-AMOS	17	153	7	7	10										
Daniel COSTILLA	13	157	4	13											
Asher DURHAM	11	159	2								11				
Georgina POLDEN	9	161	2	9											
Vasco VAN DER VALK	9	161	0							9					
Thomas DE VRIES	8	162	1		8										

MCRCB BULLETIN TK147

2014 Motul British Motostar Championship

125GP POINTS AFTER ROUND 9

	TOTAL	GAP	DIFF	21st April Brands Hatch - Indy	5th May Oulton Park	15th June Snetterton	29th June Knockhill	20th July Brands Hatch - GP	3rd August Thruxton	10th August Oulton Park	7th September Donington Park - CP Race	7th September Donington Park	21st September Assen	5th October Silverstone	19th October Brands Hatch - GP
Edward RENDELL	172			20	25	20	25	16	25	25	16				
Taz TAYLOR	109	63		13	20	16		20	20		20				
Bradley RAY	91	81	18	16		25		25			25				
Arnie SHELTON	88	84	3	7	11	11	20	13	13		13				
Asher DURHAM	51	121	37	4	6	10	11		10	10					
Josh OWENS	50	122	1	8	9		13			20					
Greg GREENWOOD	49	123	1			7	7	6	8	11	10				
Elliot LODGE	48	124	1		5	9	16	10		8					
Daniel HERMANSSON	43	129	5	5	1	4		9		16	8				
Ryan SAXELBY	35	137	8	25	10										
Anthony ALONSO	35	137	0	9	13	13									
Louis VALLELEY	35	137	0		3	6	8	2		9	7				
Alex PERSSON	32	140	3	10				11	11						
James FLITCROFT	27	145	5	11	16										
Georgina POLDEN	27	145	0						16		11				
Jamie ASHBY	26	146	1			1	6		6	7	6				
Jake ARCHER	26	146	0					4		13	9				
Jake BAYFORD	21	151	5	1		2		5	7	6					
Joseph THOMAS	20	152	1	3	8		9								
Kai JOHNSON	19	153	1	2	7		10								
Tasia RODINK	16	156	3			8		8							
Paul DOBB	14	158	2					1	9		4				
Milo WARD	11	161	3	6		5									
Tom BOOTH-AMOS	7	165	4					7							
Jon VINCENT	7	165	0		2					5					
Gillian McGAW	5	167	2				5								
Bryn OWEN	5	167	0								5				
Mark CLAYTON	4	168	1		4										
Stephen CAMPBELL	4	168	0				4								
Ian RAYBON	3	169	1			3									
Wesley JONKER	3	169	0					3							



POS	NO	CL	PIC NAME	ENTRY	TIME	ON	LAPS	GAP	DIFF	MPH
1	66	MB	1 Joe IRVING	KTM- Redline KTM	1:39.374	4	5			90.10
2	45	MB	2 Olly SIMPSON	KTM- Olly Simpson Racing	1:39.783	2	2	0.409	0.409	89.73
3	28		1 Bradley RAY	EE125 - FAB-Racing	1:39.928	4	5	0.554	0.145	89.60
4	6		2 Taz TAYLOR	Luyten Honda - FPW Racing /Hookless Holidays	1:40.152	4	5	0.778	0.224	89.40
5	36	MB	3 Jayson URIBE	Honda - FPW Racing /RSR	1:41.206	5	5	1.832	1.054	88.47
6	12		3 Edward RENDELL	Honda - Banks Racing	1:41.505	5	5	2.131	0.299	88.21
7	64	MB	4 Asher DURHAM	Honda - Cresswell Racing /Momentum Recruitment	1:41.759	4	5	2.385	0.254	87.99
8	86	MB	5 Charlie NESBITT	Repli-Cast - Repli-CastUK	1:42.675	4	5	3.301	0.916	87.21
9	43		4 Arnie SHELTON	Honda - e3 Motorsport with Shelton Racing	1:42.689	4	4	3.315	0.014	87.19
10	42	MB	6 James HOBSON	KTM- Two 4 Motorsport with RS Racing	1:42.853	5	5	3.479	0.164	87.06
11	65		5 Josh OWENS	Honda - RCD Motorsport	1:43.433	4	5	4.059	0.580	86.57
12	25	MB	7 Mike BROUWERS	Honda - Joma /Brouwers Racing Team	1:43.888	4	5	4.514	0.455	86.19
13	127		6 Georgina POLDEN	Honda - RS Racing	1:43.906	2	5	4.532	0.018	86.17
14	79	MB	8 Chris TAYLOR	Honda - Elevator Saddles & Bridles	1:44.064	3	5	4.690	0.158	86.04
15	13	MB	9 Sam BURMAN	Honda - WNT /Burman Racing	1:44.091	5	5	4.717	0.027	86.02
16	142	MB	10 Brian SLOOTEN	Honda - Bakker Frames Holland	1:44.339	5	5	4.965	0.248	85.82
17	35		7 Elliot LODGE	Honda - SP125/Spike Racing	1:44.915	3	5	5.541	0.576	85.34
18	90		8 Greg GREENWOOD	Luyten Honda - FPW Racing	1:45.663	5	5	6.289	0.748	84.74
19	74	MB	11 Joe THOMPSON	Repli-Cast - Repli-CastUK	1:46.054	4	5	6.680	0.391	84.43
20	19		9 Kai JOHNSON	Aprilia - Kinpac Racing	1:46.320	4	5	6.946	0.266	84.22
21	84		10 Daniel HERMANSSON	TSR Luyten - FPW Racing	1:46.336	5	5	6.962	0.016	84.20
22	4		11 Louis VALLELEY	KTM- Century 21 /Cresswell Racing	1:47.740	3	4	8.366	1.404	83.11
23	47		12 Jake ARCHER	Honda - Jake Archer Racing	1:48.093	4	4	8.719	0.353	82.84
24	54		13 Bryn OWEN	Honda - Bryn Taff Racing	1:48.527	5	5	9.153	0.434	82.50
25	44		14 Jake BAYFORD	Honda - SGR Racing	1:48.693	4	5	9.319	0.166	82.38
26	7		15 Jamie ASHBY	Honda - JPA Racing/SP125	1:49.660	4	4	10.286	0.967	81.65
27	100		16 Stephen CAMPBELL	Honda - Campbell Racing	1:56.438	3	4	17.064	6.778	76.90
28	18		17 Paul DOBB	Honda - PDR			3			

Weather / Track : Sunny / Dry

These results are provisional until the conclusion of any judicial and technical matters.

Donington Park GP

Circuit Length = 2.4873 miles

Start: 09:52 Flag 10:00 End: 10:02

Race Director :

Stewards :

Timekeeper :

Results can be found at www.britishsuperbike.com

Printed - 10:03 Sunday, 07 September 2014



MCRCB BULLETIN TK201

2014 MCE British Superbike Championship - Round 9

2014 Motul British Motostar Championship

WARM-UP - SECTOR ANALYSIS

SECTOR 1 = FL to I1, SECTOR 2 = I1 to I2, SECTOR 3 = I2 to FL, DIFF = Difference To Personal Best Lap

P1		66 M3		Joe IRVING		KTM- Redline KTM				
IDEAL LAP TIME : 1:39.095		BEST LAP TIME : 1:39.374		DIFFERENCE : 0.279						
LAP	SECTOR 1	SECTOR 2		SECTOR 3		LAP TIME	MPH	DIFF	TIME OF DAY	
1 -	OUTLAP	93.8	42.861	124.0	40.148	93.5			09:53:55.011	
2 -	21.788	112.7	40.180	125.2	39.179	94.0	1:41.147	88.52	1.773	09:55:36.158
3 -	21.514	117.7	39.656	123.8	38.482	94.0	1:39.652 (3)	89.85	0.278	09:57:15.810
4 -	21.399	118.5	39.757	123.5	38.218	94.4	1:39.374 (1)	90.10		09:58:55.184
5 -	21.742	113.3	39.525	124.0	38.171	93.6	1:39.438 (2)	90.05	0.064	10:00:34.622

P2		45 M3		Oilly SIMPSON		KTM- Oilly Simpson Racing				
IDEAL LAP TIME : 1:39.699		BEST LAP TIME : 1:39.783		DIFFERENCE : 0.084						
LAP	SECTOR 1	SECTOR 2		SECTOR 3		LAP TIME	MPH	DIFF	TIME OF DAY	
1 -	OUTLAP	101.2	41.227	120.2	38.776	92.0				09:53:46.955
2 -	21.679	119.6	39.738	119.8	38.366	91.1	1:39.783 (1)	89.73		09:55:26.738

P3		28		Bradley RAY		EE125 - FAB-Racing				
IDEAL LAP TIME : 1:39.928		BEST LAP TIME : 1:39.928		DIFFERENCE : 0.000						
LAP	SECTOR 1	SECTOR 2		SECTOR 3		LAP TIME	MPH	DIFF	TIME OF DAY	
1 -	OUTLAP	100.7	42.708	120.4	40.154	90.6				09:53:50.558
2 -	21.892	118.3	40.143	121.3	39.358	89.6	1:41.393	88.31	1.465	09:55:31.951
3 -	21.913	120.0	39.910	117.9	38.618	89.8	1:40.441 (2)	89.15	0.513	09:57:12.392
4 -	21.813	121.3	39.738	117.7	38.377	89.9	1:39.928 (1)	89.60		09:58:52.320
5 -	21.881	120.6	39.844	118.5	38.792	89.1	1:40.517 (3)	89.08	0.589	10:00:32.837

P4		6		Taz TAYLOR		Luyten Honda - FPW Racing /Hookless Holidays				
IDEAL LAP TIME : 1:39.813		BEST LAP TIME : 1:40.152		DIFFERENCE : 0.339						
LAP	SECTOR 1	SECTOR 2		SECTOR 3		LAP TIME	MPH	DIFF	TIME OF DAY	
1 -	OUTLAP	94.7	42.719	121.7	39.920	90.2				09:53:49.886
2 -	22.232	117.3	40.360	118.5	39.684	90.7	1:42.276	87.55	2.124	09:55:32.162
3 -	21.896	121.3	39.921	119.6	38.765	91.2	1:40.582 (3)	89.02	0.430	09:57:12.744
4 -	21.599	126.1	39.768	121.3	38.785	91.1	1:40.152 (1)	89.40		09:58:52.896
5 -	21.704	122.9	39.449	121.1	39.042	90.1	1:40.195 (2)	89.37	0.043	10:00:33.091

P5		36 M3		Jayson URIBE		Honda - FPW Racing /RSR				
IDEAL LAP TIME : 1:40.707		BEST LAP TIME : 1:41.206		DIFFERENCE : 0.499						
LAP	SECTOR 1	SECTOR 2		SECTOR 3		LAP TIME	MPH	DIFF	TIME OF DAY	
1 -	OUTLAP	99.5	43.079	117.7	40.376	89.6				09:53:50.158
2 -	22.374	107.0	40.616	119.8	39.454	89.9	1:42.444	87.40	1.238	09:55:32.602
3 -	22.155	119.1	40.351	119.1	38.899	90.4	1:41.405 (3)	88.30	0.199	09:57:14.007
4 -	22.114	121.3	40.390	118.3	38.737	90.3	1:41.241 (2)	88.44	0.035	09:58:55.248
5 -	21.876	115.9	40.850	118.9	38.480	90.3	1:41.206 (1)	88.47		10:00:36.454

P6		12		Edward RENDELL		Honda - Banks Racing				
IDEAL LAP TIME : 1:41.261		BEST LAP TIME : 1:41.505		DIFFERENCE : 0.244						
LAP	SECTOR 1	SECTOR 2		SECTOR 3		LAP TIME	MPH	DIFF	TIME OF DAY	
1 -	OUTLAP	106.5	41.940	114.5	40.606	87.7				09:54:08.736
2 -	22.629	119.6	40.596	116.5	39.508	88.8	1:42.733	87.16	1.228	09:55:51.469
3 -	22.287	120.0	40.401	117.1	39.358	88.8	1:42.046 (3)	87.74	0.541	09:57:33.515
4 -	21.948	123.3	40.765	116.1	39.067	86.4	1:41.780 (2)	87.97	0.275	09:59:15.295
5 -	22.091	122.0	40.502	116.7	38.912	88.3	1:41.505 (1)	88.21		10:00:56.800

P7		64 M3		Asher DURHAM		Honda - Cresswell Racing /Momentum Recruitment				
IDEAL LAP TIME : 1:41.677		BEST LAP TIME : 1:41.759		DIFFERENCE : 0.082						
LAP	SECTOR 1	SECTOR 2		SECTOR 3		LAP TIME	MPH	DIFF	TIME OF DAY	
1 -	OUTLAP	93.5	43.142	121.7	41.144	89.8				09:53:51.680
2 -	22.536	113.7	40.504	119.4	40.416	90.4	1:43.456	86.55	1.697	09:55:35.136
3 -	22.177	117.9	40.503	120.2	39.662	91.1	1:42.342 (3)	87.49	0.583	09:57:17.478

Weather / Track : Sunny / Dry

Donington Park GP
Circuit Length = 2.4873 miles
Start: 09:52 Flag 10:00 End: 10:02

MCRCB BULLETIN TK201

2014 MCE British Superbike Championship - Round 9

2014 Motul British Motostar Championship

WARM-UP - SECTOR ANALYSIS

SECTOR 1 = FL to I1, SECTOR 2 = I1 to I2, SECTOR 3 = I2 to FL, DIFF = Difference To Personal Best Lap

4 -	22.140	118.1	39.875	120.0	39.744	90.8	1:41.759 (1)	87.99			09:58:59.237
5 -	22.196	120.9	40.133	120.6	39.679	91.1	1:42.008 (2)	87.78	0.249		10:00:41.245

P8	86 M3	Charlie NESBITT					Repli-Cast - Repli-Cast UK					
IDEAL LAP TIME : 1:42.377		BEST LAP TIME : 1:42.675			DIFFERENCE : 0.298							
LAP	SECTOR 1	SECTOR 2		SECTOR 3		LAP TIME	MPH	DIFF	TIME OF DAY			
1 -	OUTLAP	84.8	44.798	119.4	41.414	88.9			09:53:56.232			
2 -	22.705	112.7	41.262	121.5	40.458	89.1	1:44.425	85.75	1.750	09:55:40.657		
3 -	22.318	112.0	40.985	121.1	39.947	91.0	1:43.250 (3)	86.72	0.575	09:57:23.907		
4 -	21.981	123.1	40.957	117.5	39.737	91.3	1:42.675 (1)	87.21		09:59:06.582		
5 -	22.393	116.9	40.996	117.9	39.439	90.6	1:42.828 (2)	87.08	0.153	10:00:49.410		

P9	43	Arnie SHELTON					Honda - e3 Motorsport with Shelton Racing					
IDEAL LAP TIME : 1:42.689		BEST LAP TIME : 1:42.689			DIFFERENCE : 0.000							
LAP	SECTOR 1	SECTOR 2		SECTOR 3		LAP TIME	MPH	DIFF	TIME OF DAY			
1 -	OUTLAP	93.9	47.224	95.7	IN PIT					09:54:40.384		
2 -	OUTLAP	100.9	43.552	116.1	40.424	88.9	3:01.662	49.29	1:18.973	09:57:42.046		
3 -	22.937	111.1	41.086	117.9	40.212	89.1	1:44.235 (2)	85.90	1.546	09:59:26.281		
4 -	22.421	113.9	40.651	118.5	39.617	88.9	1:42.689 (1)	87.19		10:01:08.970		

P10	42 M3	James HOBSON					KTM - Two 4 Motorsport with RS Racing					
IDEAL LAP TIME : 1:42.055		BEST LAP TIME : 1:42.853			DIFFERENCE : 0.798							
LAP	SECTOR 1	SECTOR 2		SECTOR 3		LAP TIME	MPH	DIFF	TIME OF DAY			
1 -	OUTLAP	91.5	42.969	123.3	42.707	92.0				09:53:58.249		
2 -	22.612	106.8	41.579	123.8	40.087	92.5	1:44.278	85.87	1.425	09:55:42.527		
3 -	22.166	115.3	40.821	125.2	40.155	92.9	1:43.142 (3)	86.81	0.289	09:57:25.669		
4 -	22.237	112.7	40.421	122.9	40.239	91.6	1:42.897 (2)	87.02	0.044	09:59:08.566		
5 -	22.174	114.7	41.211	123.5	39.468	93.3	1:42.853 (1)	87.06		10:00:51.419		

P11	65	Josh OWENS					Honda - RCD Motorsport					
IDEAL LAP TIME : 1:43.279		BEST LAP TIME : 1:43.433			DIFFERENCE : 0.154							
LAP	SECTOR 1	SECTOR 2		SECTOR 3		LAP TIME	MPH	DIFF	TIME OF DAY			
1 -	OUTLAP	88.4	44.419	115.7	43.006	89.1				09:53:56.441		
2 -	22.935	120.0	41.005	118.3	41.081	87.3	1:45.021	85.26	1.588	09:55:41.462		
3 -	22.572	120.0	41.160	116.7	40.131	88.8	1:43.863 (2)	86.21	0.430	09:57:25.325		
4 -	22.218	123.1	40.930	117.7	40.285	89.9	1:43.433 (1)	86.57		09:59:08.758		
5 -	22.435	118.3	42.181	116.7	40.136	88.2	1:44.752 (3)	85.48	1.319	10:00:53.510		

P12	25 M3	Mike BROUWERS					Honda - Joma /Brouwers Racing Team					
IDEAL LAP TIME : 1:43.831		BEST LAP TIME : 1:43.888			DIFFERENCE : 0.057							
LAP	SECTOR 1	SECTOR 2		SECTOR 3		LAP TIME	MPH	DIFF	TIME OF DAY			
1 -	OUTLAP	97.5	42.875	118.9	40.787	88.7				09:53:52.542		
2 -	22.838	110.0	41.214	118.3	40.627	89.1	1:44.679 (3)	85.54	0.791	09:55:37.221		
3 -	22.659	112.4	41.868	116.1	40.489	88.9	1:45.016	85.26	1.128	09:57:22.237		
4 -	22.671	116.3	41.158	116.1	40.059	87.8	1:43.888 (1)	86.19		09:59:06.125		
5 -	22.614	113.7	41.283	120.6	40.110	88.8	1:44.007 (2)	86.09	0.119	10:00:50.132		

P13	127	Georgina POLDEN					Honda - RS Racing					
IDEAL LAP TIME : 1:43.027		BEST LAP TIME : 1:43.906			DIFFERENCE : 0.879							
LAP	SECTOR 1	SECTOR 2		SECTOR 3		LAP TIME	MPH	DIFF	TIME OF DAY			
1 -	OUTLAP	92.6	43.650	123.3	41.883	90.8				09:53:53.952		
2 -	22.515	112.7	40.989	122.2	40.402	91.9	1:43.906 (1)	86.17		09:55:37.858		
3 -	22.551	107.5	43.254	121.7	40.110	90.8	1:45.915 (3)	84.54	2.009	09:57:23.773		
4 -	21.928	119.6	41.137	120.6	41.585	89.7	1:44.650 (2)	85.56	0.744	09:59:08.423		
5 -	22.591	112.2	44.000	101.6	41.269	90.2	1:47.860	83.01	3.954	10:00:56.283		

Weather / Track : Sunny / Dry

Donington Park GP
Circuit Length = 2.4873 miles
Start: 09:52 Flag 10:00 End: 10:02

MCRCB BULLETIN TK201

2014 MCE British Superbike Championship - Round 9

2014 Motul British Motostar Championship

WARM-UP - SECTOR ANALYSIS

SECTOR 1 = FL to I1, SECTOR 2 = I1 to I2, SECTOR 3 = I2 to FL, DIFF = Difference To Personal Best Lap

P14		79 M3		Chris TAYLOR			Honda - Elevator Saddles & Bridles			
IDEAL LAP TIME : 1:43.441		BEST LAP TIME : 1:44.064			DIFFERENCE : 0.623					
LAP	SECTOR 1	SECTOR 2		SECTOR 3		LAP TIME	MPH	DIFF	TIME OF DAY	
1 -	OUTLAP	92.9	44.007	118.9	42.196	88.8			09:53:55.037	
2 -	23.102	108.7	41.834	118.9	40.795	90.1	1:45.731	84.69	1.667	09:55:40.768
3 -	22.613	112.4	41.105	120.0	40.346	90.2	1:44.064 (1)	86.04		09:57:24.832
4 -	22.369	118.3	41.168	119.8	40.630	91.0	1:44.167 (2)	85.96	0.103	09:59:08.999
5 -	22.377	114.7	42.375	120.9	39.967	90.6	1:44.719 (3)	85.50	0.655	10:00:53.718

P15		13 M3		Sam BURMAN			Honda - WNT /Burman Racing			
IDEAL LAP TIME : 1:44.017		BEST LAP TIME : 1:44.091			DIFFERENCE : 0.074					
LAP	SECTOR 1	SECTOR 2		SECTOR 3		LAP TIME	MPH	DIFF	TIME OF DAY	
1 -	OUTLAP	100.3	43.113	120.6	41.551	89.8			09:53:51.462	
2 -	22.936	106.0	41.609	119.6	40.950	89.1	1:45.495	84.88	1.404	09:55:36.957
3 -	22.765	112.5	41.707	118.1	40.647	88.9	1:45.119 (3)	85.18	1.028	09:57:22.076
4 -	22.746	113.1	41.383	121.3	40.244	90.6	1:44.373 (2)	85.79	0.282	09:59:06.449
5 -	22.820	114.1	41.240	120.9	40.031	90.3	1:44.091 (1)	86.02		10:00:50.540

P16		142 M3		Brian SLOOTEN			Honda - Bakker Frames Holland			
IDEAL LAP TIME : 1:44.192		BEST LAP TIME : 1:44.339			DIFFERENCE : 0.147					
LAP	SECTOR 1	SECTOR 2		SECTOR 3		LAP TIME	MPH	DIFF	TIME OF DAY	
1 -	OUTLAP	88.5	44.445	119.6	43.495	88.4			09:53:58.825	
2 -	23.266	99.2	42.523	118.1	42.016	88.9	1:47.805	83.06	3.466	09:55:46.630
3 -	22.645	108.5	42.237	118.5	40.512	90.1	1:45.394 (3)	84.96	1.055	09:57:32.024
4 -	22.839	106.0	42.289	118.3	39.923	89.6	1:45.051 (2)	85.23	0.712	09:59:17.075
5 -	22.497	111.4	41.772	118.9	40.070	89.7	1:44.339 (1)	85.82		10:01:01.414

P17		35		Elliot LODGE			Honda - SP125/Spike Racing			
IDEAL LAP TIME : 1:44.719		BEST LAP TIME : 1:44.915			DIFFERENCE : 0.196					
LAP	SECTOR 1	SECTOR 2		SECTOR 3		LAP TIME	MPH	DIFF	TIME OF DAY	
1 -	OUTLAP	94.7	43.168	119.6	41.016	88.6			09:53:51.997	
2 -	22.929	113.7	42.098	117.5	40.528	88.7	1:45.555 (3)	84.83	0.640	09:55:37.552
3 -	22.770	111.2	41.753	117.9	40.392	88.2	1:44.915 (1)	85.34		09:57:22.467
4 -	22.827	117.7	41.557	116.9	40.602	87.6	1:44.986 (2)	85.29	0.071	09:59:07.453
5 -	22.925	116.7	43.241	118.7	40.470	88.7	1:46.636	83.97	1.721	10:00:54.089

P18		90		Greg GREENWOOD			Luyten Honda - FPW Racing			
IDEAL LAP TIME : 1:45.522		BEST LAP TIME : 1:45.663			DIFFERENCE : 0.141					
LAP	SECTOR 1	SECTOR 2		SECTOR 3		LAP TIME	MPH	DIFF	TIME OF DAY	
1 -	OUTLAP	97.2	44.178	115.1	42.753	87.8			09:53:55.038	
2 -	23.411	108.2	41.860	117.3	41.859	87.8	1:47.130	83.58	1.467	09:55:42.168
3 -	23.012	114.1	41.647	115.7	41.247	86.9	1:45.906 (2)	84.55	0.243	09:57:28.074
4 -	22.864	116.9	42.096	114.1	41.064	86.5	1:46.024 (3)	84.45	0.361	09:59:14.098
5 -	22.846	117.9	41.612	116.3	41.205	86.2	1:45.663 (1)	84.74		10:00:59.761

P19		74 M3		Joe THOMPSON			Repli-Cast - Repli-Cast UK			
IDEAL LAP TIME : 1:46.006		BEST LAP TIME : 1:46.054			DIFFERENCE : 0.048					
LAP	SECTOR 1	SECTOR 2		SECTOR 3		LAP TIME	MPH	DIFF	TIME OF DAY	
1 -	OUTLAP	84.6	45.142	114.9	42.646	88.6			09:54:01.136	
2 -	23.298	101.8	41.806	119.4	42.092	89.2	1:47.196	83.53	1.142	09:55:48.332
3 -	22.770	108.7	42.111	116.3	41.606	88.1	1:46.487 (3)	84.08	0.433	09:57:34.819
4 -	22.813	110.1	41.709	116.1	41.532	87.3	1:46.054 (1)	84.43		09:59:20.873
5 -	22.789	111.1	41.704	118.1	41.858	88.4	1:46.351 (2)	84.19	0.297	10:01:07.224

P20		19		Kai JOHNSON			Aprilia - Kinpac Racing		
IDEAL LAP TIME : 1:46.320		BEST LAP TIME : 1:46.320			DIFFERENCE : 0.000				
LAP	SECTOR 1	SECTOR 2		SECTOR 3		LAP TIME	MPH	DIFF	TIME OF DAY

Weather / Track : Sunny / Dry

Donington Park GP
Circuit Length = 2.4873 miles
Start: 09:52 Flag 10:00 End: 10:02

MCRCB BULLETIN TK201

2014 MCE British Superbike Championship - Round 9

2014 Motul British Motostar Championship

WARM-UP - SECTOR ANALYSIS

SECTOR 1 = FL to I1, SECTOR 2 = I1 to I2, SECTOR 3 = I2 to FL, DIFF = Difference To Personal Best Lap

1 -	OUTLAP	93.0	44.011	115.1	43.935	85.8				09:53:57.759
2 -	23.625	99.8	42.515	115.3	43.173	86.6	1:49.313	81.91	2.993	09:55:47.072
3 -	22.956	107.0	42.159	115.7	41.939	87.0	1:47.054 (2)	83.64	0.734	09:57:34.126
4 -	22.917	112.4	41.742	116.3	41.661	84.5	1:46.320 (1)	84.22		09:59:20.446
5 -	22.964	114.1	41.799	115.9	42.542	85.7	1:47.305 (3)	83.44	0.985	10:01:07.751

P21 84		Daniel HERMANSSON				TSR Luyten - FPW Racing				
IDEAL LAP TIME : 1:46.259		BEST LAP TIME : 1:46.336				DIFFERENCE : 0.077				
LAP	SECTOR 1	SECTOR 2		SECTOR 3		LAP TIME	MPH	DIFF	TIME OF DAY	
1 -	OUTLAP	92.8	44.588	116.3	43.605	88.6				09:53:56.963
2 -	23.503	110.9	42.514	118.1	41.727	87.1	1:47.744	83.10	1.408	09:55:44.707
3 -	23.362	117.5	42.542	115.9	41.206	87.2	1:47.110 (2)	83.60	0.774	09:57:31.817
4 -	23.424	114.9	42.492	117.5	41.638	86.8	1:47.554 (3)	83.25	1.218	09:59:19.371
5 -	23.031	118.5	42.022	116.7	41.283	87.5	1:46.336 (1)	84.20		10:01:05.707

P22 4		Louis VALLELEY				KTM - Century 21 /Cresswell Racing				
IDEAL LAP TIME : 1:47.288		BEST LAP TIME : 1:47.740				DIFFERENCE : 0.452				
LAP	SECTOR 1	SECTOR 2		SECTOR 3		LAP TIME	MPH	DIFF	TIME OF DAY	
1 -	OUTLAP	93.9	45.325	115.5	43.962	87.5				09:53:58.705
2 -	23.710	104.6	43.472	113.3	42.231	86.6	1:49.413 (2)	81.84	1.673	09:55:48.118
3 -	23.552	111.2	42.541	112.7	41.647	87.7	1:47.740 (1)	83.11		09:57:35.858
4 -	23.100	112.4	42.923	111.6	IN PIT		2:02.047 P	73.36	14.307	09:59:37.905

P23 47		Jake ARCHER				Honda - Jake Archer Racing				
IDEAL LAP TIME : 1:47.950		BEST LAP TIME : 1:48.093				DIFFERENCE : 0.143				
LAP	SECTOR 1	SECTOR 2		SECTOR 3		LAP TIME	MPH	DIFF	TIME OF DAY	
1 -	OUTLAP	97.8	44.935	112.2	43.397	86.3				09:54:55.255
2 -	23.601	103.8	42.935	113.3	42.441	87.0	1:48.977 (3)	82.16	0.884	09:56:44.232
3 -	23.373	107.0	42.848	112.2	41.888	86.8	1:48.109 (2)	82.82	0.016	09:58:32.341
4 -	23.516	105.8	42.805	112.2	41.772	86.8	1:48.093 (1)	82.84		10:00:20.434

P24 54		Bryn OWEN				Honda - Bryn Taff Racing				
IDEAL LAP TIME : 1:48.331		BEST LAP TIME : 1:48.527				DIFFERENCE : 0.196				
LAP	SECTOR 1	SECTOR 2		SECTOR 3		LAP TIME	MPH	DIFF	TIME OF DAY	
1 -	OUTLAP	84.8	45.465	114.3	42.756	86.5				09:54:01.814
2 -	23.466	112.7	44.998	110.9	42.407	85.9	1:50.871	80.76	2.344	09:55:52.685
3 -	23.557	113.1	43.022	113.1	42.185	85.8	1:48.764 (3)	82.32	0.237	09:57:41.449
4 -	23.726	108.5	42.772	113.3	42.262	85.9	1:48.760 (2)	82.33	0.233	09:59:30.209
5 -	23.478	116.7	42.956	113.7	42.093	84.2	1:48.527 (1)	82.50		10:01:18.736

P25 44		Jake BAYFORD				Honda - SGR Racing				
IDEAL LAP TIME : 1:48.341		BEST LAP TIME : 1:48.693				DIFFERENCE : 0.352				
LAP	SECTOR 1	SECTOR 2		SECTOR 3		LAP TIME	MPH	DIFF	TIME OF DAY	
1 -	OUTLAP	91.9	45.437	112.5	43.476	86.1				09:54:00.651
2 -	23.929	102.1	43.549	112.7	42.459	85.5	1:49.937	81.45	1.244	09:55:50.588
3 -	23.463	108.0	43.251	111.1	42.092	86.6	1:48.806 (3)	82.29	0.113	09:57:39.394
4 -	23.492	108.9	43.451	111.1	41.750	85.9	1:48.693 (1)	82.38		09:59:28.087
5 -	23.354	108.9	43.237	112.0	42.126	86.4	1:48.717 (2)	82.36	0.024	10:01:16.804

P26 7		Jamie ASHBY				Honda - JPA Racing /SP125				
IDEAL LAP TIME : 1:49.260		BEST LAP TIME : 1:49.660				DIFFERENCE : 0.400				
LAP	SECTOR 1	SECTOR 2		SECTOR 3		LAP TIME	MPH	DIFF	TIME OF DAY	
1 -	OUTLAP	87.6	46.194	112.5	45.138	84.9				09:54:50.746
2 -	24.237	101.9	43.594	112.9	43.438	84.9	1:51.269 (3)	80.47	1.609	09:56:42.015
3 -	23.899	107.7	43.536	112.5	42.425	85.6	1:49.860 (2)	81.50	0.200	09:58:31.875
4 -	23.766	107.0	43.069	114.3	42.825	85.4	1:49.660 (1)	81.65		10:00:21.535

Weather / Track : Sunny / Dry

Donington Park GP
Circuit Length = 2.4873 miles
Start: 09:52 Flag 10:00 End: 10:02

MCRCB BULLETIN TK201

2014 MCE British Superbike Championship - Round 9

2014 Motul British Motostar Championship

WARM-UP - SECTOR ANALYSIS

SECTOR 1 = FL to I1, SECTOR 2 = I1 to I2, SECTOR 3 = I2 to FL, DIFF = Difference To Personal Best Lap

P27 100		Stephen CAMPBELL			Honda - Campbell Racing					
IDEAL LAP TIME : 1:56.355		BEST LAP TIME : 1:56.438		DIFFERENCE : 0.083						
LAP	SECTOR 1	SECTOR 2		SECTOR 3		LAP TIME	MPH	DIFF	TIME OF DAY	
1 -	OUTLAP	74.4	49.837	111.1	47.566	82.8			09:54:19.119	
2 -	25.437	93.8	46.473	112.0	47.071	84.1	1:58.981 (3)	75.25	2.543	09:56:18.100
3 -	25.046	98.5	45.572	110.7	45.820	84.0	1:56.438 (1)	76.90		09:58:14.538
4 -	25.372	79.8	46.334	110.7	45.737	83.4	1:57.443 (2)	76.24	1.005	10:00:11.981

P28 18		Paul DOBB			Honda - PDR					
IDEAL LAP TIME : 1:49.449		BEST LAP TIME :		DIFFERENCE :						
LAP	SECTOR 1	SECTOR 2		SECTOR 3		LAP TIME	MPH	DIFF	TIME OF DAY	
1 -	OUTLAP	88.7	45.250	105.0	44.195	82.7				09:53:59.522
2 -	24.051	103.2	42.539	112.4	IN PIT		1:48.230 P	82.73		09:55:47.752
3 -	OUTLAP	108.5	42.532	111.4	42.866	81.4	4:54.476	30.40		10:00:42.228

MCRCB BULLETIN TK202**2014 MCE British Superbike Championship - Round 9****2014 Motul British Motostar Championship****WARM-UP - BEST SPEEDS**

SECTOR 1				SECTOR 2			FINISH LINE		
POS	NO	NAME	MPH	NO	NAME	MPH	NO	NAME	MPH
1	6	Taz TAYLOR	126.1	42	James HOBSON	125.2	66	Joe IRVING	94.4
2	12	Edward RENDELL	123.3	66	Joe IRVING	125.2	42	James HOBSON	93.3
3	65	Josh OWENS	123.1	127	Georgina POLDEN	123.3	45	Olly SIMPSON	92.0
4	86	Charlie NESBITT	123.1	6	Taz TAYLOR	121.7	127	Georgina POLDEN	91.9
5	28	Bradley RAY	121.3	64	Asher DURHAM	121.7	86	Charlie NESBITT	91.3
6	36	Jayson URIBE	121.3	86	Charlie NESBITT	121.5	6	Taz TAYLOR	91.2
7	64	Asher DURHAM	120.9	13	Sam BURMAN	121.3	64	Asher DURHAM	91.1
8	45	Olly SIMPSON	119.6	28	Bradley RAY	121.3	79	Chris TAYLOR	91.0
9	127	Georgina POLDEN	119.6	79	Chris TAYLOR	120.9	13	Sam BURMAN	90.6
10	66	Joe IRVING	118.5	25	Mke BROUWERS	120.6	28	Bradley RAY	90.6
11	84	Daniel HERMANSSON	118.5	45	Olly SIMPSON	120.2	36	Jayson URIBE	90.4
12	79	Chris TAYLOR	118.3	36	Jayson URIBE	119.8	142	Brian SLOOTEN	90.1
13	90	Greg GREENWOOD	117.9	35	Elliot LODGE	119.6	65	Josh OWENS	89.9
14	35	Elliot LODGE	117.7	142	Brian SLOOTEN	119.6	74	Joe THOMPSON	89.2
15	54	Bryn OWEN	116.7	74	Joe THOMPSON	119.4	25	Mke BROUWERS	89.1
16	25	Mke BROUWERS	116.3	43	Amie SHELTON	118.5	43	Amie SHELTON	89.1
17	42	James HOBSON	115.3	65	Josh OWENS	118.3	12	Edward RENDELL	88.8
18	13	Sam BURMAN	114.1	84	Daniel HERMANSSON	118.1	35	Elliot LODGE	88.7
19	19	Kai JOHNSON	114.1	90	Greg GREENWOOD	117.3	84	Daniel HERMANSSON	88.6
20	43	Amie SHELTON	113.9	12	Edward RENDELL	117.1	90	Greg GREENWOOD	87.8
21	4	Louis VALLELEY	112.4	19	Kai JOHNSON	116.3	4	Louis VALLELEY	87.7
22	142	Brian SLOOTEN	111.4	4	Louis VALLELEY	115.5	19	Kai JOHNSON	87.0
23	74	Joe THOMPSON	111.1	7	Jamie ASHBY	114.3	47	Jake ARCHER	87.0
24	44	Jake BAYFORD	108.9	54	Bryn OWEN	114.3	44	Jake BAYFORD	86.6
25	18	Paul DOBB	108.5	47	Jake ARCHER	113.3	54	Bryn OWEN	86.5
26	7	Jamie ASHBY	107.7	44	Jake BAYFORD	112.7	7	Jamie ASHBY	85.6
27	47	Jake ARCHER	107.0	18	Paul DOBB	112.4	100	Stephen CAMPBELL	84.1
28	100	Stephen CAMPBELL	98.5	100	Stephen CAMPBELL	112.0	18	Paul DOBB	82.7

Weather / Track : Sunny / Dry

Results can be found at www.tsl-timing.com

Donington Park GP

Circuit Length = 2.4873 miles

Start: 09:52 Flag 10:00 End: 10:02

Printed - 10:04 Sunday, 07 September 2014

MCRCB BULLETIN TK203

2014 MCE British Superbike Championship - Round 9

2014 Motul British Motostar Championship

WARM-UP - BEST SECTORS

SECTOR 1			SECTOR 2			SECTOR 3			IDEAL / BEST COMPARISON						
POS	NO	NAME	TIME	NO	NAME	TIME	NO	NAME	TIME	POS	NO	NAME	IDEAL	BEST	DIFF
1	66	IRVING	21.399	6	TAYLOR	39.449	66	IRVING	38.171				PERFECT LAP	1:39.019	
2	45	SIMPSON	21.595	66	IRVING	39.525	45	SIMPSON	38.366	1	66	IRVING	1:39.095	1:39.374	0.279
3	6	TAYLOR	21.599	28	RAY	39.738	28	RAY	38.377	2	45	SIMPSON	1:39.699	1:39.783	0.084
4	28	RAY	21.813	45	SIMPSON	39.738	36	URIBE	38.480	3	6	TAYLOR	1:39.813	1:40.152	0.339
5	36	URIBE	21.876	64	DURHAM	39.875	6	TAYLOR	38.765	4	28	RAY	1:39.928	1:39.928	0.000
6	127	POLDEN	21.928	36	URIBE	40.351	12	RENDELL	38.912	5	36	URIBE	1:40.707	1:41.206	0.499
7	12	RENDELL	21.948	12	RENDELL	40.401	86	NESBITT	39.439	6	12	RENDELL	1:41.261	1:41.505	0.244
8	86	NESBITT	21.981	42	HOBSON	40.421	42	HOBSON	39.468	7	64	DURHAM	1:41.677	1:41.759	0.082
9	64	DURHAM	22.140	43	SHELTON	40.651	43	SHELTON	39.617	8	42	HOBSON	1:42.055	1:42.853	0.798
10	42	HOBSON	22.166	65	OWENS	40.930	64	DURHAM	39.662	9	86	NESBITT	1:42.377	1:42.675	0.298
11	65	OWENS	22.218	86	NESBITT	40.957	142	SLOOTEN	39.923	10	43	SHELTON	1:42.689	1:42.689	0.000
12	79	TAYLOR	22.369	127	POLDEN	40.989	79	TAYLOR	39.967	11	127	POLDEN	1:43.027	1:43.906	0.879
13	43	SHELTON	22.421	79	TAYLOR	41.105	13	BURMAN	40.031	12	65	OWENS	1:43.279	1:43.433	0.154
14	142	SLOOTEN	22.497	25	BROUWERS	41.158	25	BROUWERS	40.059	13	79	TAYLOR	1:43.441	1:44.064	0.623
15	25	BROUWERS	22.614	13	BURMAN	41.240	127	POLDEN	40.110	14	25	BROUWERS	1:43.831	1:43.888	0.057
16	13	BURMAN	22.746	35	LODGE	41.557	65	OWENS	40.131	15	13	BURMAN	1:44.017	1:44.091	0.074
17	35	LODGE	22.770	90	GREENWOOD	41.612	35	LODGE	40.392	16	142	SLOOTEN	1:44.192	1:44.339	0.147
18	74	THOMPSON	22.770	74	THOMPSON	41.704	90	GREENWOOD	41.064	17	35	LODGE	1:44.719	1:44.915	0.196
19	90	GREENWOOD	22.846	19	JOHNSON	41.742	84	HERMANSSON	41.206	18	90	GREENWOOD	1:45.522	1:45.663	0.141
20	19	JOHNSON	22.917	142	SLOOTEN	41.772	74	THOMPSON	41.532	19	74	THOMPSON	1:46.006	1:46.054	0.048
21	84	HERMANSSON	23.031	84	HERMANSSON	42.022	4	VALLELEY	41.647	20	84	HERMANSSON	1:46.259	1:46.336	0.077
22	4	VALLELEY	23.100	18	DOBB	42.532	19	JOHNSON	41.661	21	19	JOHNSON	1:46.320	1:46.320	0.000
23	44	BAYFORD	23.354	4	VALLELEY	42.541	44	BAYFORD	41.750	22	4	VALLELEY	1:47.288	1:47.740	0.452
24	47	ARCHER	23.373	54	OWEN	42.772	47	ARCHER	41.772	23	47	ARCHER	1:47.950	1:48.093	0.143
25	54	OWEN	23.466	47	ARCHER	42.805	54	OWEN	42.093	24	54	OWEN	1:48.331	1:48.527	0.196
26	7	ASHBY	23.766	7	ASHBY	43.069	7	ASHBY	42.425	25	44	BAYFORD	1:48.341	1:48.693	0.352
27	18	DOBB	24.051	44	BAYFORD	43.237	18	DOBB	42.866	26	7	ASHBY	1:49.260	1:49.660	0.400
28	100	CAMPBELL	25.046	100	CAMPBELL	45.572	100	CAMPBELL	45.737	27	18	DOBB	1:49.449		
										28	100	CAMPBELL	1:56.355	1:56.438	0.083

Weather / Track : Sunny / Dry

Donington Park GP

Circuit Length = 2.4873 miles

Start: 09:52 Flag 10:00 End: 10:02

Results can be found at www.tsl-timing.com

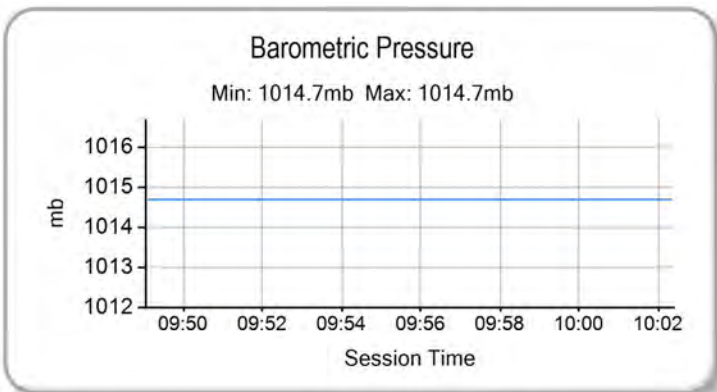
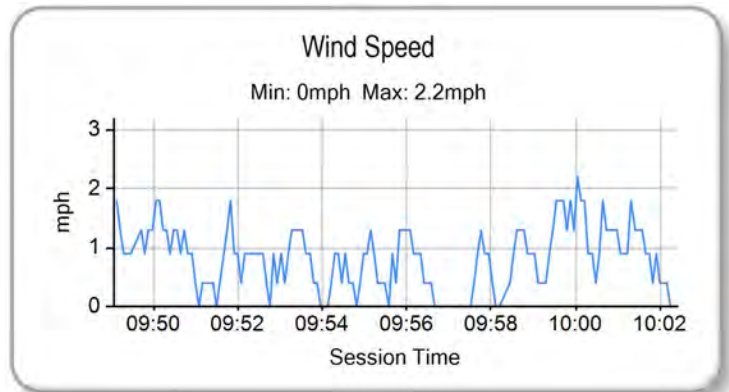
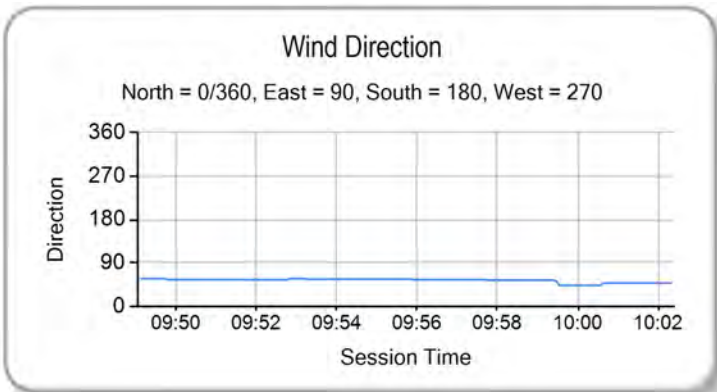
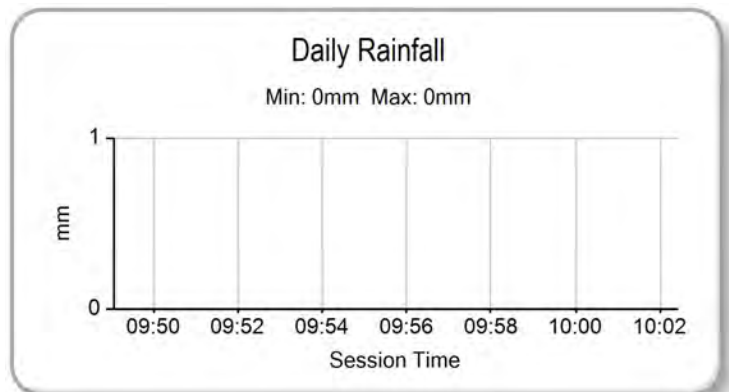
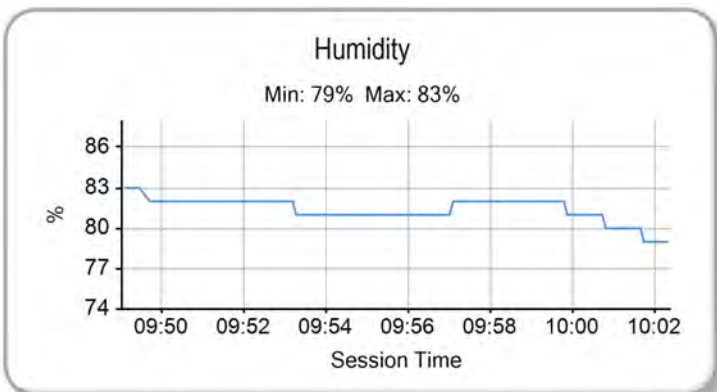
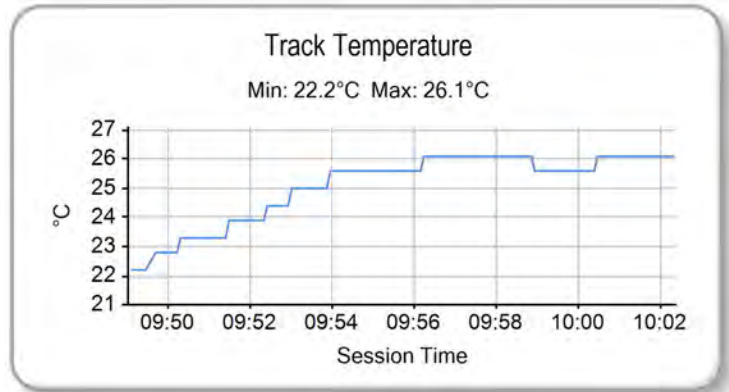
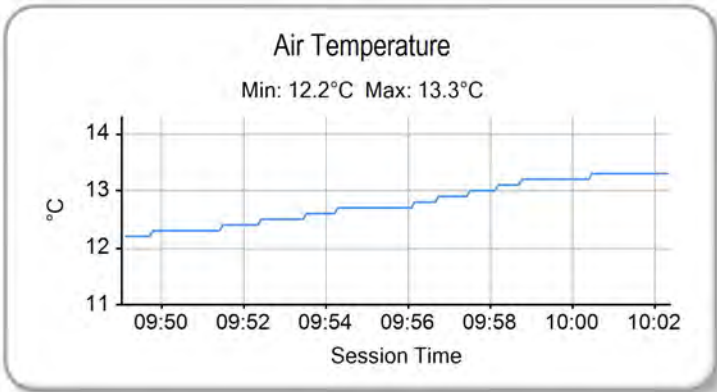
Printed - 10:04 Sunday, 07 September 2014

MCRCB BULLETIN TK204

2014 MCE British Superbike Championship - Round 9

2014 Motul British Motostar Championship

WARM-UP - WEATHER CONDITIONS



Weather / Track : Sunny / Dry

Donington Park GP
Circuit Length = 2.4873 miles
Start: 09:52 Flag 10:00 End: 10:02

Results can be found at www.tsl-timing.com

Printed - 10:04 Sunday, 07 September 2014



ROW 10	29	36	Jayson URIBE	1:56.948	28	100	Stephen CAMPBELL					
ROW 9	27	18	Paul DOBB	1:49.572	26	44	Jake BAYFORD	1:48.367	25	7	Jamie ASHBY	1:47.260
ROW 8	24	54	Bryn OWEN	1:47.248	23	4	Louis VALLELEY	1:46.888	22	47	Jake ARCHER	1:45.562
ROW 7	21	84	Daniel HERMANSSON	1:44.927	20	19	Kai JOHNSON	1:44.722	19	74	Joe THOMPSON	1:44.239
ROW 6	18	90	Greg GREENWOOD	1:43.933	17	35	Elliot LODGE	1:43.411	16	25	Mike BROUWERS	1:43.259
ROW 5	15	13	Sam BURMAN	1:43.181	14	65	Josh OWENS	1:42.939	13	142	Brian SLOOTEN	1:42.614
ROW 4	12	79	Chris TAYLOR	1:42.588	11	127	Georgina POLDEN	1:41.643	10	86	Charlie NESBITT	1:41.369
ROW 3	9	43	Arnie SHELTON	1:41.150	8	42	James HOBSON	1:40.739	7	64	Asher DURHAM	1:40.636
ROW 2	6	12	Edward RENDELL	1:40.587	5	6	Taz TAYLOR	1:39.432	4	34	Jordan WEAVING	1:39.392
ROW 1	3	45	Olly SIMPSON	1:39.122	2	28	Bradley RAY	1:37.927	1	66	Joe IRVING	1:37.772
												Pole

Donington Park GP
Circuit Length = 2.4873 miles

These results are provisional until the conclusion of any judicial and technical matters.

Race Director :	Stewards :	Timekeeper :
-----------------	------------	--------------

Results can be found at www.britishsuperbike.com

Printed - 10:06 Sunday, 07 September 2014





POS	NO	CL	PIC NAME	ENTRY	LAPS	TIME	GAP	DIFF	MPH	BEST	ON
1	28		1 Bradley RAY	EE125 - FAB-Racing	14	23:15.918			89.80	1:38.861	4
2	34	MB	1 Jordan WEAVING	KTM- Jordan Racing /Burkert	14	23:19.430	3.512	3.512	89.58	1:38.677	2
3	6		2 Taz TAYLOR	Luyten Honda - FPW Racing /Hookless Holidays	14	23:28.755	12.837	9.325	88.98	1:39.736	6
4	64	MB	2 Asher DURHAM	Honda - Cresswell Racing /Momentum Recruitment	14	23:39.458	23.540	10.703	88.31	1:40.448	14
5	12		3 Edward RENDELL	Honda - Banks Racing	14	23:39.588	23.670	0.130	88.30	1:40.093	10
6	86	MB	3 Charlie NESBITT	Repli-Cast - Repli-CastUK	14	23:42.469	26.551	2.881	88.13	1:40.848	3
7	36	MB	4 Jayson URIBE	Honda - FPW Racing /RSR	14	23:53.802	37.884	11.333	87.43	1:41.067	6
8	42	MB	5 James HOBSON	KTM- Two 4 Motorsport with RS Racing	14	23:53.982	38.064	0.180	87.42	1:41.363	2
9	142	MB	6 Brian SLOOTEN	Honda - Bakker Frames Holland	14	24:12.431	56.513	18.449	86.31	1:42.201	5
10	79	MB	7 Chris TAYLOR	Honda - Elevator Saddles & Bridles	14	24:24.041	1:08.123	11.610	85.62	1:43.623	11
11	35		4 Elliot LODGE	Honda - SP125 /Spike Racing	14	24:24.327	1:08.409	0.286	85.61	1:43.536	10
12	84		5 Daniel HERMANSSON	TSR Luyten - FPW Racing	14	24:36.184	1:20.266	11.857	84.92	1:43.506	13
13	90		6 Greg GREENWOOD	Luyten Honda - FPW Racing	14	24:36.244	1:20.326	0.060	84.91	1:43.175	13
14	19		7 Kai JOHNSON	Aprilia - Kinpac Racing	14	24:36.380	1:20.462	0.136	84.91	1:43.351	13
15	13	MB	8 Sam BURMAN	Honda - WNT /Burman Racing	14	24:36.899	1:20.981	0.519	84.88	1:43.654	2
16	47		8 Jake ARCHER	Honda - Jake Archer Racing	14	25:00.673	1:44.755	23.774	83.53	1:45.959	12
17	44		9 Jake BAYFORD	Honda - SGR Racing	13	23:17.662	1 Lap	1 Lap	83.28	1:46.100	11
18	54		10 Bryn OWEN	Honda - Bryn Taff Racing	13	23:18.099	1 Lap	0.437	83.26	1:45.923	9
19	18		11 Paul DOBB	Honda - PDR	13	23:23.407	1 Lap	5.308	82.94	1:46.638	6
20	7		12 Jamie ASHBY	Honda - JPA Racing /SP125	13	23:31.896	1 Lap	8.489	82.44	1:47.394	3

NOT CLASSIFIED

DNF	43		Arnie SHELTON	Honda - e3 Motorsport with Shelton Racing	11	18:47.101	3 Laps	2 Laps	87.39	1:41.405	2
DNF	74	MB	Joe THOMPSON	Repli-Cast - Repli-CastUK	10	17:30.500	4 Laps	1 Lap	85.23	1:43.387	7
DNF	127		Georgina POLDEN	Honda - RS Racing	9	15:22.352	5 Laps	1 Lap	87.37	1:41.617	7
DNF	65		Josh OWENS	Honda - RCD Motorsport	9	15:35.774	5 Laps	13.422	86.12	1:42.196	4
DNF	66	MB	Joe IRVING	KTM- Redline KTM	8	13:11.625	6 Laps	1 Lap	90.49	1:38.252	4
DNF	100		Stephen CAMPBELL	Honda - Campbell Racing	6	11:38.018	8 Laps	2 Laps	76.97	1:54.105	4
DNF	4		Louis VALLELEY	KTM- Century 21 /Cresswell Racing	5	9:05.854	9 Laps	1 Lap	82.02	1:46.755	3
DNF	25	MB	Mke BROUWERS	Honda - Joma /Brouwers Racing Team	4	6:55.424	10 Laps	1 Lap	86.21	1:42.312	2
DNF	45	MB	Ollly SIMPSON	KTM- Ollly Simpson Racing	1	1:43.058	13 Laps	3 Laps	86.88		

FASTEST LAP

66	MB	Joe IRVING	KTM- Redline KTM	4	1:38.252	91.13 mph	146.67 kph
28		Bradley RAY	EE125 - FAB-Racing	4	1:38.861	90.57 mph	145.76 kph

Weather / Track : Sunny / Dry

These results are provisional until the conclusion of any judicial and technical matters.

Donington Park GP

Circuit Length = 2.4873 miles

Start: 14:50 Flag 15:13 End: 15:15

Race Director :	Stewards :	Timekeeper :
-----------------	------------	--------------

Results can be found at www.britishsuperbike.com

Printed - 15:16 Sunday, 07 September 2014



MCRCB BULLETIN TK257

2014 MCE British Superbike Championship - Round 9

2014 Motul British Motostar Championship

RACE 11 - LAP CHART

LAP 12 @ 15:10:22.462

47 1:44.755 1:46.776

NO	BEHIND	LAP TIME
----	--------	----------

28		1:39.114
34	2.251	1:39.607
6	9.584	1:40.205
12	21.005	1:40.960
64	21.365	1:41.003
86	22.791	1:41.231
42	32.675	1:42.514
36	32.779	1:43.033
142	47.009	1:44.009
79	59.110	1:44.125
35	59.382	1:44.189
13	1:06.048	1:47.054
84	1:11.021	1:44.029
19	1:11.783	1:45.171
90	1:12.541	1:45.215
47	1:31.035	1:45.959
44	1:34.776	1:46.577
54	1:35.288	1:46.404
18	1:38.252	1:48.445

LAP 13 @ 15:12:01.748

NO	BEHIND	LAP TIME
----	--------	----------

28		1:39.286
34	2.789	1:39.824
7	1 Lap	1:48.696
6	10.657	1:40.359
12	22.412	1:40.693
64	23.055	1:40.976
86	25.022	1:41.517
42	35.746	1:42.357
36	35.879	1:42.386
142	52.075	1:44.352
79	1:04.068	1:44.244
35	1:04.452	1:44.356
13	1:13.697	1:46.935
84	1:15.241	1:43.506
19	1:15.848	1:43.351
90	1:16.430	1:43.175
47	1:37.942	1:46.193

LAP 14 @ 15:13:41.711

NO	BEHIND	LAP TIME
----	--------	----------

28		1:39.963
44	1 Lap	1:46.217
54	1 Lap	1:46.142
34	3.512	1:40.686
18	1 Lap	1:48.486
6	12.837	1:42.143
7	1 Lap	1:48.618
64	23.540	1:40.448
12	23.670	1:41.221
86	26.551	1:41.492
36	37.884	1:41.968
42	38.064	1:42.281
142	56.513	1:44.401
79	1:08.123	1:44.018
35	1:08.409	1:43.920
84	1:20.266	1:44.988
90	1:20.326	1:43.859
19	1:20.462	1:44.577
13	1:20.981	1:47.247

Weather / Track : Sunny / Dry

Donington Park GP
Circuit Length = 2.4873 miles
Start: 14:50 Flag 15:13 End: 15:15

MCRCB BULLETIN TK258

2014 MCE British Superbike Championship - Round 9

2014 Motul British Motostar Championship

RACE 11 - POSITION CHART

No	Name	Lap															
		Pos	1	2	3	4	5	6	7	8	9	10	11	12	13	14	
66	IRVING	1	66	66	66	66	66	66	66	66	66	28	28	28	28	28	28
28	RAY	2	28	34	34	28	28	28	28	28	28	34	34	34	34	34	34
45	SIMPSON	3	34	28	28	34	34	34	34	34	34	6	6	6	6	6	6
34	WEAVING	4	45	6	6	6	6	6	6	6	6	64	12	12	12	12	64
6	TAYLOR	5	6	12	64	64	64	64	12	12	64	12	64	64	64	64	12
12	RENDELL	6	12	64	12	12	12	64	64	86	86	86	86	86	86	86	86
64	DURHAM	7	86	86	86	86	86	86	86	86	12	42	36	36	42	42	36
42	HOBSON	8	43	43	43	43	43	42	42	42	36	43	42	36	36	42	42
43	SHELTON	9	64	42	42	42	42	43	43	43	43	42	43	142	142	142	142
86	NESBITT	10	42	127	127	127	127	127	127	127	36	127	142	142	79	79	79
127	POLDEN	11	127	25	25	36	36	36	36	36	127	142	35	79	35	35	35
79	TAYLOR	12	25	65	65	25	65	65	65	142	142	65	79	35	13	13	84
142	SLOOTEN	13	142	142	36	65	142	142	65	65	79	13	13	84	84	90	90
65	OWENS	14	65	36	142	142	79	35	79	35	35	74	19	19	19	19	19
13	BURMAN	15	79	79	79	79	35	79	35	79	13	19	84	90	90	13	13
25	BROUWERS	16	35	35	35	35	13	13	13	74	74	90	90	47	47	47	47
35	LODGE	17	36	13	13	13	74	74	74	13	19	84	47	44	44	44	44
90	GREENWOOD	18	13	74	74	74	19	19	19	19	90	47	44	54	54	54	54
74	THOMPSON	19	74	19	19	19	84	90	90	90	84	44	54	18	18	18	18
19	JOHNSON	20	19	90	84	84	90	84	84	84	47	54	18	7	7	7	7
84	HERMANSSON	21	90	84	90	90	47	47	47	47	54	18	7	7	7	7	7
47	ARCHER	22	84	54	4	54	54	54	54	44	44	7	7	7	7	7	7
4	VALLELEY	23	47	4	54	47	44	44	44	54	18	18	18	18	18	18	18
54	OWEN	24	4	47	47	4	18	18	18	18	7	7	7	7	7	7	7
7	ASHBY	25	54	18	18	18	4	7	7	7	7	7	7	7	7	7	7
44	BAYFORD	26	18	7	7	44	7	100	100	100	100	100	100	100	100	100	100
18	DOBB	27	7	44	44	7	100	100	100	100	100	100	100	100	100	100	100
100	CAMPBELL	28	44	100	100	100	100	100	100	100	100	100	100	100	100	100	100
36	URIBE	29	100	100	100	100	100	100	100	100	100	100	100	100	100	100	100

Weather / Track : Sunny / Dry

Donington Park GP
 Circuit Length = 2.4873 miles
 Start: 14:50 Flag 15:13 End: 15:15

Results can be found at www.tsl-timing.com

Printed - 15:17 Sunday, 07 September 2014

MCRCB BULLETIN TK259

2014 MCE British Superbike Championship - Round 9

2014 Motul British Motostar Championship

RACE 11 - SECTOR ANALYSIS

SECTOR 1 = FL to I1, SECTOR 2 = I1 to I2, SECTOR 3 = I2 to FL, DIFF = Difference To Personal Best Lap

P1 28		Bradley RAY		EE125 - FAB-Racing						
IDEAL LAP TIME : 1:38.620		BEST LAP TIME : 1:38.861		DIFFERENCE : 0.241						
LAP	SECTOR 1		SECTOR 2		SECTOR 3		LAP TIME	MPH	DIFF	TIME OF DAY
1 -		122.4	39.609	122.4	38.075	91.7	1:42.437	87.41	3.576	14:52:08.230
2 -	21.594	122.2	39.724	123.8	38.183	91.9	1:39.501	89.99	0.640	14:53:47.731
3 -	21.379	125.4	39.604	122.9	37.949	91.7	1:38.932 (2)	90.51	0.071	14:55:26.663
4 -	21.517	125.4	39.547	123.1	37.797	91.0	1:38.861 (1)	90.57		14:57:05.524
5 -	21.730	122.2	39.888	122.6	38.631	91.1	1:40.249	89.32	1.388	14:58:45.773
6 -	21.605	121.5	39.937	121.3	38.499	91.0	1:40.041	89.50	1.180	15:00:25.814
7 -	21.616	122.2	40.024	120.4	38.300	90.7	1:39.940	89.59	1.079	15:02:05.754
8 -	21.829	117.7	39.848	119.4	37.896	90.8	1:39.573	89.92	0.712	15:03:45.327
9 -	21.703	120.9	39.569	121.3	38.465	91.0	1:39.737	89.78	0.876	15:05:25.064
10 -	21.779	120.4	39.684	120.4	37.886	91.2	1:39.349	90.13	0.488	15:07:04.413
11 -	21.694	121.7	39.474	120.9	37.767	91.2	1:38.935 (3)	90.50	0.074	15:08:43.348
12 -	21.688	121.1	39.632	120.6	37.794	91.9	1:39.114	90.34	0.253	15:10:22.462
13 -	21.745	116.5	39.668	120.6	37.873	91.2	1:39.286	90.18	0.425	15:12:01.748
14 -	21.978	121.3	39.604	120.9	38.381	86.4	1:39.963	89.57	1.102	15:13:41.711

P2 34 M3		Jordan WEAVING		KTM- Jordan Racing /Burkert						
IDEAL LAP TIME : 1:38.572		BEST LAP TIME : 1:38.677		DIFFERENCE : 0.105						
LAP	SECTOR 1		SECTOR 2		SECTOR 3		LAP TIME	MPH	DIFF	TIME OF DAY
1 -		123.1	39.494	124.0	38.118	93.2	1:42.708	87.18	4.031	14:52:08.501
2 -	21.457	124.9	39.474	123.3	37.746	91.3	1:38.677 (1)	90.74		14:53:47.178
3 -	21.732	121.3	39.605	122.9	37.919	92.1	1:39.256 (3)	90.21	0.579	14:55:26.434
4 -	21.658	124.0	39.519	122.2	38.024	92.3	1:39.201 (2)	90.26	0.524	14:57:05.635
5 -	21.550	122.0	39.914	121.3	38.745	91.7	1:40.209	89.35	1.532	14:58:45.844
6 -	21.575	123.5	39.933	124.0	38.650	92.5	1:40.158	89.40	1.481	15:00:26.002
7 -	21.592	119.4	39.891	124.7	38.515	91.6	1:39.998	89.54	1.321	15:02:06.000
8 -	21.567	117.5	39.994	122.9	38.073	92.0	1:39.634	89.87	0.957	15:03:45.634
9 -	21.618	120.0	39.369	123.1	38.819	91.3	1:39.806	89.71	1.129	15:05:25.440
10 -	21.765	116.3	39.820	123.3	38.220	92.0	1:39.805	89.71	1.128	15:07:05.245
11 -	21.747	119.1	39.898	123.5	38.216	91.6	1:39.861	89.66	1.184	15:08:45.106
12 -	21.682	120.9	39.726	122.4	38.199	91.9	1:39.607	89.89	0.930	15:10:24.713
13 -	21.697	120.6	40.088	122.4	38.039	91.9	1:39.824	89.70	1.147	15:12:04.537
14 -	21.650	120.4	39.914	122.0	39.122	81.2	1:40.686	88.93	2.009	15:13:45.223

P3 6		Taz TAYLOR		Luyten Honda - FPW Racing /Hookless Holidays						
IDEAL LAP TIME : 1:39.470		BEST LAP TIME : 1:39.736		DIFFERENCE : 0.266						
LAP	SECTOR 1		SECTOR 2		SECTOR 3		LAP TIME	MPH	DIFF	TIME OF DAY
1 -		121.7	39.741	121.3	38.699	90.4	1:44.287	85.86	4.551	14:52:10.080
2 -	21.909	121.3	39.771	118.7	38.875	90.4	1:40.555	89.05	0.819	14:53:50.635
3 -	22.034	119.8	39.835	120.6	38.639	90.1	1:40.508	89.09	0.772	14:55:31.143
4 -	21.896	119.6	39.673	119.8	38.488	91.0	1:40.057	89.49	0.321	14:57:11.200
5 -	21.702	120.6	39.678	120.0	38.574	90.4	1:39.954 (3)	89.58	0.218	14:58:51.154
6 -	21.747	120.6	39.378	120.2	38.611	90.6	1:39.736 (1)	89.78		15:00:30.890
7 -	21.751	120.9	39.574	120.4	38.664	90.3	1:39.989	89.55	0.253	15:02:10.879
8 -	21.915	121.3	39.715	119.1	38.460	90.6	1:40.090	89.46	0.354	15:03:50.969
9 -	21.792	119.6	39.670	120.9	38.390	90.3	1:39.852 (2)	89.67	0.116	15:05:30.821
10 -	22.013	118.9	39.916	119.6	38.725	90.7	1:40.654	88.96	0.918	15:07:11.475
11 -	21.734	120.2	39.898	120.0	38.734	90.4	1:40.366	89.21	0.630	15:08:51.841
12 -	21.915	118.3	39.682	119.1	38.608	91.1	1:40.205	89.36	0.469	15:10:32.046
13 -	21.828	119.4	39.651	120.4	38.880	90.4	1:40.359	89.22	0.623	15:12:12.405
14 -	22.089	120.4	40.740	119.8	39.314	88.0	1:42.143	87.66	2.407	15:13:54.548

P4 64 M3		Asher DURHAM		Honda - Cresswell Racing /Momentum Recruitment						
IDEAL LAP TIME : 1:40.134		BEST LAP TIME : 1:40.448		DIFFERENCE : 0.314						
LAP	SECTOR 1		SECTOR 2		SECTOR 3		LAP TIME	MPH	DIFF	TIME OF DAY
1 -		113.5	40.500	124.2	39.431	90.6	1:46.553	84.03	6.105	14:52:12.346
2 -	21.996	120.9	39.510	121.5	38.956	90.8	1:40.462 (2)	89.13	0.014	14:53:52.808
3 -	21.864	118.1	39.843	120.2	39.460	90.2	1:41.167	88.51	0.719	14:55:33.975

Weather / Track : Sunny / Dry

Donington Park GP
Circuit Length = 2.4873 miles
Start: 14:50 Flag 15:13 End: 15:15

MCRCB BULLETIN TK259

2014 MCE British Superbike Championship - Round 9

2014 Motul British Motostar Championship

RACE 11 - SECTOR ANALYSIS

SECTOR 1 = FL to I1, SECTOR 2 = I1 to I2, SECTOR 3 = I2 to FL, DIFF = Difference To Personal Best Lap

4 -	21.970	118.5	39.814	120.2	39.297	90.6	1:41.081	88.58	0.633	14:57:15.056
5 -	21.922	120.4	39.660	120.6	39.523	91.1	1:41.105	88.56	0.657	14:58:56.161
6 -	21.910	119.1	39.670	121.3	39.429	92.0	1:41.009	88.65	0.561	15:00:37.170
7 -	22.149	117.7	40.192	120.9	39.188	90.4	1:41.529	88.19	1.081	15:02:18.699
8 -	22.188	117.5	40.142	118.9	39.103	91.2	1:41.433	88.27	0.985	15:04:00.132
9 -	22.070	117.9	39.960	121.3	39.086	91.0	1:41.116	88.55	0.668	15:05:41.248
10 -	21.909	119.4	39.689	121.1	39.035	91.2	1:40.633 (3)	88.98	0.185	15:07:21.881
11 -	21.983	116.3	40.200	121.5	38.760	91.3	1:40.943	88.70	0.495	15:09:02.824
12 -	22.094	107.2	40.083	120.6	38.826	91.2	1:41.003	88.65	0.555	15:10:43.827
13 -	21.898	117.1	39.868	120.4	39.210	91.5	1:40.976	88.67	0.528	15:12:24.803
14 -	21.994	119.8	39.633	121.7	38.821	90.2	1:40.448 (1)	89.14		15:14:05.251

P5 12		Edward RENDELL				Honda - Banks Racing				
IDEAL LAP TIME : 1:40.047		BEST LAP TIME : 1:40.093				DIFFERENCE : 0.046				
LAP	SECTOR 1		SECTOR 2		SECTOR 3		LAP TIME	MPH	DIFF	TIME OF DAY
1 -		117.7	40.396	120.2	38.710	88.9	1:45.587	84.80	5.494	14:52:11.380
2 -	22.138	119.4	40.020	117.9	38.991	88.1	1:41.149	88.52	1.056	14:53:52.529
3 -	22.010	119.6	39.990	117.7	39.567	86.3	1:41.567	88.16	1.474	14:55:34.096
4 -	22.383	121.1	39.655	119.6	39.205	88.8	1:41.243	88.44	1.150	14:57:15.339
5 -	21.989	121.7	39.735	119.1	39.271	89.2	1:40.995	88.66	0.902	14:58:56.334
6 -	22.070	121.5	39.703	120.4	38.975	88.1	1:40.748 (3)	88.87	0.655	15:00:37.082
7 -	22.307	118.5	40.078	118.7	39.060	85.0	1:41.445	88.26	1.352	15:02:18.527
8 -	22.759	115.9	40.230	119.8	39.324	89.3	1:42.313	87.52	2.220	15:04:00.840
9 -	21.955	119.8	39.694	119.6	39.147	89.1	1:40.796	88.83	0.703	15:05:41.636
10 -	21.846	120.4	39.583	120.9	38.664	88.6	1:40.093 (1)	89.46		15:07:21.729
11 -	22.005	118.7	40.155	118.7	38.618	88.2	1:40.778	88.85	0.685	15:09:02.507
12 -	22.255	118.5	39.867	117.9	38.838	88.3	1:40.960	88.69	0.867	15:10:43.467
13 -	22.116	116.5	39.879	117.7	38.698	88.0	1:40.693 (2)	88.92	0.600	15:12:24.160
14 -	22.064	118.9	39.814	117.9	39.343	84.5	1:41.221	88.46	1.128	15:14:05.381

P6 86 M3		Charlie NESBITT				Repli-Cast - Repli-Cast UK				
IDEAL LAP TIME : 1:40.382		BEST LAP TIME : 1:40.848				DIFFERENCE : 0.466				
LAP	SECTOR 1		SECTOR 2		SECTOR 3		LAP TIME	MPH	DIFF	TIME OF DAY
1 -		116.9	40.592	118.1	39.283	90.6	1:46.037	84.44	5.189	14:52:11.830
2 -	21.951	114.5	40.117	118.7	39.350	89.4	1:41.418	88.29	0.570	14:53:53.248
3 -	21.918	120.9	39.839	121.1	39.091	91.3	1:40.848 (1)	88.79		14:55:34.096
4 -	22.031	120.9	40.039	116.7	39.394	90.8	1:41.464	88.25	0.616	14:57:15.560
5 -	21.951	112.0	40.325	119.1	38.862	91.2	1:41.138	88.53	0.290	14:58:56.698
6 -	21.877	117.5	39.988	120.4	39.014	90.8	1:40.879 (2)	88.76	0.031	15:00:37.577
7 -	22.088	121.5	40.044	121.1	39.314	89.9	1:41.446	88.26	0.598	15:02:19.023
8 -	22.157	119.1	40.179	118.1	39.311	89.7	1:41.647	88.09	0.799	15:04:00.670
9 -	22.272	113.7	40.265	117.7	38.912	90.6	1:41.449	88.26	0.601	15:05:42.119
10 -	22.033	120.4	40.134	119.4	38.785	89.9	1:40.952	88.70	0.104	15:07:23.071
11 -	22.119	120.4	40.166	119.8	38.666	90.4	1:40.951 (3)	88.70	0.103	15:09:04.022
12 -	22.058	120.6	40.180	118.1	38.993	90.4	1:41.231	88.45	0.383	15:10:45.253
13 -	22.140	118.3	40.526	117.3	38.851	90.2	1:41.517	88.20	0.669	15:12:26.770
14 -	22.112	119.4	40.377	117.7	39.003	89.1	1:41.492	88.22	0.644	15:14:08.262

P7 36 M3		Jayson URIBE				Honda - FPW Racing /RSR				
IDEAL LAP TIME : 1:40.865		BEST LAP TIME : 1:41.067				DIFFERENCE : 0.202				
LAP	SECTOR 1		SECTOR 2		SECTOR 3		LAP TIME	MPH	DIFF	TIME OF DAY
1 -		106.5	41.707	123.8	40.572	89.9	1:50.078	81.34	9.011	14:52:15.871
2 -	22.161	116.7	40.811	120.9	39.221	90.3	1:42.193	87.62	1.126	14:53:58.064
3 -	22.073	118.3	40.255	121.3	39.376	90.4	1:41.704	88.04	0.637	14:55:39.768
4 -	21.941	117.5	40.326	119.8	39.014	89.7	1:41.281	88.41	0.214	14:57:21.049
5 -	22.029	119.8	40.385	119.1	38.752	90.2	1:41.166 (2)	88.51	0.099	14:59:02.215
6 -	21.932	120.6	40.182	120.6	38.953	90.2	1:41.067 (1)	88.59		15:00:43.282
7 -	21.931	120.6	40.342	120.9	38.951	90.3	1:41.224 (3)	88.46	0.157	15:02:24.506
8 -	22.176	120.2	40.296	120.0	38.752	90.7	1:41.224 (3)	88.46	0.157	15:04:05.730
9 -	21.950	119.8	40.300	122.9	39.722	90.3	1:41.972	87.81	0.905	15:05:47.702
10 -	22.356	113.1	40.889	120.2	38.894	90.2	1:42.139	87.66	1.072	15:07:29.841
11 -	22.250	117.1	40.942	119.6	39.175	89.9	1:42.367	87.47	1.300	15:09:12.208

Donington Park GP
Circuit Length = 2.4873 miles
Start: 14:50 Flag 15:13 End: 15:15

Weather / Track : Sunny / Dry

MCRCB BULLETIN TK259

2014 MCE British Superbike Championship - Round 9

2014 Motul British Motostar Championship

RACE 11 - SECTOR ANALYSIS

SECTOR 1 = FL to I1, SECTOR 2 = I1 to I2, SECTOR 3 = I2 to FL, DIFF = Difference To Personal Best Lap

12 -	22.225	117.1	40.960	117.5	39.848	90.1	1:43.033	86.90	1.966	15:10:55.241
13 -	22.278	117.3	40.555	120.0	39.553	89.3	1:42.386	87.45	1.319	15:12:37.627
14 -	22.431	119.8	40.403	120.0	39.134	89.6	1:41.968	87.81	0.901	15:14:19.595

P8 42 M3 James HOBSON		KTM - Two 4 Motorsport with RS Racing											
IDEAL LAP TIME : 1:41.320		BEST LAP TIME : 1:41.363			DIFFERENCE : 0.043								
LAP	SECTOR 1	SECTOR 2	SECTOR 3	LAP TIME	MPH	DIFF	TIME OF DAY						
1 -		109.8	41.149	124.9	39.610	92.9	1:47.106	83.60	5.743	14:52:12.899			
2 -	21.922	116.3	40.273	124.7	39.168	92.7	1:41.363 (1)	88.34		14:53:54.262			
3 -	21.919	115.9	40.344	125.2	39.252	92.8	1:41.515 (2)	88.20	0.152	14:55:35.777			
4 -	21.965	114.3	40.340	123.3	39.240	93.2	1:41.545 (3)	88.18	0.182	14:57:17.322			
5 -	21.928	112.7	40.346	124.5	39.338	92.1	1:41.612	88.12	0.249	14:58:58.934			
6 -	22.108	115.5	40.233	124.5	39.564	92.3	1:41.905	87.87	0.542	15:00:40.839			
7 -	22.068	114.9	40.439	123.5	39.441	92.7	1:41.948	87.83	0.585	15:02:22.787			
8 -	22.061	114.1	40.615	121.7	39.393	92.4	1:42.069	87.72	0.706	15:04:04.856			
9 -	22.206	112.7	40.795	123.1	39.566	92.0	1:42.567	87.30	1.204	15:05:47.423			
10 -	22.889	108.5	40.667	124.9	39.649	93.2	1:43.205	86.76	1.842	15:07:30.628			
11 -	22.107	111.6	40.390	125.2	39.498	92.5	1:41.995	87.79	0.632	15:09:12.623			
12 -	22.024	113.1	40.683	122.0	39.807	90.1	1:42.514	87.34	1.151	15:10:55.137			
13 -	22.101	116.3	40.476	123.3	39.780	89.3	1:42.357	87.48	0.994	15:12:37.494			
14 -	22.233	116.3	40.423	121.5	39.625	91.2	1:42.281	87.54	0.918	15:14:19.775			

P9 142 M3 Brian SLOOTEN		Honda - Bakker Frames Holland											
IDEAL LAP TIME : 1:42.031		BEST LAP TIME : 1:42.201			DIFFERENCE : 0.170								
LAP	SECTOR 1	SECTOR 2	SECTOR 3	LAP TIME	MPH	DIFF	TIME OF DAY						
1 -		107.0	41.439	121.3	39.647	90.3	1:48.179	82.77	5.978	14:52:13.972			
2 -	22.465	116.1	40.901	122.0	39.743	90.7	1:43.109	86.84	0.908	14:53:57.081			
3 -	22.256	116.3	40.585	122.2	40.017	90.4	1:42.858	87.05	0.657	14:55:39.939			
4 -	22.283	119.4	40.670	120.0	39.414	90.6	1:42.367 (2)	87.47	0.166	14:57:22.306			
5 -	22.262	119.1	40.749	120.0	39.190	91.0	1:42.201 (1)	87.61		14:59:04.507			
6 -	22.327	116.7	40.870	119.8	39.343	91.1	1:42.540 (3)	87.32	0.339	15:00:47.047			
7 -	22.260	118.3	40.987	118.7	39.726	90.2	1:42.973	86.95	0.772	15:02:30.020			
8 -	22.393	114.5	41.227	118.3	39.523	90.4	1:43.143	86.81	0.942	15:04:13.163			
9 -	22.492	115.1	41.635	118.7	39.757	90.4	1:43.884	86.19	1.683	15:05:57.047			
10 -	22.648	108.5	41.523	118.5	40.029	90.1	1:44.200	85.93	1.999	15:07:41.247			
11 -	22.594	113.1	41.447	118.7	40.174	90.3	1:44.215	85.92	2.014	15:09:25.462			
12 -	22.533	114.9	41.480	118.5	39.996	90.6	1:44.009	86.09	1.808	15:11:09.471			
13 -	22.609	113.5	41.476	118.1	40.267	90.1	1:44.352	85.81	2.151	15:12:53.823			
14 -	22.818	107.7	41.588	117.5	39.995	89.4	1:44.401	85.76	2.200	15:14:38.224			

P10 79 M3 Chris TAYLOR		Honda - Elevator Saddles & Bridles											
IDEAL LAP TIME : 1:43.065		BEST LAP TIME : 1:43.623			DIFFERENCE : 0.558								
LAP	SECTOR 1	SECTOR 2	SECTOR 3	LAP TIME	MPH	DIFF	TIME OF DAY						
1 -		104.0	42.149	121.3	40.257	90.4	1:49.313	81.91	5.690	14:52:15.106			
2 -	22.449	114.9	40.921	119.4	40.453	89.3	1:43.823 (3)	86.24	0.200	14:53:58.929			
3 -	22.578	114.9	41.703	118.3	40.391	88.9	1:44.672	85.54	1.049	14:55:43.601			
4 -	22.600	112.5	41.394	117.5	40.542	88.9	1:44.536	85.65	0.913	14:57:28.137			
5 -	22.453	112.0	41.592	116.3	40.216	88.8	1:44.261	85.88	0.638	14:59:12.398			
6 -	22.618	113.7	41.629	116.3	40.952	88.4	1:45.199	85.11	1.576	15:00:57.597			
7 -	22.370	114.7	41.274	120.2	40.099	88.7	1:43.743 (2)	86.31	0.120	15:02:41.340			
8 -	22.599	111.1	41.698	117.7	39.989	89.9	1:44.286	85.86	0.663	15:04:25.626			
9 -	22.465	111.8	41.287	118.7	40.183	88.8	1:43.935	86.15	0.312	15:06:09.561			
10 -	22.652	112.9	41.760	118.9	39.851	89.4	1:44.263	85.88	0.640	15:07:53.824			
11 -	22.524	112.2	41.325	119.6	39.774	88.7	1:43.623 (1)	86.41		15:09:37.447			
12 -	22.603	111.6	41.287	118.3	40.235	89.6	1:44.125	85.99	0.502	15:11:21.572			
13 -	22.526	112.9	41.704	118.7	40.014	89.1	1:44.244	85.89	0.621	15:13:05.816			
14 -	22.587	115.3	41.278	117.7	40.153	88.8	1:44.018	86.08	0.395	15:14:49.834			

Weather / Track : Sunny / Dry

Donington Park GP
Circuit Length = 2.4873 miles
Start: 14:50 Flag 15:13 End: 15:15

MCRCB BULLETIN TK259

2014 MCE British Superbike Championship - Round 9

2014 Motul British Motostar Championship

RACE 11 - SECTOR ANALYSIS

SECTOR 1 = FL to I1, SECTOR 2 = I1 to I2, SECTOR 3 = I2 to FL, DIFF = Difference To Personal Best Lap

P11 35		Elliot LODGE					Honda - SP125 /Spike Racing				
IDEAL LAP TIME : 1:43.240		BEST LAP TIME : 1:43.536					DIFFERENCE : 0.296				
LAP	SECTOR 1	SECTOR 2		SECTOR 3		LAP TIME	MPH	DIFF	TIME OF DAY		
1 -		106.6	41.656	122.4	40.354	89.1	1:49.655	81.66	6.119	14:52:15.448	
2 -	22.378	122.2	41.096	123.3	40.277	88.0	1:43.751 (2)	86.30	0.215	14:53:59.199	
3 -	22.558	122.0	41.701	119.6	40.420	88.1	1:44.679	85.54	1.143	14:55:43.878	
4 -	22.623	120.6	41.247	118.7	40.696	88.4	1:44.566	85.63	1.030	14:57:28.444	
5 -	22.609	120.0	41.184	119.4	40.536	87.5	1:44.329	85.82	0.793	14:59:12.773	
6 -	22.527	120.4	41.560	119.6	40.345	87.2	1:44.432	85.74	0.896	15:00:57.205	
7 -	22.633	116.5	41.273	117.3	40.444	88.4	1:44.350	85.81	0.814	15:02:41.555	
8 -	22.488	119.1	41.661	119.1	39.806	87.7	1:43.955	86.13	0.419	15:04:25.510	
9 -	22.749	113.3	41.391	118.1	40.244	87.3	1:44.384	85.78	0.848	15:06:09.894	
10 -	22.460	119.6	41.310	116.9	39.766	88.1	1:43.536 (1)	86.48		15:07:53.430	
11 -	22.787	115.5	41.440	116.7	39.998	88.3	1:44.225	85.91	0.689	15:09:37.655	
12 -	22.430	117.3	41.821	117.1	39.938	88.6	1:44.189	85.94	0.653	15:11:21.844	
13 -	22.685	118.3	41.330	118.5	40.341	88.0	1:44.356	85.80	0.820	15:13:06.200	
14 -	22.744	117.9	41.166	116.7	40.010	88.3	1:43.920 (3)	86.16	0.384	15:14:50.120	

P12 84		Daniel HERMANSSON					TSR Luyten - FPW Racing				
IDEAL LAP TIME : 1:43.403		BEST LAP TIME : 1:43.506					DIFFERENCE : 0.103				
LAP	SECTOR 1	SECTOR 2		SECTOR 3		LAP TIME	MPH	DIFF	TIME OF DAY		
1 -		105.0	42.287	118.3	40.814	89.2	1:51.630	80.21	8.124	14:52:17.423	
2 -	22.947	114.5	42.117	119.1	41.150	85.0	1:46.214	84.30	2.708	14:54:03.637	
3 -	23.267	114.3	41.590	117.3	40.474	87.0	1:45.331	85.01	1.825	14:55:48.968	
4 -	22.812	117.7	42.156	116.1	40.806	87.5	1:45.774	84.65	2.268	14:57:34.742	
5 -	22.827	113.9	41.559	116.7	41.574	86.3	1:45.960	84.50	2.454	14:59:20.702	
6 -	22.966	117.3	41.526	116.9	40.757	87.5	1:45.249	85.07	1.743	15:01:05.951	
7 -	22.833	118.7	41.357	118.5	40.782	87.1	1:44.972	85.30	1.466	15:02:50.923	
8 -	22.641	117.7	41.368	116.7	40.714	87.7	1:44.723	85.50	1.217	15:04:35.646	
9 -	22.671	117.5	41.497	118.9	40.795	87.0	1:44.963	85.31	1.457	15:06:20.609	
10 -	22.567	118.9	41.088	118.5	40.612	88.6	1:44.267 (3)	85.88	0.761	15:08:04.876	
11 -	22.696	114.9	41.266	118.5	40.616	87.3	1:44.578	85.62	1.072	15:09:49.454	
12 -	22.569	118.7	41.259	119.4	40.201	87.6	1:44.029 (2)	86.07	0.523	15:11:33.483	
13 -	22.631	114.3	41.046	116.1	39.829	87.7	1:43.506 (1)	86.51		15:13:16.989	
14 -	22.528	117.7	41.950	116.1	40.510	87.6	1:44.988	85.29	1.482	15:15:01.977	

P13 90		Greg GREENWOOD					Luyten Honda - FPW Racing				
IDEAL LAP TIME : 1:43.156		BEST LAP TIME : 1:43.175					DIFFERENCE : 0.019				
LAP	SECTOR 1	SECTOR 2		SECTOR 3		LAP TIME	MPH	DIFF	TIME OF DAY		
1 -		109.6	42.145	119.4	41.273	87.2	1:51.446	80.34	8.271	14:52:17.239	
2 -	22.858	114.9	42.251	116.5	41.224	85.8	1:46.333	84.21	3.158	14:54:03.572	
3 -	23.185	116.9	41.751	114.7	41.254	86.3	1:46.190	84.32	3.015	14:55:49.762	
4 -	22.719	118.9	41.564	117.1	41.357	86.5	1:45.640	84.76	2.465	14:57:35.402	
5 -	22.727	117.7	41.385	116.1	41.399	87.6	1:45.511	84.86	2.336	14:59:20.913	
6 -	22.950	116.9	41.468	118.5	40.482	87.6	1:44.900	85.36	1.725	15:01:05.813	
7 -	22.766	117.7	41.311	116.1	40.802	86.8	1:44.879	85.37	1.704	15:02:50.692	
8 -	22.642	117.5	40.983	116.5	41.080	87.1	1:44.705	85.52	1.530	15:04:35.397	
9 -	22.602	117.5	41.308	117.5	41.027	87.7	1:44.937	85.33	1.762	15:06:20.334	
10 -	22.569	118.9	40.946	118.3	40.880	88.2	1:44.395 (3)	85.77	1.220	15:08:04.729	
11 -	22.695	117.9	41.013	118.1	41.351	87.5	1:45.059	85.23	1.884	15:09:49.788	
12 -	22.566	119.8	41.162	118.5	41.487	88.4	1:45.215	85.10	2.040	15:11:35.003	
13 -	22.516	117.7	40.726	116.9	39.933	87.6	1:43.175 (1)	86.78		15:13:18.178	
14 -	22.497	119.6	40.861	114.1	40.501	87.0	1:43.859 (2)	86.21	0.684	15:15:02.037	

P14 19		Kai JOHNSON					Aprilia - Kinpac Racing				
IDEAL LAP TIME : 1:43.297		BEST LAP TIME : 1:43.351					DIFFERENCE : 0.054				
LAP	SECTOR 1	SECTOR 2		SECTOR 3		LAP TIME	MPH	DIFF	TIME OF DAY		
1 -		106.0	42.119	118.7	40.705	87.5	1:51.012	80.66	7.661	14:52:16.805	
2 -	22.759	114.1	41.078	110.3	40.730	86.9	1:44.567 (2)	85.63	1.216	14:54:01.372	
3 -	22.841	114.7	41.456	114.7	41.215	86.3	1:45.512	84.86	2.161	14:55:46.884	

Donington Park GP
 Circuit Length = 2.4873 miles
 Start: 14:50 Flag 15:13 End: 15:15

Weather / Track : Sunny / Dry

2014 MCE British Superbike Championship - Round 9

2014 Motul British Motostar Championship

RACE 11 - SECTOR ANALYSIS

SECTOR 1 = FL to I1, SECTOR 2 = I1 to I2, SECTOR 3 = I2 to FL, DIFF = Difference To Personal Best Lap

4 -	23.073	112.7	41.780	112.9	41.227	87.1	1:46.080	84.41	2.729	14:57:32.964
5 -	22.676	115.1	41.468	112.9	41.444	86.5	1:45.588	84.80	2.237	14:59:18.552
6 -	22.704	110.1	41.525	112.9	41.541	85.4	1:45.770	84.65	2.419	15:01:04.322
7 -	22.799	116.9	41.434	113.3	41.340	84.2	1:45.573	84.81	2.222	15:02:49.895
8 -	22.721	115.7	41.353	113.1	40.928	85.8	1:45.002	85.27	1.651	15:04:34.897
9 -	22.825	115.7	41.220	113.7	40.816	86.3	1:44.861	85.39	1.510	15:06:19.758
10 -	22.670	116.7	41.316	113.5	40.605	86.1	1:44.591	85.61	1.240	15:08:04.349
11 -	22.831	113.9	41.070	114.3	40.824	86.5	1:44.725	85.50	1.374	15:09:49.074
12 -	22.778	112.5	41.272	114.5	41.121	86.4	1:45.171	85.14	1.820	15:11:34.245
13 -	22.594	115.7	40.657	113.7	40.100	86.5	1:43.351 (1)	86.64		15:13:17.596
14 -	22.540	116.3	41.301	114.9	40.736	86.9	1:44.577 (3)	85.62	1.226	15:15:02.173

P15 13 M3 Sam BURMAN Honda - WNT /Burman Racing
 IDEAL LAP TIME : 1:43.654 BEST LAP TIME : 1:43.654 DIFFERENCE : 0.000

LAP	SECTOR 1	SECTOR 2	SECTOR 3	LAP TIME	MPH	DIFF	TIME OF DAY			
1 -	108.9	41.794	123.5	41.125	89.3	1:50.344	81.15	6.690	14:52:16.137	
2 -	22.541	116.5	41.211	120.6	39.902	89.9	1:43.654 (1)	86.38		14:53:59.791
3 -	22.551	118.9	41.395	121.3	40.409	90.1	1:44.355	85.80	0.701	14:55:44.146
4 -	22.761	114.7	41.368	118.9	40.525	88.9	1:44.654	85.56	1.000	14:57:28.800
5 -	22.635	117.9	41.324	119.6	40.273	90.2	1:44.232	85.90	0.578	14:59:13.032
6 -	22.611	117.5	41.400	122.0	40.806	88.9	1:44.817	85.42	1.163	15:00:57.849
7 -	22.598	112.4	41.271	120.0	40.259	89.4	1:44.128 (3)	85.99	0.474	15:02:41.977
8 -	22.591	117.9	41.558	118.5	40.976	90.2	1:45.125	85.17	1.471	15:04:27.102
9 -	22.561	110.0	41.249	121.1	40.232	89.6	1:44.042 (2)	86.06	0.388	15:06:11.144
10 -	22.729	113.5	41.651	118.5	40.399	89.6	1:44.779	85.46	1.125	15:07:55.923
11 -	22.838	112.4	41.803	118.5	40.892	88.0	1:45.533	84.84	1.879	15:09:41.456
12 -	23.160	107.3	42.428	117.9	41.466	89.2	1:47.054	83.64	3.400	15:11:28.510
13 -	23.227	107.8	42.353	118.3	41.355	88.0	1:46.935	83.73	3.281	15:13:15.445
14 -	23.365	106.8	42.334	117.5	41.548	86.4	1:47.247	83.49	3.593	15:15:02.692

P16 47 Jake ARCHER Honda - Jake Archer Racing
 IDEAL LAP TIME : 1:45.604 BEST LAP TIME : 1:45.959 DIFFERENCE : 0.355

LAP	SECTOR 1	SECTOR 2	SECTOR 3	LAP TIME	MPH	DIFF	TIME OF DAY			
1 -	103.0	42.913	117.7	41.743	87.6	1:53.072	79.19	7.113	14:52:18.865	
2 -	23.323	109.6	42.066	116.5	42.877	88.0	1:48.266	82.70	2.307	14:54:07.131
3 -	23.077	110.7	42.159	116.9	41.814	87.2	1:47.050	83.64	1.091	14:55:54.181
4 -	23.491	97.6	43.454	113.7	41.342	86.9	1:48.287	82.69	2.328	14:57:42.468
5 -	23.256	110.1	41.969	114.5	41.724	87.0	1:46.949	83.72	0.990	14:59:29.417
6 -	23.207	109.8	41.953	115.5	41.279	87.1	1:46.439	84.12	0.480	15:01:15.856
7 -	23.156	110.7	41.739	114.5	41.247	87.1	1:46.142 (2)	84.36	0.183	15:03:01.998
8 -	23.140	110.3	42.012	113.9	41.361	87.3	1:46.513	84.06	0.554	15:04:48.511
9 -	23.071	111.1	42.084	115.3	41.131	86.8	1:46.286	84.24	0.327	15:06:34.797
10 -	23.150	107.8	41.993	114.9	41.123	87.2	1:46.266	84.26	0.307	15:08:21.063
11 -	23.062	109.4	42.184	114.5	41.229	87.2	1:46.475	84.09	0.516	15:10:07.538
12 -	23.250	111.1	41.906	114.5	40.803	86.8	1:45.959 (1)	84.50		15:11:53.497
13 -	23.292	110.7	41.927	114.5	40.974	86.5	1:46.193 (3)	84.32	0.234	15:13:39.690
14 -	23.250	108.9	42.056	113.7	41.470	86.5	1:46.776	83.86	0.817	15:15:26.466

P17 44 Jake BAYFORD Honda - SGR Racing
 IDEAL LAP TIME : 1:45.924 BEST LAP TIME : 1:46.100 DIFFERENCE : 0.176

LAP	SECTOR 1	SECTOR 2	SECTOR 3	LAP TIME	MPH	DIFF	TIME OF DAY			
1 -	101.6	43.034	115.3	42.232	86.8	1:54.925	77.91	8.825	14:52:20.718	
2 -	23.548	108.2	42.335	117.1	42.074	86.8	1:47.957	82.94	1.857	14:54:08.675
3 -	23.198	109.6	42.504	115.9	41.632	86.6	1:47.334	83.42	1.234	14:55:56.009
4 -	23.346	106.8	42.287	115.9	42.325	86.6	1:47.958	82.94	1.858	14:57:43.967
5 -	23.026	112.2	42.313	113.3	41.561	86.1	1:46.900	83.76	0.800	14:59:30.867
6 -	23.135	109.4	42.094	116.1	41.370	86.4	1:46.599	84.00	0.499	15:01:17.466
7 -	23.156	109.2	42.308	113.9	41.329	85.9	1:46.793	83.84	0.693	15:03:04.259
8 -	23.264	109.6	42.558	113.5	41.304	86.4	1:47.126	83.58	1.026	15:04:51.385
9 -	23.083	110.7	42.112	112.9	41.338	86.9	1:46.533 (3)	84.05	0.433	15:06:37.918
10 -	23.061	110.1	42.290	114.9	41.292	86.2	1:46.643	83.96	0.543	15:08:24.561
11 -	23.025	111.2	42.099	112.2	40.976	86.4	1:46.100 (1)	84.39		15:10:10.661

Donington Park GP
 Circuit Length = 2.4873 miles
 Start: 14:50 Flag 15:13 End: 15:15

Weather / Track : Sunny / Dry

MCRCB BULLETIN TK259

2014 MCE British Superbike Championship - Round 9

2014 Motul British Motostar Championship

RACE 11 - SECTOR ANALYSIS

SECTOR 1 = FL to I1, SECTOR 2 = I1 to I2, SECTOR 3 = I2 to FL, DIFF = Difference To Personal Best Lap

12 -	23.174	110.0	42.180	112.9	41.223	86.5	1:46.577	84.01	0.477	15:11:57.238
13 -	23.123	109.6	41.923	113.3	41.171	86.4	1:46.217 (2)	84.30	0.117	15:13:43.455

P18 54		Bryn OWEN		Honda - Bryn Taff Racing						
IDEAL LAP TIME : 1:45.463		BEST LAP TIME : 1:45.923		DIFFERENCE : 0.460						
LAP	SECTOR 1	SECTOR 2	SECTOR 3	LAP TIME	MPH	DIFF	TIME OF DAY			
1 -		101.0	42.822	119.8	42.126	86.6	1:53.705	78.75	7.782	14:52:19.498
2 -	23.160	119.4	42.032	116.3	41.851	84.7	1:47.043	83.65	1.120	14:54:06.541
3 -	23.390	110.7	42.353	117.5	41.585	85.7	1:47.328	83.43	1.405	14:55:53.869
4 -	23.545	99.2	42.954	112.9	41.758	84.7	1:48.257	82.71	2.334	14:57:42.126
5 -	23.274	115.3	42.402	117.1	42.598	84.8	1:48.274	82.70	2.351	14:59:30.400
6 -	23.310	116.1	42.155	115.1	41.371	85.3	1:46.836	83.81	0.913	15:01:17.236
7 -	23.117	115.9	42.331	113.1	41.302	84.9	1:46.750	83.88	0.827	15:03:03.986
8 -	23.253	116.5	42.436	113.5	41.909	85.4	1:47.598	83.22	1.675	15:04:51.584
9 -	23.097	114.3	41.862	116.3	40.964	85.8	1:45.923 (1)	84.53		15:06:37.507
10 -	23.215	109.8	42.258	115.1	41.871	86.4	1:47.344	83.41	1.421	15:08:24.851
11 -	22.990	115.3	42.358	114.3	41.147	86.1	1:46.495	84.08	0.572	15:10:11.346
12 -	23.221	115.7	41.838	114.5	41.345	85.1	1:46.404 (3)	84.15	0.481	15:11:57.750
13 -	23.078	116.5	41.509	117.9	41.555	85.4	1:46.142 (2)	84.36	0.219	15:13:43.892

P19 18		Paul DOBB		Honda - PDR						
IDEAL LAP TIME : 1:46.354		BEST LAP TIME : 1:46.638		DIFFERENCE : 0.284						
LAP	SECTOR 1	SECTOR 2	SECTOR 3	LAP TIME	MPH	DIFF	TIME OF DAY			
1 -		101.6	42.591	116.9	42.215	84.9	1:54.148	78.44	7.510	14:52:19.941
2 -	23.707	106.5	42.326	114.1	41.763	84.8	1:47.796	83.06	1.158	14:54:07.737
3 -	23.328	107.8	42.219	113.9	41.515	83.3	1:47.062	83.63	0.424	14:55:54.799
4 -	23.543	103.7	42.957	114.1	42.490	84.6	1:48.990	82.15	2.352	14:57:43.789
5 -	23.508	106.6	42.371	113.7	41.664	84.4	1:47.543	83.26	0.905	14:59:31.332
6 -	23.220	107.0	42.211	114.5	41.207	84.6	1:46.638 (1)	83.97		15:01:17.970
7 -	23.189	106.8	42.470	113.3	41.419	84.0	1:47.078	83.62	0.440	15:03:05.048
8 -	23.375	105.8	42.207	113.1	41.520	84.9	1:47.102	83.60	0.464	15:04:52.150
9 -	23.262	107.7	42.129	113.7	41.299	84.6	1:46.690 (3)	83.92	0.052	15:06:38.840
10 -	23.335	108.2	41.958	113.9	41.478	84.9	1:46.771	83.86	0.133	15:08:25.611
11 -	23.202	112.2	41.986	114.5	41.470	84.2	1:46.658 (2)	83.95	0.020	15:10:12.269
12 -	23.451	107.3	42.326	112.9	42.668	83.9	1:48.445	82.57	1.807	15:12:00.714
13 -	23.750	103.7	42.439	112.7	42.297	84.2	1:48.486	82.54	1.848	15:13:49.200

P20 7		Jamie ASHBY		Honda - JPA Racing /SP125						
IDEAL LAP TIME : 1:47.052		BEST LAP TIME : 1:47.394		DIFFERENCE : 0.342						
LAP	SECTOR 1	SECTOR 2	SECTOR 3	LAP TIME	MPH	DIFF	TIME OF DAY			
1 -		102.4	43.320	117.1	42.256	86.6	1:54.675	78.08	7.281	14:52:20.468
2 -	23.564	109.2	42.406	117.3	41.976	86.4	1:47.946	82.95	0.552	14:54:08.414
3 -	23.230	110.1	42.435	115.9	41.729	85.9	1:47.394 (1)	83.37		14:55:55.808
4 -	23.717	107.7	42.279	118.3	42.653	85.6	1:48.649	82.41	1.255	14:57:44.457
5 -	23.266	110.9	42.367	116.1	41.951	85.3	1:47.584 (2)	83.23	0.190	14:59:32.041
6 -	23.748	106.5	42.494	114.9	41.857	85.5	1:48.099	82.83	0.705	15:01:20.140
7 -	23.583	110.7	42.821	112.9	41.910	85.4	1:48.314	82.67	0.920	15:03:08.454
8 -	23.685	111.2	42.694	113.1	41.891	85.1	1:48.270	82.70	0.876	15:04:56.724
9 -	23.557	111.2	42.418	114.1	41.634	85.0	1:47.609 (3)	83.21	0.215	15:06:44.333
10 -	23.545	112.0	42.487	114.1	41.613	85.3	1:47.645	83.18	0.251	15:08:31.978
11 -	23.672	109.6	42.869	112.2	41.856	84.7	1:48.397	82.60	1.003	15:10:20.375
12 -	23.784	107.3	43.207	111.1	41.705	82.9	1:48.696	82.38	1.302	15:12:09.071
13 -	23.700	111.8	43.375	113.9	41.543	85.1	1:48.618	82.43	1.224	15:13:57.689

P21 43		Arnie SHELTON		Honda - e3 Motorsport with Shelton Racing						
IDEAL LAP TIME : 1:41.167		BEST LAP TIME : 1:41.405		DIFFERENCE : 0.238						
LAP	SECTOR 1	SECTOR 2	SECTOR 3	LAP TIME	MPH	DIFF	TIME OF DAY			
1 -		111.4	40.592	121.3	39.438	90.2	1:46.496	84.08	5.091	14:52:12.289
2 -	21.977	116.1	40.166	120.2	39.262	89.7	1:41.405 (1)	88.30		14:53:53.694
3 -	22.207	114.7	40.256	119.4	39.024	90.2	1:41.487 (2)	88.23	0.082	14:55:35.181

Weather / Track : Sunny / Dry

Donington Park GP
Circuit Length = 2.4873 miles
Start: 14:50 Flag 15:13 End: 15:15

MCRCB BULLETIN TK259

2014 MCE British Superbike Championship - Round 9

2014 Motul British Motostar Championship

RACE 11 - SECTOR ANALYSIS

SECTOR 1 = FL to I1, SECTOR 2 = I1 to I2, SECTOR 3 = I2 to FL, DIFF = Difference To Personal Best Lap

4 -	22.185	113.9	40.413	117.5	39.113	89.6	1:41.711	(3)	88.03	0.306	14:57:16.892
5 -	22.148	115.5	40.410	117.5	39.397	88.8	1:41.955		87.82	0.550	14:58:58.847
6 -	22.342	118.5	40.321	119.6	39.576	89.8	1:42.239		87.58	0.834	15:00:41.086
7 -	22.099	117.5	40.343	120.2	39.591	90.2	1:42.033		87.76	0.628	15:02:23.119
8 -	22.020	116.5	40.612	116.9	39.472	88.6	1:42.104		87.69	0.699	15:04:05.223
9 -	22.089	115.7	40.553	116.1	40.027	89.9	1:42.669		87.21	1.264	15:05:47.892
10 -	22.229	115.5	40.917	118.9	39.220	89.1	1:42.366		87.47	0.961	15:07:30.258
11 -	22.196	117.5	41.101	117.1	39.339	88.1	1:42.636		87.24	1.231	15:09:12.894

P22	74 M3	Joe THOMPSON				Repli-Cast - Repli-CastUK					
IDEAL LAP TIME : 1:43.314		BEST LAP TIME : 1:43.387				DIFFERENCE : 0.073					
LAP	SECTOR 1		SECTOR 2		SECTOR 3		LAP TIME	MPH	DIFF	TIME OF DAY	
1 -		101.3	42.162	120.2	40.816	89.3	1:50.654	80.92	7.267	14:52:16.447	
2 -	22.628	111.6	41.301	118.1	40.537	88.3	1:44.466	85.71	1.079	14:54:00.913	
3 -	22.452	114.5	41.328	116.5	40.738	88.7	1:44.518	85.67	1.131	14:55:45.431	
4 -	22.575	113.1	41.699	115.3	40.609	88.7	1:44.883	85.37	1.496	14:57:30.314	
5 -	22.577	110.7	41.609	115.9	40.484	88.0	1:44.670	85.54	1.283	14:59:14.984	
6 -	22.562	111.6	41.470	116.3	40.093	88.2	1:44.125	(2)	85.99	0.738	15:00:59.109
7 -	22.469	113.7	40.899	116.5	40.019	88.2	1:43.387	(1)	86.61	15:02:42.496	
8 -	22.396	115.1	41.663	116.3	40.268	87.7	1:44.327	(3)	85.83	0.940	15:04:26.823
9 -	22.539	112.5	41.561	115.9	40.605	88.2	1:44.705		85.52	1.318	15:06:11.528
10 -	22.536	112.7	41.729	115.7	40.500	86.9	1:44.765		85.47	1.378	15:07:56.293

P23	127	Georgina POLDEN				Honda - RS Racing					
IDEAL LAP TIME : 1:41.101		BEST LAP TIME : 1:41.617				DIFFERENCE : 0.516					
LAP	SECTOR 1		SECTOR 2		SECTOR 3		LAP TIME	MPH	DIFF	TIME OF DAY	
1 -		105.8	40.888	123.1	39.829	92.7	1:47.385	83.38	5.768	14:52:13.178	
2 -	21.940	112.2	40.073	126.3	39.799	91.9	1:41.812	87.95	0.195	14:53:54.990	
3 -	22.089	111.1	40.241	123.5	39.353	91.7	1:41.683	(2)	88.06	0.066	14:55:36.673
4 -	22.213	110.5	40.499	121.1	39.665	91.7	1:42.377		87.46	0.760	14:57:19.050
5 -	21.942	113.5	40.685	121.1	39.222	91.5	1:41.849		87.91	0.232	14:59:00.899
6 -	22.103	110.1	40.058	122.2	39.593	91.1	1:41.754	(3)	88.00	0.137	15:00:42.653
7 -	22.181	109.8	40.182	123.3	39.254	92.3	1:41.617	(1)	88.11	15:02:24.270	
8 -	22.032	113.9	40.226	121.3	39.607	92.4	1:41.865		87.90	0.248	15:04:06.135
9 -	21.821	113.9	40.095	125.4	40.094	92.4	1:42.010		87.78	0.393	15:05:48.145

P24	65	Josh OWENS				Honda - RCD Motorsport					
IDEAL LAP TIME : 1:41.949		BEST LAP TIME : 1:42.196				DIFFERENCE : 0.247					
LAP	SECTOR 1		SECTOR 2		SECTOR 3		LAP TIME	MPH	DIFF	TIME OF DAY	
1 -		105.8	41.529	120.6	39.992	89.2	1:48.713	82.36	6.517	14:52:14.506	
2 -	22.169	121.3	40.566	118.3	39.712	88.4	1:42.447	(2)	87.40	0.251	14:53:56.953
3 -	22.173	119.4	40.688	118.1	39.810	88.8	1:42.671		87.21	0.475	14:55:39.624
4 -	22.280	122.0	40.387	118.9	39.529	88.3	1:42.196	(1)	87.62	14:57:21.820	
5 -	22.242	119.4	40.562	117.3	39.706	88.3	1:42.510	(3)	87.35	0.314	14:59:04.330
6 -	22.334	119.4	40.901	116.1	39.393	87.8	1:42.628		87.25	0.432	15:00:46.958
7 -	22.986	116.9	40.779	116.5	39.667	88.4	1:43.432		86.57	1.236	15:02:30.390
8 -	22.317	120.2	41.184	115.9	39.837	87.6	1:43.338		86.65	1.142	15:04:13.728
9 -	22.882	116.1	41.690	112.9	IN PIT		1:47.839	P	83.03	5.643	15:06:01.567

P25	66 M3	Joe IRVING				KTM - Redline KTM					
IDEAL LAP TIME : 1:37.985		BEST LAP TIME : 1:38.252				DIFFERENCE : 0.267					
LAP	SECTOR 1		SECTOR 2		SECTOR 3		LAP TIME	MPH	DIFF	TIME OF DAY	
1 -		119.8	39.382	123.5	37.649	94.3	1:41.657	88.08	3.405	14:52:07.450	
2 -	21.292	122.0	39.336	124.5	37.902	92.9	1:38.530	90.88	0.278	14:53:45.980	
3 -	21.534	121.3	39.285	124.5	37.705	92.8	1:38.524	(3)	90.88	0.272	14:55:24.504
4 -	21.500	120.9	39.078	124.0	37.674	93.8	1:38.252	(1)	91.13	14:57:02.756	
5 -	21.345	118.3	39.290	124.2	37.813	94.2	1:38.448	(2)	90.95	0.196	14:58:41.204
6 -	21.373	120.4	39.398	124.0	37.921	94.2	1:38.692		90.73	0.440	15:00:19.896
7 -	21.258	120.0	39.395	123.8	37.997	93.3	1:38.650		90.76	0.398	15:01:58.546
8 -	21.506	119.8	39.438	122.9	37.928	93.9	1:38.872		90.56	0.620	15:03:37.418

Weather / Track : Sunny / Dry

Donington Park GP
 Circuit Length = 2.4873 miles
 Start: 14:50 Flag 15:13 End: 15:15

MCRCB BULLETIN TK259

2014 MCE British Superbike Championship - Round 9

2014 Motul British Motostar Championship

RACE 11 - SECTOR ANALYSIS

SECTOR 1 = FL to I1, SECTOR 2 = I1 to I2, SECTOR 3 = I2 to FL, DIFF = Difference To Personal Best Lap

P26 100		Stephen CAMPBELL			Honda - Campbell Racing					
IDEAL LAP TIME : 1:54.105		BEST LAP TIME : 1:54.105		DIFFERENCE : 0.000						
LAP	SECTOR 1	SECTOR 2		SECTOR 3	LAP TIME	MPH	DIFF	TIME OF DAY		
1 -		96.9	45.160	111.2	45.882	83.4	2:02.636	73.01	8.531	14:52:28.429
2 -	25.161	92.8	45.338	111.6	45.005	84.0	1:55.504	77.52	1.399	14:54:23.933
3 -	24.877	95.0	45.130	111.2	44.790	84.2	1:54.797 (2)	78.00	0.692	14:56:18.730
4 -	24.575	101.3	44.867	110.5	44.663	84.7	1:54.105 (1)	78.47		14:58:12.835
5 -	24.848	97.6	45.504	111.4	44.943	83.5	1:55.295 (3)	77.66	1.190	15:00:08.130
6 -	24.595	99.1	44.950	111.2	46.136	84.9	1:55.681	77.40	1.576	15:02:03.811

P27 4		Louis VALLELEY			KTM - Century 21 / Cresswell Racing					
IDEAL LAP TIME : 1:46.550		BEST LAP TIME : 1:46.755		DIFFERENCE : 0.205						
LAP	SECTOR 1	SECTOR 2		SECTOR 3	LAP TIME	MPH	DIFF	TIME OF DAY		
1 -		103.8	42.683	117.3	41.974	85.5	1:53.540	78.86	6.785	14:52:19.333
2 -	23.057	112.9	42.317	114.9	41.974	88.1	1:47.348 (2)	83.41	0.593	14:54:06.681
3 -	23.081	114.7	42.498	112.9	41.176	87.2	1:46.755 (1)	83.87		14:55:53.436
4 -	24.011	98.1	43.741	110.7	41.781	87.2	1:49.533	81.75	2.778	14:57:42.969
5 -	23.353	113.5	43.104	109.1	42.221	84.5	1:48.678 (3)	82.39	1.923	14:59:31.647

P28 25 M3		Mike BROUWERS			Honda - Joma / Brouwers Racing Team					
IDEAL LAP TIME : 1:41.841		BEST LAP TIME : 1:42.312		DIFFERENCE : 0.471						
LAP	SECTOR 1	SECTOR 2		SECTOR 3	LAP TIME	MPH	DIFF	TIME OF DAY		
1 -		108.4	41.064	121.3	39.968	89.7	1:47.895	82.99	5.583	14:52:13.688
2 -	22.134	114.5	40.346	120.9	39.832	89.1	1:42.312 (1)	87.52		14:53:56.000
3 -	22.186	116.7	40.727	119.4	39.824	89.1	1:42.737 (3)	87.15	0.425	14:55:38.737
4 -	22.276	119.1	40.688	115.7	39.516	89.7	1:42.480 (2)	87.37	0.168	14:57:21.217

P29 45 M3		Oily SIMPSON			KTM - Oily Simpson Racing					
IDEAL LAP TIME : 1:39.511		BEST LAP TIME :		DIFFERENCE :						
LAP	SECTOR 1	SECTOR 2		SECTOR 3	LAP TIME	MPH	DIFF	TIME OF DAY		
1 -		118.3	39.662	124.2	38.180	93.1	1:43.058	86.88		14:52:08.851

MCRCB BULLETIN TK260**2014 MCE British Superbike Championship - Round 9****2014 Motul British Motostar Championship****RACE 11 - BEST SPEEDS**

SECTOR 1				SECTOR 2			FINISH LINE		
POS	NO	NAME	MPH	NO	NAME	MPH	NO	NAME	MPH
1	28	Bradley RAY	125.4	127	Georgina POLDEN	126.3	66	Joe IRVING	94.3
2	34	Jordan WEAVING	124.9	42	James HOBSON	125.2	34	Jordan WEAVING	93.2
3	35	Elliot LODGE	122.2	34	Jordan WEAVING	124.7	42	James HOBSON	93.2
4	65	Josh OWENS	122.0	66	Joe IRVING	124.5	45	Olly SIMPSON	93.1
5	6	Taz TAYLOR	122.0	45	Olly SIMPSON	124.2	127	Georgina POLDEN	92.7
6	6	Taz TAYLOR	121.7	64	Asher DURHAM	124.2	64	Asher DURHAM	92.0
7	12	Edward RENDELL	121.7	28	Bradley RAY	123.8	28	Bradley RAY	91.9
8	86	Charlie NESBITT	121.5	36	Jayson URIBE	123.8	86	Charlie NESBITT	91.3
9	64	Asher DURHAM	120.9	13	Sam BURMAN	123.5	6	Taz TAYLOR	91.1
10	36	Jayson URIBE	120.6	35	Elliot LODGE	123.3	142	Brian SLOOTEN	91.1
11	45	Olly SIMPSON	120.2	142	Brian SLOOTEN	122.2	36	Jayson URIBE	90.7
12	90	Greg GREENWOOD	119.8	6	Taz TAYLOR	121.3	79	Chris TAYLOR	90.4
13	54	Bryn OWEN	119.4	25	Mke BROUWERS	121.3	13	Sam BURMAN	90.2
14	142	Brian SLOOTEN	119.4	43	Amie SHELTON	121.3	43	Amie SHELTON	90.2
15	25	Mke BROUWERS	119.1	79	Chris TAYLOR	121.3	25	Mke BROUWERS	89.7
16	13	Sam BURMAN	118.9	86	Charlie NESBITT	121.1	12	Edward RENDELL	89.3
17	84	Daniel HERMANSSON	118.9	12	Edward RENDELL	120.9	74	Joe THOMPSON	89.3
18	43	Amie SHELTON	118.5	65	Josh OWENS	120.6	65	Josh OWENS	89.2
19	19	Kai JOHNSON	116.9	74	Joe THOMPSON	120.2	84	Daniel HERMANSSON	89.2
20	42	James HOBSON	116.3	54	Bryn OWEN	119.8	35	Elliot LODGE	89.1
21	74	Joe THOMPSON	115.7	84	Daniel HERMANSSON	119.4	90	Greg GREENWOOD	88.4
22	79	Chris TAYLOR	115.3	90	Greg GREENWOOD	119.4	4	Louis VALLELEY	88.1
23	4	Louis VALLELEY	114.7	19	Kai JOHNSON	118.7	47	Jake ARCHER	88.0
24	127	Georgina POLDEN	113.9	7	Jamie ASHBY	118.3	19	Kai JOHNSON	87.5
25	18	Paul DOBB	112.2	47	Jake ARCHER	117.7	44	Jake BAYFORD	86.9
26	44	Jake BAYFORD	112.2	4	Louis VALLELEY	117.3	7	Jamie ASHBY	86.6
27	7	Jamie ASHBY	112.0	44	Jake BAYFORD	117.1	54	Bryn OWEN	86.6
28	47	Jake ARCHER	111.1	18	Paul DOBB	116.9	18	Paul DOBB	84.9
29	100	Stephen CAMPBELL	101.3	100	Stephen CAMPBELL	111.6	100	Stephen CAMPBELL	84.9

Weather / Track : Sunny / Dry

Donington Park GP

Circuit Length = 2.4873 miles

Start: 14:50 Flag 15:13 End: 15:15

Results can be found at www.tsl-timing.com

Printed - 15:18 Sunday, 07 September 2014

MCRCB BULLETIN TK261

2014 MCE British Superbike Championship - Round 9

2014 Motul British Motostar Championship

RACE 11 - BEST SECTORS

SECTOR 1			SECTOR 2			SECTOR 3			IDEAL / BEST COMPARISON							
POS	NO	NAME	TIME	NO	NAME	TIME	NO	NAME	TIME	POS	NO	NAME	IDEAL	BEST	DIFF	
1	66	IRVING	21.258	66	IRVING	39.078	66	IRVING	37.649				PERFECT LAP	1:37.985		
2	28	RAY	21.379	34	WEAVING	39.369	34	WEAVING	37.746	1	66	IRVING	1:37.985	1:38.252	0.267	
3	34	WEAVING	21.457	6	TAYLOR	39.378	28	RAY	37.767	2	34	WEAVING	1:38.572	1:38.677	0.105	
4	6	TAYLOR	21.702	45	SIMPSON	39.447	45	SIMPSON	38.180	3	28	RAY	1:38.620	1:38.861	0.241	
5	127	POLDEN	21.821	28	RAY	39.474	6	TAYLOR	38.390	4	6	TAYLOR	1:39.470	1:39.736	0.266	
6	12	RENDELL	21.846	64	DURHAM	39.510	12	RENDELL	38.618	5	45	SIMPSON	1:39.511			
7	64	DURHAM	21.864	12	RENDELL	39.583	86	NESBITT	38.666	6	12	RENDELL	1:40.047	1:40.093	0.046	
8	86	NESBITT	21.877	86	NESBITT	39.839	36	URIBE	38.752	7	64	DURHAM	1:40.134	1:40.448	0.314	
9	45	SIMPSON	21.884	127	POLDEN	40.058	64	DURHAM	38.760	8	86	NESBITT	1:40.382	1:40.848	0.466	
10	42	HOBSON	21.919	43	SHELTON	40.166	43	SHELTON	39.024	9	36	URIBE	1:40.865	1:41.067	0.202	
11	36	URIBE	21.931	36	URIBE	40.182	42	HOBSON	39.168	10	127	POLDEN	1:41.101	1:41.617	0.516	
12	43	SHELTON	21.977	42	HOBSON	40.233	142	SLOOTEN	39.190	11	43	SHELTON	1:41.167	1:41.405	0.238	
13	25	BROUWERS	22.009	25	BROUWERS	40.316	127	POLDEN	39.222	12	42	HOBSON	1:41.320	1:41.363	0.043	
14	65	OWENS	22.169	65	OWENS	40.387	65	OWENS	39.393	13	25	BROUWERS	1:41.841	1:42.312	0.471	
15	142	SLOOTEN	22.256	142	SLOOTEN	40.585	25	BROUWERS	39.516	14	65	OWENS	1:41.949	1:42.196	0.247	
16	79	TAYLOR	22.370	19	JOHNSON	40.657	35	LODGE	39.766	15	142	SLOOTEN	1:42.031	1:42.201	0.170	
17	35	LODGE	22.378	90	GREENWOOD	40.726	79	TAYLOR	39.774	16	79	TAYLOR	1:43.065	1:43.623	0.558	
18	74	THOMPSON	22.396	74	THOMPSON	40.899	84	HERMANSSON	39.829	17	90	GREENWOOD	1:43.156	1:43.175	0.019	
19	90	GREENWOOD	22.497	79	TAYLOR	40.921	13	BURMAN	39.902	18	35	LODGE	1:43.240	1:43.536	0.296	
20	84	HERMANSSON	22.528	84	HERMANSSON	41.046	90	GREENWOOD	39.933	19	19	JOHNSON	1:43.297	1:43.351	0.054	
21	19	JOHNSON	22.540	35	LODGE	41.096	74	THOMPSON	40.019	20	74	THOMPSON	1:43.314	1:43.387	0.073	
22	13	BURMAN	22.541	13	BURMAN	41.211	19	JOHNSON	40.100	21	84	HERMANSSON	1:43.403	1:43.506	0.103	
23	54	OWEN	22.990	54	OWEN	41.509	47	ARCHER	40.803	22	13	BURMAN	1:43.654	1:43.654	0.000	
24	44	BAYFORD	23.025	47	ARCHER	41.739	54	OWEN	40.964	23	54	OWEN	1:45.463	1:45.923	0.460	
25	4	VALLELEY	23.057	44	BAYFORD	41.923	44	BAYFORD	40.976	24	47	ARCHER	1:45.604	1:45.959	0.355	
26	47	ARCHER	23.062	18	DOBB	41.958	4	VALLELEY	41.176	25	44	BAYFORD	1:45.924	1:46.100	0.176	
27	18	DOBB	23.189	7	ASHBY	42.279	18	DOBB	41.207	26	18	DOBB	1:46.354	1:46.638	0.284	
28	7	ASHBY	23.230	4	VALLELEY	42.317	7	ASHBY	41.543	27	4	VALLELEY	1:46.550	1:46.755	0.205	
29	100	CAMPBELL	24.575	100	CAMPBELL	44.867	100	CAMPBELL	44.663	28	7	ASHBY	1:47.052	1:47.394	0.342	
										29	100	CAMPBELL	1:54.105	1:54.105	0.000	

Weather / Track : Sunny / Dry

Donington Park GP
 Circuit Length = 2.4873 miles
 Start: 14:50 Flag 15:13 End: 15:15

Results can be found at www.tsl-timing.com

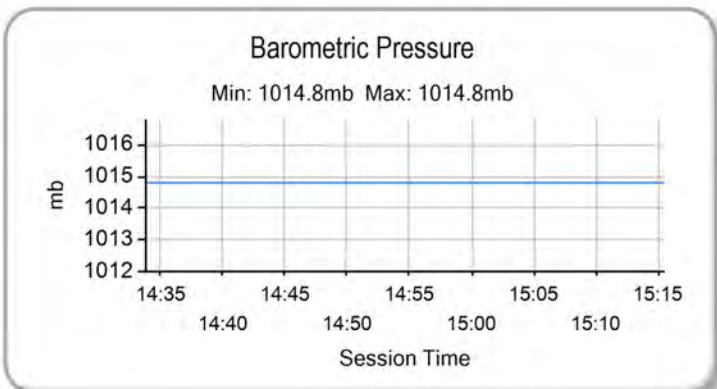
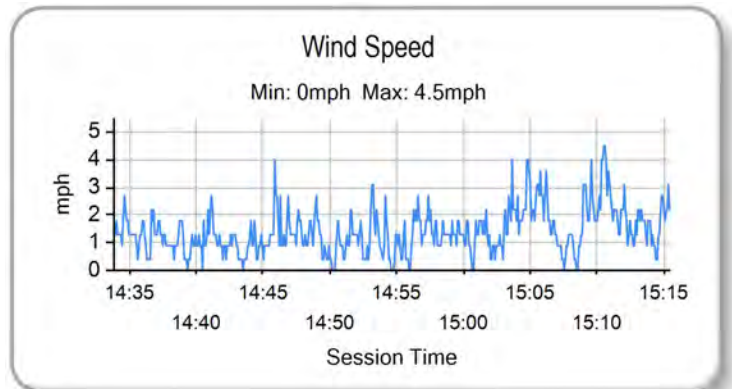
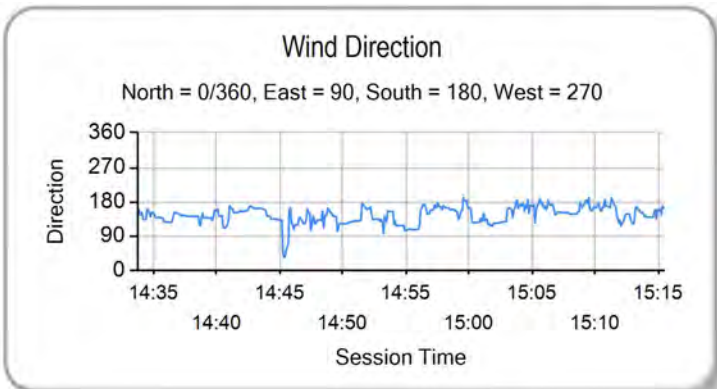
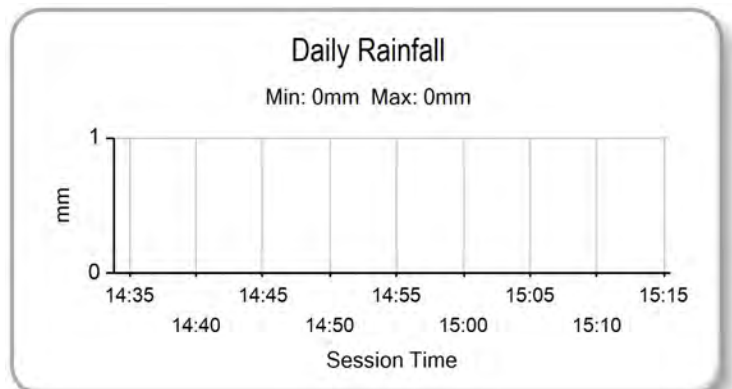
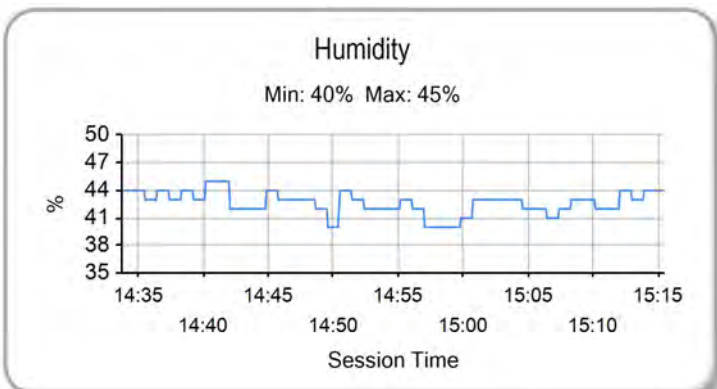
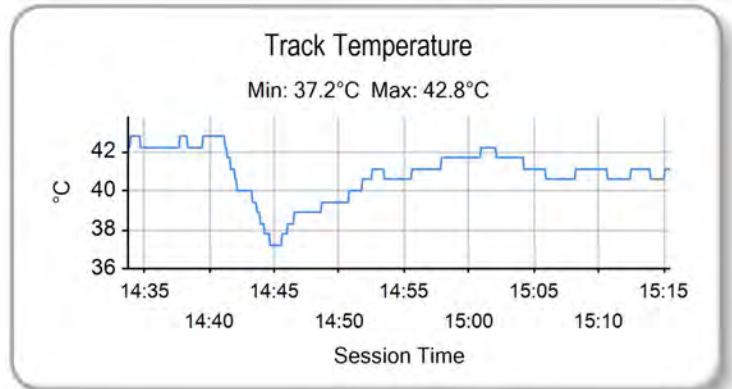
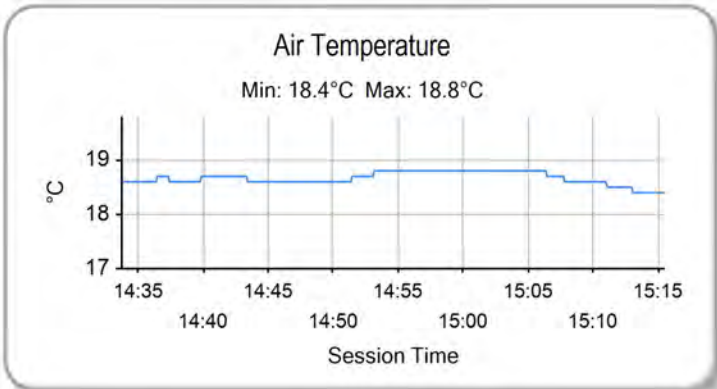
Printed - 15:19 Sunday, 07 September 2014

MCRCB BULLETIN TK262

2014 MCE British Superbike Championship - Round 9

2014 Motul British Motostar Championship

RACE 11 - WEATHER CONDITIONS



Weather / Track : Sunny / Dry

Results can be found at www.tsl-timing.com

Donington Park GP
Circuit Length = 2.4873 miles
Start: 14:50 Flag 15:13 End: 15:15

Printed - 15:19 Sunday, 07 September 2014

MCRCB BULLETIN TK263

2014 Motul British Motostar Championship MOTO 3 POINTS AFTER ROUND 9

	TOTAL	GAP	DIFF	21st April Brands Hatch - Indy	5th May Oulton Park	15th June Snetterton	29th June Knockhill	20th July Brands Hatch - GP	3rd August Thruxton	10th August Oulton Park	7th September Donington Park - CP Race	7th September Donington Park	21st September Assen	5th October Silverstone	19th October Brands Hatch - GP
Jordan WEAVING	195			20	25	20	25	20	20	20	20	25			
Joe IRVING	161	34		25		25	20	16	25	25	25				
Jayson URIBE	118	77	43	16	20	13	16	11	13	16		13			
James HOBSON	97	98	21	6	11	10	13	10	16	7	13	11			
Chris TAYLOR	80	115	17	10	16	8		7	9	13	8	9			
Charlie NESBITT	68	127	12	11		11	11	9	10			16			
Sam BURMAN	65	130	3	5	9	5	10	5	8	8	7	8			
Mike BROUWERS	62	133	3	8	13	9			11	11	10				
Joe THOMPSON	44	151	18			6	9	6	7	10	6				
Olly SIMPSON	41	154	3					25			16				
Brian SLOOTEN	34	161	7			7		8			9	10			
Asher DURHAM	31	164	3								11	20			
Ernst DUBBINK	29	166	2			16		13							
Tom BOOTH-AMOS	17	178	12	7	10										
Daniel COSTILLA	13	182	4	13											
Georgina POLDEN	9	186	4	9											
Vasco VAN DER VALK	9	186	0							9					
Thomas DE VRIES	8	187	1		8										

MCRCB BULLETIN TK264**2014 Motul British Motostar Championship
125GP POINTS AFTER ROUND 9**

	TOTAL	GAP	DIFF	21st April Brands Hatch - Indy	5th May Oulton Park	15th June Snetterton	29th June Knockhill	20th July Brands Hatch - GP	3rd August Thruxton	10th August Oulton Park	7th September Donington Park - CP Race	7th September Donington Park	21st September Assen	5th October Silverstone	19th October Brands Hatch - GP
Edward RENDELL	188			20	25	20	25	16	25	25	16	16			
Taz TAYLOR	129	59		13	20	16		20	20		20	20			
Bradley RAY	116	72	13	16		25		25			25	25			
Arnie SHELTON	88	100	28	7	11	11	20	13	13		13				
Elliot LODGE	61	127	27		5	9	16	10		8		13			
Greg GREENWOOD	59	129	2			7	7	6	8	11	10	10			
Daniel HERMANSSON	54	134	5	5	1	4		9		16	8	11			
Asher DURHAM	51	137	3	4	6	10	11		10	10					
Josh OWENS	50	138	1	8	9		13			20					
Ryan SAXELBY	35	153	15	25	10										
Anthony ALONSO	35	153	0	9	13	13									
Louis VALLELEY	35	153	0		3	6	8	2		9	7				
Jake ARCHER	34	154	1					4		13	9	8			
Alex PERSSON	32	156	2	10				11	11						
Jamie ASHBY	30	158	2			1	6		6	7	6	4			
Jake BAYFORD	28	160	2	1		2		5	7	6		7			
Kai JOHNSON	28	160	0	2	7		10					9			
James FLITCROFT	27	161	1	11	16										
Georgina POLDEN	27	161	0						16		11				
Joseph THOMAS	20	168	7	3	8		9								
Paul DOBB	19	169	1					1	9		4	5			
Tasia RODINK	16	172	3			8		8							
Milo WARD	11	177	5	6		5									
Bryn OWEN	11	177	0								5	6			
Tom BOOTH-AMOS	7	181	4					7							
Jon VINCENT	7	181	0		2					5					
Gillian McGAW	5	183	2				5								
Mark CLAYTON	4	184	1		4										
Stephen CAMPBELL	4	184	0				4								
Ian RAYBON	3	185	1			3									
Wesley JONKER	3	185	0					3							