



BRITISH MOTOSTAR CHAMPIONSHIP

Round 1
Donington Park GP

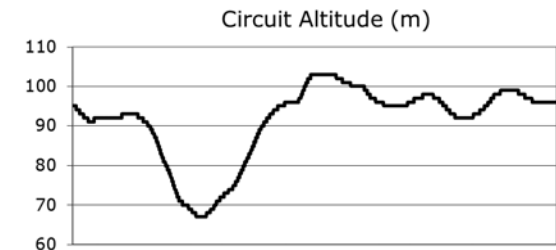
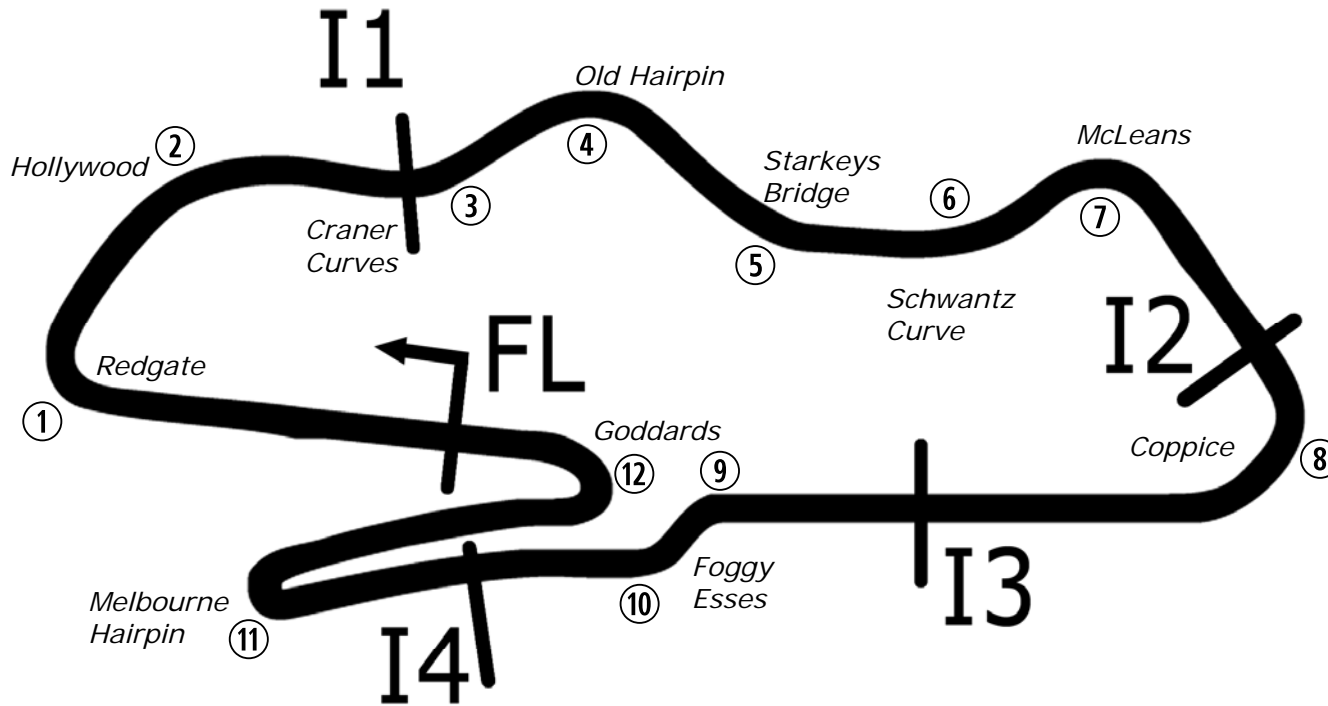
4th – 6th April 2015



Results Provided by Timing Solutions Ltd

www.tsl-timing.com

Donington Park GP



Length	2.4873 miles	4003.0 m	
FL		52.82971 N	1.37867 W
I1	941m	52.83226 N	1.37893 W
I2	2096 m	52.82978 N	1.36508 W
I3	2641m	52.82866 N	1.37129 W
I4	3156 m	52.82843 N	1.37848 W
Pit Entry	3966m	52.82951 N	1.37832 W
Pit Exit	229m after FL	52.82996 N	1.38205 W
Pit Entry-Pit Exit 287m, 17.2s @60kph, 12.9s @80kph			

Lap Records		Best Sector Information						
		Sector 1 (FL - I1)	I1 Trap (mph)	Sector 2 (I1 - I2)	Sector 3 (I2 - I3)	I3 Trap (mph)	Sector 4 (I3 - I4)	Sector 5 (I4 - FL)
Superbike	1:29.677	18.984	131.1	35.832	166.5	33.804		123.7
Supersport	1:31.454	19.514	129.6	36.440	153.5	34.881		114.4
Superstock 1000	1:31.517	19.413	129.3	36.375	160.5	34.755		120.3
Superstock 600	1:33.681	20.123	126.1	37.429	148.7	35.834		111.8
Motostar	1:37.502	21.178	127.5	38.767	128.0	37.292		95.5
F1 Sidecar	1:33.472	20.039	128.5	37.098	140.3	36.268		104.4
Ducati Cup	1:35.765	N/A	N/A	N/A	N/A	N/A	N/A	N/A
KTM BJ Cup	To Be Est	N/A	N/A	N/A	N/A	N/A	N/A	N/A

All results available at www.tsl-timing.com



POS	NO	CL	PIC NAME	ENTRY	TIME	ON	LAPS	GAP	DIFF	MPH
1	6	M3	1 Taz TAYLOR	KTM - RS racing	1:40.333	17	17			89.24
2	28	M3	2 Brad RAY	KTM - Redline KTM/FAB Racing	1:40.899	15	16	0.566	0.566	88.74
3	95	M3	3 Scott DEROUÉ	KTM - Redline KTM	1:41.237	14	14	0.904	0.338	88.45
4	52	M3	4 Jorel BOERBOOM	Kalex KTM - FPW Racing	1:41.799	16	16	1.466	0.562	87.96
5	86	M3	5 Charlie NESBITT	Repli-Cast Moto 3 - Repli-Cast UK	1:41.805	17	17	1.472	0.006	87.95
6	2	M3	6 Joe THOMAS	Honda - Team ILR	1:43.457	13	14	3.124	1.652	86.55
7	1	M3	7 Edward RENDELL	Honda - Banks Racing	1:43.468	10	13	3.135	0.011	86.54
8	26	M3	8 Dani SAEZ	Repli-Cast Moto 3 - Repli-Cast - Armstrong	1:43.582	10	13	3.249	0.114	86.44
9	27	M3	9 Georgina POLDEN	KTM - RS Racing	1:43.909	9	16	3.576	0.327	86.17
10	47	M3	10 Jake ARCHER	Honda - RS Racing	1:44.173	17	17	3.840	0.264	85.95
11	64	M3	11 Asher DURHAM	Honda - Cresswell Racing / Total Hire & Sales	1:44.188	16	16	3.855	0.015	85.94
12	74	M3	12 Joseph THOMPSON	Repli-Cast Moto 3 - Repli-Cast UK	1:44.290	16	16	3.957	0.102	85.86
13	71	M3	13 Christoph BEINLICH	Honda - Beinlich Racing Team	1:44.366	16	16	4.033	0.076	85.79
14	35	M3	14 Elliot LODGE	Honda - Essential Team Racing / SP125	1:44.369	12	17	4.036	0.003	85.79
15	42	M3	15 Brian SLOOTEN	Honda - Bakker Frames Holland	1:44.382	14	16	4.049	0.013	85.78
16	65		1 Josh OWENS	Honda - JPL Racing	1:44.723	14	16	4.390	0.341	85.50
17	62	M3	16 Vasco VAN DER VALK	Honda - Team ILR / Vasco62.nl	1:44.839	15	16	4.506	0.116	85.41
18	25	M3	17 Mike BROUWERS	Honda - Joma / Brouwersracingteam	1:46.442	15	15	6.109	1.603	84.12
19	70		2 Ryan LONGSHAW	Honda - RCD Motorsport	1:46.888	13	15	6.555	0.446	83.77
20	24		3 Tasia RODINK	Honda - Promemo Racing	1:47.628	16	16	7.295	0.740	83.19
21	98	M3	18 Tomas DE VRIES	Honda - DAT Racing	1:47.671	15	17	7.338	0.043	83.16
22	34		4 Liam DELVES	Honda - Crucials Sauce / Banks Racing	1:48.404	11	12	8.071	0.733	82.60
23	44	M3	19 Edmund BEST	Honda - SymCirrus Motorsport	1:48.549	14	14	8.216	0.145	82.49
24	54		5 Bryn OWEN	Honda - Bryn Taff Racing	1:48.745	16	16	8.412	0.196	82.34
25	21	M3	20 Richard KERR	Honda - Bob Wylie Racing	1:48.764	14	14	8.431	0.019	82.32
26	17		6 Wesley JONKER	Luyten Honda - Racing Family	1:48.791	15	15	8.458	0.027	82.30
27	20	M3	21 Joel MARKLUND	Honda - Marklund Solutions	1:48.893	4	4	8.560	0.102	82.23
28	13	M3	22 Sam BURMAN	Honda - WNT / Burman Racing	1:48.896	16	16	8.563	0.003	82.22
29	7		7 Jamie ASHBY	Honda - SP125 / JPA Racing	1:48.997	12	13	8.664	0.101	82.15
30	16		8 Andrew SAWFORD	Aprilia - St Neots Motorcycle Co Ltd	1:49.276	15	15	8.943	0.279	81.94
31	3		9 Mark CLAYTON	Honda - SP125 / Refined Recruitment	1:49.588	10	11	9.255	0.312	81.71

QUALIFYING LAPTIME (110.0% of 1:40.333) = 1:50.366

32	77	M3	23 Alex PERSSON	Kalex KTM - Racing Team Noord Nederland	1:51.562	14	14	11.229	1.974	80.26
33	97		10 Adam MOORE	KTM - Cresswell Racing	1:53.433	10	13	13.100	1.871	78.94
34	87		11 Jamie EDWARDS	Nykos - Kinpac Racing	1:53.550	12	13	13.217	0.117	78.85
35	72		12 Cameron HORSMAN	EE125 - FAB-Racing	1:58.515	4	8	18.182	4.965	75.55
36	11		13 Stephen CAMPBELL	Honda - Campbell Racing			1			
37	4		14 Louis VALLELEY	KTM - CM Racing			1			

Donington Park GP

Circuit Length = 2.4873 miles

Start: 11:10 Flag 11:40 End: 11:42

Weather / Track : Cloudy / Dry

These results are provisional until the conclusion of any judicial and technical matters.

Race Director :	Stewards :	Timekeeper :
-----------------	------------	--------------

Results can be found at www.britishsuperbike.com

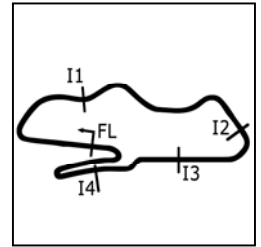
Printed - 11:42 Saturday, 04 April 2015

MCRCB BULLETIN TK017

2015 MCE British Superbike Championship - Round 1

2015 HEL British Motostar Championship

FREE PRACTICE - SECTOR ANALYSIS



SECTOR 1 = FL to I1, SECTOR 2 = I1 to I2, SECTOR 3 = I2 to I3, SECTOR 4 = I3 to I4, SECTOR 5 = I4 to FL, DIFF = Difference To Personal Best Lap

P1		6 M3		Taz TAYLOR		KTM - RS racing						
IDEAL LAP TIME : 1:39.707		BEST LAP TIME : 1:40.333		DIFFERENCE : 0.626								
LAP	SECTOR 1	SECTOR 2	SECTOR 3	SECTOR 4	SECTOR 5	LAP TIME	MPH	DIFF	TIME OF DAY			
1-									11:12:04.933			
2-						1:49.358	81.88	9.025	11:13:54.291			
3-						1:47.144	83.57	6.811	11:15:41.435			
4-						1:44.108	86.01	3.775	11:17:25.543			
5-						1:42.693	87.19	2.360	11:19:08.236			
6-					IN PIT	1:57.740	P 76.05	17.407	11:21:05.976			
7-	OUTLAP	100.9	28.364	13.442	122.0	13.016	26.952	94.6	2:34.438	57.98	54.105	11:23:40.415
8-	21.901	106.3	27.562	13.277	122.0	13.012	26.930	94.9	1:42.682	87.20	2.349	11:25:23.097
9-	21.811	107.8	27.758	13.212	121.7	13.166	26.976	95.9	1:42.923	87.00	2.590	11:27:06.020
10-	21.632	112.4	27.042	13.273	122.0	12.679	26.513	95.4	1:41.139	88.53	0.806	11:28:47.159
11-	21.515	108.4	27.232	13.051	121.7	12.483	26.202	95.0	1:40.483	89.11	0.150	11:30:27.642
12-	21.667	110.7	26.714	12.999	122.0	12.545	26.523	94.4	1:40.448 (3)	89.14	0.115	11:32:08.090
13-	21.639	111.1	26.761	12.910	122.2	12.546	26.827	95.4	1:40.683	88.93	0.350	11:33:48.773
14-	22.260	100.0	27.828	13.428	121.7	12.812	26.716	94.0	1:43.044	86.89	2.711	11:35:31.817
15-	21.570	108.9	26.900	13.453	122.0	12.794	26.506	95.2	1:41.223	88.46	0.890	11:37:13.040
16-	21.611	109.6	26.726	12.932	122.0	12.589	26.544	94.0	1:40.402 (2)	89.18	0.069	11:38:53.442
17-	21.398	112.7	26.950	12.990	122.0	12.497	26.498	94.0	1:40.333 (1)	89.24		11:40:33.775

P2		28 M3		Brad RAY		KTM - Redline KTM/FAB Racing						
IDEAL LAP TIME : 1:40.686		BEST LAP TIME : 1:40.899		DIFFERENCE : 0.213								
LAP	SECTOR 1	SECTOR 2	SECTOR 3	SECTOR 4	SECTOR 5	LAP TIME	MPH	DIFF	TIME OF DAY			
1-	OUTLAP	88.6	31.283	14.161	120.0	13.120	IN PIT		P			11:11:53.000
2-	OUTLAP	108.5	29.394	13.743	121.3	12.801	28.223	90.4	3:13.824	46.19	1:32.925	11:15:06.824
3-	22.197	116.9	27.694	13.397	120.6	12.598	26.837	90.3	1:42.723	87.17	1.824	11:16:49.547
4-	22.103	119.4	27.861	13.301	120.9	12.593	26.928	90.3	1:42.786	87.11	1.887	11:18:32.333
5-	22.548	103.5	29.401	13.943	119.4	13.346	IN PIT		1:46.781	P 83.85	5.882	11:20:19.114
6-	OUTLAP	107.5	28.358	13.591	120.4	12.593	27.140	90.8	2:49.047	52.97	1:08.148	11:23:08.161
7-	21.986	117.9	27.090	13.226	121.7	12.421	26.807	90.8	1:41.530	88.19	0.631	11:24:49.691
8-	21.978	118.3	27.251	13.257	121.3	12.498	26.534	91.2	1:41.518	88.20	0.619	11:26:31.209
9-	21.818	118.9	27.477	13.290	121.3	12.681	26.536	90.7	1:41.802	87.95	0.903	11:28:13.011
10-	21.961	118.1	27.168	13.379	120.9	12.505	26.482	90.6	1:41.495 (3)	88.22	0.596	11:29:54.506
11-	22.431	111.8	29.284	14.344	109.6	13.844	IN PIT		1:48.052	P 82.87	7.153	11:31:42.558
12-	OUTLAP	85.9	29.967	13.554	121.3	12.548	26.894	90.3	3:05.938	48.15	1:25.039	11:34:48.496
13-	21.923	117.1	27.134	13.216	121.7	12.359	26.632	90.4	1:41.264 (2)	88.42	0.365	11:36:29.760
14-	21.844	119.1	27.295	13.260	122.6	12.623	26.691	90.7	1:41.713	88.03	0.814	11:38:11.473
15-	21.744	120.2	27.147	13.235	122.2	12.496	26.277	91.2	1:40.899 (1)	88.74		11:39:52.372
16-	21.799	117.5	27.332	13.460	121.5	12.786	26.862	90.6	1:42.239	87.58	1.340	11:41:34.611

P3		95 M3		Scott DEROUÉ		KTM - Redline KTM						
IDEAL LAP TIME : 1:40.926		BEST LAP TIME : 1:41.237		DIFFERENCE : 0.311								
LAP	SECTOR 1	SECTOR 2	SECTOR 3	SECTOR 4	SECTOR 5	LAP TIME	MPH	DIFF	TIME OF DAY			
1-	OUTLAP	91.8	31.194	14.310	122.4	13.719	28.537	92.0				11:14:35.140
2-	23.317	100.3	29.243	13.759	123.5	13.138	27.320	93.3	1:46.777	83.86	5.540	11:16:21.917
3-	22.614	104.6	28.502	13.421	124.5	12.799	27.145	93.5	1:44.481	85.70	3.244	11:18:06.398
4-	22.608	107.7	28.492	13.611	124.5	12.689	27.110	92.3	1:44.510	85.68	3.273	11:19:50.908
5-	22.934	97.8	31.071	13.593	118.7	13.310	IN PIT		1:48.832	P 82.27	7.595	11:21:39.740
6-	OUTLAP	105.6	28.165	13.730	121.5	12.930	27.168	94.2	5:50.148	25.57	4:08.911	11:27:29.888
7-	22.330	106.6	27.597	13.469	123.5	12.730	26.828	93.9	1:42.954	86.97	1.717	11:29:12.842
8-	22.220	110.5	27.726	13.411	124.7	12.614	26.676	94.0	1:42.647	87.23	1.410	11:30:55.489
9-	22.105	111.2	27.749	13.299	124.7	12.519	26.963	92.9	1:42.635	87.24	1.398	11:32:38.124
10-	21.932	110.1	27.486	13.233	126.1	12.407	26.661	94.0	1:41.719 (3)	88.03	0.482	11:34:19.843
11-	21.902	112.7	27.541	13.243	125.4	12.377	26.423	94.4	1:41.486 (2)	88.23	0.249	11:36:01.329
12-	24.434	97.5	30.414	17.703	85.5	14.849	29.923	93.9	1:57.323	76.32	16.086	11:37:58.652
13-	21.751	111.2	27.567	13.304	124.7	12.456	26.900	90.7	1:41.978	87.80	0.741	11:39:40.630
14-	21.994	113.5	27.296	13.143	125.6	12.445	26.359	95.2	1:41.237 (1)	88.45		11:41:21.867

Weather / Track : Cloudy / Dry

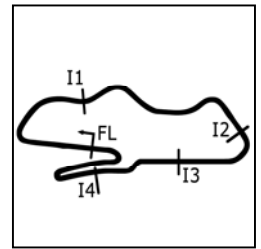
Donington Park GP
Circuit Length = 2.4873 miles
Start: 11:10 Flag 11:40 End: 11:42

MCRCB BULLETIN TK017

2015 MCE British Superbike Championship - Round 1

2015 HEL British Motostar Championship

FREE PRACTICE - SECTOR ANALYSIS



SECTOR 1 = FL to I1, SECTOR 2 = I1 to I2, SECTOR 3 = I2 to I3, SECTOR 4 = I3 to I4, SECTOR 5 = I4 to FL, DIFF = Difference To Personal Best Lap

P4		52 M3		Jorel BOERBOOM		Kalex KTM - FPW Racing						
IDEAL LAP TIME : 1:41.599		BEST LAP TIME : 1:41.799		DIFFERENCE : 0.200								
LAP	SECTOR 1	SECTOR 2	SECTOR 3	SECTOR 4	SECTOR 5	LAP TIME	MPH	DIFF	TIME OF DAY			
1-	OUTLAP	79.3	35.541	15.250	120.4	15.130	31.854	85.6		11:13:13.172		
2-	24.499	93.0	32.307	14.152	122.6	13.796	29.420	90.6	1:54.174	78.42	12.375	11:15:07.346
3-	24.045	97.1	29.381	13.750	123.1	13.181	28.816	90.4	1:49.173	82.02	7.374	11:16:56.519
4-	23.048	105.3	28.710	13.720	122.4	12.959	28.504	90.2	1:46.941	83.73	5.142	11:18:43.460
5-	22.983	107.7	28.421	13.479	123.8	12.858	27.577	91.1	1:45.318	85.02	3.519	11:20:28.778
6-	22.926	99.7	28.288	13.490	124.5	12.622	27.751	91.7	1:45.077	85.21	3.278	11:22:13.855
7-	22.381	110.9	28.506	13.479	125.2	12.738	27.790	91.1	1:44.894	85.36	3.095	11:23:58.749
8-	22.463	112.0	27.866	13.344	123.1	12.544	27.624	91.6	1:43.841	86.23	2.042	11:25:42.590
9-	23.769	109.1	31.428	14.343	119.1	13.607	IN PIT		1:53.473	P	78.91	11:27:36.063
10-	OUTLAP	93.4	30.763	13.944	121.7	12.794	28.329	91.3	3:26.860	43.28	1:45.061	11:31:02.923
11-	22.478	110.5	27.879	13.364	124.5	12.554	27.774	92.3	1:44.049	86.05	2.250	11:32:46.972
12-	22.366	111.1	27.693	13.257	125.2	12.508	27.605	90.3	1:43.429 (3)	86.57	1.630	11:34:30.401
13-	22.613	110.9	27.600	13.411	124.5	12.485	27.528	92.0	1:43.637	86.40	1.838	11:36:14.038
14-	22.277	110.7	27.652	13.293	125.4	12.580	27.291	92.0	1:43.093 (2)	86.85	1.294	11:37:57.131
15-	22.172	113.5	28.009	13.390	124.0	12.419	27.487	86.9	1:43.477	86.53	1.678	11:39:40.608
16-	22.372	112.7	27.351	13.044	126.8	12.304	26.728	93.1	1:41.799 (1)	87.96		11:41:22.407

P5		86 M3		Charlie NESBITT		Repli-Cast Moto 3 - Repli-Cast UK						
IDEAL LAP TIME : 1:41.166		BEST LAP TIME : 1:41.805		DIFFERENCE : 0.639								
LAP	SECTOR 1	SECTOR 2	SECTOR 3	SECTOR 4	SECTOR 5	LAP TIME	MPH	DIFF	TIME OF DAY			
1-	OUTLAP	81.4	33.487	14.762	112.2	15.677	IN PIT		P		11:12:07.844	
2-	OUTLAP	89.8	31.599	14.460	116.5	14.776	29.973	88.3	3:14.275	46.09	1:32.470	11:15:22.119
3-	24.098	88.7	29.554	13.834	120.0	13.609	28.398	90.2	1:49.493	81.78	7.688	11:17:11.612
4-	23.186	92.8	28.846	13.569	120.0	13.139	28.336	90.7	1:47.076	83.62	5.271	11:18:58.688
5-	23.322	95.7	29.051	13.705	117.9	13.593	27.395	90.3	1:47.066	83.63	5.261	11:20:45.754
6-	23.003	101.2	28.002	13.557	120.4	13.166	27.627	91.3	1:45.355	84.99	3.550	11:22:31.109
7-	22.244	114.9	28.005	13.344	121.1	13.766	28.090	91.1	1:45.449	84.91	3.644	11:24:16.558
8-	22.440	113.3	28.019	13.392	119.8	12.975	26.888	91.0	1:43.714	86.33	1.909	11:26:00.272
9-	22.265	108.2	28.056	13.629	118.5	13.725	27.147	91.0	1:44.822	85.42	3.017	11:27:45.094
10-	22.542	118.1	27.577	13.432	120.2	12.733	26.697	91.9	1:42.981	86.95	1.176	11:29:28.075
11-	22.181	116.5	27.755	13.284	120.2	12.622	26.405	92.7	1:42.247 (3)	87.57	0.442	11:31:10.322
12-	22.174	114.9	27.590	13.182	122.4	13.548	26.656	91.1	1:43.150	86.81	1.345	11:32:53.472
13-	22.251	117.7	27.461	13.377	119.1	12.861	26.723	91.5	1:42.673	87.21	0.868	11:34:36.145
14-	22.038	119.6	27.336	13.104	122.0	12.758	27.690	90.6	1:42.926	86.99	1.121	11:36:19.071
15-	22.628	108.4	28.260	13.196	120.0	12.551	26.514	92.3	1:43.149	86.81	1.344	11:38:02.220
16-	21.859	120.4	27.568	13.153	121.5	12.813	26.718	92.3	1:42.111 (2)	87.69	0.306	11:39:44.331
17-	22.040	116.9	27.247	13.216	121.5	12.698	26.604	91.3	1:41.805 (1)	87.95		11:41:26.136

P6		2 M3		Joe THOMAS		Honda - Team ILR						
IDEAL LAP TIME : 1:43.199		BEST LAP TIME : 1:43.457		DIFFERENCE : 0.258								
LAP	SECTOR 1	SECTOR 2	SECTOR 3	SECTOR 4	SECTOR 5	LAP TIME	MPH	DIFF	TIME OF DAY			
1-	OUTLAP	92.9	32.071	14.243	117.7	14.155	28.968	88.4			11:14:25.551	
2-	23.315	104.6	30.327	13.742	118.5	13.674	28.780	88.9	1:49.838	81.52	6.381	11:16:15.389
3-	23.363	101.6	29.479	13.632	117.3	13.883	28.842	89.6	1:49.199	82.00	5.742	11:18:04.588
4-	23.194	107.2	29.390	14.111	116.9	12.944	27.603	90.1	1:47.242	83.49	3.785	11:19:51.830
5-	22.829	109.8	30.494	13.574	119.6	13.377	27.829	89.3	1:48.103	82.83	4.646	11:21:39.933
6-	22.662	116.3	29.029	13.851	116.9	13.308	27.862	89.7	1:46.712	83.91	3.255	11:23:26.645
7-	22.749	102.1	29.768	13.984	117.3	13.067	27.731	90.2	1:47.299	83.45	3.842	11:25:13.944
8-	23.079	108.4	29.112	13.656	118.1	13.271	27.386	90.2	1:46.504	84.07	3.047	11:27:00.448
9-	22.560	111.8	28.862	13.525	117.5	13.272	27.520	89.2	1:45.739	84.68	2.282	11:28:46.187
10-	22.424	115.9	28.642	13.437	119.1	12.684	27.200	89.8	1:44.387 (3)	85.78	0.930	11:30:30.574
11-	22.447	117.3	28.600	13.867	112.5	14.422	IN PIT		1:48.316	P	82.66	11:32:18.890
12-	OUTLAP	94.3	28.617	13.501	118.3	13.020	27.151	89.6	5:24.537	27.59	3:41.080	11:37:43.427
13-	22.287	114.9	27.983	13.347	119.4	12.857	26.983	89.9	1:43.457 (1)	86.55		11:39:26.884
14-	22.202	116.3	28.257	13.458	118.9	12.747	27.101	89.9	1:43.765 (2)	86.29	0.308	11:41:10.649

Weather / Track : Cloudy / Dry

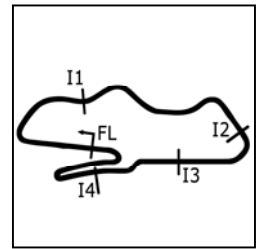
Donington Park GP
Circuit Length = 2.4873 miles
Start: 11:10 Flag 11:40 End: 11:42

MCRCB BULLETIN TK017

2015 MCE British Superbike Championship - Round 1

2015 HEL British Motostar Championship

FREE PRACTICE - SECTOR ANALYSIS



SECTOR 1 = FL to I1, SECTOR 2 = I1 to I2, SECTOR 3 = I2 to I3, SECTOR 4 = I3 to I4, SECTOR 5 = I4 to FL, DIFF = Difference To Personal Best Lap

P7		1 M3		Edward RENDELL		Honda - Banks Racing						
IDEAL LAP TIME : 1:43.079		BEST LAP TIME : 1:43.468		DIFFERENCE : 0.389								
LAP	SECTOR 1	SECTOR 2	SECTOR 3	SECTOR 4	SECTOR 5	LAP TIME	MPH	DIFF	TIME OF DAY			
1-	OUTLAP	90.3	32.506	15.190	102.2	14.244	IN PIT	P	11:12:22.673			
2-	OUTLAP	97.8	31.025	14.703	104.5	13.792	29.379	84.1	3:02.951	48.94	1:19.483	11:15:25.624
3-	24.041	107.3	29.208	14.203	111.6	13.378	28.200	87.1	1:49.030	82.12	5.562	11:17:14.654
4-	23.152	110.5	28.373	13.877	115.7	12.972	27.564	87.3	1:45.938	84.52	2.470	11:19:00.592
5-	23.203	114.3	27.969	13.578	119.4	13.296	27.494	88.8	1:45.540	84.84	2.072	11:20:46.132
6-	23.113	116.7	27.905	13.540	119.1	12.874	27.416	87.0	1:44.848	85.40	1.380	11:22:30.980
7-	22.784	114.3	28.139	14.444	103.0	13.825	IN PIT	P	1:45.844	84.60	2.376	11:24:16.824
8-	OUTLAP	101.0	29.092	13.835	117.5	12.784	27.364	87.8	8:13.959	18.12	6:30.491	11:32:30.783
9-	22.718	116.9	27.742	13.520	118.3	12.551	27.092	89.6	1:43.623 (2)	86.41	0.155	11:34:14.406
10-	22.377	116.7	27.678	13.654	117.7	12.529	27.230	87.6	1:43.468 (1)	86.54		11:35:57.874
11-	22.975	106.0	27.869	13.717	116.3	12.481	27.023	88.8	1:44.065 (3)	86.04	0.597	11:37:41.939
12-	22.761	108.9	27.835	13.871	110.7	12.872	27.211	87.1	1:44.550	85.64	1.082	11:39:26.489
13-	22.903	112.0	28.811	13.698	118.9	12.526	IN PIT	P	1:44.257	85.88	0.789	11:41:10.746

P8		26 M3		Dani SAEZ		Repli-Cast Moto 3 - Repli-Cast - Armstrong						
IDEAL LAP TIME : 1:43.043		BEST LAP TIME : 1:43.582		DIFFERENCE : 0.539								
LAP	SECTOR 1	SECTOR 2	SECTOR 3	SECTOR 4	SECTOR 5	LAP TIME	MPH	DIFF	TIME OF DAY			
1-	OUTLAP	83.1	33.880	15.771	111.6	15.236	29.617	89.4				11:15:26.965
2-	24.286	96.9	30.150	14.276	114.9	14.286	28.200	89.1	1:51.198	80.52	7.616	11:17:18.163
3-	23.622	102.6	28.673	14.085	117.3	13.770	28.346	89.1	1:48.496	82.53	4.914	11:19:06.659
4-	24.098	105.1	28.908	14.002	118.7	13.411	27.971	90.2	1:48.390	82.61	4.808	11:20:55.049
5-	23.303	108.5	28.459	13.799	119.6	13.167	27.757	90.1	1:46.485	84.09	2.903	11:22:41.534
6-	23.116	110.3	28.316	14.025	116.7	13.044	27.376	90.3	1:45.877	84.57	2.295	11:24:27.411
7-	22.402	119.1	28.959	13.528	120.6	13.221	27.305	90.8	1:45.415	84.94	1.833	11:26:12.826
8-	22.620	118.3	28.300	13.672	118.9	13.171	27.220	90.8	1:44.983 (3)	85.29	1.401	11:27:57.809
9-	22.744	110.7	27.565	13.444	120.4	13.240	27.100	89.8	1:44.093 (2)	86.02	0.511	11:29:41.902
10-	22.639	115.3	27.832	13.479	120.0	12.765	26.867	90.3	1:43.582 (1)	86.44		11:31:25.484
11-	22.600	113.5	27.791	13.837	119.1	13.646	32.649	75.0	1:50.523	81.01	6.941	11:33:16.007
12-	23.645	104.3	29.235	14.012	117.9	13.908	IN PIT	P	1:51.873	80.04	8.291	11:35:07.880
13-	OUTLAP	95.5	31.985	13.728	120.4	13.547	28.107	88.1	6:30.828	22.91	4:47.246	11:41:38.708

P9		27 M3		Georgina POLDEN		KTM - RS Racing						
IDEAL LAP TIME : 1:43.909		BEST LAP TIME : 1:43.909		DIFFERENCE : 0.000								
LAP	SECTOR 1	SECTOR 2	SECTOR 3	SECTOR 4	SECTOR 5	LAP TIME	MPH	DIFF	TIME OF DAY			
1-	OUTLAP	77.6	33.612	14.437	114.1	15.065	30.240	91.3				11:12:06.023
2-	25.161	90.3	30.875	13.864	123.8	13.577	28.978	93.1	1:52.455	79.62	8.546	11:13:58.478
3-	23.817	93.2	28.936	13.477	123.3	13.200	28.523	92.9	1:47.953	82.94	4.044	11:15:46.431
4-	22.697	101.6	29.472	13.624	122.2	13.405	28.286	93.1	1:47.484	83.30	3.575	11:17:33.915
5-	22.923	93.8	29.286	13.716	122.0	13.527	28.922	91.7	1:48.374	82.62	4.465	11:19:22.289
6-	23.850	85.5	31.226	13.783	122.0	14.159	IN PIT	P	1:53.425	78.94	9.516	11:21:15.714
7-	OUTLAP	89.1	29.395	13.901	115.9	13.931	28.646	92.1	4:08.952	35.96	2:25.043	11:25:24.666
8-	23.110	97.1	28.670	13.642	122.2	13.265	28.382	92.8	1:47.069	83.63	3.160	11:27:11.735
9-	22.262	108.0	27.836	13.257	123.3	13.009	27.545	93.1	1:43.909 (1)	86.17		11:28:55.644
10-	22.546	98.2	28.274	13.496	123.3	13.310	27.849	93.2	1:45.475 (3)	84.89	1.566	11:30:41.119
11-	22.491	104.0	28.224	13.452	122.9	13.310	28.200	92.8	1:45.677	84.73	1.768	11:32:26.796
12-	22.620	102.4	29.201	13.535	123.3	13.501	28.109	92.0	1:46.966	83.71	3.057	11:34:13.762
13-	22.487	101.9	28.548	13.525	120.2	13.205	29.252	89.2	1:47.017	83.67	3.108	11:36:00.779
14-	23.711	94.7	29.028	13.606	122.4	13.124	27.906	92.9	1:47.375	83.39	3.466	11:37:48.154
15-	22.739	98.6	28.478	13.709	121.3	13.260	28.148	91.7	1:46.334	84.21	2.425	11:39:34.488
16-	22.762	104.3	28.038	13.281	123.3	13.211	27.740	92.5	1:45.032 (2)	85.25	1.123	11:41:19.520

P10		47 M3		Jake ARCHER		Honda - RS Racing						
IDEAL LAP TIME : 1:43.926		BEST LAP TIME : 1:44.173		DIFFERENCE : 0.247								
LAP	SECTOR 1	SECTOR 2	SECTOR 3	SECTOR 4	SECTOR 5	LAP TIME	MPH	DIFF	TIME OF DAY			
1-	OUTLAP	92.6	33.435	14.192	121.5	14.125	30.585	90.1				11:12:09.881
2-	24.306	98.5	30.070	14.154	120.0	13.937	29.887	91.5	1:52.354	79.69	8.181	11:14:02.235
3-	23.378	102.4	29.781	13.783	123.5	14.410	29.854	91.9	1:51.206	80.52	7.033	11:15:53.441

Donington Park GP
Circuit Length = 2.4873 miles
Start: 11:10 Flag 11:40 End: 11:42

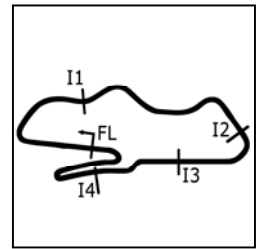
Weather / Track : Cloudy / Dry

MCRCB BULLETIN TK017

2015 MCE British Superbike Championship - Round 1

2015 HEL British Motostar Championship

FREE PRACTICE - SECTOR ANALYSIS



SECTOR 1 = FL to I1, SECTOR 2 = I1 to I2, SECTOR 3 = I2 to I3, SECTOR 4 = I3 to I4, SECTOR 5 = I4 to FL, DIFF = Difference To Personal Best Lap												
4-	23.248	98.1	30.079	14.356	120.9	13.417	28.747	92.0	1:49.847	81.51	5.674	11:17:43.288
5-	23.009	104.5	29.134	13.671	123.8	13.803	28.783	91.2	1:48.400	82.60	4.227	11:19:31.688
6-	23.378	102.2	29.370	14.307	120.6	13.389	28.646	92.3	1:49.090	82.08	4.917	11:21:20.778
7-	22.806	103.4	28.952	13.848	121.7	13.242	28.332	92.1	1:47.180	83.54	3.007	11:23:07.958
8-	22.582	107.8	28.095	13.751	122.2	13.158	29.023	91.7	1:46.609	83.99	2.436	11:24:54.567
9-	22.711	107.8	28.450	13.656	122.4	13.115	27.805	93.3	1:45.737	84.68	1.564	11:26:40.304
10-	22.575	106.5	28.452	13.547	122.6	13.058	28.049	91.7	1:45.681	84.73	1.508	11:28:25.985
11-	22.587	107.5	28.392	13.607	123.5	13.133	28.233	92.7	1:45.952	84.51	1.779	11:30:11.937
12-	22.417	106.8	28.630	13.445	123.1	12.971	28.844	92.0	1:46.307	84.23	2.134	11:31:58.244
13-	22.803	110.1	28.151	13.468	123.3	12.970	28.066	92.0	1:45.458	84.91	1.285	11:33:43.702
14-	22.379	105.5	28.140	13.258	124.5	13.656	27.761	92.7	1:45.194 (3)	85.12	1.021	11:35:28.896
15-	22.540	100.3	28.588	13.651	122.6	12.836	27.731	92.8	1:45.346	85.00	1.173	11:37:14.242
16-	22.365	109.4	28.098	13.571	122.9	12.925	27.693	93.9	1:44.652 (2)	85.56	0.479	11:38:58.894
17-	22.180	110.3	28.081	13.420	123.3	12.921	27.571	93.5	1:44.173 (1)	85.95		11:40:43.067

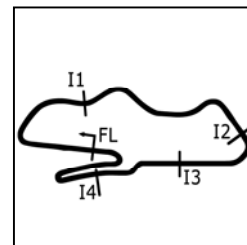
P11 64 M3 Asher DURHAM Honda - Cresswell Racing / Total Hire & Sales												
IDEAL LAP TIME : 1:43.993			BEST LAP TIME : 1:44.188			DIFFERENCE : 0.195						
LAP	SECTOR 1	SECTOR 2	SECTOR 3	SECTOR 4	SECTOR 5	LAP TIME	MPH	DIFF	TIME OF DAY			
1-	OUTLAP	92.9	31.720	14.051	118.9	13.977	28.987	90.6		11:13:59.558		
2-	23.715	99.5	29.970	14.307	119.4	13.504	28.855	87.5	1:50.351	81.14	6.163	11:15:49.909
3-	24.479	105.8	29.079	13.916	119.4	13.562	28.276	91.5	1:49.312	81.91	5.124	11:17:39.221
4-	23.555	106.1	28.566	13.742	120.0	13.351	27.954	90.7	1:47.168	83.55	2.980	11:19:26.389
5-	22.935	109.4	30.796	13.730	120.4	13.539	28.775	90.2	1:49.775	81.57	5.587	11:21:16.164
6-	23.079	109.2	28.645	13.684	120.6	13.341	28.133	91.0	1:46.882	83.77	2.694	11:23:03.046
7-	22.877	110.7	28.850	13.908	119.1	13.330	28.088	91.9	1:47.053	83.64	2.865	11:24:50.099
8-	22.685	110.3	28.288	13.622	120.4	13.203	27.798	91.0	1:45.596	84.79	1.408	11:26:35.695
9-	22.782	109.4	28.293	13.507	121.5	13.189	27.701	90.4	1:45.472	84.89	1.284	11:28:21.167
10-	22.858	110.1	29.767	13.974	120.9	13.254	28.004	91.3	1:47.857	83.02	3.669	11:30:09.024
11-	22.822	110.1	29.002	14.073	120.0	13.684	27.811	90.8	1:47.392	83.38	3.204	11:31:56.416
12-	22.911	110.0	28.248	13.581	121.5	13.189	27.613	90.3	1:45.542	84.84	1.354	11:33:41.958
13-	22.773	106.1	28.298	13.489	120.9	13.069	27.519	91.1	1:45.148 (3)	85.16	0.960	11:35:27.106
14-	23.566	100.6	29.151	14.176	119.4	13.235	27.665	91.5	1:47.793	83.07	3.605	11:37:14.899
15-	22.558	112.2	27.899	13.481	121.7	13.106	27.620	91.9	1:44.664 (2)	85.55	0.476	11:38:59.563
16-	22.491	112.4	27.832	13.409	122.2	13.264	27.192	92.0	1:44.188 (1)	85.94		11:40:43.751

P12 74 M3 Joseph THOMPSON Repli-Cast Moto 3 - Repli-Cast UK												
IDEAL LAP TIME : 1:43.895			BEST LAP TIME : 1:44.290			DIFFERENCE : 0.395						
LAP	SECTOR 1	SECTOR 2	SECTOR 3	SECTOR 4	SECTOR 5	LAP TIME	MPH	DIFF	TIME OF DAY			
1-	OUTLAP	83.9	32.025	14.320	117.9	14.246	29.027	87.7		11:11:57.541		
2-	23.845	96.1	29.470	14.052	116.5	14.069	28.244	87.7	1:49.680	81.64	5.390	11:13:47.221
3-	23.718	99.1	29.937	14.297	118.7	14.315	28.327	88.6	1:50.594	80.96	6.304	11:15:37.815
4-	23.541	97.5	29.365	14.723	110.3	13.509	27.802	89.4	1:48.940	82.19	4.650	11:17:26.755
5-	23.103	102.6	28.858	13.988	117.9	13.573	28.101	89.1	1:47.623	83.20	3.333	11:19:14.378
6-	23.604	98.9	29.291	13.885	118.1	13.517	28.136	89.1	1:48.433	82.58	4.143	11:21:02.811
7-	24.171	94.9	30.703	15.654	110.0	14.343	28.145	89.4	1:53.016	79.23	8.726	11:22:55.827
8-	23.013	103.8	28.442	13.815	116.9	13.370	IN PIT		1:47.058 P	83.64	2.768	11:24:42.885
9-	OUTLAP	98.3	30.504	14.178	112.5	13.830	IN PIT		2:17.116 P	65.30	32.826	11:27:00.001
10-	OUTLAP	97.5	28.942	14.223	115.9	13.250	27.538	90.3	2:24.607	61.92	40.317	11:29:24.608
11-	22.820	109.2	28.028	13.734	118.3	13.190	27.339	89.8	1:45.111	85.19	0.821	11:31:09.719
12-	22.611	109.6	28.022	13.476	120.9	13.184	27.510	91.1	1:44.803 (3)	85.44	0.513	11:32:54.522
13-	22.900	105.3	30.221	14.157	114.9	13.208	27.580	90.7	1:48.066	82.86	3.776	11:34:42.588
14-	22.420	111.4	28.069	13.625	117.9	12.964	27.375	89.7	1:44.453 (2)	85.72	0.163	11:36:27.041
15-	23.265	107.0	29.420	13.716	117.3	13.012	27.567	90.6	1:46.980	83.70	2.690	11:38:14.021
16-	22.513	108.2	27.965	13.645	118.1	12.948	27.219	90.6	1:44.290 (1)	85.86		11:39:58.311

P13 71 M3 Christoph BEINLICH Honda - Beinlich Racing Team												
IDEAL LAP TIME : 1:43.857			BEST LAP TIME : 1:44.366			DIFFERENCE : 0.509						
LAP	SECTOR 1	SECTOR 2	SECTOR 3	SECTOR 4	SECTOR 5	LAP TIME	MPH	DIFF	TIME OF DAY			
1-	OUTLAP	75.6	32.904	14.704	118.1	14.046	28.695	88.8		11:12:00.885		
2-	24.587	82.3	30.160	13.921	120.0	13.590	28.824	87.5	1:51.082	80.61	6.716	11:13:51.967
3-	23.892	86.9	30.216	13.832	120.6	13.802	28.570	89.4	1:50.312	81.17	5.946	11:15:42.279
4-	23.188	95.7	28.675	13.740	119.1	13.308	27.731	89.1	1:46.642	83.96	2.276	11:17:28.921

Donington Park GP
 Circuit Length = 2.4873 miles
 Start: 11:10 Flag 11:40 End: 11:42

Weather / Track : Cloudy / Dry



SECTOR 1 = FL to I1, SECTOR 2 = I1 to I2, SECTOR 3 = I2 to I3, SECTOR 4 = I3 to I4, SECTOR 5 = I4 to FL, DIFF = Difference To Personal Best Lap

6-	22.946	113.5	28.772	13.760	115.7	13.121	27.431	87.1	1:46.030	84.45	1.307	11:22:15.727
7-	22.771	113.3	28.602	13.747	114.5	13.678	27.535	86.6	1:46.333	84.21	1.610	11:24:02.060
8-	22.681	116.3	28.538	13.832	113.3	13.215	27.313	87.5	1:45.579	84.81	0.856	11:25:47.639
9-	23.464	107.2	28.577	14.029	112.7	13.202	IN PIT		1:48.675 P	82.39	3.952	11:27:36.314
10-	OUTLAP	104.6	29.118	13.953	112.5	13.241	27.953	87.2	2:52.864	51.80	1:08.141	11:30:29.178
11-	22.762	114.9	28.035	13.874	114.3	12.964	27.432	87.2	1:45.067	85.22	0.344	11:32:14.245
12-	22.721	113.5	28.128	13.735	116.3	13.885	27.434	87.2	1:45.903	84.55	1.180	11:34:00.148
13-	22.657	110.9	28.223	13.827	114.1	12.914	27.414	86.5	1:45.035 (3)	85.25	0.312	11:35:45.183
14-	22.699	113.9	27.988	13.887	112.7	12.683	27.466	88.2	1:44.723 (1)	85.50		11:37:29.906
15-	22.829	103.5	28.362	13.735	114.7	12.876	27.075	87.8	1:44.877 (2)	85.38	0.154	11:39:14.783
16-	22.807	112.4	28.080	13.694	115.7	13.048	IN PIT		1:48.124 P	82.81	3.401	11:41:02.907

P17 62 M3 Vasco VAN DER VALK Honda - Team ILR / Vasco62.nl
 IDEAL LAP TIME : 1:44.303 BEST LAP TIME : 1:44.839 DIFFERENCE : 0.536

LAP	SECTOR 1	SECTOR 2	SECTOR 3	SECTOR 4	SECTOR 5	LAP TIME	MPH	DIFF	TIME OF DAY			
1-	OUTLAP	72.9	35.758	15.019	113.1	15.543	31.907	87.1		11:14:44.073		
2-	24.696	91.3	31.166	14.278	115.1	14.443	29.629	87.8	1:54.212	78.40	9.373	11:16:38.285
3-	24.313	91.8	30.559	14.060	115.5	14.082	28.901	88.3	1:51.915	80.01	7.076	11:18:30.200
4-	24.101	93.3	30.756	13.765	117.7	13.777	28.910	88.3	1:51.309	80.44	6.470	11:20:21.509
5-	23.562	101.9	29.248	13.716	117.3	13.819	28.159	88.9	1:48.504	82.52	3.665	11:22:10.013
6-	23.187	104.2	29.424	13.850	115.9	13.553	28.334	88.4	1:48.348	82.64	3.509	11:23:58.361
7-	23.468	103.5	28.953	13.614	116.1	13.348	28.070	90.6	1:47.453	83.33	2.614	11:25:45.814
8-	23.019	106.1	28.535	14.029	113.9	13.868	27.557	89.8	1:47.008	83.68	2.169	11:27:32.822
9-	22.814	108.7	29.380	13.773	116.3	14.000	28.003	89.4	1:47.970	82.93	3.131	11:29:20.792
10-	22.898	106.0	28.693	13.709	116.5	13.320	27.477	90.2	1:46.097	84.39	1.258	11:31:06.889
11-	22.847	107.5	29.158	14.169	115.9	13.860	28.083	89.8	1:48.117	82.82	3.278	11:32:55.006
12-	22.749	107.2	28.652	13.651	117.5	13.175	27.771	89.6	1:45.998	84.47	1.159	11:34:41.004
13-	22.666	110.5	28.314	13.636	116.9	13.186	27.797	89.7	1:45.599 (3)	84.79	0.760	11:36:26.603
14-	22.710	111.4	28.558	13.665	116.3	13.169	27.278	89.9	1:45.380 (2)	84.97	0.541	11:38:11.983
15-	22.409	112.9	28.154	13.546	116.7	12.993	27.737	90.7	1:44.839 (1)	85.41		11:39:56.822
16-	22.616	112.5	28.335	13.469	119.1	13.122	28.237	90.6	1:45.779	84.65	0.940	11:41:42.601

P18 25 M3 Mike BROUWERS Honda - Joma / Brouwersracingteam
 IDEAL LAP TIME : 1:46.421 BEST LAP TIME : 1:46.442 DIFFERENCE : 0.021

LAP	SECTOR 1	SECTOR 2	SECTOR 3	SECTOR 4	SECTOR 5	LAP TIME	MPH	DIFF	TIME OF DAY			
1-	OUTLAP	84.0	37.270	16.475	102.6	16.619	35.429	81.2		11:13:07.103		
2-	26.845	95.5	33.593	14.863	114.3	14.794	32.150	83.5	2:02.245	73.25	15.803	11:15:09.348
3-	25.549	104.5	31.525	14.448	114.9	14.497	31.018	83.6	1:57.037	76.50	10.595	11:17:06.385
4-	24.607	104.2	30.130	14.207	114.1	14.424	30.632	85.3	1:54.000	78.54	7.558	11:19:00.385
5-	23.990	104.8	30.199	14.101	115.9	13.735	29.691	84.4	1:51.716	80.15	5.274	11:20:52.101
6-	24.740	104.6	29.816	13.952	115.7	13.697	30.976	85.8	1:53.181	79.11	6.739	11:22:45.282
7-	23.824	113.5	28.783	13.881	116.5	14.004	29.578	87.7	1:50.070	81.35	3.628	11:24:35.352
8-	24.064	103.0	28.547	13.822	118.1	13.748	28.912	87.2	1:49.093	82.08	2.651	11:26:24.445
9-	23.386	114.9	28.607	13.883	116.1	13.482	28.897	87.0	1:48.255	82.71	1.813	11:28:12.700
10-	23.523	115.1	29.080	13.893	115.9	13.401	IN PIT		1:48.622 P	82.43	2.180	11:30:01.322
11-	OUTLAP	95.5	30.721	15.171	105.6	14.081	29.189	86.8	3:10.531	46.99	1:24.089	11:33:11.853
12-	23.493	101.6	28.955	13.668	118.3	13.313	28.377	86.3	1:47.806	83.06	1.364	11:34:59.659
13-	23.517	111.6	28.451	13.709	117.1	13.123	28.655	86.9	1:47.455 (3)	83.33	1.013	11:36:47.114
14-	23.175	114.5	28.569	13.745	116.3	13.111	28.559	85.9	1:47.159 (2)	83.56	0.717	11:38:34.273
15-	23.032	113.3	28.445	13.689	117.9	13.051	28.225	86.6	1:46.442 (1)	84.12		11:40:20.715

P19 70 Ryan LONGSHAW Honda - RCD Motorsport
 IDEAL LAP TIME : 1:46.565 BEST LAP TIME : 1:46.888 DIFFERENCE : 0.323

LAP	SECTOR 1	SECTOR 2	SECTOR 3	SECTOR 4	SECTOR 5	LAP TIME	MPH	DIFF	TIME OF DAY			
1-	OUTLAP	88.0	31.067	14.431	114.3	14.846	30.812	85.6		11:13:58.239		
2-	24.516	101.5	30.422	14.714	114.9	14.204	30.072	83.8	1:53.928	78.59	7.040	11:15:52.167
3-	24.372	102.1	30.170	14.621	114.9	13.980	29.411	86.1	1:52.554	79.55	5.666	11:17:44.721
4-	24.070	108.4	30.324	14.359	114.7	13.887	IN PIT		1:48.943 P	82.19	2.055	11:19:33.664
5-	OUTLAP	100.3	29.883	14.155	116.3	13.708	49.072	80.6	3:18.970	45.00	1:32.082	11:22:52.634
6-	24.043	114.9	30.127	14.239	115.7	13.923	29.841	86.8	1:52.173	79.82	5.285	11:24:44.807
7-	23.469	112.0	28.914	13.835	116.5	13.671	28.765	87.7	1:48.654	82.41	1.766	11:26:33.461
8-	23.550	107.0	28.818	13.739	117.7	13.813	28.577	88.4	1:48.497	82.53	1.609	11:28:21.958

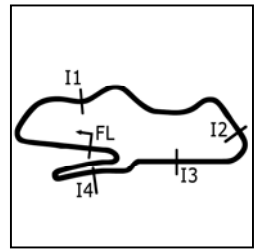
Donington Park GP
 Circuit Length = 2.4873 miles
 Start: 11:10 Flag 11:40 End: 11:42

MCRCB BULLETIN TK017

2015 MCE British Superbike Championship - Round 1

2015 HEL British Motostar Championship

FREE PRACTICE - SECTOR ANALYSIS



SECTOR 1 = FL to I1, SECTOR 2 = I1 to I2, SECTOR 3 = I2 to I3, SECTOR 4 = I3 to I4, SECTOR 5 = I4 to FL, DIFF = Difference To Personal Best Lap

9-	23.311	114.1	28.846	14.650	118.3	13.535	28.429	88.2	1:48.771	82.32	1.883	11:30:10.729
10-	23.366	109.4	30.057	14.081	116.5	13.362	28.281	88.4	1:49.147	82.04	2.259	11:31:59.876
11-	23.110	105.1	28.962	13.766	118.9	13.562	28.332	87.5	1:47.732 (3)	83.11	0.844	11:33:47.608
12-	23.799	98.9	28.907	13.909	116.3	13.537	28.364	88.1	1:48.516	82.51	1.628	11:35:36.124
13-	23.023	114.5	28.871	13.732	117.3	13.403	27.859	87.6	1:46.888 (1)	83.77		11:37:23.012
14-	23.344	106.3	29.005	13.698	117.9	13.344	27.682	88.9	1:47.073 (2)	83.62	0.185	11:39:10.085
15-	23.416	95.7	30.279	13.902	117.3	13.426	29.678	88.1	1:50.701	80.88	3.813	11:41:00.786

P20	24	Tasia RODINK	Honda - Promemo Racing									
IDEAL LAP TIME : 1:47.490		BEST LAP TIME : 1:47.628			DIFFERENCE : 0.138							
LAP	SECTOR 1	SECTOR 2	SECTOR 3	SECTOR 4	SECTOR 5	LAP TIME	MPH	DIFF	TIME OF DAY			
1-	OUTLAP	68.6	35.148	16.618	100.3	15.933	32.311	83.6			11:13:41.432	
2-	26.957	78.3	32.720	15.803	108.9	14.865	30.850	85.6	2:01.195	73.88	13.567	11:15:42.627
3-	25.299	92.3	31.392	14.595	111.2	14.383	30.448	85.9	1:56.117	77.11	8.489	11:17:38.744
4-	25.080	95.0	31.083	14.400	111.6	14.295	29.780	86.4	1:54.638	78.11	7.010	11:19:33.382
5-	25.042	88.4	31.738	14.633	111.6	14.135	29.789	85.8	1:55.337	77.63	7.709	11:21:28.719
6-	24.535	98.6	31.007	14.271	112.9	13.811	28.875	86.2	1:52.499	79.59	4.871	11:23:21.218
7-	24.207	101.5	30.060	14.879	110.1	13.985	29.470	86.5	1:52.601	79.52	4.973	11:25:13.819
8-	24.061	101.0	30.372	14.739	111.4	13.852	29.299	86.8	1:52.323	79.72	4.695	11:27:06.142
9-	23.780	103.5	29.734	14.324	111.8	14.096	29.027	87.2	1:50.961	80.69	3.333	11:28:57.103
10-	24.047	100.0	29.638	14.203	112.4	13.816	29.151	87.1	1:50.855	80.77	3.227	11:30:47.958
11-	23.859	100.9	29.899	14.370	112.5	13.645	30.614	86.8	1:52.387	79.67	4.759	11:32:40.345
12-	23.986	102.7	29.297	14.073	112.9	13.732	29.173	88.0	1:50.261	81.21	2.633	11:34:30.606
13-	23.796	100.4	28.993	13.898	113.7	13.388	28.780	87.7	1:48.855	82.26	1.227	11:36:19.461
14-	23.396	110.3	28.698	13.933	112.7	13.699	28.935	87.5	1:48.661 (3)	82.40	1.033	11:38:08.122
15-	23.562	110.7	28.743	13.887	113.7	13.601	28.666	86.4	1:48.459 (2)	82.56	0.831	11:39:56.581
16-	23.483	111.6	28.611	13.826	113.3	13.439	28.269	87.7	1:47.628 (1)	83.19		11:41:44.209

P21	98 M3	Tomas DE VRIES	Honda - DAT Racing									
IDEAL LAP TIME : 1:46.882		BEST LAP TIME : 1:47.671			DIFFERENCE : 0.789							
LAP	SECTOR 1	SECTOR 2	SECTOR 3	SECTOR 4	SECTOR 5	LAP TIME	MPH	DIFF	TIME OF DAY			
1-	OUTLAP	73.8	34.151	15.188	115.1	15.290	32.328	86.5			11:12:08.287	
2-	26.675	83.1	32.247	14.603	113.1	15.581	31.140	87.5	2:00.246	74.46	12.575	11:14:08.533
3-	25.718	88.6	31.326	14.409	114.9	14.452	29.613	88.0	1:55.518	77.51	7.847	11:16:04.051
4-	25.064	96.2	30.532	14.641	115.3	14.542	29.540	88.7	1:54.319	78.32	6.648	11:17:58.370
5-	25.149	95.4	30.410	14.340	114.1	14.241	29.244	86.5	1:53.384	78.97	5.713	11:19:51.754
6-	24.085	97.2	30.347	14.052	116.1	13.857	28.777	88.8	1:51.118	80.58	3.447	11:21:42.872
7-	24.002	101.0	29.901	14.108	115.3	13.599	28.993	88.3	1:50.603	80.96	2.932	11:23:33.475
8-	23.836	102.7	30.267	14.349	114.1	13.554	28.692	89.8	1:50.698	80.89	3.027	11:25:24.173
9-	23.679	94.9	29.843	14.118	114.9	13.821	28.613	89.2	1:50.074	81.34	2.403	11:27:14.247
10-	23.852	102.1	29.745	14.056	114.7	13.694	28.611	88.2	1:49.958	81.43	2.287	11:29:04.205
11-	23.887	103.5	29.335	14.083	113.9	13.562	28.351	89.1	1:49.218	81.98	1.547	11:30:53.423
12-	23.884	104.2	29.309	13.916	116.1	13.444	28.019	89.2	1:48.572	82.47	0.901	11:32:41.995
13-	23.510	104.3	28.877	13.701	117.1	13.550	28.182	88.8	1:47.820 (2)	83.05	0.149	11:34:29.815
14-	23.618	108.4	29.176	14.072	113.9	13.352	28.174	89.2	1:48.392	82.61	0.721	11:36:18.207
15-	23.402	104.3	29.228	13.722	115.9	13.350	27.969	87.3	1:47.671 (1)	83.16		11:38:05.878
16-	23.617	102.2	29.321	13.868	115.3	13.421	27.721	89.8	1:47.948 (3)	82.95	0.277	11:39:53.826
17-	23.233	104.0	29.279	13.819	115.9	13.686	28.255	89.6	1:48.272	82.70	0.601	11:41:42.098

P22	34	Liam DELVES	Honda - Crucials Sauce / Banks Racing									
IDEAL LAP TIME : 1:48.027		BEST LAP TIME : 1:48.404			DIFFERENCE : 0.377							
LAP	SECTOR 1	SECTOR 2	SECTOR 3	SECTOR 4	SECTOR 5	LAP TIME	MPH	DIFF	TIME OF DAY			
1-	OUTLAP	79.3	36.465	16.128	106.5	16.303	35.105	80.8			11:13:39.338	
2-	26.434	88.4	33.859	15.126	109.2	15.018	31.849	85.0	2:02.286	73.22	13.882	11:15:41.624
3-	24.811	99.4	31.625	14.713	112.2	14.536	31.247	86.3	1:56.932	76.57	8.528	11:17:38.556
4-	24.426	98.1	31.244	14.533	112.2	14.428	31.122	86.5	1:55.753	77.35	7.349	11:19:34.309
5-	24.531	92.4	32.511	14.376	114.7	14.496	31.579	86.8	1:57.493	76.21	9.089	11:21:31.802
6-	24.407	102.6	30.522	14.209	114.3	14.093	30.137	87.2	1:53.368	78.98	4.964	11:23:25.170
7-	24.072	100.3	30.025	14.283	114.5	13.994	30.741	86.4	1:53.115	79.16	4.711	11:25:18.285
8-	23.453	104.6	29.595	14.197	112.9	13.864	29.306	87.3	1:50.415	81.09	2.011	11:27:08.700
9-	23.438	106.1	29.106	13.923	114.5	14.203	28.677	87.7	1:49.347 (3)	81.89	0.943	11:28:58.047
10-	23.324	104.2	29.646	14.001	114.1	13.695	28.658	87.0	1:49.324 (2)	81.90	0.920	11:30:47.371

Weather / Track : Cloudy / Dry

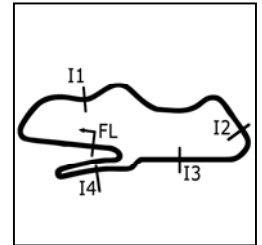
Donington Park GP
Circuit Length = 2.4873 miles
Start: 11:10 Flag 11:40 End: 11:42

MCRCB BULLETIN TK017

2015 MCE British Superbike Championship - Round 1

2015 HEL British Motostar Championship

FREE PRACTICE - SECTOR ANALYSIS



SECTOR 1 = FL to I1, SECTOR 2 = I1 to I2, SECTOR 3 = I2 to I3, SECTOR 4 = I3 to I4, SECTOR 5 = I4 to FL, DIFF = Difference To Personal Best Lap

11 -	23.080	106.3	28.796	13.838	114.5	13.655	29.035	86.9	1:48.404 (1)	82.60		11:32:35.775
12 -	23.470	106.8	29.229	14.048	113.9	13.716	IN PIT		1:50.447 P	81.07	2.043	11:34:26.222

P23		44 M3		Edmund BEST		Honda - SymCirrus Motorsport							
IDEAL LAP TIME : 1:48.189		BEST LAP TIME : 1:48.549		DIFFERENCE : 0.360									
LAP	SECTOR 1	SECTOR 2	SECTOR 3	SECTOR 4	SECTOR 5	LAP TIME	MPH	DIFF	TIME OF DAY				
1 -	OUTLAP	79.7	35.167	15.915	113.1	16.429	32.897	85.3		11:14:28.438			
2 -		24.751	102.2	31.672	14.739	114.7	14.978	30.206	85.8	1:56.346	76.96	7.797	11:16:24.784
3 -		25.114	103.4	31.222	14.397	115.5	14.475	29.948	85.5	1:55.156	77.75	6.607	11:18:19.940
4 -		25.812	107.0	30.930	14.240	116.5	14.648	29.601	86.4	1:55.231	77.70	6.682	11:20:15.171
5 -		24.277	100.3	31.971	14.309	116.7	14.644	30.153	86.6	1:55.354	77.62	6.805	11:22:10.525
6 -		23.621	110.9	30.976	13.867	118.9	15.260	IN PIT		1:56.646 P	76.76	8.097	11:24:07.171
7 -	OUTLAP	105.3	31.182	14.640	113.7	14.246	29.436	86.9	3:33.724	41.89	1:45.175	11:27:40.895	
8 -		23.534	107.5	30.201	14.267	115.3	13.772	28.951	86.8	1:50.725	80.87	2.176	11:29:31.620
9 -		23.423	105.3	30.232	14.164	116.1	14.088	28.688	89.6	1:50.595	80.96	2.046	11:31:22.215
10 -		23.622	106.0	30.142	13.881	119.6	13.904	30.252	88.7	1:51.801	80.09	3.252	11:33:14.016
11 -		24.802	102.9	29.776	13.934	117.1	13.880	29.168	88.0	1:51.560	80.26	3.011	11:35:05.576
12 -		23.690	107.2	29.607	14.054	116.5	13.589	28.263	86.9	1:49.203 (2)	81.99	0.654	11:36:54.779
13 -		23.488	107.8	29.543	14.003	114.3	13.698	28.520	88.4	1:49.252 (3)	81.96	0.703	11:38:44.031
14 -		23.350	106.0	29.222	13.879	116.7	13.487	28.611	90.4	1:48.549 (1)	82.49		11:40:32.580

P24		54		Bryn OWEN		Honda - Bryn Taff Racing							
IDEAL LAP TIME : 1:48.326		BEST LAP TIME : 1:48.745		DIFFERENCE : 0.419									
LAP	SECTOR 1	SECTOR 2	SECTOR 3	SECTOR 4	SECTOR 5	LAP TIME	MPH	DIFF	TIME OF DAY				
1 -	OUTLAP	82.9	32.903	15.144	108.7	14.891	31.415	83.0		11:12:47.908			
2 -		24.420	100.7	30.704	14.410	112.2	15.066	29.825	84.7	1:54.425	78.25	5.680	11:14:42.333
3 -		24.098	102.6	29.668	14.117	112.5	13.692	29.209	85.0	1:50.784	80.82	2.039	11:16:33.117
4 -		23.671	113.1	29.469	14.271	112.2	13.580	29.153	85.0	1:50.144	81.29	1.399	11:18:23.261
5 -		23.932	104.2	29.805	14.391	111.8	14.927	29.271	85.8	1:52.326	79.71	3.581	11:20:15.587
6 -		24.194	98.9	30.513	14.442	112.9	13.723	29.046	85.4	1:51.918	80.00	3.173	11:22:07.505
7 -		23.851	108.5	31.662	14.609	110.7	15.127	IN PIT		1:57.750 P	76.04	9.005	11:24:05.255
8 -	OUTLAP	98.8	30.703	14.428	111.8	13.748	29.127	85.9	2:56.941	50.60	1:08.196	11:27:02.196	
9 -		23.865	103.2	29.754	14.094	113.1	13.546	28.867	85.5	1:50.126	81.31	1.381	11:28:52.322
10 -		24.022	104.2	29.518	14.002	113.7	13.499	28.960	85.8	1:50.001	81.40	1.256	11:30:42.323
11 -		23.508	104.5	29.652	13.973	113.3	13.626	28.610	85.7	1:49.369 (3)	81.87	0.624	11:32:31.692
12 -		23.598	106.8	29.064	13.820	114.1	13.584	28.759	86.2	1:48.825 (2)	82.28	0.080	11:34:20.517
13 -		23.588	102.4	29.187	13.958	113.7	13.527	29.277	85.0	1:49.537	81.74	0.792	11:36:10.054
14 -		23.825	104.5	29.223	13.972	112.7	13.561	29.160	86.1	1:49.741	81.59	0.996	11:37:59.795
15 -		23.550	103.2	29.750	13.958	113.5	14.036	29.239	84.7	1:50.533	81.01	1.788	11:39:50.328
16 -		23.570	103.5	29.002	13.707	115.3	13.519	28.947	85.4	1:48.745 (1)	82.34		11:41:39.073

P25		21 M3		Richard KERR		Honda - Bob Wylie Racing							
IDEAL LAP TIME : 1:48.273		BEST LAP TIME : 1:48.764		DIFFERENCE : 0.491									
LAP	SECTOR 1	SECTOR 2	SECTOR 3	SECTOR 4	SECTOR 5	LAP TIME	MPH	DIFF	TIME OF DAY				
1 -	OUTLAP	72.6	35.960	15.321	112.5	16.573	32.138	83.1		11:12:15.460			
2 -		26.749	86.2	32.083	14.869	116.1	15.183	IN PIT		1:58.718 P	75.42	9.954	11:14:14.178
3 -	OUTLAP	69.6	32.955	14.797	115.5	14.956	30.139	85.9	6:30.889	22.90	4:42.125	11:20:45.067	
4 -		25.185	93.2	30.612	14.568	116.5	14.223	29.738	88.0	1:54.326	78.32	5.562	11:22:39.393
5 -		24.995	93.3	30.323	14.509	116.3	14.121	29.346	87.1	1:53.294	79.03	4.530	11:24:32.687
6 -		24.608	96.4	29.970	14.355	116.9	13.887	29.308	88.2	1:52.128	79.85	3.364	11:26:24.815
7 -		24.185	97.3	29.520	14.158	116.5	13.763	28.785	87.8	1:50.411	81.10	1.647	11:28:15.226
8 -		23.794	103.0	29.847	14.632	115.5	14.015	29.457	87.0	1:51.745	80.13	2.981	11:30:06.971
9 -		23.962	106.8	29.829	14.160	115.9	13.667	29.100	86.8	1:50.718	80.87	1.954	11:31:57.689
10 -		24.109	100.0	29.235	14.191	118.1	13.586	29.058	89.2	1:50.179	81.27	1.415	11:33:47.868
11 -		24.111	99.1	30.641	17.778	77.8	15.826	30.943	87.6	1:59.299	75.05	10.535	11:35:47.167
12 -		23.690	106.0	29.620	14.130	117.3	13.331	28.616	87.7	1:49.387 (3)	81.86	0.623	11:37:36.554
13 -		23.471	102.2	29.278	14.019	116.7	13.441	28.572	86.4	1:48.781 (2)	82.31	0.017	11:39:25.335
14 -		23.286	105.1	29.326	13.849	118.5	13.687	28.616	88.6	1:48.764 (1)	82.32		11:41:14.099

Weather / Track : Cloudy / Dry

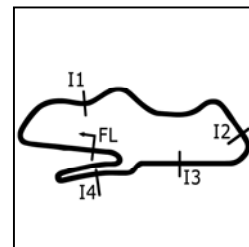
Donington Park GP
 Circuit Length = 2.4873 miles
 Start: 11:10 Flag 11:40 End: 11:42

MCRCB BULLETIN TK017

2015 MCE British Superbike Championship - Round 1

2015 HEL British Motostar Championship

FREE PRACTICE - SECTOR ANALYSIS



SECTOR 1 = FL to I1, SECTOR 2 = I1 to I2, SECTOR 3 = I2 to I3, SECTOR 4 = I3 to I4, SECTOR 5 = I4 to FL, DIFF = Difference To Personal Best Lap

P26 17 Wesley JONKER		Luyten Honda - Racing Family									
IDEAL LAP TIME : 1:48.538		BEST LAP TIME : 1:48.791					DIFFERENCE : 0.253				
LAP	SECTOR 1	SECTOR 2	SECTOR 3	SECTOR 4	SECTOR 5	LAP TIME	MPH	DIFF	TIME OF DAY		
1-	OUTLAP	83.1	34.435	15.240	113.9	15.435	33.969	85.8			11:13:05.987
2-	25.674	90.6	33.841	15.315	114.5	14.691	31.161	87.0	2:00.682	74.19	11:15:06.669
3-	25.068	92.9	31.967	15.056	115.5	14.329	30.364	84.0	1:56.784	76.67	11:17:03.453
4-	25.240	93.3	31.544	15.064	114.7	14.128	30.714	86.9	1:56.690	76.73	11:19:00.143
5-	24.394	99.1	31.261	14.533	115.9	13.913	30.073	83.1	1:54.174	78.42	11:20:54.317
6-	24.474	94.7	30.265	14.403	116.9	13.755	30.289	87.2	1:53.186	79.11	11:22:47.503
7-	24.184	100.0	30.773	15.177	114.7	14.093	IN PIT		1:53.917 P	78.60	11:24:41.420
8-	OUTLAP	91.9	30.202	14.529	116.7	13.768	29.325	86.9	3:36.232	41.41	1:47.441 11:28:17.652
9-	24.604	94.6	29.959	14.239	117.5	13.402	29.082	88.1	1:51.286	80.46	2.495 11:30:08.938
10-	23.501	102.6	29.215	14.127	117.7	13.516	28.946	88.3	1:49.305 (3)	81.92	0.514 11:31:58.243
11-	23.824	100.1	29.531	14.039	118.5	14.456	28.964	88.7	1:50.814	80.80	2.023 11:33:49.057
12-	23.598	99.4	29.779	14.199	117.5	13.585	29.139	87.7	1:50.300	81.18	1.509 11:35:39.357
13-	23.610	99.8	29.477	14.221	117.5	13.521	28.931	88.3	1:49.760	81.58	0.969 11:37:29.117
14-	23.557	97.1	29.265	14.064	117.7	13.488	28.785	88.7	1:49.159 (2)	82.03	0.368 11:39:18.276
15-	23.178	104.0	29.330	14.042	117.7	13.321	28.920	88.1	1:48.791 (1)	82.30	11:41:07.067

P27 20 M3 Joel MARKLUND		Honda - Marklund Solutions									
IDEAL LAP TIME : 1:48.893		BEST LAP TIME : 1:48.893					DIFFERENCE : 0.000				
LAP	SECTOR 1	SECTOR 2	SECTOR 3	SECTOR 4	SECTOR 5	LAP TIME	MPH	DIFF	TIME OF DAY		
1-	OUTLAP	86.2	32.192	14.393	116.9	15.230	31.738	88.8			11:13:04.162
2-	24.349	96.8	31.546	14.164	117.1	13.643	28.856	90.2	1:52.558 (3)	79.55	3.665 11:14:56.720
3-	23.843	104.8	30.076	13.802	117.7	13.602	28.736	89.7	1:50.059 (2)	81.36	1.166 11:16:46.779
4-	23.494	97.6	29.781	13.793	117.5	13.297	28.528	87.7	1:48.893 (1)	82.23	11:18:35.672

P28 13 M3 Sam BURMAN		Honda - WNT / Burman Racing									
IDEAL LAP TIME : 1:48.648		BEST LAP TIME : 1:48.896					DIFFERENCE : 0.248				
LAP	SECTOR 1	SECTOR 2	SECTOR 3	SECTOR 4	SECTOR 5	LAP TIME	MPH	DIFF	TIME OF DAY		
1-	OUTLAP	86.3	32.093	15.238	115.7	14.529	30.618	86.9			11:12:00.026
2-	25.859	86.5	30.970	14.866	116.7	14.874	31.365	86.5	1:57.934	75.92	9.038 11:13:57.960
3-	24.914	89.3	31.326	14.687	117.3	14.655	29.831	88.0	1:55.413	77.58	6.517 11:15:53.373
4-	24.156	100.6	30.879	14.479	116.9	13.925	29.495	88.1	1:52.934	79.28	4.038 11:17:46.307
5-	24.203	103.8	29.910	14.256	116.9	14.075	29.940	87.6	1:52.384	79.67	3.488 11:19:38.691
6-	25.719	84.7	32.109	14.804	116.1	14.766	IN PIT		1:56.183 P	77.07	7.287 11:21:34.874
7-	OUTLAP	89.7	30.695	14.838	115.9	13.964	29.633	88.0	3:00.245	49.67	1:11.349 11:24:35.119
8-	24.218	99.8	29.558	14.215	117.9	13.999	29.343	88.8	1:51.333	80.42	2.437 11:26:26.452
9-	24.218	96.0	30.078	14.327	116.1	14.059	29.290	88.7	1:51.972	79.97	3.076 11:28:18.424
10-	24.375	90.6	31.059	14.679	118.1	13.954	29.361	88.7	1:53.428	78.94	4.532 11:30:11.852
11-	23.708	107.0	29.408	14.017	118.7	13.624	28.780	88.4	1:49.537	81.74	0.641 11:32:01.389
12-	23.698	108.9	29.135	14.126	118.1	13.480	28.978	88.6	1:49.417	81.83	0.521 11:33:50.806
13-	23.715	105.0	29.196	14.534	116.5	13.514	28.789	89.1	1:49.748	81.59	0.852 11:35:40.554
14-	23.570	103.8	29.036	13.885	118.3	13.641	28.919	88.4	1:49.051 (2)	82.11	0.155 11:37:29.605
15-	23.606	106.8	29.286	13.990	118.3	13.570	28.953	88.0	1:49.405 (3)	81.84	0.509 11:39:19.010
16-	23.590	107.3	28.933	13.954	118.7	13.500	28.919	88.9	1:48.896 (1)	82.22	11:41:07.906

P29 7 Jamie ASHBY		Honda - SP125 / JPA Racing									
IDEAL LAP TIME : 1:48.798		BEST LAP TIME : 1:48.997					DIFFERENCE : 0.199				
LAP	SECTOR 1	SECTOR 2	SECTOR 3	SECTOR 4	SECTOR 5	LAP TIME	MPH	DIFF	TIME OF DAY		
1-	OUTLAP	77.9	37.619	17.682	85.8	17.262	IN PIT			P	11:13:42.033
2-	OUTLAP	80.8	36.050	16.916	85.2	16.631	33.787	70.4	4:36.154	32.42	2:47.157 11:18:18.187
3-	28.369	91.3	33.569	15.855	96.1	15.584	32.619	73.6	2:05.996	71.06	16.999 11:20:24.183
4-	27.282	91.6	32.540	15.166	102.9	15.022	31.257	78.3	2:01.267	73.84	12.270 11:22:25.450
5-	26.203	95.3	31.802	14.821	105.0	14.628	30.824	83.3	1:58.278	75.70	9.281 11:24:23.728
6-	24.980	100.0	30.630	14.223	113.1	14.317	IN PIT		1:50.999 P	80.67	2.002 11:26:14.727
7-	OUTLAP	92.9	31.013	14.113	113.5	13.898	29.552	84.9	3:31.052	42.42	1:42.055 11:29:45.779
8-	24.345	101.8	29.780	13.965	114.3	13.593	28.958	85.6	1:50.641	80.93	1.644 11:31:36.420
9-	24.029	102.1	29.652	13.881	115.1	13.561	28.901	85.8	1:50.024	81.38	1.027 11:33:26.444
10-	24.215	95.5	29.891	13.903	114.1	13.537	28.713	85.4	1:50.259	81.21	1.262 11:35:16.703

Donington Park GP

Circuit Length = 2.4873 miles

Start: 11:10 Flag 11:40 End: 11:42

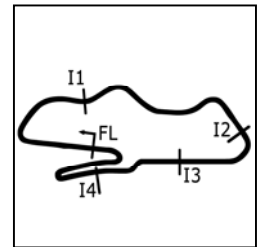
Weather / Track : Cloudy / Dry

MCRCB BULLETIN TK017

2015 MCE British Superbike Championship - Round 1

2015 HEL British Motostar Championship

FREE PRACTICE - SECTOR ANALYSIS



SECTOR 1 = FL to I1, SECTOR 2 = I1 to I2, SECTOR 3 = I2 to I3, SECTOR 4 = I3 to I4, SECTOR 5 = I4 to FL, DIFF = Difference To Personal Best Lap												
2-	27.771	94.5	32.523	15.236	96.0	17.077	32.730	79.7	2:05.337	71.44	11.904	11:16:03.728
3-	27.122	99.8	31.441	14.766	97.8	15.809	32.038	82.0	2:01.176	73.89	7.743	11:18:04.904
4-	26.435	105.3	31.121	14.646	101.5	16.051	31.269	83.4	1:59.522	74.91	6.089	11:20:04.426
5-	26.045	102.6	32.077	14.763	99.5	15.328	31.639	84.4	1:59.852	74.71	6.419	11:22:04.278
6-	24.846	103.5	30.427	14.189	110.7	15.161	30.976	84.6	1:55.599	77.46	2.166	11:23:59.877
7-	24.300	104.8	29.526	14.835	103.0	14.824	30.102	84.6	1:53.587 (2)	78.83	0.154	11:25:53.464
8-	24.788	101.3	30.550	14.292	103.7	14.937	29.960	86.1	1:54.527	78.18	1.094	11:27:47.991
9-	25.090	98.5	29.739	14.207	109.4	14.876	37.369	78.9	2:01.281	73.83	7.848	11:29:49.272
10-	24.685	105.0	29.862	14.212	109.4	14.682	29.992	84.8	1:53.433 (1)	78.94		11:31:42.705
11-	24.567	102.6	30.087	14.388	110.7	14.489	30.097	80.0	1:53.628 (3)	78.80	0.195	11:33:36.333
12-	25.039	99.4	30.816	14.580	109.6	14.457	IN PIT		1:56.945 P	76.56	3.512	11:35:33.278
13-	OUTLAP	92.8	31.576	14.509	110.5	14.530	29.655	85.6	4:59.111	29.93	3:05.678	11:40:32.389

P34 87 Jamie EDWARDS Nykos - Kinpac Racing												
IDEAL LAP TIME : 1:52.290		BEST LAP TIME : 1:53.550		DIFFERENCE : 1.260								
LAP	SECTOR 1	SECTOR 2	SECTOR 3	SECTOR 4	SECTOR 5	LAP TIME	MPH	DIFF	TIME OF DAY			
1-	OUTLAP	75.2	34.992	14.725	111.6	15.841	31.472	84.6		11:12:08.632		
2-	26.224	87.8	32.370	14.748	113.3	15.520	30.579	84.8	1:59.441	74.96	5.891	11:14:08.073
3-	24.970	93.7	31.560	14.550	111.8	14.490	30.124	82.6	1:55.694	77.39	2.144	11:16:03.767
4-	24.763	96.4	30.903	14.527	110.7	14.663	IN PIT		2:01.609 P	73.63	8.059	11:18:05.376
5-	OUTLAP	80.1	32.627	14.826	109.6	14.491	30.487	82.5	5:18.767	28.09	3:25.217	11:23:24.143
6-	24.965	101.5	30.946	14.366	110.9	14.318	30.068	83.4	1:54.663 (3)	78.09	1.113	11:25:18.806
7-	24.397	104.3	30.269	14.356	109.4	13.872	IN PIT		1:55.985 P	77.20	2.435	11:27:14.791
8-	OUTLAP	84.5	31.300	14.923	110.7	15.069	30.178	82.6	2:59.111	49.99	1:05.561	11:30:13.902
9-	24.989	95.4	30.233	14.463	109.8	14.168	31.336	83.0	1:55.189	77.73	1.639	11:32:09.091
10-	24.699	100.0	30.335	14.211	111.1	15.145	29.946	83.7	1:54.336 (2)	78.31	0.786	11:34:03.427
11-	26.376	94.7	30.666	14.411	109.8	14.308	29.705	82.8	1:55.466	77.55	1.916	11:35:58.893
12-	24.405	97.8	30.879	14.221	110.0	14.303	29.742	83.3	1:53.550 (1)	78.85		11:37:52.443
13-	24.595	102.1	30.577	14.083	110.9	14.049	IN PIT		1:54.753 P	78.03	1.203	11:39:47.196

P35 72 Cameron HORSMAN EE125 - FAB-Racing												
IDEAL LAP TIME : 1:55.600		BEST LAP TIME : 1:58.515		DIFFERENCE : 2.915								
LAP	SECTOR 1	SECTOR 2	SECTOR 3	SECTOR 4	SECTOR 5	LAP TIME	MPH	DIFF	TIME OF DAY			
1-	OUTLAP	76.6	36.156	16.180	99.8	16.443	32.272	82.9				11:13:53.724
2-	26.233	83.1	33.246	15.407	109.4	15.944	31.197	84.6	2:02.027 (2)	73.38	3.512	11:15:55.751
3-	26.202	88.0	33.285	15.287	105.3	15.902	31.791	83.8	2:02.467 (3)	73.11	3.952	11:17:58.218
4-	25.908	90.9	32.466	14.974	109.1	14.669	30.498	85.5	1:58.515 (1)	75.55		11:19:56.733
5-	26.772	77.6	34.489	15.810	104.8	17.399	33.010	81.7	2:07.480	70.24	8.965	11:22:04.213
6-	26.037	79.9	32.826	15.254	104.6	15.925	IN PIT		2:04.824 P	71.73	6.309	11:24:09.037
7-	OUTLAP	90.8	32.465	15.429	108.7	15.727	30.400	86.1	3:17.597	45.31	1:19.082	11:27:26.634
8-	24.447	97.8	31.415	14.669	110.0	15.424	IN PIT		2:01.936 P	73.43	3.421	11:29:28.570

P36 11 Stephen CAMPBELL Honda - Campbell Racing												
IDEAL LAP TIME : 1:56.348		BEST LAP TIME :		DIFFERENCE :								
LAP	SECTOR 1	SECTOR 2	SECTOR 3	SECTOR 4	SECTOR 5	LAP TIME	MPH	DIFF	TIME OF DAY			
1-	OUTLAP	84.6	32.506	14.396	114.1	14.503	30.444	84.4				11:12:29.564

P37 4 Louis VALLELEY KTM - CM Racing												
IDEAL LAP TIME :		BEST LAP TIME :		DIFFERENCE :								
LAP	SECTOR 1	SECTOR 2	SECTOR 3	SECTOR 4	SECTOR 5	LAP TIME	MPH	DIFF	TIME OF DAY			
1-	OUTLAP	75.4	37.653	17.373	89.5	17.585	IN PIT		P			11:21:31.632

Weather / Track : Cloudy / Dry

Donington Park GP
Circuit Length = 2.4873 miles
Start: 11:10 Flag 11:40 End: 11:42

MCRCB BULLETIN TK018**2015 MCE British Superbike Championship - Round 1****2015 HEL British Motostar Championship****FREE PRACTICE - BEST SPEEDS**

POS	INTERMEDIATE 1		INTERMEDIATE 2		INTERMEDIATE 3		INTERMEDIATE 4		FINISH LINE	
	NO	NAME MPH	NO	NAME MPH	NO	NAME MPH	NO	NAME MPH	NO	NAME MPH
1	86	NESBITT 120.4			52	BOERBOOM 126.8			6	TAYLOR 95.9
2	28	RAY 120.2			95	DEROUE 126.1			95	DEROUE 95.2
3	26	SAEZ 119.1			47	ARCHER 124.5			47	ARCHER 93.9
4	2	THOMAS 117.3			27	POLDEN 123.8			27	POLDEN 93.2
5	42	SLOOTEN 117.3			28	RAY 122.6			52	BOERBOOM 93.1
6	35	LODGE 117.1			35	LODGE 122.6			35	LODGE 92.7
7	1	RENDELL 116.9			42	SLOOTEN 122.4			86	NESBITT 92.7
8	65	OWENS 116.3			86	NESBITT 122.4			42	SLOOTEN 92.3
9	25	BROUWERS 115.1			6	TAYLOR 122.2			64	DURHAM 92.0
10	70	LONGSHAW 114.9			64	DURHAM 122.2			77	PERSSON 91.6
11	52	BOERBOOM 113.5			71	BEINLICH 122.2			28	RAY 91.2
12	95	DEROUE 113.5			74	THOMPSON 120.9			74	THOMPSON 91.1
13	54	OWEN 113.1			26	SAEZ 120.6			26	SAEZ 90.8
14	62	VAN DER VALK 112.9			2	THOMAS 119.6			71	BEINLICH 90.8
15	6	TAYLOR 112.7			44	BEST 119.6			62	VAN DER VALK 90.7
16	64	DURHAM 112.4			1	RENDELL 119.4			44	BEST 90.4
17	24	RODINK 111.6			62	VAN DER VALK 119.1			2	THOMAS 90.2
18	74	THOMPSON 111.6			70	LONGSHAW 118.9			20	MARKLUND 90.2
19	3	CLAYTON 111.4			13	BURMAN 118.7			98	DE VRIES 89.8
20	44	BEST 110.9			17	JONKER 118.5			1	RENDELL 89.6
21	47	ARCHER 110.3			21	KERR 118.5			3	CLAYTON 89.3
22	13	BURMAN 108.9			77	PERSSON 118.5			21	KERR 89.2
23	98	DE VRIES 108.4			25	BROUWERS 118.3			13	BURMAN 89.1
24	27	POLDEN 108.0			20	MARKLUND 117.7			70	LONGSHAW 88.9
25	71	BEINLICH 107.3			98	DE VRIES 117.1			17	JONKER 88.7
26	34	DELVES 106.8			3	CLAYTON 116.9			65	OWENS 88.2
27	21	KERR 106.8			65	OWENS 116.3			24	RODINK 88.0
28	97	MOORE 105.3			16	SAWFORD 115.5			16	SAWFORD 87.7
29	20	MARKLUND 104.8			54	OWEN 115.3			34	DELVES 87.7
30	87	EDWARDS 104.3			7	ASHBY 115.1			25	BROUWERS 87.7
31	17	JONKER 104.0			34	DELVES 114.7			7	ASHBY 86.4
32	7	ASHBY 103.5			11	CAMPBELL 114.1			54	OWEN 86.2
33	16	SAWFORD 103.4			24	RODINK 113.7			72	HORSMAN 86.1
34	77	PERSSON 98.5			87	EDWARDS 113.3			97	MOORE 86.1
35	72	HORSMAN 97.8			97	MOORE 110.7			87	EDWARDS 84.8
36	11	CAMPBELL 96.4			72	HORSMAN 110.0			11	CAMPBELL 84.4
37	4	VALLELEY 84.5			4	VALLELEY 89.5				

Weather / Track : Cloudy / Dry

Donington Park GP
Circuit Length = 2.4873 miles
Start: 11:10 Flag 11:40 End: 11:42Results can be found at www.tsl-timing.com

Printed - 11:44 Saturday, 04 April 2015

MCRCB BULLETIN TK019

2015 MCE British Superbike Championship - Round 1

2015 HEL British Motostar Championship

FREE PRACTICE - BEST SECTORS

SECTOR 1		SECTOR 2		SECTOR 3		SECTOR 4		SECTOR 5		IDEAL / BEST COMPARISON							
POS	NO	TIME	NO	TIME	NO	TIME	NO	TIME	NO	TIME	POS	NO	NAME	IDEAL	BEST	DIFF	
														PERFECT LAP	1:39.528		
1	6	21.398	6	26.714	6	12.910	52	12.304	6	26.202	1	6	TAYLOR	1:39.707	1:40.333	0.626	
2	28	21.744	28	27.090	52	13.044	28	12.359	28	26.277	2	28	RAY	1:40.686	1:40.899	0.213	
3	95	21.751	86	27.247	86	13.104	95	12.377	95	26.359	3	95	DEROUE	1:40.926	1:41.237	0.311	
4	86	21.859	95	27.296	95	13.143	1	12.481	86	26.405	4	86	NESBITT	1:41.166	1:41.805	0.639	
5	52	22.172	52	27.351	28	13.216	6	12.483	52	26.728	5	52	BOERBOOM	1:41.599	1:41.799	0.200	
6	47	22.180	26	27.565	27	13.257	86	12.551	26	26.867	6	26	SAEZ	1:43.043	1:43.582	0.539	
7	2	22.202	1	27.678	47	13.258	71	12.670	2	26.983	7	1	RENDELL	1:43.079	1:43.468	0.389	
8	27	22.262	64	27.832	2	13.347	65	12.683	71	26.989	8	2	THOMAS	1:43.199	1:43.457	0.258	
9	1	22.377	27	27.836	35	13.381	2	12.684	1	27.023	9	35	LODGE	1:43.739	1:44.369	0.630	
10	26	22.402	35	27.860	64	13.409	35	12.757	42	27.067	10	71	BEINLICH	1:43.857	1:44.366	0.509	
11	62	22.409	42	27.934	26	13.444	26	12.765	65	27.075	11	74	THOMPSON	1:43.895	1:44.290	0.395	
12	74	22.420	74	27.965	62	13.469	74	12.815	64	27.192	12	27	POLDEN	1:43.909	1:43.909	0.000	
13	64	22.491	2	27.983	74	13.476	47	12.836	74	27.219	13	47	ARCHER	1:43.926	1:44.173	0.247	
14	35	22.494	65	27.988	1	13.520	42	12.910	35	27.247	14	64	DURHAM	1:43.993	1:44.188	0.195	
15	71	22.495	47	28.081	42	13.523	62	12.993	62	27.278	15	42	SLOOTEN	1:44.070	1:44.382	0.312	
16	42	22.636	71	28.151	71	13.552	27	13.009	27	27.545	16	65	OWENS	1:44.097	1:44.723	0.626	
17	65	22.657	62	28.154	25	13.668	25	13.051	47	27.571	17	62	VAN DER VALK	1:44.303	1:44.839	0.536	
18	70	23.023	25	28.445	65	13.694	64	13.069	70	27.682	18	25	BROUWERS	1:46.421	1:46.442	0.021	
19	25	23.032	24	28.611	70	13.698	20	13.297	98	27.721	19	70	LONGSHAW	1:46.565	1:46.888	0.323	
20	34	23.080	34	28.796	98	13.701	17	13.321	25	28.225	20	98	DE VRIES	1:46.882	1:47.671	0.789	
21	17	23.178	70	28.818	54	13.707	21	13.331	44	28.263	21	24	RODINK	1:47.490	1:47.628	0.138	
22	98	23.233	98	28.877	20	13.793	70	13.344	24	28.269	22	34	DELVES	1:48.027	1:48.404	0.377	
23	21	23.286	13	28.933	24	13.826	98	13.350	20	28.528	23	44	BEST	1:48.189	1:48.549	0.360	
24	3	23.322	54	29.002	34	13.838	16	13.375	16	28.543	24	21	KERR	1:48.273	1:48.764	0.491	
25	44	23.350	7	29.124	21	13.849	24	13.388	21	28.572	25	54	OWEN	1:48.326	1:48.745	0.419	
26	24	23.396	3	29.170	7	13.853	7	13.470	7	28.589	26	17	JONKER	1:48.538	1:48.791	0.253	
27	20	23.494	17	29.215	44	13.867	13	13.480	54	28.610	27	13	BURMAN	1:48.648	1:48.896	0.248	
28	54	23.508	44	29.222	13	13.885	44	13.487	34	28.658	28	7	ASHBY	1:48.798	1:48.997	0.199	
29	13	23.570	21	29.235	17	14.039	54	13.499	13	28.780	29	20	MARKLUND	1:48.893	1:48.893	0.000	
30	16	23.629	97	29.526	16	14.081	34	13.655	17	28.785	30	16	SAWFORD	1:49.276	1:49.276	0.000	
31	77	23.742	16	29.648	87	14.083	3	13.726	3	28.938	31	3	CLAYTON	1:49.371	1:49.588	0.217	
32	7	23.762	20	29.781	77	14.169	77	13.770	77	29.426	32	77	PERSSON	1:51.419	1:51.562	0.143	
33	97	24.300	87	30.233	97	14.189	87	13.872	97	29.655	33	97	MOORE	1:52.127	1:53.433	1.306	
34	87	24.397	77	30.312	3	14.215	97	14.457	87	29.705	34	87	EDWARDS	1:52.290	1:53.550	1.260	
35	72	24.447	72	31.415	11	14.396	11	14.503	72	30.400	35	72	HORSMAN	1:55.600	1:58.515	2.915	
36	11	24.499	11	32.506	72	14.669	72	14.669	11	30.444	36	11	CAMPBELL	1:56.348			
37			4	34.795	4	17.373	4	17.585			37	4	VALLELEY				

Weather / Track : Cloudy / Dry

Donington Park GP
 Circuit Length = 2.4873 miles
 Start: 11:10 Flag 11:40 End: 11:42

Results can be found at www.tsl-timing.com

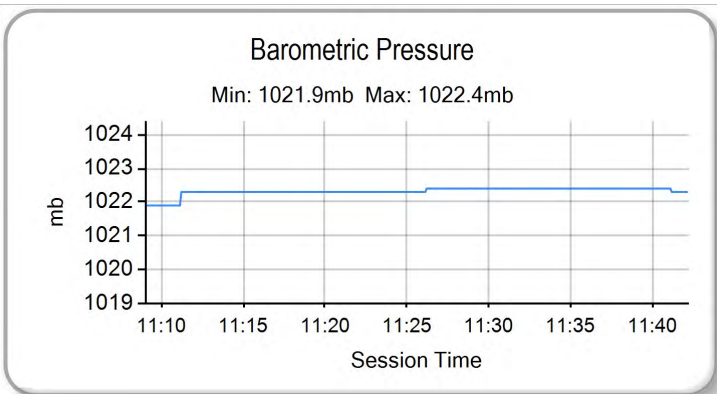
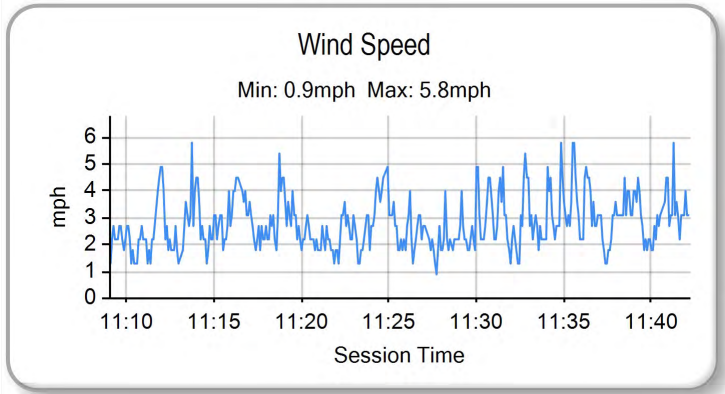
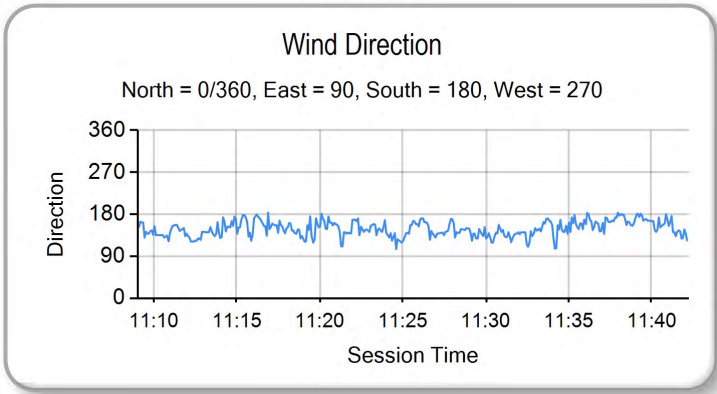
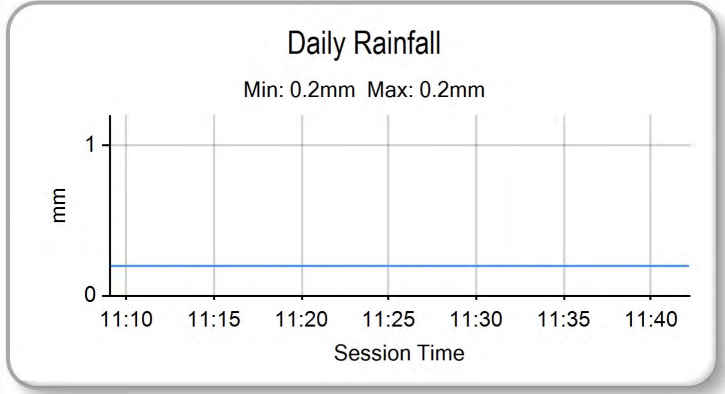
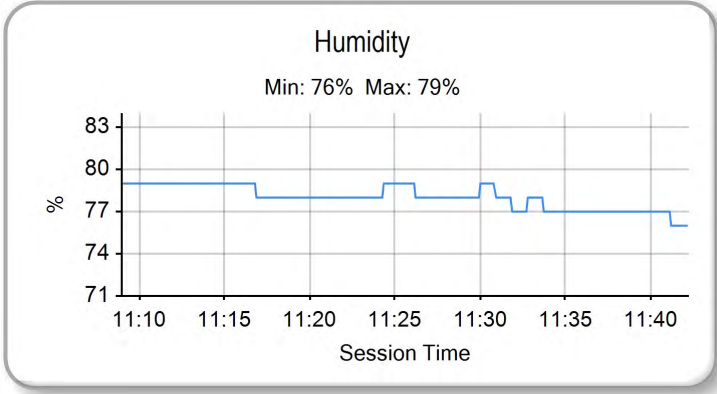
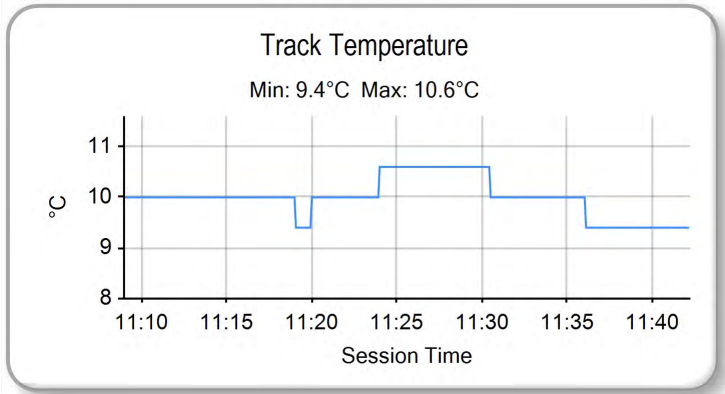
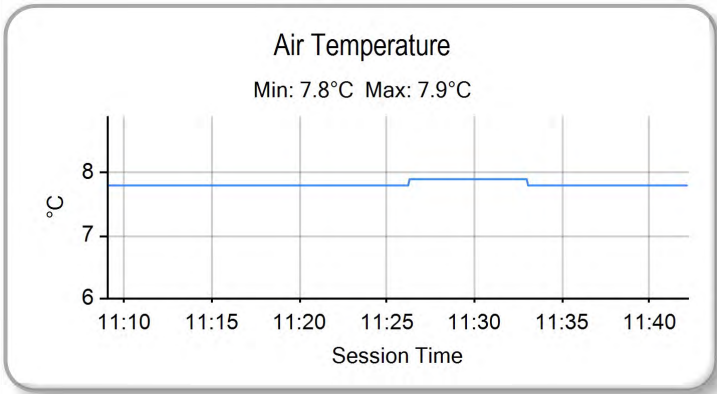
Printed - 11:44 Saturday, 04 April 2015

MCRCB BULLETIN TK020

2015 MCE British Superbike Championship - Round 1

2015 HEL British Motostar Championship

FREE PRACTICE - WEATHER CONDITIONS



Weather / Track : Cloudy / Dry

Donington Park GP
Circuit Length = 2.4873 miles
Start: 11:10 Flag 11:40 End: 11:42

Results can be found at www.tsl-timing.com

Printed - 11:42 Saturday, 04 April 2015



POS	NO	CL	PIC NAME	ENTRY	TIME	ON	LAPS	GAP	DIFF	MPH
1	95	M3	1 Scott DEROUE	KTM - Redline KTM	1:39.286	14	14			90.18
2	28	M3	2 Brad RAY	KTM - Redline KTM/FAB Racing	1:39.525	3	15	0.239	0.239	89.97
3	6	M3	3 Taz TAYLOR	KTM - RS racing	1:40.135	6	7	0.849	0.610	89.42
4	52	M3	4 Jorel BOERBOOM	Kalex KTM - FPW Racing	1:40.387	4	17	1.101	0.252	89.19
5	86	M3	5 Charlie NESBITT	Repli-Cast Moto 3 - Repli-Cast UK	1:40.847	13	13	1.561	0.460	88.79
6	26	M3	6 Dani SAEZ	Repli-Cast Moto 3 - Repli-Cast - Armstrong	1:40.927	9	15	1.641	0.080	88.72
7	1	M3	7 Edward RENDELL	Honda - Banks Racing	1:41.298	10	14	2.012	0.371	88.39
8	74	M3	8 Joseph THOMPSON	Repli-Cast Moto 3 - Repli-Cast UK	1:41.375	3	18	2.089	0.077	88.33
9	47	M3	9 Jake ARCHER	Honda - RS Racing	1:42.104	17	18	2.818	0.729	87.69
10	35	M3	10 Elliot LODGE	Honda - Essential Team Racing / SP125	1:42.231	17	17	2.945	0.127	87.59
11	64	M3	11 Asher DURHAM	Honda - Cresswell Racing / Total Hire & Sales	1:42.418	16	16	3.132	0.187	87.43
12	62	M3	12 Vasco VAN DER VALK	Honda - Team ILR / Vasco62.nl	1:42.768	16	17	3.482	0.350	87.13
13	42	M3	13 Brian SLOOTEN	Honda - Bakker Frames Holland	1:42.811	15	17	3.525	0.043	87.09
14	2	M3	14 Joe THOMAS	Honda - Team ILR	1:42.828	15	16	3.542	0.017	87.08
15	65		1 Josh OWENS	Honda - JPL Racing	1:43.026	15	15	3.740	0.198	86.91
16	27	M3	15 Georgina POLDEN	KTM - RS Racing	1:43.554	8	13	4.268	0.528	86.47
17	25	M3	16 Mike BROUWERS	Honda - Joma / Brouwersracingteam	1:44.025	16	16	4.739	0.471	86.07
18	16		2 Andrew SAWFORD	Aprilia - St Neots Motorcycle Co Ltd	1:45.356	11	15	6.070	1.331	84.99
19	44	M3	17 Edmund BEST	Honda - SymCirrus Motorsport	1:45.468	11	14	6.182	0.112	84.90
20	98	M3	18 Tomas DE VRIES	Honda - DAT Racing	1:46.006	12	15	6.720	0.538	84.47
21	34		3 Liam DELVES	Honda - Crucials Sauce / Banks Racing	1:46.092	15	15	6.806	0.086	84.40
22	24		4 Tasia RODINK	Honda - Promemo Racing	1:46.175	12	15	6.889	0.083	84.33
23	21	M3	19 Richard KERR	Honda - Bob Wylie Racing	1:46.389	16	17	7.103	0.214	84.16
24	17		5 Wesley JONKER	Luyten Honda - Racing Family	1:46.630	14	16	7.344	0.241	83.97
25	13	M3	20 Sam BURMAN	Honda - WNT / Burman Racing	1:46.633	15	16	7.347	0.003	83.97
26	3		6 Mark CLAYTON	Honda - SP125 / Refined Recruitment	1:46.667	14	17	7.381	0.034	83.94
27	7		7 Jamie ASHBY	Honda - SP125 / JPA Racing	1:47.651	17	17	8.365	0.984	83.18
28	70		8 Ryan LONGSHAW	Honda - RCD Motorsport	1:47.850	2	2	8.564	0.199	83.02
29	97		9 Adam MOORE	KTM - Cresswell Racing	1:48.620	15	15	9.334	0.770	82.43

QUALIFYING LAPTIME (110.0% of 1:39.286) = 1:49.214

30	11		10 Stephen CAMPBELL	Honda - Campbell Racing	1:49.717	11	13	10.431	1.097	81.61
31	87		11 Jamie EDWARDS	Nykos - Kinpac Racing	1:50.807	2	2	11.521	1.090	80.81
32	77	M3	21 Alex PERSSON	Kalex KTM - Racing Team Noord Nederland	1:53.202	4	5	13.916	2.395	79.10
33	72		12 Cameron HORSMAN	Honda - FAB-Racing	1:53.501	7	10	14.215	0.299	78.89
34	54		13 Bryn OWEN	Honda - Bryn Taff Racing	1:54.156	2	2	14.870	0.655	78.44
35	4		14 Louis VALLELEY	KTM - CM Racing	1:55.388	5	9	16.102	1.232	77.60
36	99	M3	22 Miguel CORREIA-LOURENCO	Kalex KTM - Racing Team Noord Nederland	2:05.607	2	6	26.321	10.219	71.28
37	20	M3	23 Joel MARKLUND	Honda - Marklund Solutions			2			

Donington Park GP

Circuit Length = 2.4873 miles

Start: 16:10 Flag 16:40 End: 16:41

Weather / Track : Cloudy / Dry

These results are provisional until the conclusion of any judicial and technical matters.

Race Director :	Stewards :	Timekeeper :
-----------------	------------	--------------

Results can be found at www.britishsuperbike.com

Printed - 16:42 Saturday, 04 April 2015

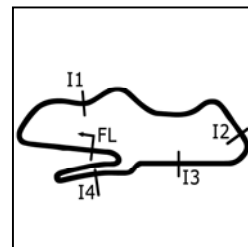


MCRCB BULLETIN TK052

2015 MCE British Superbike Championship - Round 1

2015 HEL British Motostar Championship

QUALIFYING 1 - SECTOR ANALYSIS



SECTOR 1 = FL to I1, SECTOR 2 = I1 to I2, SECTOR 3 = I2 to I3, SECTOR 4 = I3 to I4, SECTOR 5 = I4 to FL, DIFF = Difference To Personal Best Lap

15-	22.474	117.9	27.531	13.364	120.9	12.650	26.792	91.6	1:42.811 (1)	87.09		16:37:11.875
16-	22.377	118.1	27.680	13.406	120.6	12.831	26.919	91.3	1:43.213 (2)	86.75	0.402	16:38:55.088
17-	22.754	114.3	27.985	13.342	121.7	12.757	26.626	91.1	1:43.464 (3)	86.54	0.653	16:40:38.552

P14 2 M3 Joe THOMAS			Honda - Team ILR									
IDEAL LAP TIME : 1:42.200			BEST LAP TIME : 1:42.828					DIFFERENCE : 0.628				
LAP	SECTOR 1	SECTOR 2	SECTOR 3	SECTOR 4	SECTOR 5	LAP TIME	MPH	DIFF	TIME OF DAY			
1-	OUTLAP	95.8	29.779	13.663	117.5	13.517	IN PIT	P				16:11:51.517
2-	OUTLAP	110.7	29.440	13.528	117.9	13.409	27.811	88.8	2:42.464	55.11	59.636	16:14:33.981
3-	22.713	106.1	28.947	15.697	116.9	13.679	27.471	90.3	1:48.507	82.52	5.679	16:16:22.488
4-	22.654	105.6	28.763	13.600	119.4	12.872	IN PIT	P	1:44.770	85.46	1.942	16:18:07.258
5-	OUTLAP	114.5	28.523	13.472	119.8	13.164	27.559	89.4	1:59.490	74.93	16.662	16:20:06.748
6-	22.650	116.9	28.249	13.374	118.9	13.101	26.881	90.1	1:44.255	85.88	1.427	16:21:51.003
7-	22.272	115.5	28.043	13.316	120.4	13.297	27.078	90.2	1:44.006	86.09	1.178	16:23:35.009
8-	22.521	115.5	28.337	13.513	118.1	13.025	26.970	89.9	1:44.366	85.79	1.538	16:25:19.375
9-	22.536	112.2	28.173	13.440	118.7	12.977	27.189	84.8	1:44.315	85.84	1.487	16:27:03.690
10-	22.844	103.0	28.844	13.811	117.7	13.075	IN PIT	P	1:45.408	84.95	2.580	16:28:49.098
11-	OUTLAP	103.0	28.645	13.511	118.7	12.870	27.530	89.1	4:03.842	36.72	2:21.014	16:32:52.940
12-	22.497	116.9	27.821	13.361	119.6	12.945	26.893	90.6	1:43.517	86.50	0.689	16:34:36.457
13-	22.293	115.7	28.023	13.260	120.0	12.881	26.688	90.6	1:43.145 (2)	86.81	0.317	16:36:19.602
14-	22.527	113.3	28.217	13.351	120.4	12.677	26.666	90.8	1:43.438	86.56	0.610	16:38:03.040
15-	22.068	116.7	27.851	13.326	119.1	12.749	26.834	90.2	1:42.828 (1)	87.08		16:39:45.868
16-	22.632	113.5	27.529	13.285	118.9	12.996	26.991	90.8	1:43.433 (3)	86.57	0.605	16:41:29.301

P15 65 Josh OWENS			Honda - JPL Racing									
IDEAL LAP TIME : 1:42.576			BEST LAP TIME : 1:43.026					DIFFERENCE : 0.450				
LAP	SECTOR 1	SECTOR 2	SECTOR 3	SECTOR 4	SECTOR 5	LAP TIME	MPH	DIFF	TIME OF DAY			
1-	OUTLAP	70.8	32.330	14.127	114.5	13.784	29.604	86.9				16:12:03.594
2-	23.539	107.7	28.691	13.822	114.7	13.384	28.832	87.3	1:48.268	82.70	5.242	16:13:51.862
3-	23.390	102.7	29.276	13.834	114.5	13.141	28.347	86.9	1:47.988	82.92	4.962	16:15:39.850
4-	23.014	114.9	28.344	13.900	114.1	13.155	27.865	87.0	1:46.278	84.25	3.252	16:17:26.128
5-	22.696	113.5	27.971	13.676	115.3	12.906	27.491	87.3	1:44.740	85.49	1.714	16:19:10.868
6-	22.529	114.1	27.945	13.495	117.5	12.744	27.360	87.8	1:44.073	86.04	1.047	16:20:54.941
7-	22.600	113.9	28.151	13.788	111.1	13.317	IN PIT	P	1:45.526	84.85	2.500	16:22:40.467
8-	OUTLAP	104.2	28.920	13.931	113.5	13.319	27.778	86.9	6:11.548	24.10	4:28.522	16:28:52.015
9-	22.755	115.1	28.195	13.548	116.1	12.800	27.525	89.1	1:44.823	85.42	1.797	16:30:36.838
10-	22.478	118.5	27.646	13.607	115.9	12.662	27.012	89.3	1:43.405 (3)	86.59	0.379	16:32:20.243
11-	22.297	117.9	27.662	13.338	118.1	12.800	27.249	88.3	1:43.346 (2)	86.64	0.320	16:34:03.589
12-	23.047	105.8	28.056	13.533	115.7	12.771	27.665	88.9	1:45.072	85.22	2.046	16:35:48.661
13-	22.384	113.5	27.522	13.458	116.5	13.075	27.284	88.0	1:43.723	86.33	0.697	16:37:32.384
14-	22.654	113.7	27.440	13.506	115.1	12.612	27.303	88.9	1:43.515	86.50	0.489	16:39:15.899
15-	22.342	117.5	27.421	13.639	116.3	12.716	26.908	88.8	1:43.026 (1)	86.91		16:40:58.925

P16 27 M3 Georgina POLDEN			KTM - RS Racing									
IDEAL LAP TIME : 1:43.204			BEST LAP TIME : 1:43.554					DIFFERENCE : 0.350				
LAP	SECTOR 1	SECTOR 2	SECTOR 3	SECTOR 4	SECTOR 5	LAP TIME	MPH	DIFF	TIME OF DAY			
1-	OUTLAP	88.5	30.658	13.657	122.9	13.670	29.354	91.1				16:11:52.581
2-	22.483	109.8	28.869	14.298	121.5	13.578	29.010	90.6	1:48.238	82.72	4.684	16:13:40.819
3-	22.464	109.2	28.058	13.407	123.5	13.323	IN PIT	P	1:44.399	85.77	0.845	16:15:25.218
4-	OUTLAP	99.5	28.675	13.572	123.3	13.214	28.189	90.7	3:06.302	48.06	1:22.748	16:18:31.520
5-	22.852	103.8	28.816	13.687	122.2	13.524	IN PIT	P	1:47.867	83.01	4.313	16:20:19.387
6-	OUTLAP	93.8	29.636	13.675	122.6	13.292	29.291	92.4	8:31.592	17.50	6:48.038	16:28:50.979
7-	22.771	106.0	27.800	13.340	123.8	13.076	27.907	93.9	1:44.894	85.36	1.340	16:30:35.873
8-	22.118	107.3	28.030	13.252	124.0	12.842	27.312	93.2	1:43.554 (1)	86.47		16:32:19.427
9-	22.356	110.7	27.910	13.277	123.3	12.898	27.852	93.1	1:44.293 (2)	85.85	0.739	16:34:03.720
10-	22.685	103.8	27.763	13.173	123.8	13.214	27.767	92.5	1:44.602	85.60	1.048	16:35:48.322
11-	22.114	104.5	27.778	13.367	123.1	13.189	27.902	92.5	1:44.350 (3)	85.81	0.796	16:37:32.672
12-	22.687	100.1	28.198	13.454	123.8	12.989	27.966	92.5	1:45.294	85.04	1.740	16:39:17.966
13-	22.490	110.7	27.885	13.260	123.1	13.110	27.684	93.3	1:44.429	85.74	0.875	16:41:02.395

Weather / Track : Cloudy / Dry

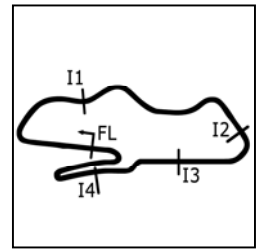
Donington Park GP
Circuit Length = 2.4873 miles
Start: 16:10 Flag 16:40 End: 16:41

MCRCB BULLETIN TK052

2015 MCE British Superbike Championship - Round 1

2015 HEL British Motostar Championship

QUALIFYING 1 - SECTOR ANALYSIS



SECTOR 1 = FL to I1, SECTOR 2 = I1 to I2, SECTOR 3 = I2 to I3, SECTOR 4 = I3 to I4, SECTOR 5 = I4 to FL, DIFF = Difference To Personal Best Lap

1-	OUTLAP	93.3	30.944	14.019	117.5	13.698	29.413	88.0				16:11:53.766
2-	23.510	103.7	28.677	13.650	118.1	13.306	28.860	88.2	1:48.003	82.90	1.997	16:13:41.769
3-	23.307	101.9	28.631	13.540	118.7	13.329	28.732	88.7	1:47.539	83.26	1.533	16:15:29.308
4-	24.145	98.8	28.756	14.177	115.7	13.186	29.328	81.0	1:49.592	81.70	3.586	16:17:18.900
5-	23.704	104.8	28.556	13.580	118.7	13.276	27.967	88.7	1:47.083	83.62	1.077	16:19:05.983
6-	23.475	104.2	28.448	13.579	117.3	13.131	28.199	87.7	1:46.832 (3)	83.81	0.826	16:20:52.815
7-	23.258	106.3	28.243	13.774	116.3	13.394	28.431	87.0	1:47.100	83.60	1.094	16:22:39.915
8-	23.861	102.2	29.061	14.054	110.3	13.708	IN PIT		1:51.271	P 80.47	5.265	16:24:31.186
9-	OUTLAP	96.4	29.320	13.890	115.1	13.405	28.386	87.3	6:20.207	23.55	4:34.201	16:30:51.393
10-	23.477	104.5	32.230	13.893	115.5	13.287	27.598	88.1	1:50.485	81.04	4.479	16:32:41.878
11-	23.495	93.9	29.245	13.758	115.9	13.233	27.911	88.2	1:47.642	83.18	1.636	16:34:29.520
12-	23.142	103.7	28.320	13.770	115.1	13.240	27.534	88.6	1:46.006 (1)	84.47		16:36:15.526
13-	23.496	99.2	31.236	13.484	117.5	13.206	27.563	87.8	1:48.985	82.16	2.979	16:38:04.511
14-	23.211	105.8	28.367	13.590	115.3	13.234	28.206	88.2	1:46.608 (2)	83.99	0.602	16:39:51.119
15-	23.362	103.5	28.727	13.839	113.9	13.042	27.918	88.1	1:46.888	83.77	0.882	16:41:38.007

P21	34	Liam DELVES	Honda - Crucials Sauce / Banks Racing									
IDEAL LAP TIME : 1:46.020			BEST LAP TIME : 1:46.092				DIFFERENCE : 0.072					
LAP	SECTOR 1	SECTOR 2	SECTOR 3	SECTOR 4	SECTOR 5	LAP TIME	MPH	DIFF	TIME OF DAY			
1-	OUTLAP	92.1	33.155	14.712	113.5	14.127	31.494	86.1			16:12:09.332	
2-	23.740	109.4	29.406	14.120	115.5	14.186	30.267	87.0	1:51.719	80.15	5.627	16:14:01.051
3-	23.525	106.1	29.296	15.017	107.5	14.624	30.082	86.6	1:52.544	79.56	6.452	16:15:53.595
4-	23.873	106.6	29.605	14.142	113.3	13.769	28.909	87.0	1:50.298	81.18	4.206	16:17:43.893
5-	23.341	108.4	29.133	14.295	111.4	13.690	28.823	86.3	1:49.282	81.93	3.190	16:19:33.175
6-	23.448	106.3	28.872	13.841	114.7	13.606	28.297	86.9	1:48.064	82.86	1.972	16:21:21.239
7-	23.271	109.8	28.644	13.764	114.7	13.634	28.844	85.8	1:48.157	82.79	2.065	16:23:09.396
8-	23.210	110.7	28.512	13.804	116.3	13.821	28.309	87.0	1:47.656	83.17	1.564	16:24:57.052
9-	23.108	109.4	28.562	13.981	114.9	13.345	28.561	87.2	1:47.557	83.25	1.465	16:26:44.609
10-	23.127	106.5	28.752	14.408	113.1	14.523	IN PIT		1:52.454	P 79.62	6.362	16:28:37.063
11-	OUTLAP	101.6	29.651	14.055	114.1	13.974	28.813	86.9	4:57.584	30.09	3:11.492	16:33:34.647
12-	23.181	107.0	28.546	13.709	115.9	13.529	28.138	88.3	1:47.103	83.60	1.011	16:35:21.750
13-	23.063	108.5	28.601	13.717	116.3	13.404	27.908	87.7	1:46.693 (2)	83.92	0.601	16:37:08.443
14-	23.062	110.3	28.471	13.741	114.7	13.345	28.097	88.1	1:46.716 (3)	83.90	0.624	16:38:55.159
15-	23.008	111.8	28.052	13.721	116.3	13.405	27.906	88.1	1:46.092 (1)	84.40		16:40:41.251

P22	24	Tasia RODINK	Honda - Promemo Racing									
IDEAL LAP TIME : 1:45.661			BEST LAP TIME : 1:46.175				DIFFERENCE : 0.514					
LAP	SECTOR 1	SECTOR 2	SECTOR 3	SECTOR 4	SECTOR 5	LAP TIME	MPH	DIFF	TIME OF DAY			
1-	OUTLAP	91.3	30.519	14.007	115.7	13.811	29.610	88.2			16:11:59.329	
2-	23.236	108.7	29.313	14.048	116.1	13.606	IN PIT		1:50.773	P 80.83	4.598	16:13:50.102
3-	OUTLAP	90.0	29.439	14.682	116.1	13.575	29.029	87.3	2:52.252	51.98	1:06.077	16:16:42.354
4-	23.396	110.7	28.671	13.943	116.3	13.619	28.876	87.8	1:48.505	82.52	2.330	16:18:30.859
5-	23.209	107.2	28.825	13.799	117.3	13.375	28.625	87.3	1:47.833	83.04	1.658	16:20:18.692
6-	23.187	113.3	28.969	13.767	118.3	13.447	28.474	87.8	1:47.844	83.03	1.669	16:22:06.536
7-	23.208	113.9	28.307	13.657	118.1	13.287	28.392	88.0	1:46.851	83.80	0.676	16:23:53.387
8-	23.232	112.5	28.545	13.707	116.9	13.070	28.157	88.3	1:46.711 (3)	83.91	0.536	16:25:40.098
9-	23.115	112.4	28.142	13.662	116.7	13.272	28.230	88.9	1:46.421 (2)	84.14	0.246	16:27:26.519
10-	23.060	112.5	28.303	13.827	116.7	13.352	28.265	88.0	1:46.807	83.83	0.632	16:29:13.326
11-	23.049	116.5	28.981	13.597	118.5	13.245	28.076	88.4	1:46.948	83.72	0.773	16:31:00.274
12-	22.776	112.0	28.179	13.784	117.7	13.353	28.083	88.0	1:46.175 (1)	84.33		16:32:46.449
13-	23.072	109.1	28.549	14.008	117.1	13.402	29.050	84.2	1:48.081	82.84	1.906	16:34:34.530
14-	23.783	103.2	29.084	13.598	118.7	13.201	28.157	88.4	1:47.823	83.04	1.648	16:36:22.353
15-	22.982	112.7	29.195	13.855	115.7	13.588	IN PIT		1:49.780	P 81.56	3.605	16:38:12.133

P23	21	M3	Richard KERR	Honda - Bob Wylie Racing									
IDEAL LAP TIME : 1:45.976			BEST LAP TIME : 1:46.389				DIFFERENCE : 0.413						
LAP	SECTOR 1	SECTOR 2	SECTOR 3	SECTOR 4	SECTOR 5	LAP TIME	MPH	DIFF	TIME OF DAY				
1-	OUTLAP	83.4	31.559	14.525	117.5	14.102	29.385	87.7			16:12:02.120		
2-	23.765	105.0	29.288	14.137	117.1	13.520	28.818	87.6	1:49.528	81.75	3.139	16:13:51.648	
3-	23.395	100.3	29.166	14.648	116.9	13.754	28.521	88.1	1:49.484	81.78	3.095	16:15:41.132	
4-	23.149	104.2	29.000	14.256	117.1	13.619	28.275	88.2	1:48.299	82.68	1.910	16:17:29.431	
5-	23.380	105.5	29.448	14.093	116.9	13.741	32.287	87.1	1:52.949	79.27	6.560	16:19:22.380	

Donington Park GP
Circuit Length = 2.4873 miles
Start: 16:10 Flag 16:40 End: 16:41

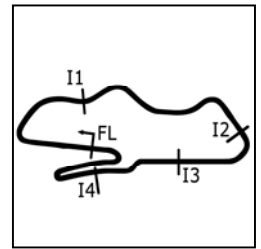
Weather / Track : Cloudy / Dry

MCRCB BULLETIN TK052

2015 MCE British Superbike Championship - Round 1

2015 HEL British Motostar Championship

QUALIFYING 1 - SECTOR ANALYSIS



SECTOR 1 = FL to I1, SECTOR 2 = I1 to I2, SECTOR 3 = I2 to I3, SECTOR 4 = I3 to I4, SECTOR 5 = I4 to FL, DIFF = Difference To Personal Best Lap

Rank	Time	106.8	29.193	13.911	117.1	13.542	28.192	88.2	1:48.399	82.60	2.010	16:21:10.779
6-	23.561	106.8	29.193	13.911	117.1	13.542	28.192	88.2	1:48.399	82.60	2.010	16:21:10.779
7-	23.373	99.7	29.750	13.987	115.9	13.426	33.174	87.3	1:53.710	78.74	7.321	16:23:04.489
8-	25.505	90.0	30.664	14.000	116.3	13.708	28.329	88.7	1:52.206	79.80	5.817	16:24:56.695
9-	23.322	102.6	29.185	13.895	117.9	13.388	28.002	87.8	1:47.792	83.07	1.403	16:26:44.487
10-	23.013	102.4	28.608	14.152	117.5	13.279	27.920	88.2	1:46.972	83.70	0.583	16:28:31.459
11-	22.989	105.8	28.900	13.904	116.5	13.658	27.882	88.1	1:47.333	83.42	0.944	16:30:18.792
12-	22.869	105.5	28.700	13.872	116.9	13.332	27.977	88.3	1:46.750 (2)	83.88	0.361	16:32:05.542
13-	23.124	100.1	28.991	13.804	116.7	13.409	28.154	88.9	1:47.482	83.31	1.093	16:33:53.024
14-	22.857	102.9	28.717	14.085	116.1	13.387	27.829	89.1	1:46.875 (3)	83.78	0.486	16:35:39.899
15-	22.973	103.4	28.913	13.839	115.9	13.691	27.964	90.3	1:47.380	83.39	0.991	16:37:27.279
16-	23.075	98.1	28.545	13.510	119.1	13.474	27.785	88.3	1:46.389 (1)	84.16		16:39:13.668
17-	22.913	104.6	29.117	13.913	117.9	14.561	34.862	69.7	1:55.366	77.61	8.977	16:41:09.034

P24 17 Wesley JONKER

Luyten Honda - Racing Family

IDEAL LAP TIME : 1:46.247

BEST LAP TIME : 1:46.630

DIFFERENCE : 0.383

LAP	SECTOR 1	SECTOR 2	SECTOR 3	SECTOR 4	SECTOR 5	LAP TIME	MPH	DIFF	TIME OF DAY			
1-	OUTLAP	90.4	30.123	14.074	118.5	13.383	29.486	87.2		16:11:56.738		
2-	23.139	104.8	29.158	13.832	117.1	13.364	28.832	87.3	1:48.325	82.66	1.695	16:13:45.063
3-	23.064	107.2	28.573	13.932	116.5	13.403	28.379	87.1	1:47.351	83.41	0.721	16:15:32.414
4-	23.028	102.6	28.677	14.104	116.9	13.294	28.218	88.2	1:47.321	83.43	0.691	16:17:19.735
5-	23.286	98.3	28.612	13.791	118.7	13.204	28.582	88.0	1:47.475	83.31	0.845	16:19:07.210
6-	23.422	100.7	29.070	13.799	117.5	13.533	IN PIT		1:48.947 P	82.19	2.317	16:20:56.157
7-	OUTLAP	101.9	29.685	13.982	117.7	13.791	29.667	87.6	3:06.281	48.06	1:19.651	16:24:02.438
8-	23.240	103.4	28.664	14.455	115.7	13.502	28.935	88.0	1:48.796	82.30	2.166	16:25:51.234
9-	22.764	116.7	28.745	13.878	116.7	13.245	28.126	87.5	1:46.758 (2)	83.87	0.128	16:27:37.992
10-	23.038	104.5	28.913	13.797	117.9	13.255	28.140	87.0	1:47.143	83.57	0.513	16:29:25.135
11-	23.056	104.8	28.725	13.712	117.7	13.107	28.185	87.8	1:46.785	83.85	0.155	16:31:11.920
12-	23.294	103.4	30.028	13.825	117.9	13.258	28.442	87.0	1:48.847	82.26	2.217	16:33:00.767
13-	22.797	108.7	28.601	13.795	117.5	13.106	28.535	87.5	1:46.834	83.81	0.204	16:34:47.601
14-	22.876	108.9	28.539	13.813	117.7	13.148	28.254	87.5	1:46.630 (1)	83.97		16:36:34.231
15-	23.025	106.3	28.588	13.883	117.3	13.245	28.329	87.0	1:47.070	83.63	0.440	16:38:21.301
16-	23.068	104.5	28.550	13.720	116.7	13.221	28.218	87.7	1:46.777 (3)	83.86	0.147	16:40:08.078

P25 13 M3 Sam BURMAN

Honda - WNT / Burman Racing

IDEAL LAP TIME : 1:46.334

BEST LAP TIME : 1:46.633

DIFFERENCE : 0.299

LAP	SECTOR 1	SECTOR 2	SECTOR 3	SECTOR 4	SECTOR 5	LAP TIME	MPH	DIFF	TIME OF DAY			
1-	OUTLAP	105.6	29.931	14.195	117.5	13.663	29.190	88.2		16:11:51.195		
2-	23.361	112.5	29.110	14.108	117.3	13.676	29.255	89.3	1:49.510	81.76	2.877	16:13:40.705
3-	23.496	108.5	28.856	13.886	118.5	13.313	28.941	88.7	1:48.492	82.53	1.859	16:15:29.197
4-	23.709	107.5	28.900	14.133	117.9	13.291	28.426	88.2	1:48.459	82.56	1.826	16:17:17.656
5-	23.285	111.4	29.175	14.266	116.3	13.541	28.882	87.2	1:49.149	82.03	2.516	16:19:06.805
6-	23.325	110.7	28.670	13.684	119.4	13.325	28.410	88.7	1:47.414	83.36	0.781	16:20:54.219
7-	23.154	111.6	28.917	13.778	118.5	13.313	28.526	88.1	1:47.688	83.15	1.055	16:22:41.907
8-	23.154	111.4	28.640	13.613	119.1	13.812	IN PIT		1:49.224 P	81.98	2.591	16:24:31.131
9-	OUTLAP	104.0	29.315	14.247	109.8	14.806	29.822	86.2	4:03.494	36.77	2:16.861	16:28:34.625
10-	25.171	94.6	30.242	14.294	116.7	13.658	28.650	88.0	1:52.015	79.93	5.382	16:30:26.640
11-	23.420	108.4	28.903	13.820	118.1	13.621	28.364	88.7	1:48.128	82.81	1.495	16:32:14.768
12-	23.806	106.1	28.577	13.750	118.7	13.430	28.406	88.3	1:47.969	82.93	1.336	16:34:02.737
13-	23.727	101.9	28.969	13.696	118.9	13.288	27.989	89.3	1:47.669	83.16	1.036	16:35:50.406
14-	23.030	112.5	28.643	13.700	118.7	13.319	28.110	89.7	1:46.802 (2)	83.84	0.169	16:37:37.208
15-	23.028	113.9	28.416	13.755	118.7	13.354	28.080	88.9	1:46.633 (1)	83.97		16:39:23.841
16-	23.155	111.8	28.590	13.823	118.5	13.297	28.229	88.1	1:47.094 (3)	83.61	0.461	16:41:10.935

P26 3 Mark CLAYTON

Honda - SP125 / Refined Recruitment

IDEAL LAP TIME : 1:46.241

BEST LAP TIME : 1:46.667

DIFFERENCE : 0.426

LAP	SECTOR 1	SECTOR 2	SECTOR 3	SECTOR 4	SECTOR 5	LAP TIME	MPH	DIFF	TIME OF DAY			
1-	OUTLAP	91.4	35.246	16.112	113.5	14.684	31.743	86.8		16:12:17.732		
2-	25.377	95.1	32.463	15.310	112.4	14.587	30.445	88.2	1:58.182	75.76	11.515	16:14:15.914
3-	24.084	102.4	30.333	15.222	115.7	14.210	29.348	88.0	1:53.197	79.10	6.530	16:16:09.111
4-	24.310	101.5	29.902	14.738	115.9	13.877	28.923	87.8	1:51.750	80.12	5.083	16:18:00.861
5-	23.634	109.2	29.603	14.350	116.1	13.704	28.550	88.3	1:49.841	81.52	3.174	16:19:50.702
6-	23.446	100.0	30.564	14.248	117.5	13.601	28.415	88.4	1:50.274	81.20	3.607	16:21:40.976

Donington Park GP

Circuit Length = 2.4873 miles

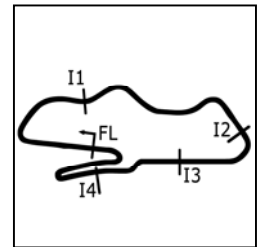
Start: 16:10 Flag 16:40 End: 16:41

Weather / Track : Cloudy / Dry

2015 MCE British Superbike Championship - Round 1

2015 HEL British Motostar Championship

QUALIFYING 1 - SECTOR ANALYSIS



SECTOR 1 = FL to I1, SECTOR 2 = I1 to I2, SECTOR 3 = I2 to I3, SECTOR 4 = I3 to I4, SECTOR 5 = I4 to FL, DIFF = Difference To Personal Best Lap

7-	23.357	109.2	29.265	14.207	116.9	13.416	28.276	88.9	1:48.521	82.51	1.854	16:23:29.497
8-	23.405	109.2	28.923	14.242	116.7	13.429	28.302	88.2	1:48.301	82.68	1.634	16:25:17.798
9-	23.312	108.0	29.147	14.076	117.9	13.277	28.123	89.3	1:47.935	82.96	1.268	16:27:05.733
10-	23.086	108.0	28.973	14.191	117.1	13.216	28.341	89.1	1:47.807	83.06	1.140	16:28:53.540
11-	23.450	108.4	28.764	14.005	117.7	13.161	28.117	89.2	1:47.497	83.29	0.830	16:30:41.037
12-	23.107	107.0	28.991	14.223	117.5	13.262	28.228	88.7	1:47.811	83.05	1.144	16:32:28.848
13-	23.084	111.6	28.712	13.938	117.7	13.239	28.139	88.9	1:47.112	83.59	0.445	16:34:15.960
14-	22.922	111.4	28.684	13.923	117.7	13.076	28.062	89.2	1:46.667 (1)	83.94		16:36:02.627
15-	23.016	114.1	29.015	14.309	115.1	13.640	28.092	88.9	1:48.072	82.85	1.405	16:37:50.699
16-	23.176	110.9	28.501	13.890	117.9	13.343	27.852	89.4	1:46.762 (3)	83.87	0.095	16:39:37.461
17-	22.958	109.1	28.542	13.923	117.9	13.137	28.168	88.8	1:46.728 (2)	83.89	0.061	16:41:24.189

P27	7	Jamie ASHBY				Honda - SP125 / JPA Racing		IDEAL LAP TIME : 1:47.595	BEST LAP TIME : 1:47.651	DIFFERENCE : 0.056
------------	----------	--------------------	--	--	--	----------------------------	--	---------------------------	--------------------------	--------------------

LAP	SECTOR 1	SECTOR 2	SECTOR 3	SECTOR 4	SECTOR 5	LAP TIME	MPH	DIFF	TIME OF DAY			
1-	OUTLAP	86.4	31.901	14.462	113.1	14.070	30.180	85.3		16:12:40.106		
2-	24.505	99.5	30.202	14.277	113.5	13.613	29.468	84.6	1:52.065	79.90	4.414	16:14:32.171
3-	24.386	102.4	30.103	15.434	113.3	14.049	29.368	85.6	1:53.340	79.00	5.689	16:16:25.511
4-	24.235	99.8	29.875	14.101	115.1	13.551	28.745	85.7	1:50.507	81.03	2.856	16:18:16.018
5-	24.192	103.8	29.651	13.997	114.9	13.395	28.633	85.7	1:49.868	81.50	2.217	16:20:05.886
6-	23.864	106.6	29.521	13.847	115.7	13.498	28.620	85.6	1:49.350	81.88	1.699	16:21:55.236
7-	23.914	104.8	29.519	13.951	114.1	13.333	28.894	85.5	1:49.611	81.69	1.960	16:23:44.847
8-	23.934	103.8	29.452	14.049	113.3	13.413	28.605	86.1	1:49.453	81.81	1.802	16:25:34.300
9-	23.714	106.1	29.390	13.889	114.1	13.484	28.558	85.9	1:49.035	82.12	1.384	16:27:23.335
10-	23.674	105.8	29.398	13.951	113.9	13.407	28.477	85.6	1:48.907	82.22	1.256	16:29:12.242
11-	23.755	106.1	29.175	13.804	115.1	13.420	28.733	86.2	1:48.887	82.23	1.236	16:31:01.129
12-	23.642	106.5	29.163	13.728	116.3	13.222	28.328	86.8	1:48.083 (3)	82.84	0.432	16:32:49.212
13-	23.708	105.5	29.251	13.823	114.9	13.496	28.595	86.2	1:48.873	82.24	1.222	16:34:38.085
14-	23.613	108.4	28.991	13.811	115.3	13.302	28.246	86.4	1:47.963 (2)	82.94	0.312	16:36:26.048
15-	23.505	107.8	29.230	13.845	114.7	13.428	28.353	86.3	1:48.361	82.63	0.710	16:38:14.409
16-	23.600	107.7	29.183	13.917	113.9	13.409	28.252	86.4	1:48.361	82.63	0.710	16:40:02.770
17-	23.477	106.8	28.987	13.717	115.1	13.278	28.192	86.4	1:47.651 (1)	83.18		16:41:50.421

P28	70	Ryan LONGSHAW				Honda - RCD Motorsport		IDEAL LAP TIME : 1:47.850	BEST LAP TIME : 1:47.850	DIFFERENCE : 0.000
------------	-----------	----------------------	--	--	--	------------------------	--	---------------------------	--------------------------	--------------------

LAP	SECTOR 1	SECTOR 2	SECTOR 3	SECTOR 4	SECTOR 5	LAP TIME	MPH	DIFF	TIME OF DAY			
1-	OUTLAP	93.3	33.694	15.085	115.5	14.369	29.918	87.6		16:12:10.773		
2-	23.360	110.9	28.711	13.827	118.1	13.638	28.314	88.3	1:47.850 (1)	83.02		16:13:58.623

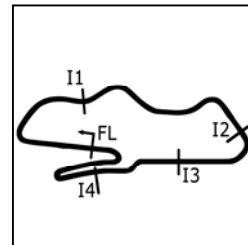
P29	97	Adam MOORE				KTM - Cresswell Racing		IDEAL LAP TIME : 1:48.383	BEST LAP TIME : 1:48.620	DIFFERENCE : 0.237
------------	-----------	-------------------	--	--	--	------------------------	--	---------------------------	--------------------------	--------------------

LAP	SECTOR 1	SECTOR 2	SECTOR 3	SECTOR 4	SECTOR 5	LAP TIME	MPH	DIFF	TIME OF DAY			
1-	OUTLAP	90.3	33.379	15.137	109.4	15.604	33.544	82.3		16:12:17.153		
2-	26.632	87.2	31.632	14.600	109.6	14.674	30.975	84.8	1:58.513	75.55	9.893	16:14:15.666
3-	24.774	102.4	30.185	15.266	111.8	14.326	30.661	85.8	1:55.212	77.72	6.592	16:16:10.878
4-	24.229	102.6	29.558	13.965	112.2	14.281	31.131	82.0	1:53.164	79.12	4.544	16:18:04.042
5-	24.573	104.8	29.393	13.937	111.8	14.226	29.628	84.7	1:51.757	80.12	3.137	16:19:55.799
6-	24.068	106.5	29.177	14.033	112.0	14.053	29.486	86.1	1:50.817	80.80	2.197	16:21:46.616
7-	23.449	109.6	29.134	14.106	110.7	14.047	30.505	86.6	1:51.241	80.49	2.621	16:23:37.857
8-	24.528	106.5	29.514	14.184	110.7	14.335	IN PIT		1:54.164 P	78.43	5.544	16:25:32.021
9-	OUTLAP	104.6	30.036	14.155	110.1	14.227	30.235	84.9	4:27.757	33.44	2:39.137	16:29:59.778
10-	23.468	112.9	29.289	13.970	112.0	13.731	29.882	85.6	1:50.340 (3)	81.15	1.720	16:31:50.118
11-	23.514	112.9	28.913	13.975	111.1	13.634	29.918	86.5	1:49.954 (2)	81.43	1.334	16:33:40.072
12-	24.282	112.2	30.922	14.850	109.2	14.190	29.669	83.9	1:53.913	78.60	5.293	16:35:33.985
13-	24.224	104.6	28.826	13.890	111.1	14.001	29.776	86.3	1:50.717	80.87	2.097	16:37:24.702
14-	24.281	107.5	29.431	14.091	110.9	13.882	29.651	84.9	1:51.336	80.42	2.716	16:39:16.038
15-	23.659	113.1	28.444	13.806	111.6	13.661	29.050	86.6	1:48.620 (1)	82.43		16:41:04.658

2015 MCE British Superbike Championship - Round 1

2015 HEL British Motostar Championship

QUALIFYING 1 - SECTOR ANALYSIS



SECTOR 1 = FL to I1, SECTOR 2 = I1 to I2, SECTOR 3 = I2 to I3, SECTOR 4 = I3 to I4, SECTOR 5 = I4 to FL, DIFF = Difference To Personal Best Lap

P30 11		Stephen CAMPBELL			Honda - Campbell Racing							
IDEAL LAP TIME : 1:49.403		BEST LAP TIME : 1:49.717			DIFFERENCE : 0.314							
LAP	SECTOR 1	SECTOR 2	SECTOR 3	SECTOR 4	SECTOR 5	LAP TIME	MPH	DIFF	TIME OF DAY			
1-	OUTLAP	78.2	32.805	14.551	114.3	14.194	30.206	86.2		16:12:05.621		
2-	23.997	99.8	31.068	15.365	111.4	14.047	30.061	86.4	1:54.538	78.17	4.821	16:14:00.159
3-	23.968	101.5	29.430	15.235	110.9	14.189	29.949	86.1	1:52.771	79.40	3.054	16:15:52.930
4-	24.222	100.7	30.634	14.414	113.5	14.161	29.317	86.4	1:52.748	79.42	3.031	16:17:45.678
5-	24.119	102.9	30.227	14.141	113.7	14.428	29.068	85.9	1:51.983	79.96	2.266	16:19:37.661
6-	24.487	102.9	30.194	14.061	114.1	13.764	IN PIT		1:53.963	P 78.57	4.246	16:21:31.624
7-	OUTLAP	86.4	31.433	14.222	113.3	14.128	29.836	82.8	4:12.414	35.47	2:22.697	16:25:44.038
8-	24.154	97.2	30.378	14.133	114.3	14.309	29.674	86.4	1:52.648	79.49	2.931	16:27:36.686
9-	24.013	102.1	30.239	14.111	113.9	14.051	29.155	86.4	1:51.569	80.25	1.852	16:29:28.255
10-	23.930	102.9	29.858	14.189	112.9	13.709	29.155	86.5	1:50.841	(3) 80.78	1.124	16:31:19.096
11-	23.777	104.5	29.505	14.051	114.1	13.669	28.715	85.8	1:49.717	(1) 81.61		16:33:08.813
12-	23.765	105.1	29.287	14.090	114.3	13.585	29.345	85.8	1:50.072	(2) 81.35	0.355	16:34:58.885
13-	24.845	94.2	31.004	14.483	110.9	14.544	IN PIT		1:53.968	P 78.56	4.251	16:36:52.853

P31 87		Jamie EDWARDS			Nykos - Kinpac Racing							
IDEAL LAP TIME : 1:50.323		BEST LAP TIME : 1:50.807			DIFFERENCE : 0.484							
LAP	SECTOR 1	SECTOR 2	SECTOR 3	SECTOR 4	SECTOR 5	LAP TIME	MPH	DIFF	TIME OF DAY			
1-	OUTLAP	85.7	31.371	14.825	115.1	17.535	30.856	85.6				16:12:07.473
2-	23.779	105.6	29.711	14.539	113.5	13.414	29.364	85.7	1:50.807	(1) 80.81		16:13:58.280

P32 77 M3		Alex PERSSON			Kalex KTM - Racing Team Noord Nederland							
IDEAL LAP TIME : 1:52.542		BEST LAP TIME : 1:53.202			DIFFERENCE : 0.660							
LAP	SECTOR 1	SECTOR 2	SECTOR 3	SECTOR 4	SECTOR 5	LAP TIME	MPH	DIFF	TIME OF DAY			
1-	OUTLAP	85.3	31.895	14.809	113.1	14.654	30.249	84.9				16:12:03.490
2-	24.559	96.1	31.265	14.515	111.1	14.570	IN PIT		1:53.466	P 78.91	0.264	16:13:56.956
3-	OUTLAP	66.3	33.289	14.491	114.7	14.511	29.728	85.0	8:12.797	18.17	6:19.595	16:22:09.753
4-	24.606	97.9	30.392	14.163	114.9	14.220	29.821	85.3	1:53.202	(1) 79.10		16:24:02.955
5-	24.058	102.7	30.373	14.350	112.9	14.395	IN PIT		1:51.286	P 80.46		16:25:54.241

P33 72		Cameron HORSMAN			Honda - FAB-Racing							
IDEAL LAP TIME : 1:52.277		BEST LAP TIME : 1:53.501			DIFFERENCE : 1.224							
LAP	SECTOR 1	SECTOR 2	SECTOR 3	SECTOR 4	SECTOR 5	LAP TIME	MPH	DIFF	TIME OF DAY			
1-	OUTLAP	88.4	35.773	16.466	96.4	16.881	33.658	76.9				16:12:19.077
2-	26.815	89.2	34.152	15.598	103.7	16.172	32.567	79.4	2:05.304	(3) 71.46	11.803	16:14:24.381
3-	25.372	101.0	33.801	18.522	103.8	16.138	31.601	84.4	2:05.434	71.38	11.933	16:16:29.815
4-	24.979	91.6	31.933	15.512	109.4	15.434	IN PIT		2:03.170	P 72.69	9.669	16:18:32.985
5-	OUTLAP	98.2	30.998	14.776	110.1	14.580	29.849	85.0	3:34.413	41.76	1:40.912	16:22:07.398
6-	24.682	104.6	30.810	14.637	111.6	14.532	30.179	86.6	1:54.840	(2) 77.97	1.339	16:24:02.238
7-	24.144	100.9	30.393	14.362	111.8	14.734	29.868	86.4	1:53.501	(1) 78.89		16:25:55.739
8-	23.732	107.5	30.414	14.306	111.8	14.446	IN PIT		1:55.704	P 77.39	2.203	16:27:51.443
9-	OUTLAP	102.9	30.202	14.372	112.0	14.362	29.675	80.2	2:37.692	56.78	44.191	16:30:29.135
10-	27.387	71.0	36.602	15.845	94.2	16.704	IN PIT		2:11.781	P 67.94	18.280	16:32:40.916

P34 54		Bryn OWEN			Honda - Bryn Taff Racing							
IDEAL LAP TIME : 1:50.412		BEST LAP TIME : 1:54.156			DIFFERENCE : 3.744							
LAP	SECTOR 1	SECTOR 2	SECTOR 3	SECTOR 4	SECTOR 5	LAP TIME	MPH	DIFF	TIME OF DAY			
1-	OUTLAP	80.0	32.819	14.422	115.5	13.893	29.825	85.0				16:12:04.964
2-	23.946	106.8	31.505	15.170	111.6	13.975	29.560	85.8	1:54.156	(1) 78.44		16:13:59.120

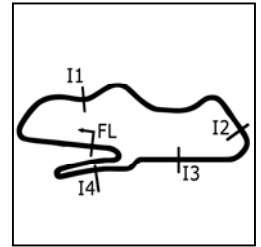
P35 4		Louis VALLELEY			KTM - CM Racing							
IDEAL LAP TIME : 1:51.946		BEST LAP TIME : 1:55.388			DIFFERENCE : 3.442							
LAP	SECTOR 1	SECTOR 2	SECTOR 3	SECTOR 4	SECTOR 5	LAP TIME	MPH	DIFF	TIME OF DAY			
1-	OUTLAP	91.0	34.930	15.489	108.0	15.529	34.479	78.8				16:12:17.958
2-	27.454	90.1	34.304	15.286	102.7	15.855	IN PIT		2:01.400	P 73.75	6.012	16:14:19.358
3-	OUTLAP	93.5	32.509	15.300	103.2	14.693	31.788	81.2	3:30.078	42.62	1:34.690	16:17:49.436

Weather / Track : Cloudy / Dry

Donington Park GP

Circuit Length = 2.4873 miles

Start: 16:10 Flag 16:40 End: 16:41

MCRCB BULLETIN TK052**2015 MCE British Superbike Championship - Round 1****2015 HEL British Motostar Championship****QUALIFYING 1 - SECTOR ANALYSIS**

SECTOR 1 = FL to I1, SECTOR 2 = I1 to I2, SECTOR 3 = I2 to I3, SECTOR 4 = I3 to I4, SECTOR 5 = I4 to FL, DIFF = Difference To Personal Best Lap

4-	26.585	94.7	31.368	15.001	100.9	14.347	31.734	79.0	1:59.035 (2)	75.22	3.647	16:19:48.471
5-	25.336	98.8	31.245	14.429	111.6	13.950	30.428	81.1	1:55.388 (1)	77.60		16:21:43.859
6-	24.713	106.5	30.148	14.721	104.6	14.613	IN PIT		1:51.195 P	80.52		16:23:35.054
7-	OUTLAP	99.8	30.401	14.418	104.3	14.083	30.663	81.2	2:50.162	52.62	54.774	16:26:25.216
8-	24.651	99.7	30.031	14.377	106.8	14.615	IN PIT		1:50.831 P	80.79		16:28:16.047
9-	OUTLAP	104.6	29.614	14.280	109.1	13.891	30.278	81.9	2:55.023	51.16	59.635	16:31:11.070

P36 99 M3 Miguel CORREIA-LOURENCO

Kalex KTM - Racing Team Noord Nederland

IDEAL LAP TIME : 2:00.691

BEST LAP TIME : 2:05.607

DIFFERENCE : 4.916

LAP	SECTOR 1	SECTOR 2	SECTOR 3	SECTOR 4	SECTOR 5	LAP TIME	MPH	DIFF	TIME OF DAY			
1-	OUTLAP	74.6	37.330	15.442	112.0	16.184	34.119	84.0	16:12:16.692			
2-	27.138	76.7	35.480	15.072	112.2	15.763	32.154	84.9	2:05.607 (1)	71.28	16:14:22.299	
3-	26.315	80.1	34.196	18.360	105.8	16.201	IN PIT		2:13.366 P	67.14	7.759	16:16:35.665
4-	OUTLAP	78.3	34.216	14.980	114.9	15.834	32.835	84.7	3:58.853	37.48	1:53.246	16:20:34.518
5-	25.959	84.7	32.477	14.708	114.7	15.393	IN PIT		2:11.052 P	68.32	5.445	16:22:45.570
6-	OUTLAP	84.9	33.191	17.510	63.4	33.460	IN PIT		6:20.068 P	23.56	4:14.461	16:29:05.638

P37 20 M3 Joel MARKLUND

Honda - Marklund Solutions

IDEAL LAP TIME : 1:54.256

BEST LAP TIME :

DIFFERENCE :

LAP	SECTOR 1	SECTOR 2	SECTOR 3	SECTOR 4	SECTOR 5	LAP TIME	MPH	DIFF	TIME OF DAY			
1-	OUTLAP	87.8	31.366	14.571	119.4	14.261	29.076	83.9	16:12:02.398			
2-	24.982	95.8	32.677	17.978	81.0	17.485	IN PIT		2:04.504 P	71.92		16:14:06.902

Weather / Track : Cloudy / Dry

Donington Park GP

Circuit Length = 2.4873 miles

Start: 16:10 Flag 16:40 End: 16:41

MCRCB BULLETIN TK053**2015 MCE British Superbike Championship - Round 1****2015 HEL British Motostar Championship****QUALIFYING 1 - BEST SPEEDS**

POS	INTERMEDIATE 1		INTERMEDIATE 2		INTERMEDIATE 3		INTERMEDIATE 4		FINISH LINE	
	NO	NAME MPH	NO	NAME MPH	NO	NAME MPH	NO	NAME MPH	NO	NAME MPH
1	28	RAY 122.6			52	BOERBOOM 127.5			95	DEROUE 94.7
2	86	NESBITT 121.7			6	TAYLOR 126.8			47	ARCHER 94.4
3	26	SAEZ 121.1			47	ARCHER 126.8			6	TAYLOR 94.2
4	62	VAN DER VALK 119.6			95	DEROUE 126.8			52	BOERBOOM 94.0
5	1	RENDELL 119.4			28	RAY 124.2			27	POLDEN 93.9
6	95	DEROUE 118.9			27	POLDEN 124.0			26	SAEZ 93.2
7	65	OWENS 118.5			64	DURHAM 123.8			35	LODGE 92.5
8	35	LODGE 118.5			86	NESBITT 123.5			86	NESBITT 92.5
9	42	SLOOTEN 118.1			26	SAEZ 122.9			42	SLOOTEN 92.3
10	52	BOERBOOM 117.7			74	THOMPSON 122.9			64	DURHAM 92.3
11	74	THOMPSON 117.5			35	LODGE 122.6			74	THOMPSON 92.1
12	25	BROUWERS 117.1			42	SLOOTEN 121.7			28	RAY 91.6
13	2	THOMAS 116.9			62	VAN DER VALK 121.3			62	VAN DER VALK 91.6
14	6	TAYLOR 116.9			44	BEST 120.9			2	THOMAS 90.8
15	17	JONKER 116.7			1	RENDELL 120.6			1	RENDELL 90.4
16	24	RODINK 116.5			2	THOMAS 120.4			21	KERR 90.3
17	64	DURHAM 115.9			25	BROUWERS 119.8			44	BEST 90.3
18	16	SAWFORD 115.7			13	BURMAN 119.4			13	BURMAN 89.7
19	47	ARCHER 115.3			20	MARKLUND 119.4			3	CLAYTON 89.4
20	3	CLAYTON 114.1			21	KERR 119.1			16	SAWFORD 89.3
21	44	BEST 114.1			17	JONKER 118.7			65	OWENS 89.3
22	13	BURMAN 113.9			24	RODINK 118.7			24	RODINK 88.9
23	97	MOORE 113.1			98	DE VRIES 118.7			25	BROUWERS 88.9
24	34	DELVES 111.8			16	SAWFORD 118.3			98	DE VRIES 88.7
25	20	MARKLUND 111.8			65	OWENS 118.1			34	DELVES 88.3
26	70	LONGSHAW 110.9			70	LONGSHAW 118.1			70	LONGSHAW 88.3
27	27	POLDEN 110.7			3	CLAYTON 117.9			17	JONKER 88.2
28	4	VALLELEY 110.3			7	ASHBY 116.3			7	ASHBY 86.8
29	87	EDWARDS 109.6			34	DELVES 116.3			72	HORSMAN 86.6
30	7	ASHBY 108.4			54	OWEN 115.5			97	MOORE 86.6
31	54	OWEN 108.0			87	EDWARDS 115.1			11	CAMPBELL 86.5
32	72	HORSMAN 107.5			77	PERSSON 114.9			54	OWEN 85.8
33	21	KERR 106.8			99	CORREIA-LOURENCO 114.9			87	EDWARDS 85.7
34	98	DE VRIES 106.3			11	CAMPBELL 114.3			77	PERSSON 85.3
35	11	CAMPBELL 105.1			97	MOORE 112.2			99	CORREIA-LOURENCO 84.9
36	77	PERSSON 102.7			72	HORSMAN 112.0			20	MARKLUND 83.9
37	99	CORREIA-LOURENCO 84.9			4	VALLELEY 111.6			4	VALLELEY 81.9

Weather / Track : Cloudy / Dry

Donington Park GP

Circuit Length = 2.4873 miles

Start: 16:10 Flag 16:40 End: 16:41

Results can be found at www.tsl-timing.com

Printed - 16:43 Saturday, 04 April 2015

MCRCB BULLETIN TK054

2015 MCE British Superbike Championship - Round 1

2015 HEL British Motostar Championship

QUALIFYING 1 - BEST SECTORS

		SECTOR 1		SECTOR 2		SECTOR 3		SECTOR 4		SECTOR 5		IDEAL / BEST COMPARISON									
POS	NO	TIME	NO	TIME	NO	TIME	NO	TIME	NO	TIME	POS	NO	NAME	IDEAL	BEST	DIFF					
												PERFECT LAP		1:38.852							
1	6	TAY	21.424	95	DER	26.495	6	TAY	12.827	28	RAY	12.076	28	RAY	26.030	1	28	RAY	1:39.158	1:39.525	0.367
2	95	DER	21.500	28	RAY	26.514	52	BOE	12.918	95	DER	12.186	95	DER	26.075	2	95	DEROUE	1:39.199	1:39.286	0.087
3	28	RAY	21.538	6	TAY	26.614	95	DER	12.943	1	REN	12.283	6	TAY	26.270	3	6	TAYLOR	1:39.459	1:40.135	0.676
4	86	NES	21.699	86	NES	26.761	86	NES	12.994	52	BOE	12.317	26	SAE	26.293	4	86	NESBITT	1:40.344	1:40.847	0.503
5	52	BOE	21.731	52	BOE	26.875	28	RAY	13.000	6	TAY	12.324	1	REN	26.294	5	52	BOERBOOM	1:40.387	1:40.387	0.000
6	74	THO	21.784	26	SAE	26.938	26	SAE	13.048	26	SAE	12.349	86	NES	26.351	6	26	SAEZ	1:40.482	1:40.927	0.445
7	26	SAE	21.854	1	REN	27.022	47	ARC	13.062	35	LOD	12.490	74	THO	26.426	7	1	RENDELL	1:40.868	1:41.298	0.430
8	47	ARC	21.974	74	THO	27.094	35	LOD	13.113	74	THO	12.510	52	BOE	26.546	8	74	THOMPSON	1:40.968	1:41.375	0.407
9	1	REN	22.034	64	DUR	27.222	74	THO	13.154	86	NES	12.539	42	SLO	26.626	9	47	ARCHER	1:41.826	1:42.104	0.278
10	2	THO	22.068	47	ARC	27.332	27	POL	13.173	47	ARC	12.572	2	THO	26.666	10	35	LODGE	1:41.918	1:42.231	0.313
11	62	VAN	22.111	35	LOD	27.345	64	DUR	13.200	65	OWE	12.612	62	VAN	26.736	11	64	DURHAM	1:42.117	1:42.418	0.301
12	27	POL	22.114	65	OWE	27.421	1	REN	13.235	42	SLO	12.650	64	DUR	26.800	12	2	THOMAS	1:42.200	1:42.828	0.628
13	35	LOD	22.141	2	THO	27.529	2	THO	13.260	64	DUR	12.675	35	LOD	26.829	13	62	VAN DER VALK	1:42.427	1:42.768	0.341
14	64	DUR	22.220	42	SLO	27.531	62	VAN	13.261	2	THO	12.677	47	ARC	26.886	14	42	SLOOTEN	1:42.526	1:42.811	0.285
15	65	OWE	22.297	62	VAN	27.562	65	OWE	13.338	62	VAN	12.757	65	OWE	26.908	15	65	OWENS	1:42.576	1:43.026	0.450
16	42	SLO	22.377	25	BRO	27.693	42	SLO	13.342	25	BRO	12.832	27	POL	27.312	16	27	POLDEN	1:43.204	1:43.554	0.350
17	25	BRO	22.402	27	POL	27.763	44	BES	13.402	27	POL	12.842	44	BES	27.369	17	25	BROUWERS	1:43.873	1:44.025	0.152
18	17	JON	22.764	44	BES	28.051	25	BRO	13.408	16	SAW	12.860	16	SAW	27.377	18	44	BEST	1:44.697	1:45.468	0.771
19	44	BES	22.773	34	DEL	28.052	98	DE	13.484	98	DE	13.042	98	DE	27.534	19	16	SAWFORD	1:44.834	1:45.356	0.522
20	24	ROD	22.776	24	ROD	28.142	16	SAW	13.502	24	ROD	13.070	25	BRO	27.538	20	98	DE VRIES	1:45.445	1:46.006	0.561
21	21	KER	22.857	16	SAW	28.232	21	KER	13.510	3	CLA	13.076	21	KER	27.785	21	24	RODINK	1:45.661	1:46.175	0.514
22	16	SAW	22.863	98	DE	28.243	24	ROD	13.597	44	BES	13.102	3	CLA	27.852	22	21	KERR	1:45.976	1:46.389	0.413
23	3	CLA	22.922	13	BUR	28.416	13	BUR	13.613	17	JON	13.106	34	DEL	27.906	23	34	DELVES	1:46.020	1:46.092	0.072
24	34	DEL	23.008	97	MOO	28.444	34	DEL	13.709	7	ASH	13.222	13	BUR	27.989	24	3	CLAYTON	1:46.241	1:46.667	0.426
25	13	BUR	23.028	3	CLA	28.501	17	JON	13.712	21	KER	13.279	24	ROD	28.076	25	17	JONKER	1:46.247	1:46.630	0.383
26	98	DE	23.142	17	JON	28.539	7	ASH	13.717	13	BUR	13.288	17	JON	28.126	26	13	BURMAN	1:46.334	1:46.633	0.299
27	70	LON	23.360	21	KER	28.545	97	MOO	13.806	34	DEL	13.345	7	ASH	28.192	27	7	ASHBY	1:47.595	1:47.651	0.056
28	97	MOO	23.449	70	LON	28.711	70	LON	13.827	87	EDW	13.414	70	LON	28.314	28	70	LONGSHAW	1:47.850	1:47.850	0.000
29	7	ASH	23.477	54	OWE	28.839	3	CLA	13.890	11	CAM	13.585	11	CAM	28.715	29	97	MOORE	1:48.383	1:48.620	0.237
30	54	OWE	23.698	7	ASH	28.987	11	CAM	14.051	97	MOO	13.634	97	MOO	29.050	30	11	CAMPBELL	1:49.403	1:49.717	0.314
31	72	HOR	23.732	87	EDW	29.255	77	PER	14.163	70	LON	13.638	20	MAR	29.076	31	87	EDWARDS	1:50.323	1:50.807	0.484
32	87	EDW	23.751	11	CAM	29.287	4	VAL	14.280	4	VAL	13.891	87	EDW	29.364	32	54	OWEN	1:50.412	1:54.156	3.744
33	11	CAM	23.765	4	VAL	29.614	72	HOR	14.306	54	OWE	13.893	54	OWE	29.560	33	4	VALLELEY	1:51.946	1:55.388	3.442
34	4	VAL	23.883	72	HOR	30.202	54	OWE	14.422	77	PER	14.220	72	HOR	29.675	34	72	HORSMAN	1:52.277	1:53.501	1.224
35	77	PER	24.058	77	PER	30.373	87	EDW	14.539	20	MAR	14.261	77	PER	29.728	35	77	PERSSON	1:52.542	1:53.202	0.660
36	20	MAR	24.982	20	MAR	31.366	20	MAR	14.571	72	HOR	14.362	4	VAL	30.278	36	20	MARKLUND	1:54.256		
37	99	COR	25.959	99	COR	32.477	99	COR	14.708	99	COR	15.393	99	COR	32.154	37	99	CORREIA-LOURENCO	2:00.691	2:05.607	4.916

Weather / Track : Cloudy / Dry

Donington Park GP
Circuit Length = 2.4873 miles
Start: 16:10 Flag 16:40 End: 16:41

Results can be found at www.tsl-timing.com

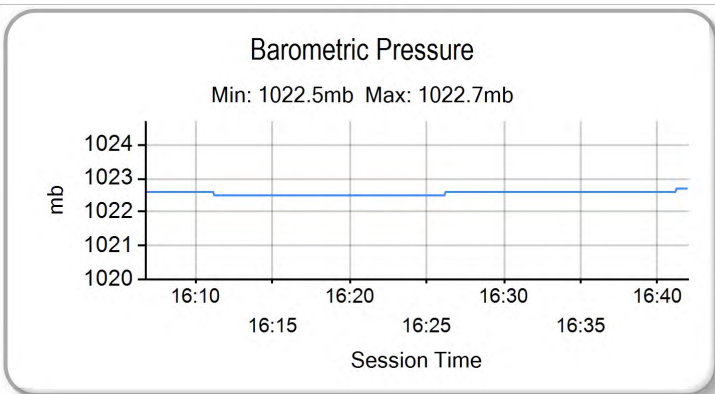
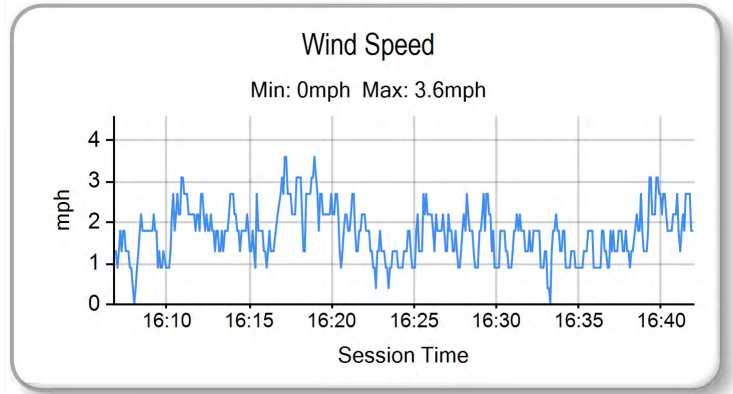
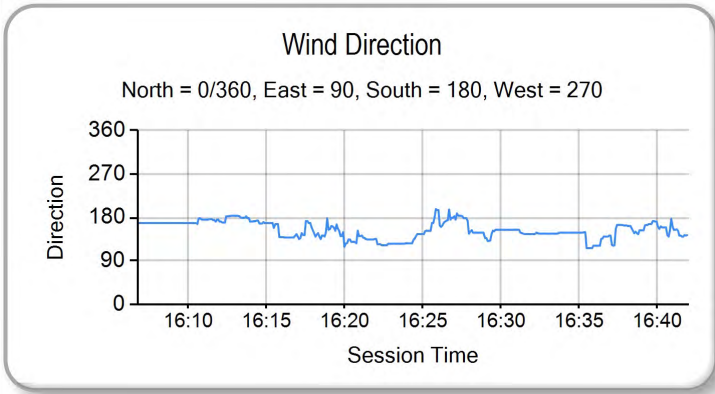
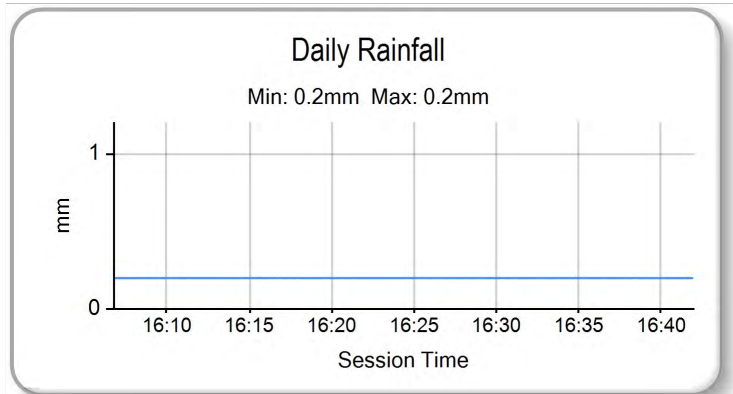
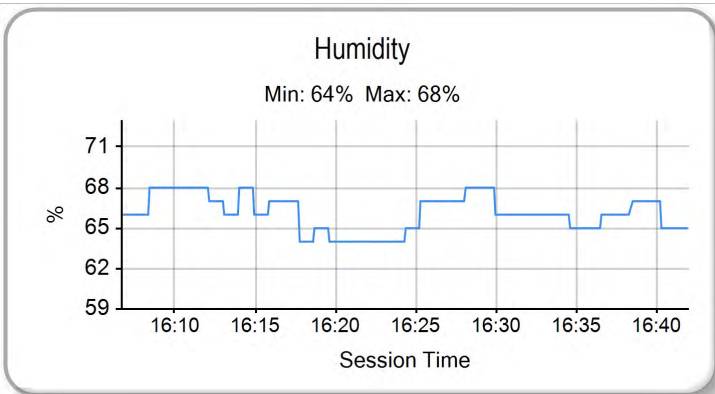
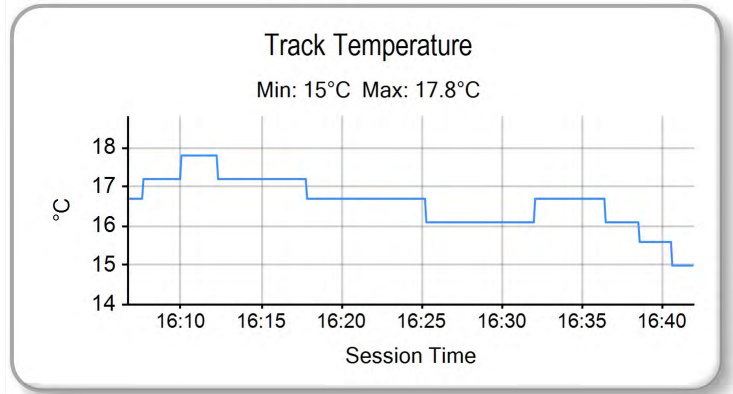
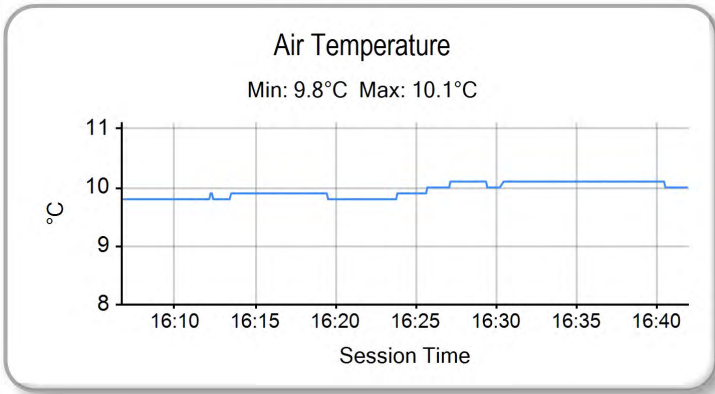
Printed - 16:43 Saturday, 04 April 2015

MCRCB BULLETIN TK055

2015 MCE British Superbike Championship - Round 1

2015 HEL British Motostar Championship

QUALIFYING 1 - WEATHER CONDITIONS



Weather / Track : Cloudy / Dry

Results can be found at www.tsl-timing.com

Donington Park GP
Circuit Length = 2.4873 miles
Start: 16:10 Flag 16:40 End: 16:41

Printed - 16:42 Saturday, 04 April 2015



POS	NO	CL	PIC NAME	ENTRY	FIRST		SECOND		GAP	DIFF
					TIME	LAPS	TIME	LAPS		
1	95	M3	1 Scott DEROUE	KTM - Redline KTM	1:39.286	14	1:39.504	16		
2	28	M3	2 Brad RAY	KTM - Redline KTM/FAB Racing	1:39.525	15	1:39.515	16	0.229	0.229
3	6	M3	3 Taz TAYLOR	KTM - RS racing	1:40.135	7	1:40.336	13	0.849	0.620
4	52	M3	4 Jorel BOERBOOM	Kalex KTM - FPW Racing	1:40.387	17	1:40.392	16	1.101	0.252
5	26	M3	5 Dani SAEZ	Repli-Cast Moto 3 - Repli-Cast - Armstrong	1:40.927	15	1:40.612	15	1.326	0.225
6	86	M3	6 Charlie NESBITT	Repli-Cast Moto 3 - Repli-Cast UK	1:40.847	13	1:40.621	17	1.335	0.009
7	1	M3	7 Edward RENDELL	Honda - Banks Racing	1:41.298	14	1:41.594	15	2.012	0.677
8	74	M3	8 Joseph THOMPSON	Repli-Cast Moto 3 - Repli-Cast UK	1:41.375	18	1:42.157	16	2.089	0.077
9	65		1 Josh OWENS	Honda - JPL Racing	1:43.026	15	1:41.904	17	2.618	0.529
10	35	M3	9 Elliot LODGE	Honda - Essential Team Racing / SP125	1:42.231	17	1:41.926	17	2.640	0.022
11	47	M3	10 Jake ARCHER	Honda - RS Racing	1:42.104	18	1:42.254	10	2.818	0.178
12	27	M3	11 Georgina POLDEN	KTM - RS Racing	1:43.554	13	1:42.149	15	2.863	0.045
13	2	M3	12 Joe THOMAS	Honda - Team ILR	1:42.828	16	1:42.209	15	2.923	0.060
14	62	M3	13 Vasco VAN DER VALK	Honda - Team ILR / Vasco62.nl	1:42.768	17	1:42.268	17	2.982	0.059
15	42	M3	14 Brian SLOOTEN	Honda - Bakker Frames Holland	1:42.811	17	1:42.404	17	3.118	0.136
16	64	M3	15 Asher DURHAM	Honda - Cresswell Racing / Total Hire & Sales	1:42.418	16	1:43.673	10	3.132	0.014
17	20	M3	16 Joel MARKLUND	Honda - Marklund Solutions		2	1:43.436	13	4.150	1.018
18	25	M3	17 Mike BROUWERS	Honda - Joma / Brouwersracingteam	1:44.025	16	1:44.247	16	4.739	0.589
19	16		2 Andrew SAWFORD	Aprilia - St Neots Motorcycle Co Ltd	1:45.356	15	1:44.156	16	4.870	0.131
20	98	M3	18 Tomas DE VRIES	Honda - DAT Racing	1:46.006	15	1:44.473	17	5.187	0.317
21	44	M3	19 Edmund BEST	Honda - SymCirrus Motorsport	1:45.468	14	1:44.907	15	5.621	0.434
22	70		3 Ryan LONGSHAW	Honda - RCD Motorsport	1:47.850	2	1:44.925	15	5.639	0.018
23	17		4 Wesley JONKER	Luyten Honda - Racing Family	1:46.630	16	1:45.396	15	6.110	0.471
24	21	M3	20 Richard KERR	Honda - Bob Wylie Racing	1:46.389	17	1:45.618	16	6.332	0.222
25	34		5 Liam DELVES	Honda - Crucials Sauce / Banks Racing	1:46.092	15	1:46.027	14	6.741	0.409
26	24		6 Tasia RODINK	Honda - Promemo Racing	1:46.175	15	1:46.564	15	6.889	0.148
27	13	M3	21 Sam BURMAN	Honda - WNT / Burman Racing	1:46.633	16	1:48.108	4	7.347	0.458
28	3		7 Mark CLAYTON	Honda - SP125 / Refined Recruitment	1:46.667	17	1:46.883	16	7.381	0.034
29	11		8 Stephen CAMPBELL	Honda - Campbell Racing	1:49.717	13	1:46.822	15	7.536	0.155
30	87		9 Jamie EDWARDS	Nykos - Kinpac Racing	1:50.807	2	1:47.088	14	7.802	0.266
31	7		10 Jamie ASHBY	Honda - SP125 / JPA Racing	1:47.651	17	1:47.166	16	7.880	0.078
32	97		11 Adam MOORE	KTM - Cresswell Racing	1:48.620	15	1:48.623	12	9.334	1.454
33	54		12 Bryn OWEN	Honda - Bryn Taff Racing	1:54.156	2	1:48.750	16	9.464	0.130
34	72		13 Cameron HORSMAN	Honda - FAB-Racing	1:53.501	10	1:51.293	7	12.007	2.543
35	77	M3	22 Alex PERSSON	Kalex KTM - Racing Team Noord Nederland	1:53.202	5		0	13.916	1.909
36	4		14 Louis VALLELEY	KTM - CM Racing	1:55.388	9		0	16.102	2.186
37	99	M3	23 Miguel CORREIA-LOURENCO	Kalex KTM - Racing Team Noord Nederland	2:05.607	6		0	26.321	10.219

QUALIFYING LAPTIME - Moto3 (110% of 1:39.286) = 1:49.215

QUALIFYING LAPTIME - 125 (110% of 1:41.904) = 1:52.094

Weather / Track : Cloudy / Dry

These results are provisional until the conclusion of any judicial and technical matters.

Donington Park GP

Circuit Length = 2.4873 miles

Start: 10:05 Flag 10:41 End: 10:43

Race Director :	Stewards :	Timekeeper :
-----------------	------------	--------------

Results can be found at www.britishsuperbike.com

Printed - 10:44 Sunday, 05 April 2015





POS	NO	CL	PIC NAME	ENTRY	TIME	ON	LAPS	GAP	DIFF	MPH
1	95	M3	1 Scott DEROUÉ	KTM - Redline KTM	1:39.504	14	16			89.99
2	28	M3	2 Brad RAY	KTM - Redline KTM/FAB Racing	1:39.515	11	16	0.011	0.011	89.98
3	6	M3	3 Taz TAYLOR	KTM - RS racing	1:40.336	13	13	0.832	0.821	89.24
4	52	M3	4 Jorel BOERBOOM	Kalex KTM - FPW Racing	1:40.392	8	16	0.888	0.056	89.19
5	26	M3	5 Dani SAEZ	Repli-Cast Moto 3 - Repli-Cast - Armstrong	1:40.612	13	15	1.108	0.220	88.99
6	86	M3	6 Charlie NESBITT	Repli-Cast Moto 3 - Repli-Cast UK	1:40.621	16	17	1.117	0.009	88.99
7	1	M3	7 Edward RENDELL	Honda - Banks Racing	1:41.594	7	15	2.090	0.973	88.13
8	65		1 Josh OWENS	Honda - JPL Racing	1:41.904	17	17	2.400	0.310	87.87
9	35	M3	8 Elliot LODGE	Honda - Essential Team Racing / SP125	1:41.926	16	17	2.422	0.022	87.85
10	27	M3	9 Georgina POLDEN	KTM - RS Racing	1:42.149	15	15	2.645	0.223	87.66
11	74	M3	10 Joseph THOMPSON	Repli-Cast Moto 3 - Repli-Cast UK	1:42.157	15	16	2.653	0.008	87.65
12	2	M3	11 Joe THOMAS	Honda - Team ILR	1:42.209	7	15	2.705	0.052	87.60
13	47	M3	12 Jake ARCHER	Honda - RS Racing	1:42.254	8	10	2.750	0.045	87.57
14	62	M3	13 Vasco VAN DER VALK	Honda - Team ILR / Vasco62.nl	1:42.268	12	17	2.764	0.014	87.55
15	42	M3	14 Brian SLOOTEN	Honda - Bakker Frames Holland	1:42.404	14	17	2.900	0.136	87.44
16	20	M3	15 Joel MARKLUND	Honda - Marklund Solutions	1:43.436	13	13	3.932	1.032	86.57
17	64	M3	16 Asher DURHAM	Honda - Cresswell Racing / Total Hire & Sales	1:43.673	7	10	4.169	0.237	86.37
18	16		2 Andrew SAWFORD	Aprilia - St Neots Motorcycle Co Ltd	1:44.156	16	16	4.652	0.483	85.97
19	25	M3	17 Mike BROUWERS	Honda - Joma / Brouwersracingteam	1:44.247	15	16	4.743	0.091	85.89
20	98	M3	18 Tomas DE VRIES	Honda - DAT Racing	1:44.473	7	17	4.969	0.226	85.71
21	44	M3	19 Edmund BEST	Honda - SymCirrus Motorsport	1:44.907	14	15	5.403	0.434	85.35
22	70		3 Ryan LONGSHAW	Honda - RCD Motorsport	1:44.925	15	15	5.421	0.018	85.34
23	17		4 Wesley JONKER	Luyten Honda - Racing Family	1:45.396	9	15	5.892	0.471	84.96
24	21	M3	20 Richard KERR	Honda - Bob Wylie Racing	1:45.618	16	16	6.114	0.222	84.78
25	34		5 Liam DELVES	Honda - Crucials Sauce / Banks Racing	1:46.027	11	14	6.523	0.409	84.45
26	24		6 Tasia RODINK	Honda - Promemo Racing	1:46.564	13	15	7.060	0.537	84.02
27	11		7 Stephen CAMPBELL	Honda - Campbell Racing	1:46.822	12	15	7.318	0.258	83.82
28	3		8 Mark CLAYTON	Honda - SP125 / Refined Recruitment	1:46.883	15	16	7.379	0.061	83.77
29	87		9 Jamie EDWARDS	Nykos - Kinpac Racing	1:47.088	14	14	7.584	0.205	83.61
30	7		10 Jamie ASHBY	Honda - SP125 / JPA Racing	1:47.166	16	16	7.662	0.078	83.55
31	13	M3	21 Sam BURMAN	Honda - WNT / Burman Racing	1:48.108	4	4	8.604	0.942	82.82
32	97		11 Adam MOORE	KTM - Cresswell Racing	1:48.623	8	12	9.119	0.515	82.43
33	54		12 Bryn OWEN	Honda - Bryn Taff Racing	1:48.750	7	16	9.246	0.127	82.33
34	72		13 Cameron HORSMAN	Honda - FAB-Racing	1:51.293	4	7	11.789	2.543	80.45
35	4		14 Louis VALLELEY	KTM - CM Racing			0			

Weather / Track : Cloudy / Dry

These results are provisional until the conclusion of any judicial and technical matters.

Donington Park GP

Circuit Length = 2.4873 miles

Start: 10:05 Flag 10:41 End: 10:43

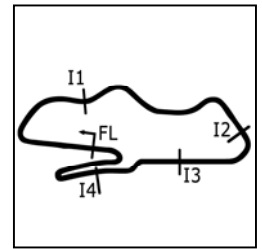
Race Director :	Stewards :	Timekeeper :
-----------------	------------	--------------

Results can be found at www.britishsuperbike.com

Printed - 10:43 Sunday, 05 April 2015



QUALIFYING 2 - SECTOR ANALYSIS



SECTOR 1 = FL to I1, SECTOR 2 = I1 to I2, SECTOR 3 = I2 to I3, SECTOR 4 = I3 to I4, SECTOR 5 = I4 to FL, DIFF = Difference To Personal Best Lap

Table with 10 rows and 10 columns showing lap times and differences for various riders.

P14 62 M3 Vasco VAN DER VALK Honda - Team ILR / Vasco62.nl
IDEAL LAP TIME : 1:42.031 BEST LAP TIME : 1:42.268 DIFFERENCE : 0.237

Lap timing table for Vasco VAN DER VALK with 17 rows and 10 columns.

P15 42 M3 Brian SLOOTEN Honda - Bakker Frames Holland
IDEAL LAP TIME : 1:42.042 BEST LAP TIME : 1:42.404 DIFFERENCE : 0.362

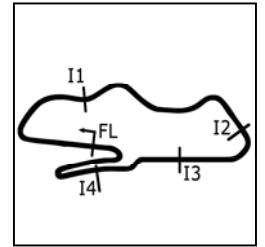
Lap timing table for Brian SLOOTEN with 17 rows and 10 columns.

P16 20 M3 Joel MARKLUND Honda - Marklund Solutions
IDEAL LAP TIME : 1:43.361 BEST LAP TIME : 1:43.436 DIFFERENCE : 0.075

Lap timing table for Joel MARKLUND with 13 rows and 10 columns.

Donington Park GP
Circuit Length = 2.4873 miles
Start: 10:05 Flag 10:41 End: 10:43

Weather / Track : Cloudy / Dry

QUALIFYING 2 - SECTOR ANALYSIS

SECTOR 1 = FL to I1, SECTOR 2 = I1 to I2, SECTOR 3 = I2 to I3, SECTOR 4 = I3 to I4, SECTOR 5 = I4 to FL, DIFF = Difference To Personal Best Lap

P30		7		Jamie ASHBY			Honda - SP125 / JPA Racing				
IDEAL LAP TIME : 1:46.723		BEST LAP TIME : 1:47.166		DIFFERENCE : 0.443							
LAP	SECTOR 1	SECTOR 2	SECTOR 3	SECTOR 4	SECTOR 5	LAP TIME	MPH	DIFF	TIME OF DAY		
1-	OUTLAP	91.8	31.796	14.502 113.9	14.475	30.176 83.7			10:07:47.855		
2-	24.376	101.3	30.240	14.404 112.9	13.822	29.522 85.4	1:52.364	79.69	5.198	10:09:40.219	
3-	23.962	104.0	29.975	14.010 114.5	13.661	29.295 85.7	1:50.903	80.74	3.737	10:11:31.122	
4-	23.846	103.8	29.493	13.927 114.1	13.732	28.827 85.4	1:49.825	81.53	2.659	10:13:20.947	
5-	OUTLAP	88.5	31.069	14.117 113.7	13.855	29.297 85.5	8:51.726	16.84	7:04.560	10:22:12.673	
6-	23.923	103.0	29.588	13.923 114.5	13.662	28.896 86.4	1:49.992	81.41	2.826	10:24:02.665	
7-	23.611	106.6	29.319	13.785 114.9	13.716	28.464 86.9	1:48.895	82.23	1.729	10:25:51.560	
8-	23.542	107.0	29.057	13.650 117.7	13.767	28.778 87.1	1:48.794	82.30	1.628	10:27:40.354	
9-	23.478	107.8	28.988	13.799 114.1	13.460	28.352 85.6	1:48.077 (3)	82.85	0.911	10:29:28.431	
10-	23.599	106.1	29.016	13.918 113.7	13.420	28.627 86.1	1:48.580	82.46	1.414	10:31:17.011	
11-	23.554	107.7	29.098	13.788 114.5	13.414	28.711 86.1	1:48.565	82.48	1.399	10:33:05.576	
12-	23.482	108.2	29.084	13.975 114.9	13.459	28.615 85.8	1:48.615	82.44	1.449	10:34:54.191	
13-	23.516	108.5	28.840	13.764 113.1	13.436	28.079	86.6	1:47.635 (2)	83.19	0.469	10:36:41.826
14-	23.396	108.7	28.846	13.859 114.7	13.437	28.865 87.0	1:48.403	82.60	1.237	10:38:30.229	
15-	23.654	107.5	29.174	13.798 115.7	13.394	28.584 87.0	1:48.604	82.45	1.438	10:40:18.833	
16-	23.179	108.7	28.677	13.521	118.1	13.267	28.522 86.2	1:47.166 (1)	83.55		10:42:05.999

P31		13 M3		Sam BURMAN			Honda - WNT / Burman Racing					
IDEAL LAP TIME : 1:47.484		BEST LAP TIME : 1:48.108		DIFFERENCE : 0.624								
LAP	SECTOR 1	SECTOR 2	SECTOR 3	SECTOR 4	SECTOR 5	LAP TIME	MPH	DIFF	TIME OF DAY			
1-	OUTLAP	89.2	31.909	14.669 118.9	14.434	29.988 87.7			10:06:56.699			
2-	23.777	109.1	29.457	13.942 120.0	13.616	28.920 88.2	1:49.712 (3)	81.61	1.604	10:08:46.411		
3-	23.340	112.4	29.441	13.785	120.4	13.338	28.289	89.1	1:48.193 (2)	82.76	0.085	10:10:34.604
4-	23.253	113.7	28.819	14.073 118.5	13.395	28.568 88.8	1:48.108 (1)	82.82			10:12:22.712	

P32		97		Adam MOORE			KTM - Cresswell Racing				
IDEAL LAP TIME : 1:48.265		BEST LAP TIME : 1:48.623		DIFFERENCE : 0.358							
LAP	SECTOR 1	SECTOR 2	SECTOR 3	SECTOR 4	SECTOR 5	LAP TIME	MPH	DIFF	TIME OF DAY		
1-	OUTLAP	82.4	34.245	14.438 113.7	15.877	32.021 84.4			10:07:18.416		
2-	24.662	105.3	29.846	14.142 112.5	14.125	29.544 85.3	1:52.319	79.72	3.696	10:09:10.735	
3-	24.140	107.8	29.191	13.947 112.5	13.975	IN PIT	2:01.578 P	73.65	12.955	10:11:12.313	
4-	OUTLAP	99.4	30.529	14.274 111.1	14.057	29.419 85.1	12:48.395	11.65	10:59.772	10:24:00.708	
5-	23.532	108.9	29.152	13.815 111.4	14.348	29.533 85.3	1:50.380	81.12	1.757	10:25:51.088	
6-	23.636	112.0	29.012	13.804 112.4	13.729	28.842 85.4	1:49.023 (2)	82.13	0.400	10:27:40.111	
7-	24.025	109.2	29.029	13.810 113.5	13.691	28.608	86.1	1:49.163 (3)	82.02	0.540	10:29:29.274
8-	23.673	111.4	28.662	13.782	113.5	13.681	28.825 86.3	1:48.623 (1)	82.43		10:31:17.897
9-	23.566	112.0	28.780	13.939 111.8	14.489	29.488 83.8	1:50.262	81.21	1.639	10:33:08.159	
10-	24.132	108.2	28.873	13.929 111.8	13.812	IN PIT	1:51.562 P	80.26	2.939	10:34:59.721	
11-	OUTLAP	103.8	30.452	14.111 114.1	14.036	29.500 86.2	5:21.234	27.87	3:32.611	10:40:20.955	
12-	24.457	110.0	29.027	14.155 112.7	13.835	30.158 84.4	1:51.632	80.21	3.009	10:42:12.587	

P33		54		Bryn OWEN			Honda - Bryn Taff Racing				
IDEAL LAP TIME : 1:48.132		BEST LAP TIME : 1:48.750		DIFFERENCE : 0.618							
LAP	SECTOR 1	SECTOR 2	SECTOR 3	SECTOR 4	SECTOR 5	LAP TIME	MPH	DIFF	TIME OF DAY		
1-	OUTLAP	90.1	32.889	14.557 112.7	16.006	31.242 83.4			10:07:22.367		
2-	24.317	104.5	30.417	14.555 112.7	14.011	29.708 84.9	1:53.008	79.23	4.258	10:09:15.375	
3-	23.886	105.5	30.396	14.721 111.4	14.403	29.726 85.9	1:53.132	79.15	4.382	10:11:08.507	
4-	23.684	106.6	29.388	13.997 114.9	13.752	28.959 85.5	1:49.780	81.56	1.030	10:12:58.287	
5-	OUTLAP	91.8	31.304	14.315 111.8	13.956	29.639 85.6	9:21.298	15.95	7:32.548	10:22:19.585	
6-	23.665	105.3	29.705	14.118 113.9	13.614	28.633 85.4	1:49.735	81.60	0.985	10:24:09.320	
7-	23.603	105.0	29.329	13.878 114.7	13.546	28.394	86.1	1:48.750 (1)	82.33		10:25:58.070
8-	23.574	103.8	29.221	13.796	114.3	13.475	28.731 85.9	1:48.797 (2)	82.30	0.047	10:27:46.867
9-	23.574	106.0	29.082	13.971 113.1	13.648	28.610 85.4	1:48.885 (3)	82.23	0.135	10:29:35.752	
10-	23.484	105.5	29.261	13.992 112.7	13.533	28.934 85.1	1:49.204	81.99	0.454	10:31:24.956	
11-	23.666	106.5	29.646	14.091 113.3	13.492	28.891 84.9	1:49.786	81.56	1.036	10:33:14.742	
12-	23.751	103.7	29.202	14.153 112.4	13.679	29.149 85.3	1:49.934	81.45	1.184	10:35:04.676	

Weather / Track : Cloudy / Dry

Donington Park GP

Circuit Length = 2.4873 miles

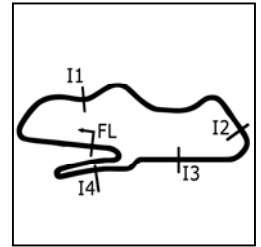
Start: 10:05 Flag 10:41 End: 10:43

MCRCB BULLETIN TK087

2015 MCE British Superbike Championship - Round 1

2015 HEL British Motostar Championship

QUALIFYING 2 - SECTOR ANALYSIS



SECTOR 1 = FL to I1, SECTOR 2 = I1 to I2, SECTOR 3 = I2 to I3, SECTOR 4 = I3 to I4, SECTOR 5 = I4 to FL, DIFF = Difference To Personal Best Lap

13 -	23.501	105.1	29.716	13.927	113.9	13.783	29.066	84.6	1:49.993	81.40	1.243	10:36:54.669
14 -	23.525	105.6	30.282	14.210	112.4	13.664	28.943	85.3	1:50.624	80.94	1.874	10:38:45.293
15 -	23.510	107.8	29.552	13.912	113.7	13.376	29.358	82.4	1:49.708	81.62	0.958	10:40:35.001
16 -	23.817	110.0	29.317	14.021	112.9	13.572	29.074	86.1	1:49.801	81.55	1.051	10:42:24.802

P34 72		Cameron HORSMAN					Honda - FAB-Racing					
IDEAL LAP TIME : 1:50.288			BEST LAP TIME : 1:51.293			DIFFERENCE : 1.005						
LAP	SECTOR 1	SECTOR 2	SECTOR 3	SECTOR 4	SECTOR 5	LAP TIME	MPH	DIFF	TIME OF DAY			
1 -	OUTLAP	79.4	32.378	14.247	116.3	14.430	29.962	85.8		10:07:10.211		
2 -	24.082	103.4	29.919	14.026	115.7	13.918	29.379	85.7	1:51.324 (2)	80.43	0.031	10:09:01.535
3 -	23.801	106.6	29.920	14.336	113.7	14.189	29.385	85.4	1:51.631	80.21	0.338	10:10:53.166
4 -	23.722	105.8	29.828	14.432	112.0	14.261	29.050	86.5	1:51.293 (1)	80.45		10:12:44.459
5 -	OUTLAP	77.1	31.245	14.665	111.4	14.682	29.456	86.6	10:19.956	14.44	8:28.663	10:23:04.415
6 -	24.164	101.2	29.941	14.282	111.8	14.415	28.794	87.1	1:51.596 (3)	80.23	0.303	10:24:56.011
7 -	23.984	98.1	30.399	14.457	112.2	14.514	IN PIT		1:56.995 P	76.53	5.702	10:26:53.006

MCRCB BULLETIN TK088**2015 MCE British Superbike Championship - Round 1****2015 HEL British Motostar Championship****QUALIFYING 2 - BEST SPEEDS**

POS	INTERMEDIATE 1		INTERMEDIATE 2		INTERMEDIATE 3		INTERMEDIATE 4		FINISH LINE			
	NO	NAME	MPH	NO	NAME	MPH	NO	NAME	MPH	NO	NAME	MPH
1	28	RAY	124.0			95	DEROUE	127.5		95	DEROUE	96.0
2	6	TAYLOR	123.3			6	TAYLOR	127.3		52	BOERBOOM	94.4
3	65	OWENS	121.7			47	ARCHER	127.0		6	TAYLOR	94.3
4	86	NESBITT	121.7			52	BOERBOOM	126.8		47	ARCHER	94.2
5	26	SAEZ	121.5			86	NESBITT	125.6		27	POLDEN	93.9
6	35	LODGE	120.4			28	RAY	125.4		86	NESBITT	92.9
7	1	RENDELL	120.2			26	SAEZ	124.5		20	MARKLUND	92.8
8	52	BOERBOOM	119.8			27	POLDEN	124.2		26	SAEZ	92.7
9	95	DEROUE	119.8			74	THOMPSON	124.0		35	LODGE	92.7
10	62	VAN DER VALK	119.6			35	LODGE	123.8		42	SLOOTEN	92.4
11	16	SAWFORD	119.4			44	BEST	123.1		74	THOMPSON	91.9
12	42	SLOOTEN	119.4			42	SLOOTEN	122.6		28	RAY	91.7
13	2	THOMAS	118.3			64	DURHAM	122.6		62	VAN DER VALK	91.3
14	44	BEST	117.5			1	RENDELL	122.4		64	DURHAM	91.3
15	70	LONGSHAW	117.1			70	LONGSHAW	121.5		2	THOMAS	90.7
16	74	THOMPSON	116.7			65	OWENS	121.1		1	RENDELL	90.6
17	20	MARKLUND	115.3			2	THOMAS	121.1		44	BEST	90.4
18	25	BROUWERS	115.1			20	MARKLUND	120.6		70	LONGSHAW	89.9
19	87	EDWARDS	114.9			13	BURMAN	120.4		21	KERR	89.9
20	27	POLDEN	114.9			62	VAN DER VALK	120.2		16	SAWFORD	89.8
21	47	ARCHER	114.9			17	JONKER	119.8		98	DE VRIES	89.8
22	13	BURMAN	113.7			21	KERR	119.8		13	BURMAN	89.1
23	64	DURHAM	113.7			16	SAWFORD	119.6		34	DELVES	88.9
24	34	DELVES	112.5			25	BROUWERS	119.6		25	BROUWERS	88.8
25	17	JONKER	112.4			98	DE VRIES	118.3		65	OWENS	88.7
26	98	DE VRIES	112.4			7	ASHBY	118.1		24	RODINK	88.4
27	97	MOORE	112.0			24	RODINK	118.1		3	CLAYTON	88.2
28	3	CLAYTON	110.5			34	DELVES	116.9		17	JONKER	88.2
29	21	KERR	110.1			72	HORSMAN	116.3		11	CAMPBELL	88.1
30	54	OWEN	110.0			11	CAMPBELL	115.5		87	EDWARDS	87.7
31	11	CAMPBELL	109.2			3	CLAYTON	115.3		7	ASHBY	87.1
32	7	ASHBY	108.7			54	OWEN	114.9		72	HORSMAN	87.1
33	24	RODINK	107.8			87	EDWARDS	114.5		97	MOORE	86.3
34	72	HORSMAN	106.6			97	MOORE	114.1		54	OWEN	86.1
35	4	VALLELEY	98.5			4	VALLELEY	104.0				

Weather / Track : Cloudy / Dry

Results can be found at www.tsl-timing.comDonington Park GP
Circuit Length = 2.4873 miles
Start: 10:05 Flag 10:41 End: 10:43

Printed - 10:54 Sunday, 05 April 2015

MCRCB BULLETIN TK089

2015 MCE British Superbike Championship - Round 1

2015 HEL British Motostar Championship

QUALIFYING 2 - BEST SECTORS

SECTOR 1		SECTOR 2		SECTOR 3		SECTOR 4		SECTOR 5		IDEAL / BEST COMPARISON											
POS	NO	TIME	NO	TIME	NO	TIME	NO	TIME	NO	TIME	POS	NO	NAME	IDEAL	BEST	DIFF					
1	95	DER	21.319	28	RAY	26.450	47	ARC	12.943	28	RAY	12.074	28	RAY	26.004	1	28	RAY	1:39.035	1:39.515	0.480
2	6	TAY	21.456	95	DER	26.635	6	TAY	12.982	95	DER	12.092	95	DER	26.154	2	95	DEROUE	1:39.200	1:39.504	0.304
3	28	RAY	21.488	86	NES	26.729	95	DER	13.000	1	REN	12.306	26	SAE	26.160	3	6	TAYLOR	1:39.997	1:40.336	0.339
4	26	SAE	21.696	26	SAE	26.811	28	RAY	13.019	6	TAY	12.313	52	BOE	26.245	4	26	SAEZ	1:40.165	1:40.612	0.447
5	86	NES	21.746	6	TAY	26.819	86	NES	13.024	52	BOE	12.314	86	NES	26.368	5	86	NESBITT	1:40.223	1:40.621	0.398
6	52	BOE	21.752	52	BOE	26.932	27	POL	13.068	26	SAE	12.339	6	TAY	26.427	6	52	BOERBOOM	1:40.326	1:40.392	0.066
7	27	POL	21.775	1	REN	27.042	52	BOE	13.083	86	NES	12.356	1	REN	26.438	7	1	RENDELL	1:41.014	1:41.594	0.580
8	47	ARC	21.915	65	OWE	27.114	26	SAE	13.159	35	LOD	12.380	42	SLO	26.552	8	35	LODGE	1:41.418	1:41.926	0.508
9	74	THO	21.959	47	ARC	27.158	74	THO	13.168	2	THO	12.463	2	THO	26.553	9	47	ARCHER	1:41.685	1:42.254	0.569
10	1	REN	21.978	35	LOD	27.248	70	LON	13.170	65	OWE	12.499	35	LOD	26.586	10	2	THOMAS	1:41.686	1:42.209	0.523
11	2	THO	22.006	62	VAN	27.252	35	LOD	13.193	47	ARC	12.603	65	OWE	26.620	11	74	THOMPSON	1:41.690	1:42.157	0.467
12	35	LOD	22.011	74	THO	27.256	20	MAR	13.237	62	VAN	12.606	74	THO	26.674	12	65	OWENS	1:41.812	1:41.904	0.092
13	65	OWE	22.173	42	SLO	27.342	1	REN	13.250	42	SLO	12.608	62	VAN	26.676	13	27	POLDEN	1:41.881	1:42.149	0.268
14	42	SLO	22.208	2	THO	27.345	62	VAN	13.269	74	THO	12.633	27	POL	26.986	14	62	VAN DER VALK	1:42.031	1:42.268	0.237
15	62	VAN	22.228	27	POL	27.378	64	DUR	13.285	20	MAR	12.656	47	ARC	27.066	15	42	SLOOTEN	1:42.042	1:42.404	0.362
16	20	MAR	22.319	64	DUR	27.522	44	BES	13.311	27	POL	12.674	20	MAR	27.199	16	20	MARKLUND	1:43.361	1:43.436	0.075
17	25	BRO	22.348	25	BRO	27.629	98	DE	13.317	16	SAW	12.753	21	KER	27.247	17	64	DURHAM	1:43.576	1:43.673	0.097
18	44	BES	22.417	98	DE	27.704	2	THO	13.319	25	BRO	12.773	16	SAW	27.248	18	25	BROUWERS	1:43.781	1:44.247	0.466
19	70	LON	22.459	16	SAW	27.910	42	SLO	13.332	70	LON	12.877	64	DUR	27.251	19	98	DE VRIES	1:43.908	1:44.473	0.565
20	16	SAW	22.483	20	MAR	27.950	65	OWE	13.406	64	DUR	12.938	98	DE	27.313	20	16	SAWFORD	1:43.941	1:44.156	0.215
21	17	JON	22.533	44	BES	27.989	25	BRO	13.488	98	DE	12.942	44	BES	27.373	21	44	BEST	1:44.034	1:44.907	0.873
22	21	KER	22.575	70	LON	28.115	7	ASH	13.521	44	BES	12.944	70	LON	27.415	22	70	LONGSHAW	1:44.036	1:44.925	0.889
23	64	DUR	22.580	34	DEL	28.137	16	SAW	13.547	17	JON	13.015	25	BRO	27.543	23	21	KERR	1:44.970	1:45.618	0.648
24	98	DE	22.632	17	JON	28.146	17	JON	13.629	11	CAM	13.178	17	JON	27.821	24	17	JONKER	1:45.144	1:45.396	0.252
25	34	DEL	22.729	87	EDW	28.281	34	DEL	13.643	24	ROD	13.181	3	CLA	27.908	25	34	DELVES	1:45.873	1:46.027	0.154
26	11	CAM	22.967	21	KER	28.293	21	KER	13.650	21	KER	13.205	34	DEL	27.958	26	24	RODINK	1:46.253	1:46.564	0.311
27	24	ROD	23.008	24	ROD	28.307	24	ROD	13.680	7	ASH	13.267	11	CAM	28.051	27	11	CAMPBELL	1:46.369	1:46.822	0.453
28	3	CLA	23.055	11	CAM	28.399	87	EDW	13.727	3	CLA	13.327	24	ROD	28.077	28	3	CLAYTON	1:46.617	1:46.883	0.266
29	7	ASH	23.179	3	CLA	28.441	11	CAM	13.774	13	BUR	13.338	7	ASH	28.079	29	7	ASHBY	1:46.723	1:47.166	0.443
30	87	EDW	23.183	97	MOO	28.662	97	MOO	13.782	54	OWE	13.376	13	BUR	28.289	30	87	EDWARDS	1:47.088	1:47.088	0.000
31	13	BUR	23.253	7	ASH	28.677	13	BUR	13.785	34	DEL	13.406	87	EDW	28.350	31	13	BURMAN	1:47.484	1:48.108	0.624
32	54	OWE	23.484	13	BUR	28.819	54	OWE	13.796	87	EDW	13.547	54	OWE	28.394	32	54	OWEN	1:48.132	1:48.750	0.618
33	97	MOO	23.532	54	OWE	29.082	3	CLA	13.886	97	MOO	13.681	97	MOO	28.608	33	97	MOORE	1:48.265	1:48.623	0.358
34	72	HOR	23.722	72	HOR	29.828	72	HOR	14.026	72	HOR	13.918	72	HOR	28.794	34	72	HORSMAN	1:50.288	1:51.293	1.005
35				4	VAL	31.828	4	VAL	15.123												

Weather / Track : Cloudy / Dry

Results can be found at www.tsl-timing.com

Donington Park GP

Circuit Length = 2.4873 miles

Start: 10:05 Flag 10:41 End: 10:43

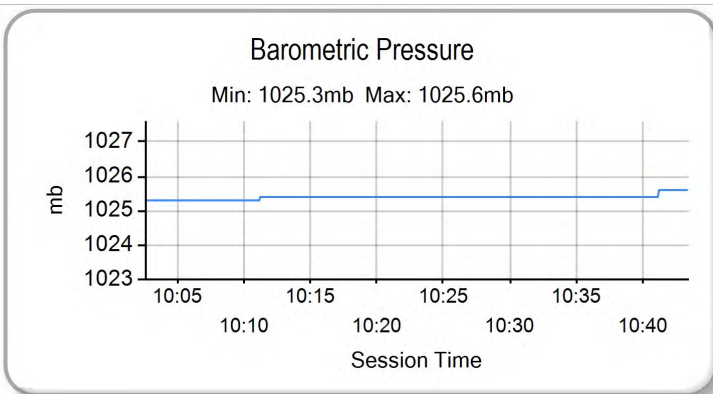
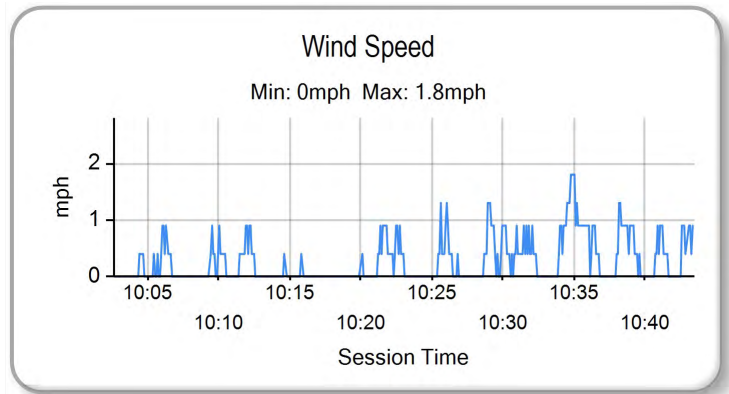
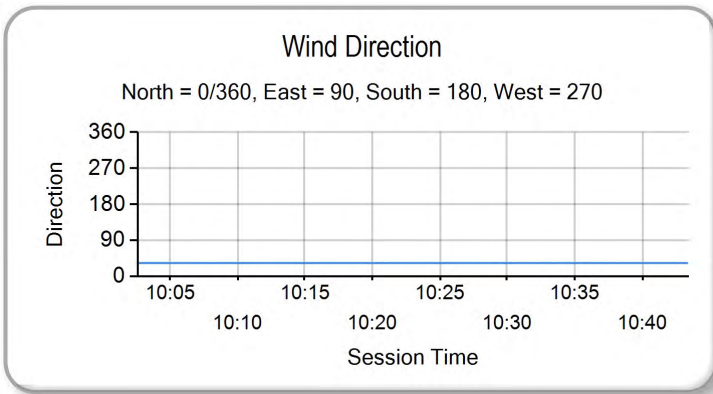
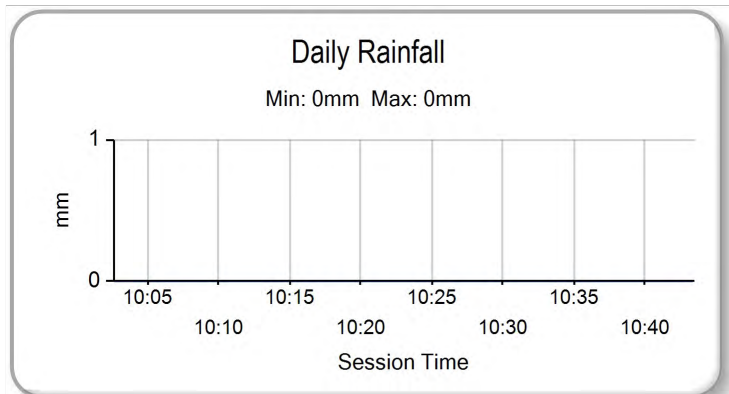
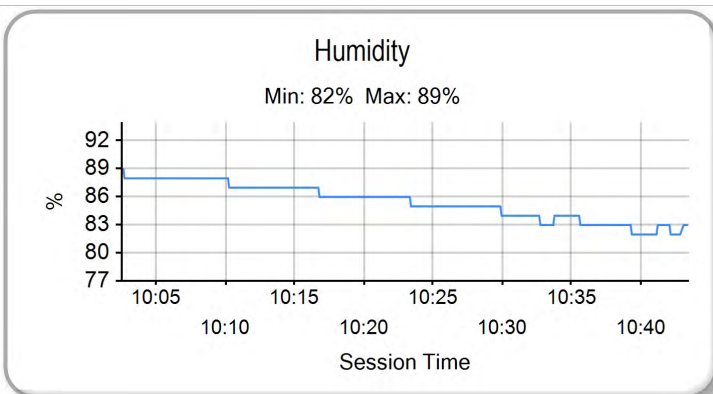
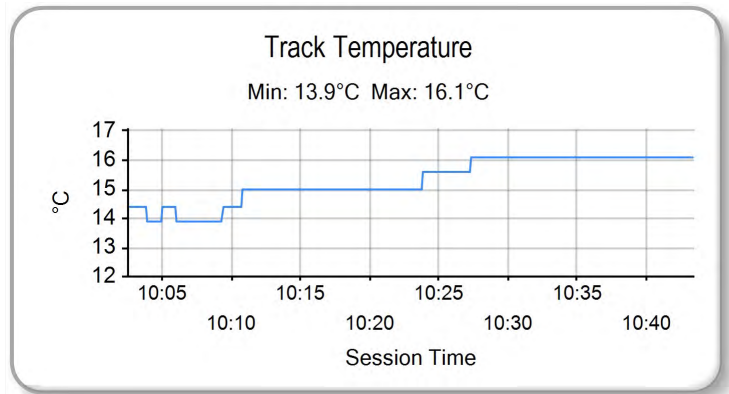
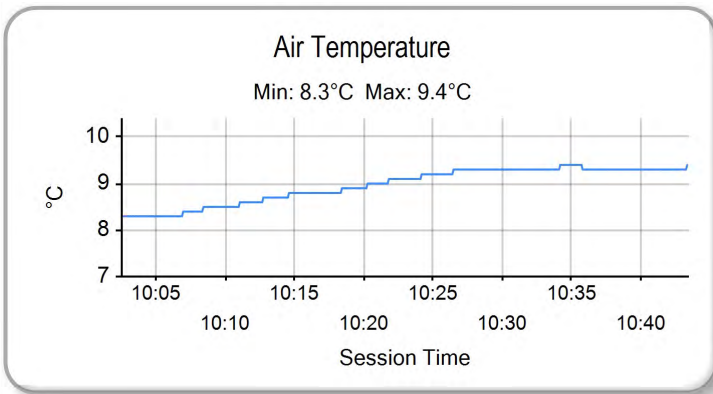
Printed - 10:55 Sunday, 05 April 2015

MCRCB BULLETIN TK090

2015 MCE British Superbike Championship - Round 1

2015 HEL British Motostar Championship

QUALIFYING 2 - WEATHER CONDITIONS



Weather / Track : Cloudy / Dry

Donington Park GP
Circuit Length = 2.4873 miles
Start: 10:05 Flag 10:41 End: 10:43

Results can be found at www.tsl-timing.com

Printed - 10:55 Sunday, 05 April 2015



ROW 13				37	99 Miguel CORREIA-LOURENCO	2:05.607					
ROW 12	36	4 Louis VALLELEY	1:55.388	35	77 Alex PERSSON	1:53.202	34	72 Cameron HORSMAN	1:51.293		
ROW 11			33	54 Bryn OWEN	1:48.750	32	97 Adam MOORE	1:48.620	31	7 Jamie ASHBY	1:47.166
ROW 10	30	87 Jamie EDWARDS	1:47.088	29	11 Stephen CAMPBELL	1:46.822	28	3 Mark CLAYTON	1:46.667		
ROW 9			27	13 Sam BURMAN	1:46.633	26	24 Tasia RODINK	1:46.175	25	34 Liam DELVES	1:46.027
ROW 8	24	21 Richard KERR	1:45.618	23	17 Wesley JONKER	1:45.396	22	70 Ryan LONGSHAW	1:44.925		
ROW 7			21	44 Edmund BEST	1:44.907	20	98 Tomas DE VRIES	1:44.473	19	16 Andrew SAWFORD	1:44.156
ROW 6	18	25 Mike BROUWERS	1:44.025	17	20 Joel MARKLUND	1:43.436	16	64 Asher DURHAM	1:42.418		
ROW 5			15	42 Brian SLOOTEN	1:42.404	14	62 Vasco VAN DER VALK	1:42.268	13	2 Joe THOMAS	1:42.209
ROW 4	12	27 Georgina POLDEN	1:42.149	11	47 Jake ARCHER	1:42.104	10	35 Elliot LODGE	1:41.926		
ROW 3			9	65 Josh OWENS	1:41.904	8	74 Joseph THOMPSON	1:41.375	7	1 Edward RENDELL	1:41.298
ROW 2	6	86 Charlie NESBITT	1:40.621	5	26 Dani SAEZ	1:40.612	4	52 Jorel BOERBOOM	1:40.387		
ROW 1			3	6 Taz TAYLOR	1:40.135	2	28 Brad RAY	1:39.515	1	95 Scott DEROUÉ	1:39.286
Pole											

Donington Park GP
Circuit Length = 2.4873 miles

These results are provisional until the conclusion of any judicial and technical matters.

Race Director :	Stewards :	Timekeeper :

Results can be found at www.britishsuperbike.com

Printed - 10:48 Sunday, 05 April 2015





POS	NO	CL	PIC NAME	ENTRY	LAPS	TIME	GAP	DIFF	MPH	BEST	ON
1	28	M3	1 Brad RAY	KTM - Redline KTM/FAB Racing	10	16:40.844			89.33	1:39.246	10
2	6	M3	2 Taz TAYLOR	KTM - RS racing	10	16:41.108	0.264	0.264	89.30	1:38.847	9
3	1	M3	3 Edward RENDELL	Honda - Banks Racing	10	17:03.697	22.853	22.589	87.33	1:40.895	10
4	27	M3	4 Georgina POLDEN	KTM - RS Racing	10	17:05.539	24.695	1.842	87.18	1:41.231	9
5	2	M3	5 Joe THOMAS	Honda - Team ILR	10	17:07.090	26.246	1.551	87.04	1:41.132	8
6	74	M3	6 Joseph THOMPSON	Repli-Cast Moto 3 - Repli-Cast UK	10	17:09.670	28.826	2.580	86.83	1:41.633	8
7	62	M3	7 Vasco VAN DER VALK	Honda - Team ILR / Vasco62.nl	10	17:09.800	28.956	0.130	86.82	1:41.603	10
8	35	M3	8 Elliot LODGE	Honda - Essential Team Racing / SP125	10	17:10.051	29.207	0.251	86.79	1:41.700	6
9	42	M3	9 Brian SLOOTEN	Honda - Bakker Frames Holland	10	17:28.136	47.292	18.085	85.30	1:42.576	10
10	20	M3	10 Joel MARKLUND	Honda - Marklund Solutions	10	17:28.857	48.013	0.721	85.24	1:42.788	10
11	16		1 Andrew SAWFORD	Aprilia - St Neots Motorcycle Co Ltd	10	17:36.317	55.473	7.460	84.64	1:43.820	7
12	98	M3	11 Tomas DE VRIES	Honda - DAT Racing	10	17:36.801	55.957	0.484	84.60	1:44.045	8
13	70		2 Ryan LONGSHAW	Honda - RCD Motorsport	10	17:52.395	1:11.551	15.594	83.37	1:44.650	4
14	3		3 Mark CLAYTON	Honda - SP125 / Refined Recruitment	10	17:53.237	1:12.393	0.842	83.30	1:45.445	9
15	17		4 Wesley JONKER	Luyten Honda - Racing Family	10	17:53.247	1:12.403	0.010	83.30	1:45.377	10
16	21	M3	12 Richard KERR	Honda - Bob Wylie Racing	10	18:00.144	1:19.300	6.897	82.77	1:46.009	10
17	34		5 Liam DELVES	Honda - Crucials Sauce / Banks Racing	10	18:00.865	1:20.021	0.721	82.71	1:45.655	9
18	65*		6 Josh OWENS	Honda - JPL Racing	10	18:00.969	1:20.125	0.104	82.71	1:45.759	9
19	11		7 Stephen CAMPBELL	Honda - Campbell Racing	10	18:01.159	1:20.315	0.190	82.69	1:46.022	9
20	24		8 Tasia RODINK	Honda - Promemo Racing	10	18:02.291	1:21.447	1.132	82.60	1:46.275	9
21	7		9 Jamie ASHBY	Honda - SP125 / JPA Racing	10	18:13.231	1:32.387	10.940	81.78	1:47.915	6
22	72		10 Cameron HORSMAN	Honda - FAB-Racing	10	18:21.748	1:40.904	8.517	81.15	1:47.485	10
23	54		11 Bryn OWEN	Honda - Bryn Taff Racing	10	18:22.444	1:41.600	0.696	81.09	1:48.392	10
24	87		12 Jamie EDWARDS	Nykos - Kinpac Racing	10	18:26.391	1:45.547	3.947	80.81	1:49.256	9
25	97		13 Adam MOORE	KTM - Cresswell Racing	9	16:42.997	1 Lap	1 Lap	80.21	1:49.755	8
26	25	M3	13 Mike BROUWERS	Honda - Joma / Brouwersracingteam	9	17:35.627	1 Lap	52.630	76.21	1:43.572	7
NOT CLASSIFIED											
DNF	4		Louis VALLELEY	KTM - CM Racing	4	7:22.203	6 Laps	5 Laps	80.68	1:47.439	3
DNF	64	M3	Asher DURHAM	Honda - Cresswell Racing / Total Hire & Sales	3	5:26.217	7 Laps	1 Lap	81.92	1:44.776	2
DNF	95	M3	Scott DEROUE	KTM - Redline KTM	1	1:43.525	9 Laps	2 Laps	85.17		
DNF	26	M3	Dani SAEZ	Repli-Cast Moto 3 - Repli-Cast - Armstrong	1	1:45.460	9 Laps	1.935	83.61		
DNF	44	M3	Edmund BEST	Honda - SymCirrus Motorsport	1	1:51.739	9 Laps	6.279	78.91		
DNF	52	M3	Jorel BOERBOOM	Kalex KTM - FPW Racing	0						
DNF	86	M3	Charlie NESBITT	Repli-Cast Moto 3 - Repli-Cast UK	0						
DNF	47	M3	Jake ARCHER	Honda - RS Racing	0						

FASTEST LAP

6	M3	Taz TAYLOR	KTM - RS racing	9	1:38.847	90.58 mph	145.78 kph
16		Andrew SAWFORD	Aprilia - St Neots Motorcycle Co Ltd	7	1:43.820	86.24 mph	138.80 kph

* #65 - Relegated one position in race result (17th to 18th) & awarded 2 penalty points for excessive weaving approaching finish line.

Donington Park GP
Circuit Length = 2.4873 miles
Start: 15:35 Flag 15:52 End: 15:54

Weather / Track : Cloudy / Dry

These results are provisional until the conclusion of any judicial and technical matters.

Race Director :	Stewards :	Timekeeper :

Results can be found at www.britishsuperbike.com

Printed - 18:10 Sunday, 05 April 2015



MCRCB BULLETIN TK141

2015 MCE British Superbike Championship - Round 1

2015 HEL British Motostar Championship

RACE 3 - POSITION CHART

No	Name	Lap Pos	1	2	3	4	5	6	7	8	9	10
			95	DEROUE	1	95	28	28	28	28	28	28
28	RAY	2	28	6	6	6	6	6	6	6	6	6
6	TAYLOR	3	6	2	1	1	1	1	1	1	1	1
52	BOERBOOM	4	26	1	27	27	27	27	27	27	27	27
26	SAEZ	5	2	27	2	2	2	2	2	2	2	2
86	NESBITT	6	1	35	35	74	74	74	74	74	74	74
1	RENDELL	7	27	74	74	35	35	35	35	35	35	62
74	THOMPSON	8	74	62	62	62	62	62	62	62	62	35
65	OWENS	9	35	64	20	20	20	20	20	20	42	42
35	LODGE	10	62	20	42	42	42	42	42	42	20	20
47	ARCHER	11	64	42	64	16	16	16	16	16	16	16
27	POLDEN	12	42	98	98	98	98	98	98	98	98	98
2	THOMAS	13	20	25	16	70	70	70	70	70	70	70
62	VAN DER VALK	14	25	3	70	3	3	17	17	3	3	3
42	SLOOTEN	15	44	65	3	21	17	3	3	17	17	17
64	DURHAM	16	98	70	21	17	21	34	11	21	21	21
20	MARKLUND	17	65	16	17	34	65	21	21	65	65	65
25	BROUWERS	18	3	21	65	65	34	65	65	11	34	34
16	SAWFORD	19	70	17	11	11	11	11	34	34	11	11
98	DE VRIES	20	7	11	34	7	24	24	24	24	24	24
44	BEST	21	16	7	7	4	7	7	7	7	7	7
70	LONGSHAW	22	21	34	4	24	54	54	54	54	54	72
17	JONKER	23	11	4	24	54	72	72	72	72	72	54
21	KERR	24	17	72	54	72	87	87	87	87	87	87
34	DELVES	25	34	24	72	87	97	97	97	97	97	97
24	RODINK	26	87	54	87	97	25	25	25	25	25	25
3	CLAYTON	27	4	87	97	25						
11	CAMPBELL	28	72	97	25							
87	EDWARDS	29	54									
7	ASHBY	30	24									
97	MOORE	31	97									
54	OWEN	32										
72	HORSMAN	33										
4	VALLELEY	34										

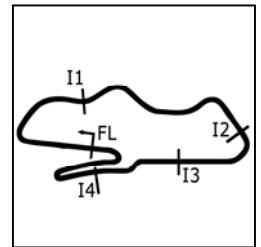
Weather / Track : Cloudy / Dry

Donington Park GP
 Circuit Length = 2.4873 miles
 Start: 15:35 Flag 15:52 End: 15:54

Results can be found at www.tsl-timing.com

Printed - 15:59 Sunday, 05 April 2015

RACE 3 - SECTOR ANALYSIS



SECTOR 1 = FL to I1, SECTOR 2 = I1 to I2, SECTOR 3 = I2 to I3, SECTOR 4 = I3 to I4, SECTOR 5 = I4 to FL, DIFF = Difference To Personal Best Lap

Table with 12 columns: Lap, Sector 1, Sector 2, Sector 3, Sector 4, Sector 5, Lap Time, MPH, Diff, Time of Day. Rows 9 and 10.

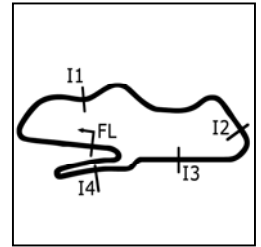
P14 3 Mark CLAYTON Honda - SP125 / Refined Recruitment. Ideal Lap Time: 1:45.281, Best Lap Time: 1:45.445, Difference: 0.164. Table with 10 rows and 11 columns.

P15 17 Wesley JONKER Luyten Honda - Racing Family. Ideal Lap Time: 1:44.944, Best Lap Time: 1:45.377, Difference: 0.433. Table with 10 rows and 11 columns.

P16 21 M3 Richard KERR Honda - Bob Wylie Racing. Ideal Lap Time: 1:45.646, Best Lap Time: 1:46.009, Difference: 0.363. Table with 10 rows and 11 columns.

P17 65 Josh OWENS Honda - JPL Racing. Ideal Lap Time: 1:45.273, Best Lap Time: 1:45.759, Difference: 0.486. Table with 10 rows and 11 columns.

RACE 3 - SECTOR ANALYSIS



SECTOR 1 = FL to I1, SECTOR 2 = I1 to I2, SECTOR 3 = I2 to I3, SECTOR 4 = I3 to I4, SECTOR 5 = I4 to FL, DIFF = Difference To Personal Best Lap

6-	22.310	114.3	27.881	13.356	120.4	12.804	27.553	89.2	1:43.904	86.18	0.332	15:48:07.518
7-	22.418	116.1	27.490	13.322	119.6	12.825	27.517	88.6	1:43.572 (1)	86.45		15:49:51.090
8-	22.354	116.1	27.735	13.484	117.3	12.610	27.396	88.2	1:43.579 (2)	86.45	0.007	15:51:34.669
9-	22.551	115.1	27.540	13.441	116.9	12.715	27.474	86.9	1:43.721	86.33	0.149	15:53:18.390

P27		4		Louis VALLELEY		KTM - CM Racing						
IDEAL LAP TIME : 1:47.304		BEST LAP TIME : 1:47.439		DIFFERENCE : 0.135								
LAP	SECTOR 1	SECTOR 2	SECTOR 3	SECTOR 4	SECTOR 5	LAP TIME	MPH	DIFF	TIME OF DAY			
1-	101.5	29.728	13.930	114.3	13.704	29.777	85.8	1:57.676	76.09	10.237	15:37:40.439	
2-	23.506	110.1	28.841	13.901	112.5	13.137	28.885	84.4	1:48.270 (2)	82.70	0.831	15:39:28.709
3-	23.316	108.4	28.369	13.739	113.9	13.235	28.780	85.6	1:47.439 (1)	83.34		15:41:16.148
4-	23.279	110.3	29.078	13.867	111.2	13.657	28.937	84.9	1:48.818 (3)	82.28	1.379	15:43:04.966

P28		64 M3		Asher DURHAM		Honda - Cresswell Racing / Total Hire & Sales						
IDEAL LAP TIME : 1:44.632		BEST LAP TIME : 1:44.776		DIFFERENCE : 0.144								
LAP	SECTOR 1	SECTOR 2	SECTOR 3	SECTOR 4	SECTOR 5	LAP TIME	MPH	DIFF	TIME OF DAY			
1-	107.2	28.317	13.304	123.1	13.206	27.900	90.1	1:50.524	81.01	5.748	15:37:33.287	
2-	22.803	110.3	27.983	13.448	120.6	12.936	27.606	89.7	1:44.776 (1)	85.46		15:39:18.063
3-	23.332	101.3	30.124	15.354	103.8	13.944	IN PIT	1:50.917 P	80.73	6.141	15:41:08.980	

P29		95 M3		Scott DEROUÉ		KTM - Redline KTM					
IDEAL LAP TIME : 1:39.839		BEST LAP TIME :		DIFFERENCE :							
LAP	SECTOR 1	SECTOR 2	SECTOR 3	SECTOR 4	SECTOR 5	LAP TIME	MPH	DIFF	TIME OF DAY		
1-	112.2	27.110	12.984	126.1	12.085	26.214	93.8	1:43.525	86.49		15:37:26.288

P30		26 M3		Dani SAEZ		Repli-Cast Moto 3 - Repli-Cast - Armstrong					
IDEAL LAP TIME : 1:41.917		BEST LAP TIME :		DIFFERENCE :							
LAP	SECTOR 1	SECTOR 2	SECTOR 3	SECTOR 4	SECTOR 5	LAP TIME	MPH	DIFF	TIME OF DAY		
1-	109.8	27.462	13.064	125.6	12.620	26.991	90.2	1:45.460	84.90		15:37:28.223

P31		44 M3		Edmund BEST		Honda - SymCirrus Motorsport					
IDEAL LAP TIME : 1:46.039		BEST LAP TIME :		DIFFERENCE :							
LAP	SECTOR 1	SECTOR 2	SECTOR 3	SECTOR 4	SECTOR 5	LAP TIME	MPH	DIFF	TIME OF DAY		
1-	101.2	28.257	13.266	124.2	13.209	28.653	88.7	1:51.739	80.13		15:37:34.502

MCRCB BULLETIN TK143**2015 MCE British Superbike Championship - Round 1****2015 HEL British Motostar Championship****RACE 3 - BEST SPEEDS**

POS	INTERMEDIATE 1		INTERMEDIATE 2		INTERMEDIATE 3		INTERMEDIATE 4		FINISH LINE			
	NO	NAME	MPH	NO	NAME	MPH	NO	NAME	MPH	NO	NAME	MPH
1	28	RAY	120.4			6	TAYLOR	128.8		6	TAYLOR	95.4
2	6	TAYLOR	120.0			27	POLDEN	127.0		27	POLDEN	94.4
3	35	LODGE	119.6			95	DEROUE	126.1		95	DEROUE	93.8
4	16	SAWFORD	118.5			26	SAEZ	125.6		35	LODGE	93.1
5	1	RENDELL	118.5			35	LODGE	124.7		20	MARKLUND	92.1
6	74	THOMPSON	118.1			44	BEST	124.2		62	VAN DER VALK	92.1
7	42	SLOOTEN	117.3			74	THOMPSON	124.2		42	SLOOTEN	92.0
8	2	THOMAS	117.1			20	MARKLUND	124.0		74	THOMPSON	91.7
9	62	VAN DER VALK	116.5			28	RAY	123.5		28	RAY	91.3
10	25	BROUWERS	116.1			42	SLOOTEN	123.5		2	THOMAS	90.8
11	20	MARKLUND	115.7			62	VAN DER VALK	123.3		1	RENDELL	90.7
12	26	SAEZ	115.5			70	LONGSHAW	123.1		16	SAWFORD	90.4
13	44	BEST	114.7			64	DURHAM	123.1		26	SAEZ	90.2
14	65	OWENS	113.5			2	THOMAS	122.6		64	DURHAM	90.1
15	95	DEROUE	113.5			16	SAWFORD	122.4		3	CLAYTON	89.7
16	54	OWEN	113.3			1	RENDELL	120.9		98	DE VRIES	89.7
17	27	POLDEN	112.9			25	BROUWERS	120.9		70	LONGSHAW	89.6
18	98	DE VRIES	112.9			98	DE VRIES	120.6		21	KERR	89.6
19	17	JONKER	112.7			21	KERR	120.4		34	DELVES	89.3
20	3	CLAYTON	112.5			17	JONKER	120.2		25	BROUWERS	89.2
21	70	LONGSHAW	112.5			24	RODINK	120.2		17	JONKER	88.9
22	87	EDWARDS	112.5			3	CLAYTON	119.8		24	RODINK	88.7
23	34	DELVES	112.2			34	DELVES	118.9		72	HORSMAN	88.7
24	4	VALLELEY	111.4			11	CAMPBELL	118.1		44	BEST	88.7
25	11	CAMPBELL	111.1			7	ASHBY	117.7		11	CAMPBELL	88.3
26	24	RODINK	111.1			65	OWENS	117.7		7	ASHBY	87.3
27	97	MOORE	110.9			54	OWEN	117.3		87	EDWARDS	87.1
28	64	DURHAM	110.3			87	EDWARDS	116.9		97	MOORE	86.9
29	21	KERR	109.2			97	MOORE	115.7		54	OWEN	86.6
30	7	ASHBY	108.0			72	HORSMAN	115.3		4	VALLELEY	85.8
31	72	HORSMAN	106.1			4	VALLELEY	114.3		65	OWENS	84.1
32												
33												
34												

Weather / Track : Cloudy / Dry

Results can be found at www.tsl-timing.comDonington Park GP
Circuit Length = 2.4873 miles
Start: 15:35 Flag 15:52 End: 15:54

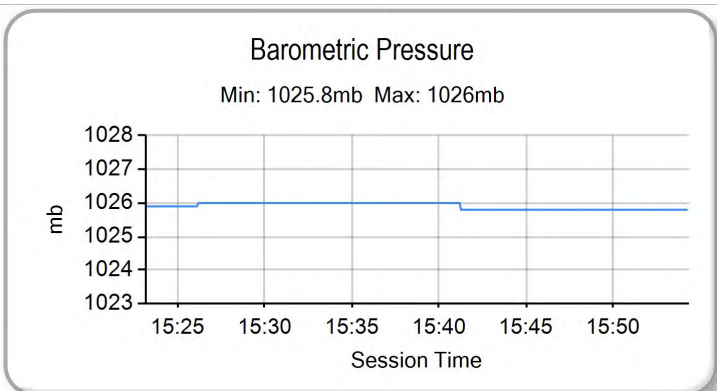
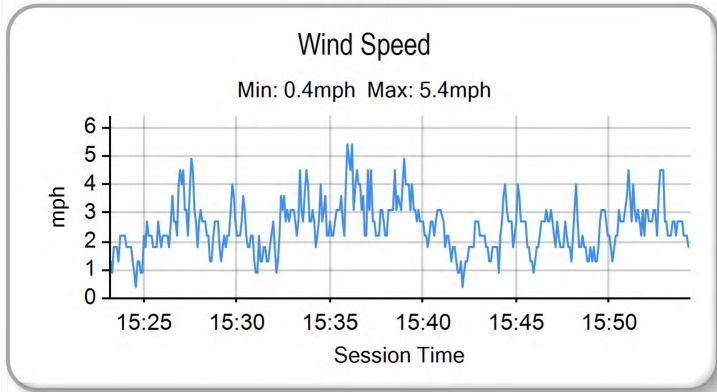
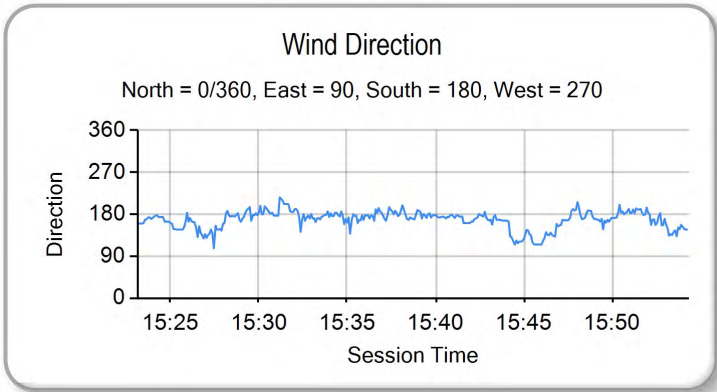
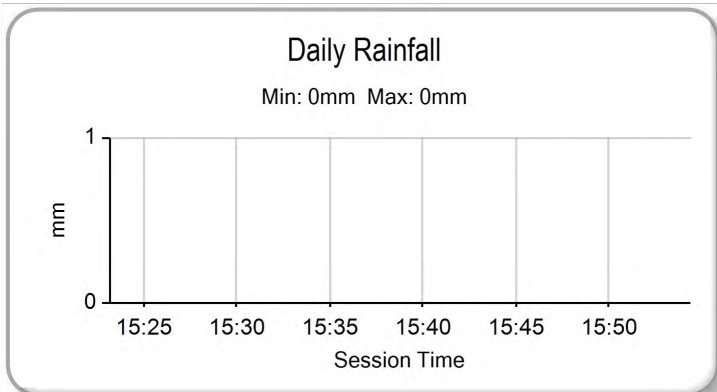
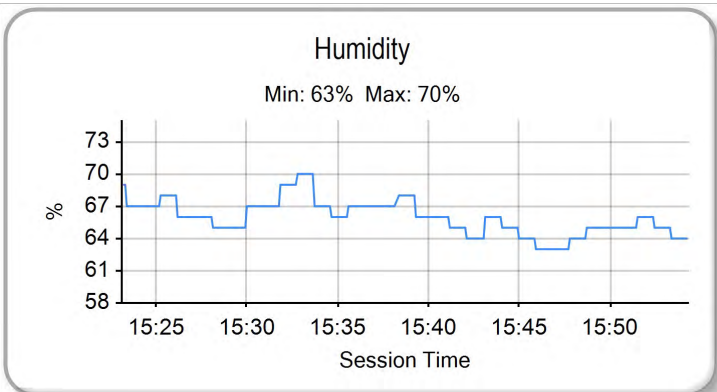
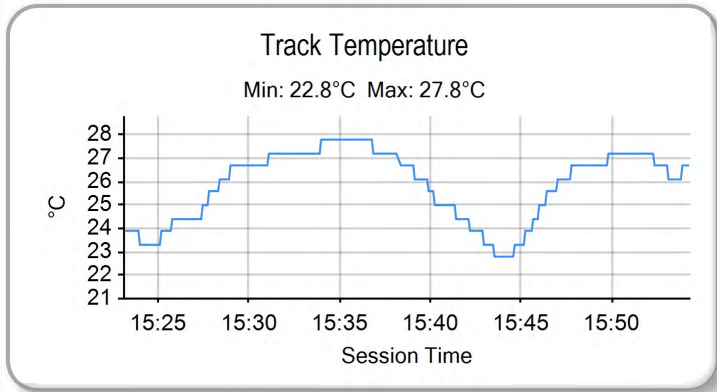
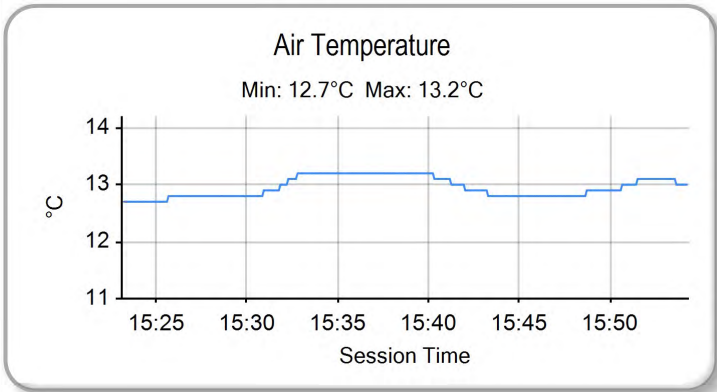
Printed - 16:00 Sunday, 05 April 2015

MCRCB BULLETIN TK145

2015 MCE British Superbike Championship - Round 1

2015 HEL British Motostar Championship

RACE 3 - WEATHER CONDITIONS



Weather / Track : Cloudy / Dry

Donington Park GP
Circuit Length = 2.4873 miles
Start: 15:35 Flag 15:52 End: 15:54

Results can be found at www.tsl-timing.com

Printed - 16:01 Sunday, 05 April 2015

MCRCB BULLETIN TK146

2015 HEL Performance British Motostar Championship

MOTO 3 POINTS AFTER ROUND 1

	TOTAL	GAP	DIFF	4th-6th April Donington Park	17th-19th April Brands Hatch Indy	2nd-4th May Oulton Park	19th-21st June Snetterton	3rd-5th July Knockhill	17th-19th July Brands Hatch GP	31st July-2nd August Thruxton	21st-23rd August Cadwell Park	4th-6th September Oulton Park	18th-20th September Assen	2nd-4th October Silverstone	16th-18th October
Brad RAY	25			25											
Taz TAYLOR	20	5		20											
Edward RENDELL	16	9	4	16											
Georgina POLDEN	13	12	3	13											
Joe THOMAS	11	14	2	11											
Joseph THOMPSON	10	15	1	10											
Vasco VAN DER VALK	9	16	1	9											
Elliot LODGE	8	17	1	8											
Brian SLOOTEN	7	18	1	7											
Joel MARKLUND	6	19	1	6											
Tomas DE VRIES	5	20	1	5											
Richard KERR	4	21	1	4											
Mike BROUWERS	3	22	1	3											

MCRCB BULLETIN TK179

2015 HEL Performance British Motostar Championship

125GP POINTS AFTER ROUND 1 - AMENDED

	TOTAL	GAP	DIFF	4th-6th April Donington Park	17th-19th April Brands Hatch Indy	2nd-4th May Oulton Park	19th-21st June Snetterton	3rd-5th July Knockhill	17th-19th July Brands Hatch GP	31st July-2nd August Thruxton	21st-23rd August Cadwell Park	4th-6th September Oulton Park	18th-20th September Assen	2nd-4th October Silverstone	16th-18th October
Andrew SAWFORD	25			25											
Ryan LONGSHAW	20	5		20											
Mark CLAYTON	16	9	4	16											
Wesley JONKER	13	12	3	13											
Liam DELVES	11	14	2	11											
Josh OWENS	10	15	1	10											
Stephen CAMPBELL	9	16	1	9											
Tasia RODINK	8	17	1	8											
Jamie ASHBY	7	18	1	7											
Cameron HORSMAN	6	19	1	6											
Bryn OWEN	5	20	1	5											
Jamie EDWARDS	4	21	1	4											
Adam MOORE	3	22	1	3											



ROW 12	36	77	Alex PERSSON	35	13	Sam BURMAN	34	97	Adam MOORE	
ROW 11		33	87	Jamie EDWARDS	32	54	Bryn OWEN	31	7	Jamie ASHBY
ROW 10	30	72	Cameron HORSMAN	29	4	Louis VALLELEY	28	24	Tasia RODINK	
ROW 9		27	44	Edmund BEST	26	11	Stephen CAMPBELL	25	21	Richard KERR
ROW 8	24	65	Josh OWENS	23	34	Liam DELVES	22	3	Mark CLAYTON	
ROW 7		21	17	Wesley JONKER	20	64	Asher DURHAM	19	70	Ryan LONGSHAW
ROW 6	18	98	Tomas DE VRIES	17	47	Jake ARCHER	16	16	Andrew SAWFORD	
ROW 5		15	25	Mike BROUWERS	14	20	Joel MARKLUND	13	42	Brian SLOOTEN
ROW 4	12	86	Charlie NESBITT	11	26	Dani SAEZ	10	52	Jorel BOERBOOM	
ROW 3		9	35	Elliot LODGE	8	74	Joseph THOMPSON	7	95	Scott DEROUÉ
ROW 2	6	62	Vasco VAN DER VALK	5	27	Georgina POLDEN	4	2	Joe THOMAS	
ROW 1		3	1	Edward RENDELL	2	28	Brad RAY	1	6	Taz TAYLOR
									Pole	

Donington Park GP
Circuit Length = 2.4873 miles

These results are provisional until the conclusion of any judicial and technical matters.

Race Director :	Stewards :	Timekeeper :
-----------------	------------	--------------

Results can be found at www.britishsuperbike.com

Printed - 16:01 Sunday, 05 April 2015





POS	NO	CL	PIC NAME	ENTRY	TIME	ON	LAPS	GAP	DIFF	MPH
1	95	M3	1 Scott DEROUÉ	KTM - Redline KTM	1:39.282	4	5			90.19
2	28	M3	2 Brad RAY	KTM - Redline KTM/FAB Racing	1:39.647	5	5	0.365	0.365	89.86
3	26	M3	3 Dani SAEZ	Repli-Cast Moto 3 - Repli-Cast - Armstrong	1:40.518	5	5	1.236	0.871	89.08
4	6	M3	4 Taz TAYLOR	KTM - RS racing	1:40.845	5	5	1.563	0.327	88.79
5	52	M3	5 Jorel BOERBOOM	Kalex KTM - FPW Racing	1:41.799	4	5	2.517	0.954	87.96
6	2	M3	6 Joe THOMAS	Honda - Team ILR	1:42.129	4	5	2.847	0.330	87.67
7	35	M3	7 Elliot LODGE	Honda - Essential Team Racing / SP125	1:42.143	5	5	2.861	0.014	87.66
8	62	M3	8 Vasco VAN DER VALK	Honda - Team ILR / Vasco62.nl	1:42.168	5	5	2.886	0.025	87.64
9	86	M3	9 Charlie NESBITT	Repli-Cast Moto 3 - Repli-Cast UK	1:42.252	5	5	2.970	0.084	87.57
10	27	M3	10 Georgina POLDEN	KTM - RS Racing	1:42.578	5	5	3.296	0.326	87.29
11	1	M3	11 Edward RENDELL	Honda - Banks Racing	1:42.661	4	5	3.379	0.083	87.22
12	42	M3	12 Brian SLOOTEN	Honda - Bakker Frames Holland	1:42.864	5	5	3.582	0.203	87.05
13	65		1 Josh OWENS	Honda - JPL Racing	1:43.058	4	5	3.776	0.194	86.88
14	64	M3	13 Asher DURHAM	Honda - Cresswell Racing / Total Hire & Sales	1:44.110	5	5	4.828	1.052	86.00
15	25	M3	14 Mike BROUWERS	Honda - Joma / Brouwersracingteam	1:44.438	3	5	5.156	0.328	85.73
16	98	M3	15 Tomas DE VRIES	Honda - DAT Racing	1:44.767	3	5	5.485	0.329	85.47
17	20	M3	16 Joel MARKLUND	Honda - Marklund Solutions	1:45.102	5	5	5.820	0.335	85.19
18	74	M3	17 Joseph THOMPSON	Repli-Cast Moto 3 - Repli-Cast UK	1:45.707	3	3	6.425	0.605	84.71
19	17		2 Wesley JONKER	Luyten Honda - Racing Family	1:45.869	5	5	6.587	0.162	84.58
20	44	M3	18 Edmund BEST	Honda - SymCirrus Motorsport	1:45.898	5	5	6.616	0.029	84.55
21	87		3 Jamie EDWARDS	Nykos - Kinpac Racing	1:46.759	3	5	7.477	0.861	83.87
22	47	M3	19 Jake ARCHER	Honda - RS Racing	1:47.575	2	2	8.293	0.816	83.23
23	34		4 Liam DELVES	Honda - Crucials Sauce / Banks Racing	1:47.762	4	5	8.480	0.187	83.09
24	24		5 Tasia RODINK	Honda - Promemo Racing	1:47.829	2	5	8.547	0.067	83.04
25	3		6 Mark CLAYTON	Honda - SP125 / Refined Recruitment	1:47.944	5	5	8.662	0.115	82.95
26	70		7 Ryan LONGSHAW	Honda - RCD Motorsport	1:47.945	4	5	8.663	0.001	82.95
27	72		8 Cameron HORSMAN	Honda - FAB-Racing	1:48.054	3	4	8.772	0.109	82.87
28	11		9 Stephen CAMPBELL	Honda - Campbell Racing	1:48.451	5	5	9.169	0.397	82.56
29	97		10 Adam MOORE	KTM - Cresswell Racing	1:49.394	5	5	10.112	0.943	81.85
30	54		11 Bryn OWEN	Honda - Bryn Taff Racing	1:49.970	4	5	10.688	0.576	81.42
31	13	M3	20 Sam BURMAN	Honda - WNT / Burman Racing	1:50.364	5	5	11.082	0.394	81.13
32	7		12 Jamie ASHBY	Honda - SP125 / JPA Racing	1:51.703	4	4	12.421	1.339	80.16
33	4		13 Louis VALLELEY	KTM - CM Racing			2			
34	21	M3	21 Richard KERR	Honda - Bob Wylie Racing			1			
35	16		14 Andrew SAWFORD	Aprilia - St Neots Motorcycle Co Ltd			1			

Donington Park GP
 Circuit Length = 2.4873 miles
 Start: 09:52 Flag 10:00 End: 10:02

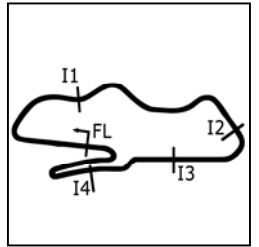
Weather / Track : Cloudy / Dry
 These results are provisional until the conclusion of any judicial and technical matters.

Race Director :	Stewards :	Timekeeper :
-----------------	------------	--------------

Results can be found at www.britishsuperbike.com

Printed - 10:04 Monday, 06 April 2015



MCRCB BULLETIN TK207**2015 MCE British Superbike Championship - Round 1****2015 HEL British Motostar Championship****WARM-UP - SECTOR ANALYSIS**

SECTOR 1 = FL to I1, SECTOR 2 = I1 to I2, SECTOR 3 = I2 to I3, SECTOR 4 = I3 to I4, SECTOR 5 = I4 to FL, DIFF = Difference To Personal Best Lap

P1 95 M3 Scott DEROUÉ		KTM - Redline KTM										
IDEAL LAP TIME : 1:39.230		BEST LAP TIME : 1:39.282										
		DIFFERENCE : 0.052										
LAP	SECTOR 1	SECTOR 2	SECTOR 3	SECTOR 4	SECTOR 5	LAP TIME	MPH	DIFF	TIME OF DAY			
1 -		104.2	28.816	13.586	123.1	12.755	26.805	92.9		09:53:46.725		
2 -	21.687	118.3	26.935	13.104	126.3	12.347	26.321	94.0	1:40.394 (3)	89.19	1.112	09:55:27.119
3 -	22.836	108.0	31.564	14.159	121.1	12.836	27.978	92.8	1:49.373	81.87	10.091	09:57:16.492
4 -	21.425	117.1	<i>26.567</i>	<i>12.896</i>	<i>127.8</i>	12.309	<i>26.085</i>	<i>94.7</i>	<i>1:39.282</i> (1)	<i>90.19</i>		<i>09:58:55.774</i>
5 -	<i>21.401</i>	<i>118.9</i>	26.646	13.185	124.7	<i>12.281</i>	26.224	93.9	1:39.737 (2)	89.78	0.455	10:00:35.511

P2 28 M3 Brad RAY		KTM - Redline KTM/FAB Racing										
IDEAL LAP TIME : 1:39.520		BEST LAP TIME : 1:39.647										
		DIFFERENCE : 0.127										
LAP	SECTOR 1	SECTOR 2	SECTOR 3	SECTOR 4	SECTOR 5	LAP TIME	MPH	DIFF	TIME OF DAY			
1 -		100.3	28.166	13.281	<i>122.4</i>	12.430	26.325	90.3				09:53:46.308
2 -	21.918	119.1	26.853	<i>13.165</i>	121.3	12.284	26.241	90.8	1:40.461 (3)	89.13	0.814	09:55:26.769
3 -	22.548	115.3	28.501	13.336	121.3	12.286	26.019	90.7	1:42.690	87.19	3.043	09:57:09.459
4 -	21.685	120.4	<i>26.614</i>	13.239	121.5	<i>12.184</i>	26.022	90.8	1:39.744 (2)	89.77	0.097	09:58:49.203
5 -	<i>21.632</i>	<i>121.7</i>	26.686	13.207	121.5	12.197	<i>25.925</i>	<i>91.3</i>	<i>1:39.647</i> (1)	<i>89.86</i>		<i>10:00:28.850</i>

P3 26 M3 Dani SAEZ		Repli-Cast Moto 3 - Repli-Cast - Armstrong										
IDEAL LAP TIME : 1:40.358		BEST LAP TIME : 1:40.518										
		DIFFERENCE : 0.160										
LAP	SECTOR 1	SECTOR 2	SECTOR 3	SECTOR 4	SECTOR 5	LAP TIME	MPH	DIFF	TIME OF DAY			
1 -	OUTLAP	90.6	29.803	13.811	124.0	13.390	27.704	91.3				09:53:53.171
2 -	22.231	110.1	28.112	13.102	<i>124.9</i>	13.194	27.924	<i>92.8</i>		85.63	4.045	09:55:37.734
3 -	21.916	113.9	26.930	13.143	124.7	12.676	27.039	92.7	1:41.704 (3)	88.04	1.186	09:57:19.438
4 -	<i>21.830</i>	<i>119.1</i>	27.075	13.191	122.4	<i>12.564</i>	26.475	92.7	1:41.135 (2)	88.53	0.617	09:59:00.573
5 -	21.838	114.9	<i>26.808</i>	<i>13.006</i>	124.7	12.716	<i>26.150</i>	92.7	<i>1:40.518</i> (1)	<i>89.08</i>		<i>10:00:41.091</i>

P4 6 M3 Taz TAYLOR		KTM - RS racing										
IDEAL LAP TIME : 1:40.811		BEST LAP TIME : 1:40.845										
		DIFFERENCE : 0.034										
LAP	SECTOR 1	SECTOR 2	SECTOR 3	SECTOR 4	SECTOR 5	LAP TIME	MPH	DIFF	TIME OF DAY			
1 -	OUTLAP	93.2	29.925	13.769	127.8	13.245	28.152	93.1				09:53:52.975
2 -	22.225	105.8	27.935	13.183	<i>128.5</i>	12.832	27.057	<i>94.0</i>	1:43.232	86.74	2.387	09:55:36.207
3 -	21.769	110.1	27.299	13.283	127.5	13.445	26.538	93.5	1:42.334 (3)	87.50	1.489	09:57:18.541
4 -	<i>21.668</i>	<i>117.5</i>	27.069	13.320	123.8	12.843	26.976	93.5	1:41.876 (2)	87.89	1.031	09:59:00.417
5 -	21.702	<i>117.5</i>	<i>26.877</i>	<i>13.044</i>	124.9	<i>12.728</i>	<i>26.494</i>	<i>94.0</i>	<i>1:40.845</i> (1)	<i>88.79</i>		<i>10:00:41.262</i>

P5 52 M3 Jorel BOERBOOM		Kalex KTM - FPW Racing										
IDEAL LAP TIME : 1:41.464		BEST LAP TIME : 1:41.799										
		DIFFERENCE : 0.335										
LAP	SECTOR 1	SECTOR 2	SECTOR 3	SECTOR 4	SECTOR 5	LAP TIME	MPH	DIFF	TIME OF DAY			
1 -		97.3	29.377	13.548	124.0	13.085	27.887	93.1				09:53:49.314
2 -	22.504	111.2	27.312	13.275	<i>124.7</i>	12.576	26.932	92.3	1:42.599	87.27	0.800	09:55:31.913
3 -	22.078	105.6	27.510	<i>13.270</i>	123.8	<i>12.447</i>	27.276	<i>93.3</i>	1:42.581 (3)	87.29	0.782	09:57:14.494
4 -	21.942	114.3	27.243	13.408	123.8	12.494	<i>26.712</i>	92.8	<i>1:41.799</i> (1)	<i>87.96</i>		<i>09:58:56.293</i>
5 -	<i>21.907</i>	<i>116.7</i>	<i>27.128</i>	13.469	122.6	12.473	27.081	91.9	1:42.058 (2)	87.73	0.259	10:00:38.351

P6 2 M3 Joe THOMAS		Honda - Team ILR										
IDEAL LAP TIME : 1:42.025		BEST LAP TIME : 1:42.129										
		DIFFERENCE : 0.104										
LAP	SECTOR 1	SECTOR 2	SECTOR 3	SECTOR 4	SECTOR 5	LAP TIME	MPH	DIFF	TIME OF DAY			
1 -		106.5	29.246	13.386	121.1	12.892	27.450	89.6				09:53:48.694
2 -	22.414	<i>119.4</i>	27.592	13.292	119.6	12.893	27.065	90.2	1:43.256	86.72	1.127	09:55:31.950
3 -	22.173	113.7	27.728	13.249	120.2	<i>12.839</i>	26.939	<i>91.5</i>	1:42.928 (3)	86.99	0.799	09:57:14.878
4 -	<i>22.029</i>	115.9	<i>27.197</i>	<i>13.156</i>	<i>122.0</i>	12.943	<i>26.804</i>	90.8	<i>1:42.129</i> (1)	<i>87.67</i>		<i>09:58:57.007</i>
5 -	22.317	114.7	27.259	13.252	120.0	12.866	26.921	90.7	1:42.615 (2)	87.26	0.486	10:00:39.622

P7 35 M3 Elliot LODGE		Honda - Essential Team Racing / SP125							
IDEAL LAP TIME : 1:42.143		BEST LAP TIME : 1:42.143							
		DIFFERENCE : 0.000							
LAP	SECTOR 1	SECTOR 2	SECTOR 3	SECTOR 4	SECTOR 5	LAP TIME	MPH	DIFF	TIME OF DAY

Weather / Track : Cloudy / Dry

Donington Park GP

Circuit Length = 2.4873 miles

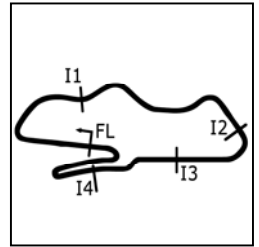
Start: 09:52 Flag 10:00 End: 10:02

MCRCB BULLETIN TK207

2015 MCE British Superbike Championship - Round 1

2015 HEL British Motostar Championship

WARM-UP - SECTOR ANALYSIS



SECTOR 1 = FL to I1, SECTOR 2 = I1 to I2, SECTOR 3 = I2 to I3, SECTOR 4 = I3 to I4, SECTOR 5 = I4 to FL, DIFF = Difference To Personal Best Lap

5- 22.568 114.3 27.726 13.662 114.3 13.270 27.138 88.1 1:44.364 (2) 85.80 1.306 10:00:52.126

P14 64 M3 Asher DURHAM

Honda - Cresswell Racing / Total Hire & Sales

IDEAL LAP TIME : 1:43.501 BEST LAP TIME : 1:44.110 DIFFERENCE : 0.609

LAP	SECTOR 1	SECTOR 2	SECTOR 3	SECTOR 4	SECTOR 5	LAP TIME	MPH	DIFF	TIME OF DAY
1-		100.7	28.446	13.721 118.3	13.272	28.075 90.4			09:53:48.968
2-	22.643	113.7	27.806	13.465 119.6	12.931	27.580 90.8	1:44.425 (2)	85.75	0.315 09:55:33.393
3-	22.437 115.3	27.497	13.786 118.1	13.120	27.646 89.1	1:44.486 (3)	85.70	0.376 09:57:17.879	
4-	22.592 114.3	27.455	13.592 119.1	13.195	27.752 89.6	1:44.586	85.61	0.476 09:59:02.465	
5-	22.484 114.7	27.833	13.614 117.9	12.966	27.213 90.2	1:44.110 (1)	86.00		10:00:46.575

P15 25 M3 Mike BROUWERS

Honda - Joma / Brouwersracingteam

IDEAL LAP TIME : 1:44.334 BEST LAP TIME : 1:44.438 DIFFERENCE : 0.104

LAP	SECTOR 1	SECTOR 2	SECTOR 3	SECTOR 4	SECTOR 5	LAP TIME	MPH	DIFF	TIME OF DAY
1-		95.4	30.086	13.992 119.1	13.730	29.031 86.8			09:53:54.842
2-	22.901 112.9	27.836	13.493 118.9	13.103	28.653 88.0	1:45.986	84.48	1.548	09:55:40.828
3-	22.412 116.1	27.529	13.461 119.6	13.117	27.919 88.6	1:44.438 (1)	85.73		09:57:25.266
4-	22.355 114.3	27.561	13.487 119.8	13.100	28.165 88.0	1:44.668 (2)	85.55	0.230	09:59:09.934
5-	22.438 115.1	27.579	13.604 116.7	13.070	28.000 87.6	1:44.691 (3)	85.53	0.253	10:00:54.625

P16 98 M3 Tomas DE VRIES

Honda - DAT Racing

IDEAL LAP TIME : 1:44.467 BEST LAP TIME : 1:44.767 DIFFERENCE : 0.300

LAP	SECTOR 1	SECTOR 2	SECTOR 3	SECTOR 4	SECTOR 5	LAP TIME	MPH	DIFF	TIME OF DAY
1-		94.7	29.274	13.747 117.7	13.397	28.389 88.6			09:53:51.891
2-	22.775 110.7	28.087	13.512 117.3	13.362	27.897 89.8	1:45.633	84.76	0.866	09:55:37.524
3-	22.584 111.4	27.698	13.524 117.7	13.288	27.673 89.9	1:44.767 (1)	85.47		09:57:22.291
4-	22.605 110.1	27.822	13.924 115.5	13.268	27.428 89.2	1:45.047 (2)	85.24	0.280	09:59:07.338
5-	22.941 110.0	27.957	13.513 116.7	13.543	27.405 88.9	1:45.359 (3)	84.98	0.592	10:00:52.697

P17 20 M3 Joel MARKLUND

Honda - Marklund Solutions

IDEAL LAP TIME : 1:44.733 BEST LAP TIME : 1:45.102 DIFFERENCE : 0.369

LAP	SECTOR 1	SECTOR 2	SECTOR 3	SECTOR 4	SECTOR 5	LAP TIME	MPH	DIFF	TIME OF DAY
1-	OUTLAP	97.2	29.543	13.957 120.9	13.442	28.624 92.3			09:54:21.620
2-	23.066 110.0	29.332	13.815 120.0	13.209	28.031 90.3	1:47.453 (3)	83.33	2.351	09:56:09.073
3-	23.199 99.1	29.373	14.108 118.7	12.998	27.804 90.6	1:47.482	83.31	2.380	09:57:56.555
4-	22.583 110.7	28.270	13.703 120.6	13.212	27.669 91.2	1:45.437 (2)	84.92	0.335	09:59:41.992
5-	22.389 116.5	28.547	13.592 120.6	13.090	27.484 92.8	1:45.102 (1)	85.19		10:01:27.094

P18 74 M3 Joseph THOMPSON

Repli-Cast Moto 3 - Repli-Cast UK

IDEAL LAP TIME : 1:45.707 BEST LAP TIME : 1:45.707 DIFFERENCE : 0.000

LAP	SECTOR 1	SECTOR 2	SECTOR 3	SECTOR 4	SECTOR 5	LAP TIME	MPH	DIFF	TIME OF DAY
1-	OUTLAP	88.3	30.216	14.438 114.9	14.254	29.227 88.1			09:58:10.834
2-	23.655 95.7	28.758	14.014 118.1	13.210	27.880 88.9	1:47.517 (2)	83.28	1.810	09:59:58.351
3-	22.929 109.2	28.192	13.849 117.9	12.997	27.740 89.7	1:45.707 (1)	84.71		10:01:44.058

P19 17 Wesley JONKER

Luyten Honda - Racing Family

IDEAL LAP TIME : 1:45.817 BEST LAP TIME : 1:45.869 DIFFERENCE : 0.052

LAP	SECTOR 1	SECTOR 2	SECTOR 3	SECTOR 4	SECTOR 5	LAP TIME	MPH	DIFF	TIME OF DAY
1-	OUTLAP	84.2	31.699	14.367 117.1	14.169	29.754 87.2			09:54:01.004
2-	23.244 104.3	28.626	13.880 117.7	13.378	29.402 88.0	1:48.530 (3)	82.50	2.661	09:55:49.534
3-	22.956 105.8	29.723	13.881 116.5	13.239	28.842 87.3	1:48.641	82.42	2.772	09:57:38.175
4-	22.930 109.1	28.340	13.868 117.3	13.137	28.343 87.5	1:46.618 (2)	83.98	0.749	09:59:24.793
5-	22.706 107.8	28.213	13.793 116.5	13.189	27.968 88.1	1:45.869 (1)	84.58		10:01:10.662

P20 44 M3 Edmund BEST

Honda - SymCirrus Motorsport

IDEAL LAP TIME : 1:45.698 BEST LAP TIME : 1:45.898 DIFFERENCE : 0.200

LAP	SECTOR 1	SECTOR 2	SECTOR 3	SECTOR 4	SECTOR 5	LAP TIME	MPH	DIFF	TIME OF DAY
-----	----------	----------	----------	----------	----------	----------	-----	------	-------------

Weather / Track : Cloudy / Dry

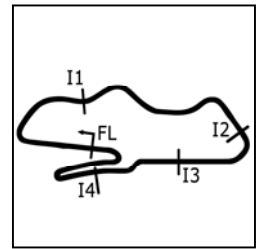
Donington Park GP
Circuit Length = 2.4873 miles
Start: 09:52 Flag 10:00 End: 10:02

MCRCB BULLETIN TK207

2015 MCE British Superbike Championship - Round 1

2015 HEL British Motostar Championship

WARM-UP - SECTOR ANALYSIS



SECTOR 1 = FL to I1, SECTOR 2 = I1 to I2, SECTOR 3 = I2 to I3, SECTOR 4 = I3 to I4, SECTOR 5 = I4 to FL, DIFF = Difference To Personal Best Lap

Lap	Outlap	S1	S2	S3	S4	S5	MPH	Diff	Time of Day			
1-	OUTLAP	89.5	31.766	14.172	120.6	13.915	29.590	89.4	09:53:59.986			
2-	23.464	109.4	28.588	13.738	121.1	13.647	29.518	88.6	1:48.955	82.18	3.057	09:55:48.941
3-	23.180	107.2	29.011	13.968	115.5	13.643	28.935	89.8	1:48.737 (3)	82.34	2.839	09:57:37.678
4-	23.112	111.1	28.280	13.592	117.7	13.228	28.205	90.6	1:46.417 (2)	84.14	0.519	09:59:24.095
5-	22.723	111.2	27.957	13.735	116.7	13.285	28.198	88.8	1:45.898 (1)	84.55		10:01:09.993

P21 87		Jamie EDWARDS				Nykos - Kinpac Racing					
IDEAL LAP TIME :		BEST LAP TIME : 1:46.759				DIFFERENCE :					
LAP	SECTOR 1	SECTOR 2	SECTOR 3	SECTOR 4	SECTOR 5	LAP TIME	MPH	DIFF	TIME OF DAY		
1-	OUTLAP	89.0	31.355	13.974	119.1	13.533	29.539				09:54:03.650
2-								5.297			09:55:55.706
3-							1:52.056	79.91	1:46.759 (1)	83.87	09:57:42.465
4-							1:49.545 (3)	81.74	2.786		09:59:32.010
5-							1:48.246 (2)	82.72	1.487		10:01:20.256

P22 47 M3		Jake ARCHER				Honda - RS Racing					
IDEAL LAP TIME :		BEST LAP TIME : 1:47.575				DIFFERENCE : 1.262					
LAP	SECTOR 1	SECTOR 2	SECTOR 3	SECTOR 4	SECTOR 5	LAP TIME	MPH	DIFF	TIME OF DAY		
1-	OUTLAP	83.9	31.223	13.853	123.1	13.624	28.891	91.1			09:53:58.829
2-	22.856	104.5	29.525	13.719	123.3	13.198	28.277	91.2	1:47.575 (1)	83.23	09:55:46.404

P23 34		Liam DELVES				Honda - Crucials Sauce / Banks Racing						
IDEAL LAP TIME :		BEST LAP TIME : 1:47.762				DIFFERENCE : 1.115						
LAP	SECTOR 1	SECTOR 2	SECTOR 3	SECTOR 4	SECTOR 5	LAP TIME	MPH	DIFF	TIME OF DAY			
1-	OUTLAP	91.4	30.600	13.910	116.7	13.930	29.908	88.6			09:54:03.417	
2-	23.351	95.0	29.800	13.878	115.1	13.854	28.645	88.4	1:49.528	81.75	1.766	09:55:52.945
3-	22.812	109.8	28.682	14.252	113.7	14.634	28.867	88.0	1:49.247 (3)	81.96	1.485	09:57:42.192
4-	23.424	108.4	28.092	14.079	115.5	13.702	28.465	88.2	1:47.762 (1)	83.09		09:59:29.954
5-	23.080	109.1	28.698	14.148	114.7	13.438	28.427	88.9	1:47.791 (2)	83.07	0.029	10:01:17.745

P24 24		Tasia RODINK				Honda - Promemo Racing							
IDEAL LAP TIME :		BEST LAP TIME : 1:47.829				DIFFERENCE : 0.017							
LAP	SECTOR 1	SECTOR 2	SECTOR 3	SECTOR 4	SECTOR 5	LAP TIME	MPH	DIFF	TIME OF DAY				
1-	OUTLAP	91.9	30.659	14.189	118.1	14.241	30.386	87.6				09:54:01.854	
2-	23.382	103.7	28.506	13.911	116.9	13.274	28.756	88.3	1:47.829 (1)	83.04		09:55:49.683	
3-	24.050	102.2	30.293	14.338	114.7	13.928	29.298	87.3	1:51.907 (2)	80.01	4.078	09:57:41.590	
4-	24.397	103.2	29.608	14.137	118.5	14.104	29.702	88.3	1:51.948 (3)	79.98	4.119	09:59:33.538	
5-	23.663	102.6	29.257	13.894	118.7	13.807	IN PIT		1:50.626	P	80.94	2.797	10:01:24.164

P25 3		Mark CLAYTON				Honda - SP125 / Refined Recruitment						
IDEAL LAP TIME :		BEST LAP TIME : 1:47.944				DIFFERENCE : 0.137						
LAP	SECTOR 1	SECTOR 2	SECTOR 3	SECTOR 4	SECTOR 5	LAP TIME	MPH	DIFF	TIME OF DAY			
1-	OUTLAP	90.9	30.575	14.274	118.7	14.136	29.870	88.6				09:54:01.503
2-	23.477	107.5	29.822	14.309	115.5	13.752	28.667	88.9	1:50.027	81.38	2.083	09:55:51.530
3-	23.256	109.6	29.540	14.331	116.5	13.944	28.751	88.1	1:49.822 (3)	81.53	1.878	09:57:41.352
4-	23.340	106.3	28.870	14.095	116.1	13.567	28.440	88.6	1:48.312 (2)	82.67	0.368	09:59:29.664
5-	23.245	109.1	28.641	14.141	115.7	13.386	28.531	88.3	1:47.944 (1)	82.95		10:01:17.608

P26 70		Ryan LONGSHAW				Honda - RCD Motorsport						
IDEAL LAP TIME :		BEST LAP TIME : 1:47.945				DIFFERENCE : 0.663						
LAP	SECTOR 1	SECTOR 2	SECTOR 3	SECTOR 4	SECTOR 5	LAP TIME	MPH	DIFF	TIME OF DAY			
1-	OUTLAP	95.1	31.308	14.492	116.1	14.621	30.577	85.7				09:54:05.785
2-	23.967	105.8	29.599	14.156	114.9	13.979	29.131	88.3	1:50.832	80.79	2.887	09:55:56.617
3-	23.145	108.0	29.167	13.706	118.1	14.154	28.518	88.1	1:48.690 (2)	82.38	0.745	09:57:45.307
4-	23.168	110.5	28.198	13.808	118.1	13.796	28.975	88.4	1:47.945 (1)	82.95		09:59:33.252
5-	23.597	104.0	29.841	13.992	120.4	13.914	28.437	87.3	1:49.781 (3)	81.56	1.836	10:01:23.033

Weather / Track : Cloudy / Dry

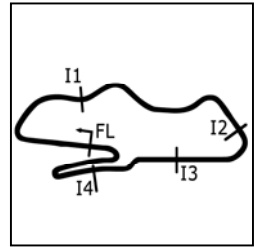
Donington Park GP
Circuit Length = 2.4873 miles
Start: 09:52 Flag 10:00 End: 10:02

MCRCB BULLETIN TK207

2015 MCE British Superbike Championship - Round 1

2015 HEL British Motostar Championship

WARM-UP - SECTOR ANALYSIS



SECTOR 1 = FL to I1, SECTOR 2 = I1 to I2, SECTOR 3 = I2 to I3, SECTOR 4 = I3 to I4, SECTOR 5 = I4 to FL, DIFF = Difference To Personal Best Lap

P27	72	Cameron HORSMAN	Honda - FAB-Racing						
IDEAL LAP TIME : 1:47.779		BEST LAP TIME : 1:48.054			DIFFERENCE : 0.275				

LAP	SECTOR 1	SECTOR 2	SECTOR 3	SECTOR 4	SECTOR 5	LAP TIME	MPH	DIFF	TIME OF DAY			
1-	OUTLAP	88.4	31.502	15.414	91.5	15.848	IN PIT		P	09:54:21.501		
2-	OUTLAP	96.9	29.586	14.456	112.5	14.095	28.756	87.3	2:59.150	49.98	1:11.096	09:57:20.651
3-	23.293	107.5	28.638	14.118	111.6	13.829	28.176	88.6	1:48.054 (1)	82.87		09:59:08.705
4-	23.296	108.2	28.637	13.844	113.5	13.961	28.479	86.5	1:48.217 (2)	82.74	0.163	10:00:56.922

P28	11	Stephen CAMPBELL	Honda - Campbell Racing						
IDEAL LAP TIME : 1:48.361		BEST LAP TIME : 1:48.451			DIFFERENCE : 0.090				

LAP	SECTOR 1	SECTOR 2	SECTOR 3	SECTOR 4	SECTOR 5	LAP TIME	MPH	DIFF	TIME OF DAY			
1-	OUTLAP	87.0	31.797	14.617	112.9	14.882	30.198	85.6			09:54:22.525	
2-	24.294	103.0	29.952	14.252	113.9	13.513	29.298	84.4	1:51.309	80.44	2.858	09:56:13.834
3-	24.218	105.0	28.811	14.163	112.5	13.642	28.939	86.3	1:49.773 (3)	81.57	1.322	09:58:03.607
4-	23.707	106.8	29.134	14.117	112.4	13.694	28.586	85.5	1:49.238 (2)	81.97	0.787	09:59:52.845
5-	23.659	106.6	28.651	13.952	112.9	13.540	28.649	86.4	1:48.451 (1)	82.56		10:01:41.296

P29	97	Adam MOORE	KTM - Cresswell Racing						
IDEAL LAP TIME : 1:48.647		BEST LAP TIME : 1:49.394			DIFFERENCE : 0.747				

LAP	SECTOR 1	SECTOR 2	SECTOR 3	SECTOR 4	SECTOR 5	LAP TIME	MPH	DIFF	TIME OF DAY			
1-	OUTLAP	95.8	30.270	14.139	114.5	14.371	30.465	88.0			09:54:02.618	
2-	24.046	96.8	30.264	13.773	114.1	13.792	29.527	87.5	1:51.402	80.37	2.008	09:55:54.020
3-	23.961	109.1	28.553	13.775	112.7	13.693	29.588	85.6	1:49.570 (2)	81.72	0.176	09:57:43.590
4-	23.903	109.2	28.581	13.844	114.5	14.104	30.013	87.6	1:50.445 (3)	81.07	1.051	09:59:34.035
5-	23.623	106.3	28.949	13.900	116.1	13.917	29.005	87.2	1:49.394 (1)	81.85		10:01:23.429

P30	54	Bryn OWEN	Honda - Bryn Taff Racing						
IDEAL LAP TIME : 1:49.633		BEST LAP TIME : 1:49.970			DIFFERENCE : 0.337				

LAP	SECTOR 1	SECTOR 2	SECTOR 3	SECTOR 4	SECTOR 5	LAP TIME	MPH	DIFF	TIME OF DAY			
1-	OUTLAP	96.1	31.461	14.460	112.0	14.443	30.211	85.6			09:54:08.750	
2-	24.066	104.6	29.554	14.058	114.7	13.696	28.945	85.9	1:50.319 (2)	81.16	0.349	09:55:59.069
3-	23.943	106.1	29.689	14.237	111.1	14.067	29.456	85.1	1:51.392	80.38	1.422	09:57:50.461
4-	23.675	107.5	29.259	14.105	112.0	13.926	29.005	85.8	1:49.970 (1)	81.42		09:59:40.431
5-	23.676	106.5	29.771	14.104	111.6	14.030	29.227	83.7	1:50.808 (3)	80.81	0.838	10:01:31.239

P31	13	M3 Sam BURMAN	Honda - WNT / Burman Racing						
IDEAL LAP TIME : 1:50.331		BEST LAP TIME : 1:50.364			DIFFERENCE : 0.033				

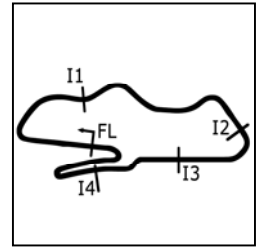
LAP	SECTOR 1	SECTOR 2	SECTOR 3	SECTOR 4	SECTOR 5	LAP TIME	MPH	DIFF	TIME OF DAY			
1-	90.3	30.679	14.313	118.9	14.268	29.608	86.6			09:53:57.061		
2-	24.342	98.8	29.685	14.535	116.9	13.784	29.952	87.8	1:52.298	79.73	1.934	09:55:49.359
3-	24.115	104.0	30.332	14.310	116.5	13.941	29.269	86.3	1:51.967 (3)	79.97	1.603	09:57:41.326
4-	24.179	106.0	29.615	14.300	117.1	13.970	29.191	88.6	1:51.255 (2)	80.48	0.891	09:59:32.581
5-	24.059	107.7	29.282	14.333	117.1	13.622	29.068	87.2	1:50.364 (1)	81.13		10:01:22.945

P32	7	Jamie ASHBY	Honda - SP125 / JPA Racing						
IDEAL LAP TIME : 1:51.703		BEST LAP TIME : 1:51.703			DIFFERENCE : 0.000				

LAP	SECTOR 1	SECTOR 2	SECTOR 3	SECTOR 4	SECTOR 5	LAP TIME	MPH	DIFF	TIME OF DAY			
1-	OUTLAP	86.3	34.164	16.396	92.0	15.944	32.382	74.1			09:54:17.608	
2-	26.719	92.9	32.496	15.366	97.9	15.300	31.129	78.5	2:01.010 (3)	73.99	9.307	09:56:18.618
3-	25.572	100.7	31.176	15.081	107.7	14.486	30.083	83.5	1:56.398 (2)	76.92	4.695	09:58:15.016
4-	24.314	102.7	30.254	14.241	112.5	13.666	29.228	85.7	1:51.703 (1)	80.16		10:00:06.719

P33	4	Louis VALLELEY	KTM - CM Racing						
IDEAL LAP TIME :		BEST LAP TIME :			DIFFERENCE :				

LAP	SECTOR 1	SECTOR 2	SECTOR 3	SECTOR 4	SECTOR 5	LAP TIME	MPH	DIFF	TIME OF DAY			
1-	OUTLAP	83.7	36.159	17.929	86.2	17.205	IN PIT		P	09:54:22.587		
2-	OUTLAP	100.4	36.321	16.683	90.8	16.690	IN PIT		P	3:27.484 P	43.15	09:57:50.071

MCRCB BULLETIN TK207**2015 MCE British Superbike Championship - Round 1****2015 HEL British Motostar Championship****WARM-UP - SECTOR ANALYSIS**

SECTOR 1 = FL to I1, SECTOR 2 = I1 to I2, SECTOR 3 = I2 to I3, SECTOR 4 = I3 to I4, SECTOR 5 = I4 to FL, DIFF = Difference To Personal Best Lap

P34	21	M3	Richard KERR		Honda - Bob Wylie Racing				
IDEAL LAP TIME : 1:56.707			BEST LAP TIME :		DIFFERENCE :				
LAP	SECTOR 1	SECTOR 2	SECTOR 3	SECTOR 4	SECTOR 5	LAP TIME	MPH	DIFF	TIME OF DAY
1-	OUTLAP	88.6	32.100	14.413	116.9	14.703	31.312	88.4	09:54:02.392

P35	16	Andrew SAWFORD		Aprilia - St Neots Motorcycle Co Ltd					
IDEAL LAP TIME :			BEST LAP TIME :		DIFFERENCE :				
LAP	SECTOR 1	SECTOR 2	SECTOR 3	SECTOR 4	SECTOR 5	LAP TIME	MPH	DIFF	TIME OF DAY
1-	OUTLAP	77.2	34.117	15.094	111.8	14.341	31.424	43.8	09:54:32.376

MCRCB BULLETIN TK208**2015 MCE British Superbike Championship - Round 1****2015 HEL British Motostar Championship****WARM-UP - BEST SPEEDS**

POS	INTERMEDIATE 1		INTERMEDIATE 2		INTERMEDIATE 3		INTERMEDIATE 4		FINISH LINE			
	NO	NAME	MPH	NO	NAME	MPH	NO	NAME	MPH	NO	NAME	MPH
1	28	RAY	121.7			6	TAYLOR	128.5		95	DEROUE	94.7
2	1	RENDELL	120.6			95	DEROUE	127.8		6	TAYLOR	94.0
3	65	OWENS	119.6			27	POLDEN	125.4		27	POLDEN	93.8
4	2	THOMAS	119.4			26	SAEZ	124.9		52	BOERBOOM	93.3
5	26	SAEZ	119.1			52	BOERBOOM	124.7		86	NESBITT	93.1
6	95	DEROUE	118.9			35	LODGE	124.0		20	MARKLUND	92.8
7	86	NESBITT	117.7			47	ARCHER	123.3		26	SAEZ	92.8
8	6	TAYLOR	117.5			28	RAY	122.4		42	SLOOTEN	92.5
9	62	VAN DER VALK	117.1			42	SLOOTEN	122.2		35	LODGE	92.0
10	52	BOERBOOM	116.7			2	THOMAS	122.0		62	VAN DER VALK	91.6
11	20	MARKLUND	116.5			44	BEST	121.1		2	THOMAS	91.5
12	25	BROUWERS	116.1			20	MARKLUND	120.9		28	RAY	91.3
13	42	SLOOTEN	115.3			62	VAN DER VALK	120.9		47	ARCHER	91.2
14	64	DURHAM	115.3			70	LONGSHAW	120.4		64	DURHAM	90.8
15	35	LODGE	113.5			1	RENDELL	120.0		44	BEST	90.6
16	27	POLDEN	112.5			25	BROUWERS	119.8		98	DE VRIES	89.9
17	98	DE VRIES	111.4			86	NESBITT	119.8		74	THOMPSON	89.7
18	44	BEST	111.2			64	DURHAM	119.6		65	OWENS	89.1
19	70	LONGSHAW	110.5			87	EDWARDS	119.1		3	CLAYTON	88.9
20	34	DELVES	109.8			13	BURMAN	118.9		34	DELVES	88.9
21	3	CLAYTON	109.6			3	CLAYTON	118.7		1	RENDELL	88.7
22	97	MOORE	109.2			24	RODINK	118.7		72	HORSMAN	88.6
23	74	THOMPSON	109.2			74	THOMPSON	118.1		13	BURMAN	88.6
24	17	JONKER	109.1			17	JONKER	117.7		25	BROUWERS	88.6
25	72	HORSMAN	108.2			65	OWENS	117.7		70	LONGSHAW	88.4
26	13	BURMAN	107.7			98	DE VRIES	117.7		21	KERR	88.4
27	54	OWEN	107.5			21	KERR	116.9		24	RODINK	88.3
28	11	CAMPBELL	106.8			34	DELVES	116.7		17	JONKER	88.1
29	47	ARCHER	106.3			97	MOORE	116.1		97	MOORE	88.0
30	24	RODINK	103.7			54	OWEN	114.7		11	CAMPBELL	86.4
31	7	ASHBY	102.7			11	CAMPBELL	113.9		54	OWEN	85.9
32	4	VALLELEY	100.4			72	HORSMAN	113.5		7	ASHBY	85.7
33	21	KERR	90.5			7	ASHBY	112.5		16	SAWFORD	43.8
34	87	EDWARDS	89.0			16	SAWFORD	111.8				
35	16	SAWFORD	77.2			4	VALLELEY	90.8				

Weather / Track : Cloudy / Dry

Results can be found at www.tsl-timing.comDonington Park GP
Circuit Length = 2.4873 miles
Start: 09:52 Flag 10:00 End: 10:02

Printed - 10:05 Monday, 06 April 2015

MCRCB BULLETIN TK209

2015 MCE British Superbike Championship - Round 1

2015 HEL British Motostar Championship

WARM-UP - BEST SECTORS

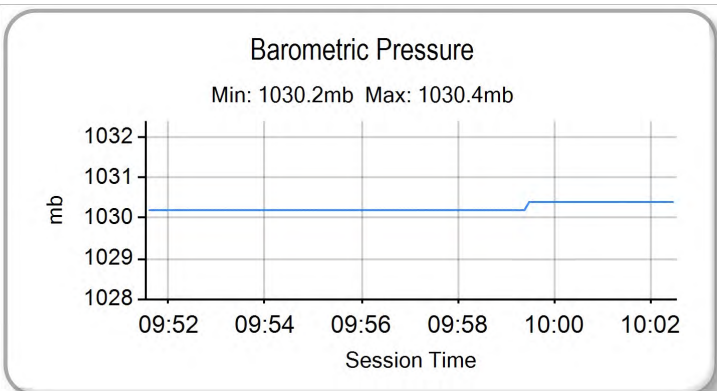
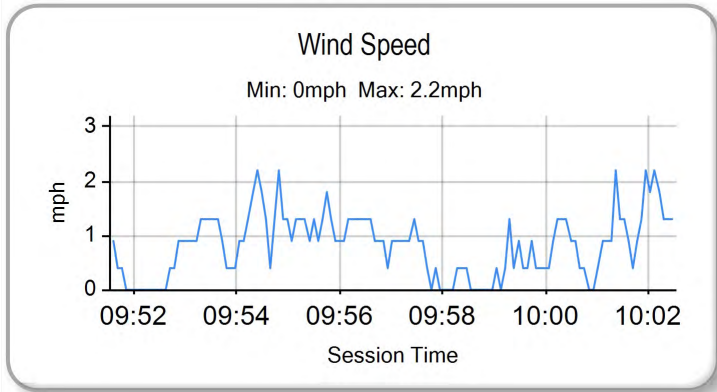
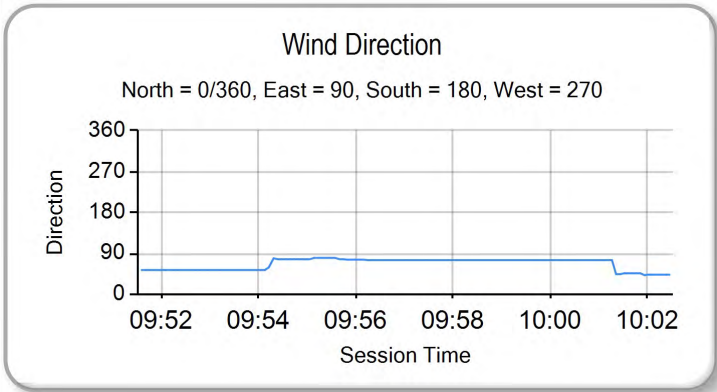
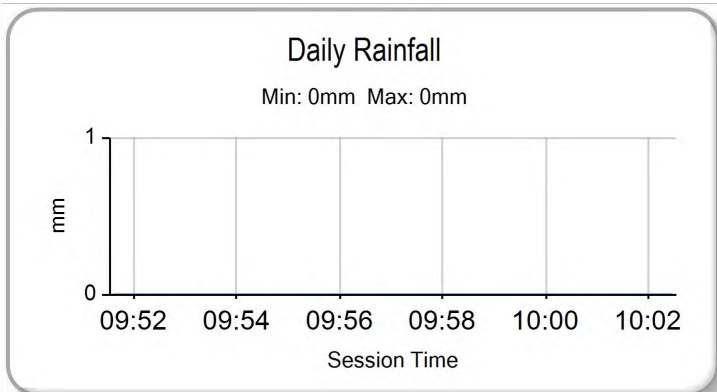
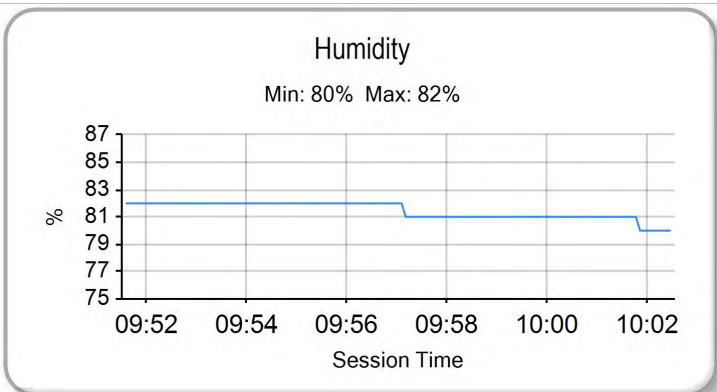
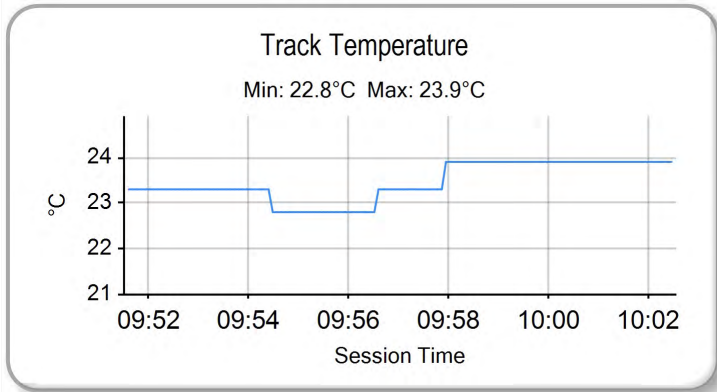
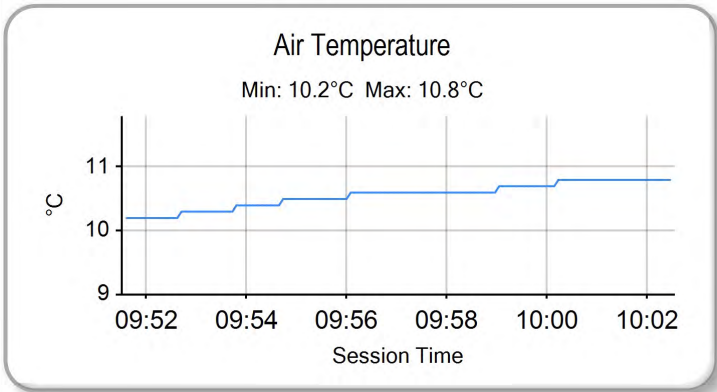
POS	SECTOR 1		SECTOR 2		SECTOR 3		SECTOR 4		SECTOR 5		IDEAL / BEST COMPARISON						
	NO	TIME	NO	TIME	NO	TIME	NO	TIME	NO	TIME	POS	NO	NAME	IDEAL	BEST	DIFF	
														PERFECT LAP	1:38.973		
1	95	DER 21.401	95	DER 26.567	95	DER 12.896	28	RAY 12.184	28	RAY 25.925	1	95	DEROUE	1:39.230	1:39.282	0.052	
2	28	RAY 21.632	28	RAY 26.614	26	SAE 13.006	95	DER 12.281	95	DER 26.085	2	28	RAY	1:39.520	1:39.647	0.127	
3	6	TAY 21.668	26	SAE 26.808	6	TAY 13.044	52	BOE 12.447	26	SAE 26.150	3	26	SAEZ	1:40.358	1:40.518	0.160	
4	26	SAE 21.830	6	TAY 26.877	2	THO 13.156	26	SAE 12.564	6	TAY 26.494	4	6	TAYLOR	1:40.811	1:40.845	0.034	
5	52	BOE 21.907	52	BOE 27.128	27	POL 13.156	35	LOD 12.573	35	LOD 26.516	5	52	BOERBOOM	1:41.464	1:41.799	0.335	
6	27	POL 21.933	62	VAN 27.138	28	RAY 13.165	1	REN 12.607	62	VAN 26.638	6	62	VAN DER VALK	1:41.969	1:42.168	0.199	
7	65	OWE 21.985	2	THO 27.197	35	LOD 13.180	86	NES 12.671	52	BOE 26.712	7	2	THOMAS	1:42.025	1:42.129	0.104	
8	86	NES 22.007	1	REN 27.296	52	BOE 13.270	62	VAN 12.682	2	THO 26.804	8	35	LODGE	1:42.143	1:42.143	0.000	
9	2	THO 22.029	86	NES 27.360	42	SLO 13.358	6	TAY 12.728	1	REN 26.808	9	86	NESBITT	1:42.229	1:42.252	0.023	
10	62	VAN 22.110	64	DUR 27.455	86	NES 13.369	42	SLO 12.737	86	NES 26.822	10	1	RENDELL	1:42.470	1:42.661	0.191	
11	1	REN 22.184	42	SLO 27.494	62	VAN 13.401	2	THO 12.839	42	SLO 26.843	11	27	POLDEN	1:42.578	1:42.578	0.000	
12	42	SLO 22.260	27	POL 27.515	25	BRO 13.461	65	OWE 12.855	65	OWE 26.932	12	42	SLOOTEN	1:42.692	1:42.864	0.172	
13	35	LOD 22.290	25	BRO 27.529	64	DUR 13.465	27	POL 12.895	27	POL 27.079	13	65	OWENS	1:42.945	1:43.058	0.113	
14	25	BRO 22.355	35	LOD 27.584	98	DE 13.512	64	DUR 12.931	64	DUR 27.213	14	64	DURHAM	1:43.501	1:44.110	0.609	
15	20	MAR 22.389	65	OWE 27.607	65	OWE 13.566	74	THO 12.997	98	DE 27.405	15	25	BROUWERS	1:44.334	1:44.438	0.104	
16	64	DUR 22.437	98	DE 27.698	1	REN 13.575	20	MAR 12.998	20	MAR 27.484	16	98	DE VRIES	1:44.467	1:44.767	0.300	
17	98	DE 22.584	44	BES 27.957	20	MAR 13.592	25	BRO 13.070	74	THO 27.740	17	20	MARKLUND	1:44.733	1:45.102	0.369	
18	17	JON 22.706	34	DEL 28.092	44	BES 13.592	17	JON 13.137	25	BRO 27.919	18	44	BEST	1:45.698	1:45.898	0.200	
19	44	BES 22.723	74	THO 28.192	70	LON 13.706	47	ARC 13.198	17	JON 27.968	19	74	THOMPSON	1:45.707	1:45.707	0.000	
20	47	ARC 22.744	70	LON 28.198	47	ARC 13.719	44	BES 13.228	72	HOR 28.176	20	17	JONKER	1:45.817	1:45.869	0.052	
21	34	DEL 22.812	17	JON 28.213	97	MOO 13.773	98	DE 13.268	44	BES 28.198	21	47	ARCHER	1:46.313	1:47.575	1.262	
22	74	THO 22.929	20	MAR 28.270	17	JON 13.793	24	ROD 13.274	47	ARC 28.277	22	34	DELVES	1:46.647	1:47.762	1.115	
23	70	LON 23.145	47	ARC 28.375	72	HOR 13.844	3	CLA 13.386	34	DEL 28.427	23	70	LONGSHAW	1:47.282	1:47.945	0.663	
24	3	CLA 23.245	24	ROD 28.506	74	THO 13.849	34	DEL 13.438	70	LON 28.437	24	72	HORSMAN	1:47.779	1:48.054	0.275	
25	72	HOR 23.293	97	MOO 28.553	34	DEL 13.878	11	CAM 13.513	3	CLA 28.440	25	3	CLAYTON	1:47.807	1:47.944	0.137	
26	24	ROD 23.382	72	HOR 28.637	24	ROD 13.894	87	EDW 13.533	11	CAM 28.586	26	24	RODINK	1:47.812	1:47.829	0.017	
27	97	MOO 23.623	3	CLA 28.641	11	CAM 13.952	13	BUR 13.622	24	ROD 28.756	27	11	CAMPBELL	1:48.361	1:48.451	0.090	
28	11	CAM 23.659	11	CAM 28.651	87	EDW 13.974	7	ASH 13.666	54	OWE 28.945	28	97	MOORE	1:48.647	1:49.394	0.747	
29	54	OWE 23.675	54	OWE 29.259	54	OWE 14.058	97	MOO 13.693	97	MOO 29.005	29	54	OWEN	1:49.633	1:49.970	0.337	
30	13	BUR 24.059	13	BUR 29.282	3	CLA 14.095	54	OWE 13.696	13	BUR 29.068	30	13	BURMAN	1:50.331	1:50.364	0.033	
31	21	KER 24.179	7	ASH 30.254	7	ASH 14.241	70	LON 13.796	7	ASH 29.228	31	7	ASHBY	1:51.703	1:51.703	0.000	
32	7	ASH 24.314	87	EDW 31.355	13	BUR 14.300	72	HOR 13.829	87	EDW 29.539	32	21	KERR	1:56.707			
33			21	KER 32.100	21	KER 14.413	16	SAW 14.341	21	KER 31.312	33	16	SAWFORD				
34			16	SAW 34.117	16	SAW 15.094	21	KER 14.703	16	SAW 31.424	34	4	VALLELEY				
35			4	VAL 36.159	4	VAL 16.683	4	VAL 16.690			35	87	EDWARDS		1:46.759		

MCRCB BULLETIN TK210

2015 MCE British Superbike Championship - Round 1

2015 HEL British Motostar Championship

WARM-UP - WEATHER CONDITIONS



Weather / Track : Cloudy / Dry

Results can be found at www.tsl-timing.com

Donington Park GP
Circuit Length = 2.4873 miles
Start: 09:52 Flag 10:00 End: 10:02

Printed - 10:06 Monday, 06 April 2015



ROW 12	35	13	Sam BURMAN	34	97	Adam MOORE			
ROW 11	33	87	Jamie EDWARDS	32	54	Bryn OWEN	31	7	Jamie ASHBY
ROW 10	30	72	Cameron HORSMAN	29	4	Louis VALLELEY	28	24	Tasia RODINK
ROW 9	27	44	Edmund BEST	26	11	Stephen CAMPBELL	25	21	Richard KERR
ROW 8	24	65	Josh OWENS	23	34	Liam DELVES	22	3	Mark CLAYTON
ROW 7	21	17	Wesley JONKER	20	64	Asher DURHAM	19	70	Ryan LONGSHAW
ROW 6	18	98	Tomas DE VRIES	17	47	Jake ARCHER	16	16	Andrew SAWFORD
ROW 5	15	25	Mike BROUWERS	14	20	Joel MARKLUND	13	42	Brian SLOOTEN
ROW 4	12	86	Charlie NESBITT	11	26	Dani SAEZ	10	52	Jorel BOERBOOM
ROW 3	9	35	Elliot LODGE	8	74	Joseph THOMPSON	7	95	Scott DEROUÉ
ROW 2	6	62	Vasco VAN DER VALK	5	27	Georgina POLDEN	4	2	Joe THOMAS
ROW 1	3	1	Edward RENDELL	2	28	Brad RAY	1	6	Taz TAYLOR
									Pole

Donington Park GP
Circuit Length = 2.4873 miles

These results are provisional until the conclusion of any judicial and technical matters.

Race Director :	Stewards :	Timekeeper :
-----------------	------------	--------------

Results can be found at www.britishsuperbike.com

Printed - 10:06 Monday, 06 April 2015





POS	NO	CL	PIC NAME	ENTRY	LAPS	TIME	GAP	DIFF	MPH	BEST	ON
1	95	M3	1 Scott DEROUE	KTM - Redline KTM	14	23:09.030			90.15	1:38.269	10
2	28	M3	2 Brad RAY	KTM - Redline KTM/FAB Racing	14	23:09.557	0.527	0.527	90.11	1:38.289	11
3	6	M3	3 Taz TAYLOR	KTM - RS racing	14	23:14.942	5.912	5.385	89.77	1:38.218	9
4	1	M3	4 Edward RENDELL	Honda - Banks Racing	14	23:39.039	30.009	24.097	88.24	1:40.692	13
5	26	M3	5 Dani SAEZ	Repli-Cast Moto 3 - Repli-Cast - Armstrong	14	23:39.097	30.067	0.058	88.24	1:39.761	14
6	52	M3	6 Jorel BOERBOOM	Kalex KTM - FPW Racing	14	23:42.833	33.803	3.736	88.01	1:40.661	13
7	2	M3	7 Joe THOMAS	Honda - Team ILR	14	23:59.728	50.698	16.895	86.97	1:41.011	14
8	86	M3	8 Charlie NESBITT	Repli-Cast Moto 3 - Repli-Cast UK	14	24:00.007	50.977	0.279	86.96	1:41.660	13
9	42	M3	9 Brian SLOOTEN	Honda - Bakker Frames Holland	14	24:00.292	51.262	0.285	86.94	1:41.813	14
10	35	M3	10 Elliot LODGE	Honda - Essential Team Racing / SP125	14	24:01.468	52.438	1.176	86.87	1:41.673	11
11	74	M3	11 Joseph THOMPSON	Repli-Cast Moto 3 - Repli-Cast UK	14	24:01.895	52.865	0.427	86.84	1:41.705	14
12	62	M3	12 Vasco VAN DER VALK	Honda - Team ILR / Vasco62.nl	14	24:02.062	53.032	0.167	86.83	1:42.258	14
13	47	M3	13 Jake ARCHER	Honda - RS Racing	14	24:08.769	59.739	6.707	86.43	1:42.526	13
14	65		1 Josh OWENS	Honda - JPL Racing	14	24:21.073	1:12.043	12.304	85.70	1:42.914	11
15	44	M3	14 Edmund BEST	Honda - SymCirrus Motorsport	14	24:33.933	1:24.903	12.860	84.96	1:44.254	13
16	16		2 Andrew SAWFORD	Aprilia - St Neots Motorcycle Co Ltd	14	24:34.383	1:25.353	0.450	84.93	1:44.243	12
17	98	M3	15 Tomas DE VRIES	Honda - DAT Racing	14	24:34.661	1:25.631	0.278	84.91	1:44.287	9
18	25	M3	16 Mike BROUWERS	Honda - Joma / Brouwersracingteam	14	24:41.576	1:32.546	6.915	84.52	1:44.222	9
19	17		3 Wesley JONKER	Luyten Honda - Racing Family	14	24:43.806	1:34.776	2.230	84.39	1:44.388	9
20	34		4 Liam DELVES	Honda - Crucials Sauce / Banks Racing	14	24:49.154	1:40.124	5.348	84.09	1:45.167	13
21	21	M3	17 Richard KERR	Honda - Bob Wylie Racing	13	23:10.402	1 Lap	1 Lap	83.62	1:45.717	12
22	87		5 Jamie EDWARDS	Nykos - Kinpac Racing	13	23:12.455	1 Lap	2.053	83.50	1:45.335	12
23	3		6 Mark CLAYTON	Honda - SP125 / Refined Recruitment	13	23:12.989	1 Lap	0.534	83.46	1:45.266	8
24	70		7 Ryan LONGSHAW	Honda - RCD Motorsport	13	23:16.562	1 Lap	3.573	83.25	1:45.003	8
25	24		8 Tasia RODINK	Honda - Promemo Racing	13	23:16.706	1 Lap	0.144	83.24	1:45.924	8
26	72		9 Cameron HORSMAN	Honda - FAB-Racing	13	23:28.358	1 Lap	11.652	82.55	1:46.791	6
27	7		10 Jamie ASHBY	Honda - SP125 / JPA Racing	13	23:32.501	1 Lap	4.143	82.31	1:47.511	6
28	4		11 Louis VALLELEY	KTM - CM Racing	13	23:42.093	1 Lap	9.592	81.76	1:47.738	3

NOT CLASSIFIED

DNF	11		Stephen CAMPBELL	Honda - Campbell Racing	10	18:04.111	4 Laps	3 Laps	82.47	1:45.480	8
DNF	97		Adam MOORE	KTM - Cresswell Racing	9	16:33.516	5 Laps	1 Lap	80.97	1:48.690	6
DNF	13	M3	Sam BURMAN	Honda - WNT / Burman Racing	6	11:15.710	8 Laps	3 Laps	79.30	1:50.315	2
DNF	27	M3	Georgina POLDEN	KTM - RS Racing	4	6:47.349	10 Laps	2 Laps	87.59	1:40.258	2
DNF	54		Bryn OWEN	Honda - Bryn Taff Racing	4	8:07.517	10 Laps	1:20.168	73.18	1:51.964	2
DNF	20	M3	Joel MARKLUND	Honda - Marklund Solutions	2	4:10.913	12 Laps	2 Laps	70.83		
DNF	64	M3	Asher DURHAM	Honda - Cresswell Racing / Total Hire & Sales	0						

FASTEST LAP

6	M3	Taz TAYLOR	KTM - RS racing	9	1:38.218	91.16 mph	146.72 kph
65		Josh OWENS	Honda - JPL Racing	11	1:42.914	87.00 mph	140.02 kph

Donington Park GP

Circuit Length = 2.4873 miles

Start: 14:51 Flag 15:15 End: 15:16

Weather / Track : Cloudy / Dry

These results are provisional until the conclusion of any judicial and technical matters.

Race Director :	Stewards :	Timekeeper :
-----------------	------------	--------------

Results can be found at www.britishsuperbike.com

Printed - 15:18 Monday, 06 April 2015

2015 MCE British Superbike Championship - Round 1

2015 HEL British Motostar Championship

RACE 11 - LAP CHART

LAP 1 @ 14:53:34.839

NO	BEHIND	LAP TIME
6		1:42.859
28	0.436	1:43.295
95	1.389	1:44.248
27	1.723	1:44.582
1	2.051	1:44.910
26	2.215	1:45.074
74	4.306	1:47.165
52	4.408	1:47.267
2	4.620	1:47.479
35	4.961	1:47.820
86	5.272	1:48.131
42	5.402	1:48.261
62	5.575	1:48.434
47	6.302	1:49.161
20	6.938	1:49.797
25	7.685	1:50.544
65	7.843	1:50.702
44	7.947	1:50.806
98	8.378	1:51.237
21	8.534	1:51.393
17	9.752	1:52.611
16	9.891	1:52.750
3	10.652	1:53.511
34	11.162	1:54.021
70	12.107	1:54.966
72	12.204	1:55.063
4	12.720	1:55.579
87	12.839	1:55.698
24	13.090	1:55.949
11	13.159	1:56.018
7	13.361	1:56.220
13	14.693	1:57.552
54	16.188	1:59.047
97	17.508	2:00.367

LAP 2 @ 14:55:14.549

NO	BEHIND	LAP TIME
6		1:39.710
28	0.465	1:39.739
95	0.741	1:39.062
27	2.271	1:40.258
1	3.815	1:41.474
26	4.155	1:41.650
52	6.339	1:41.641
2	6.996	1:42.086
35	7.562	1:42.311
74	7.948	1:43.352
86	8.154	1:42.592
62	8.490	1:42.625
42	8.626	1:42.934
47	9.970	1:43.378
44	13.432	1:45.195
65	13.835	1:45.702
25	14.128	1:46.153
98	14.225	1:45.557
21	15.468	1:46.644
16	15.529	1:45.348
17	15.880	1:45.838
3	17.312	1:46.370
34	17.906	1:46.454
72	19.391	1:46.897
87	20.472	1:47.343

Weather / Track : Cloudy / Dry

70	20.821	1:48.424
24	21.453	1:48.073
4	21.469	1:48.459
11	22.128	1:48.679
7	22.440	1:48.789
13	25.298	1:50.315
97	26.995	1:49.197
54	28.442	1:51.964
20	48.344	2:21.116 P

LAP 3 @ 14:56:53.711

NO	BEHIND	LAP TIME
6		1:39.162
95	0.633	1:39.054
28	0.948	1:39.645
27	4.193	1:41.084
1	5.795	1:41.142
26	5.998	1:41.005
52	8.281	1:41.104
2	10.185	1:42.351
35	11.105	1:42.705
86	11.965	1:42.973
74	12.096	1:43.310
62	12.262	1:42.934
42	12.447	1:42.983
47	13.921	1:43.113
44	19.917	1:45.647
65	20.529	1:45.856
98	21.250	1:46.187
25	21.277	1:46.311
16	21.474	1:45.107
17	21.788	1:45.070
21	22.454	1:46.148
3	25.062	1:46.912
34	25.281	1:46.537
72	27.263	1:47.034
87	28.062	1:46.752
24	28.658	1:46.367
70	29.174	1:47.515
4	30.045	1:47.738
11	30.149	1:47.183
7	31.044	1:47.766
13	37.138	1:51.002
97	37.423	1:49.590
54	43.857	1:54.577

LAP 4 @ 14:58:32.933

NO	BEHIND	LAP TIME
6		1:39.222
95	0.438	1:39.027
28	0.739	1:39.013
27	6.396	1:41.425
26	7.540	1:40.764
1	7.849	1:41.276
52	10.146	1:41.087
2	13.896	1:42.933
35	14.152	1:42.269
86	15.210	1:42.467
74	15.754	1:42.880
42	15.908	1:42.683
62	16.196	1:43.156
47	17.544	1:42.845
65	25.643	1:44.336
44	26.099	1:45.404

98	26.749	1:44.721
16	27.068	1:44.816
25	27.437	1:45.382
17	27.789	1:45.223
21	29.242	1:46.010
34	31.912	1:45.853
3	32.455	1:46.615
87	35.854	1:47.014
72	36.401	1:48.360
24	36.942	1:47.506
70	37.381	1:47.429
11	37.844	1:46.917
4	38.613	1:47.790
7	40.402	1:48.580
97	47.625	1:49.424
13	49.753	1:51.837
54	1:26.564	2:21.929 P

LAP 5 @ 15:00:11.785

NO	BEHIND	LAP TIME
6		1:38.852
95	0.268	1:38.682
28	0.570	1:38.683
26	10.323	1:41.635
1	10.551	1:41.554
52	12.273	1:40.979
2	17.870	1:42.826
35	18.101	1:42.801
86	18.869	1:42.511
74	19.153	1:42.251
42	19.250	1:42.194
62	19.646	1:42.302
47	21.845	1:43.153
65	30.844	1:44.053
44	32.373	1:45.126
98	32.451	1:44.554
16	32.841	1:44.625
25	33.086	1:44.501
17	33.485	1:44.548
21	36.871	1:46.481
34	38.307	1:45.247
3	38.983	1:45.380
87	44.579	1:47.577
70	45.666	1:47.137
24	45.769	1:47.679
72	46.034	1:48.485
11	46.580	1:47.588
4	47.718	1:47.957
7	49.511	1:47.961
97	57.908	1:49.135
13	1:04.386	1:53.485

LAP 6 @ 15:01:50.844

NO	BEHIND	LAP TIME
6		1:39.059
28	0.355	1:38.844
95	0.421	1:39.212
1	12.814	1:41.322
26	12.915	1:41.651
52	14.345	1:41.131
2	21.991	1:43.180
86	22.452	1:42.642
35	22.665	1:43.623
74	22.933	1:42.839

42	23.152	1:42.961
62	23.384	1:42.797
47	25.782	1:42.996
65	35.286	1:43.501
44	38.634	1:45.320
16	39.043	1:45.261
98	39.510	1:46.118
25	39.909	1:45.882
17	40.380	1:45.954
21	44.785	1:46.973
34	45.041	1:45.793
3	45.330	1:45.406
87	52.137	1:46.617
11	53.189	1:45.668
70	53.367	1:46.760
24	53.471	1:46.761
72	53.766	1:46.791
4	57.882	1:49.223
7	57.963	1:47.511
97	1:07.539	1:48.690
13	1:16.846	1:51.519 P

LAP 7 @ 15:03:29.813

NO	BEHIND	LAP TIME
6		1:38.969
95	0.166	1:38.714
28	0.379	1:38.993
1	15.256	1:41.411
26	15.272	1:41.326
52	16.646	1:41.270
2	25.770	1:42.748
86	26.076	1:42.593
74	26.385	1:42.421
35	26.618	1:42.922
42	26.762	1:42.579
62	27.055	1:42.640
47	29.734	1:42.921
65	40.340	1:44.023
16	44.574	1:44.500
44	44.792	1:45.127
98	45.172	1:44.631
25	45.764	1:44.824
17	46.327	1:44.916
34	51.668	1:45.596
3	52.203	1:45.842
21	54.251	1:48.435
87	59.674	1:46.506
70	1:00.833	1:46.435
11	1:01.045	1:46.825
24	1:01.517	1:47.015
72	1:01.747	1:46.950
7	1:06.726	1:47.732
4	1:07.382	1:48.469
97	1:17.378	1:48.808

LAP 8 @ 15:05:08.766

NO	BEHIND	LAP TIME
6		1:38.953
95	0.234	1:39.021
28	0.459	1:39.033
1	17.295	1:40.992
26	17.471	1:41.152
52	18.692	1:40.999
86	29.254	1:42.131

2	29.628	1:42.811
74	29.962	1:42.530
35	30.121	1:42.456
42	30.302	1:42.493
62	30.592	1:42.490
47	33.783	1:43.002
65	44.832	1:43.445
16	50.165	1:44.544
44	50.369	1:44.530
98	50.857	1:44.638
25	51.529	1:44.718
17	51.898	1:44.524
34	58.225	1:45.510
3	58.516	1:45.266
21	1:01.330	1:46.032
87	1:06.340	1:45.619
70	1:06.883	1:45.003
11	1:07.572	1:45.480
24	1:08.488	1:45.924
72	1:10.758	1:47.964
7	1:15.992	1:48.219
4	1:16.906	1:48.477
97	1:27.799	1:49.374

LAP 9 @ 15:06:46.984

NO	BEHIND	LAP TIME
6		1:38.218
95	0.527	1:38.511
28	0.788	1:38.547
1	19.889	1:40.812
26	20.029	1:40.776
52	21.202	1:40.728
74	33.830	1:42.086
86	33.851	1:42.815
42	34.252	1:42.168
2	34.438	1:43.028
35	34.794	1:42.891
62	35.094	1:42.720
47	38.536	1:42.971
65	49.601	1:42.987
16	56.203	1:44.256
44	56.677	1:44.526
98	56.926	1:44.287
25	57.533	1:44.222
17	58.068	1:44.388
34	1:05.512	1:45.505
3	1:07.317	1:47.019
21	1:09.112	1:46.000
87	1:14.243	1:46.121
70	1:14.725	1:46.060
11	1:15.883	1:46.529
24	1:16.482	1:46.212
72	1:20.484	1:47.944
7	1:25.335	1:47.561
4	1:27.409	1:48.721
97	1:38.512	1:48.931

LAP 10 @ 15:08:25.536

NO	BEHIND	LAP TIME
6		1:38.552
95	0.244	1:38.269
28	0.555	1:38.319
1	22.352	1:41.015
26	22.660	1:41.183

Donington Park GP

Circuit Length = 2.4873 miles

MCRCB BULLETIN TK253**2015 MCE British Superbike Championship - Round 1****2015 HEL British Motostar Championship****RACE 11 - LAP CHART**

52	23.622	1:40.972	42	44.741	1:42.201	42	51.262	1:41.813
86	37.867	1:42.568	86	45.049	1:42.828	35	52.438	1:41.984
42	38.365	1:42.665	2	45.263	1:42.053	74	52.865	1:41.705
2	38.730	1:42.844	35	45.598	1:42.712	62	53.032	1:42.258
62	39.048	1:42.506	62	45.828	1:42.304	47	59.739	1:42.719
35	39.229	1:42.987	74	46.543	1:42.270	65	1:12.043	1:43.222
74	40.175	1:44.897	47	51.952	1:43.233	44	1:24.903	1:44.484
47	43.120	1:43.136	65	1:02.861	1:43.667	16	1:25.353	1:44.264
65	54.296	1:43.247	16	1:13.088	1:44.243	98	1:25.631	1:44.392
16	1:02.361	1:44.710	44	1:13.623	1:44.576	25	1:32.546	1:44.300
44	1:02.590	1:44.465	98	1:13.910	1:44.589	17	1:34.776	1:47.139
98	1:02.827	1:44.453	17	1:18.857	1:45.740	34	1:40.124	1:45.510
17	1:04.679	1:45.163	25	1:20.625	1:45.211			
25	1:05.519	1:46.538	34	1:26.905	1:45.659			
34	1:13.349	1:46.389	21	1:31.862	1:45.717			
3	1:16.269	1:47.504	3	1:33.070	1:47.679			
21	1:17.080	1:46.520	87	1:34.755	1:45.335			
87	1:21.639	1:45.948	70	1:37.813	1:48.585			
70	1:21.806	1:45.633						
24	1:24.520	1:46.590						
72	1:29.723	1:47.791						
11	1:30.555	1:53.224 P						
7	1:34.597	1:47.814						

LAP 13 @ 15:13:21.948**NO BEHIND LAP TIME**

6		1:38.396
24	1 Lap	1:45.991
95	0.314	1:38.290
28	0.580	1:38.793
72	1 Lap	1:47.488
7	1 Lap	1:47.983
4	1 Lap	1:50.502
1	28.379	1:40.692
26	29.368	1:40.425
52	30.359	1:40.661
86	48.313	1:41.660
42	48.511	1:42.166
2	48.749	1:41.882
35	49.516	1:42.314
62	49.836	1:42.404
74	50.222	1:42.075
47	56.082	1:42.526
65	1:07.883	1:43.418
44	1:19.481	1:44.254
16	1:20.151	1:45.459
98	1:20.301	1:44.787
17	1:26.699	1:46.238
25	1:27.308	1:45.079
34	1:33.676	1:45.167

LAP 14 @ 15:15:01.010**NO BEHIND LAP TIME**

95		1:38.748
28	0.527	1:39.009
21	1 Lap	1:46.968
87	1 Lap	1:46.128
3	1 Lap	1:48.347
6	5.912	1:44.974
70	1 Lap	1:47.177
24	1 Lap	1:46.539
72	1 Lap	1:48.174
7	1 Lap	1:48.039
1	30.009	1:40.692
26	30.067	1:39.761
4	1 Lap	1:49.629
52	33.803	1:42.506
2	50.698	1:41.011
86	50.977	1:41.726

LAP 11 @ 15:10:04.380**NO BEHIND LAP TIME**

28		1:38.289
4	1 Lap	1:50.050
6	0.111	1:38.955
95	0.242	1:38.842
1	24.433	1:40.925
26	25.867	1:42.051
52	26.095	1:41.317
86	41.393	1:42.370
42	41.712	1:42.191
35	42.058	1:41.673
2	42.382	1:42.496
62	42.696	1:42.492
74	43.445	1:42.114
47	47.891	1:43.615
65	58.366	1:42.914
16	1:08.017	1:44.500
44	1:08.219	1:44.473
98	1:08.493	1:44.510
17	1:12.289	1:46.454
25	1:14.586	1:47.911
34	1:20.418	1:45.913
3	1:24.563	1:47.138
21	1:25.317	1:47.081
70	1:28.400	1:45.438
87	1:28.592	1:45.797
24	1:31.776	1:46.100

LAP 12 @ 15:11:43.552**NO BEHIND LAP TIME**

6		1:39.061
28	0.183	1:39.355
95	0.420	1:39.350
72	1 Lap	1:49.417
7	1 Lap	1:48.326
4	1 Lap	1:49.499
1	26.083	1:40.822
26	27.339	1:40.644
52	28.094	1:41.171

Weather / Track : Cloudy / Dry

Donington Park GP

Circuit Length = 2.4873 miles

Start: 14:51 Flag 15:15 End: 15:16

MCRCB BULLETIN TK254

2015 MCE British Superbike Championship - Round 1

2015 HEL British Motostar Championship

RACE 11 - POSITION CHART

No	Name	Lap														
		Pos	1	2	3	4	5	6	7	8	9	10	11	12	13	14
6	TAYLOR	1	6	6	6	6	6	6	6	6	6	6	28	6	6	95
28	RAY	2	28	28	95	95	95	28	95	95	95	95	6	28	95	28
1	RENDELL	3	95	95	28	28	28	95	28	28	28	28	95	95	28	6
2	THOMAS	4	27	27	27	27	26	1	1	1	1	1	1	1	1	1
27	POLDEN	5	1	1	1	26	1	26	26	26	26	26	26	26	26	26
62	VAN DER VALK	6	26	26	26	1	52	52	52	52	52	52	52	52	52	52
95	DEROUE	7	74	52	52	52	2	2	2	86	74	86	86	42	86	2
74	THOMPSON	8	52	2	2	2	35	86	86	2	86	42	42	86	42	86
35	LODGE	9	2	35	35	35	86	35	74	74	42	2	35	2	2	42
52	BOERBOOM	10	35	74	86	86	74	74	35	35	2	62	2	35	35	35
26	SAEZ	11	86	86	74	74	42	42	42	42	35	35	62	62	62	74
86	NESBITT	12	42	62	62	42	62	62	62	62	62	74	74	74	74	62
42	SLOOTEN	13	62	42	42	62	47	47	47	47	47	47	47	47	47	47
20	MARKLUND	14	47	47	47	47	65	65	65	65	65	65	65	65	65	65
25	BROUWERS	15	20	44	44	65	44	44	16	16	16	16	16	16	44	44
16	SAWFORD	16	25	65	65	44	98	16	44	44	44	44	44	44	16	16
47	ARCHER	17	65	25	98	98	16	98	98	98	98	98	98	98	98	98
98	DE VRIES	18	44	98	25	16	25	25	25	25	25	17	17	17	17	25
70	LONGSHAW	19	98	21	16	25	17	17	17	17	17	25	25	25	25	17
64	DURHAM	20	21	16	17	17	21	21	34	34	34	34	34	34	34	34
17	JONKER	21	17	17	21	21	34	34	3	3	3	3	3	3	21	21
3	CLAYTON	22	16	3	3	34	3	3	21	21	21	21	21	3	87	
34	DELVES	23	3	34	34	3	87	87	87	87	87	87	70	87	3	
65	OWENS	24	34	72	72	87	70	11	70	70	70	70	87	70	70	
21	KERR	25	70	87	87	72	24	70	11	11	11	24	24	24	24	
11	CAMPBELL	26	72	70	24	24	72	24	24	24	24	72	72	72	72	
44	BEST	27	4	24	70	70	11	72	72	72	72	11	7	7	7	
24	RODINK	28	87	4	4	11	4	4	7	7	7	7	4	4	4	
4	VALLELEY	29	24	11	11	4	7	7	4	4	4	4				
72	HORSMAN	30	11	7	7	7	97	97	97	97	97					
7	ASHBY	31	7	13	13	97	13	13								
54	OWEN	32	13	97	97	13										
87	EDWARDS	33	54	54	54	54										
97	MOORE	34	97	20												
13	BURMAN	35														

Weather / Track : Cloudy / Dry

Donington Park GP
 Circuit Length = 2.4873 miles
 Start: 14:51 Flag 15:15 End: 15:16

Results can be found at www.tsl-timing.com

Printed - 15:19 Monday, 06 April 2015

MCRCB BULLETIN TK255

2015 MCE British Superbike Championship - Round 1

2015 HEL British Motostar Championship

RACE 11 - SECTOR ANALYSIS

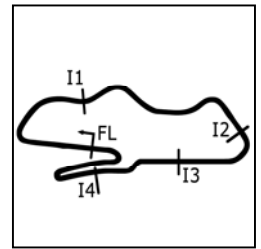


Table with 13 columns: Lap, Sector 1, Sector 2, Sector 3, Sector 4, Sector 5, Lap Time, MPH, Diff, Time of Day. Rows 4-14.

P15 44 M3 Edmund BEST Honda - SymCirrus Motorsport
IDEAL LAP TIME : 1:43.862 BEST LAP TIME : 1:44.254 DIFFERENCE : 0.392

Table with 13 columns: Lap, Sector 1, Sector 2, Sector 3, Sector 4, Sector 5, Lap Time, MPH, Diff, Time of Day. Rows 1-14.

P16 16 Andrew SAWFORD Aprilia - St Neots Motorcycle Co Ltd
IDEAL LAP TIME : 1:43.582 BEST LAP TIME : 1:44.243 DIFFERENCE : 0.661

Table with 13 columns: Lap, Sector 1, Sector 2, Sector 3, Sector 4, Sector 5, Lap Time, MPH, Diff, Time of Day. Rows 1-14.

P17 98 M3 Tomas DE VRIES Honda - DAT Racing
IDEAL LAP TIME : 1:43.892 BEST LAP TIME : 1:44.287 DIFFERENCE : 0.395

Table with 13 columns: Lap, Sector 1, Sector 2, Sector 3, Sector 4, Sector 5, Lap Time, MPH, Diff, Time of Day. Rows 1-11.

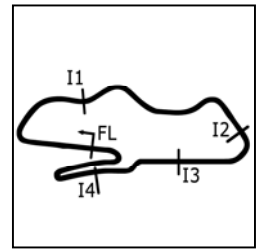
Weather / Track : Cloudy / Dry

Donington Park GP
Circuit Length = 2.4873 miles
Start: 14:51 Flag 15:15 End: 15:16

2015 MCE British Superbike Championship - Round 1

2015 HEL British Motostar Championship

RACE 11 - SECTOR ANALYSIS



SECTOR 1 = FL to I1, SECTOR 2 = I1 to I2, SECTOR 3 = I2 to I3, SECTOR 4 = I3 to I4, SECTOR 5 = I4 to FL, DIFF = Difference To Personal Best Lap

P28 4		Louis VALLELEY			KTM - CM Racing							
IDEAL LAP TIME : 1:46.758		BEST LAP TIME : 1:47.738			DIFFERENCE : 0.980							
LAP	SECTOR 1	SECTOR 2	SECTOR 3	SECTOR 4	SECTOR 5	LAP TIME	MPH	DIFF	TIME OF DAY			
1-		103.2	29.693	13.808	113.5	13.450	29.332	85.1	1:55.579	77.47	7.841	14:53:47.559
2-	23.878	111.1	28.718	13.526	114.7	13.549	28.788	82.2	1:48.459	82.56	0.721	14:55:36.018
3-	23.559	106.3	28.914	13.589	113.9	13.015	28.661	85.1	1:47.738 (1)	83.11		14:57:23.756
4-	23.832	104.2	28.733	13.626	113.7	13.105	28.494	86.6	1:47.790 (2)	83.07	0.052	14:59:11.546
5-	23.187	110.5	28.588	13.501	113.1	13.075	29.606	85.4	1:47.957 (3)	82.94	0.219	15:00:59.503
6-	23.684	107.5	29.190	13.686	113.5	13.059	29.604	79.2	1:49.223	81.98	1.485	15:02:48.726
7-	23.959	108.2	29.116	13.474	116.1	13.072	28.848	84.2	1:48.469	82.55	0.731	15:04:37.195
8-	23.590	110.0	28.884	13.479	116.5	13.184	29.340	85.9	1:48.477	82.54	0.739	15:06:25.672
9-	23.684	106.6	29.334	13.750	111.8	13.082	28.871	85.9	1:48.721	82.36	0.983	15:08:14.393
10-	24.133	105.8	29.430	13.933	112.0	13.366	29.188	85.0	1:50.050	81.36	2.312	15:10:04.443
11-	23.988	108.2	29.129	13.806	111.6	13.173	29.403	84.8	1:49.499	81.77	1.761	15:11:53.942
12-	23.833	107.8	30.155	13.816	111.2	13.219	29.479	84.0	1:50.502	81.03	2.764	15:13:44.444
13-	23.673	106.5	29.389	14.066	111.2	13.345	29.156	83.3	1:49.629	81.67	1.891	15:15:34.073

P29 11		Stephen CAMPBELL			Honda - Campbell Racing							
IDEAL LAP TIME : 1:45.154		BEST LAP TIME : 1:45.480			DIFFERENCE : 0.326							
LAP	SECTOR 1	SECTOR 2	SECTOR 3	SECTOR 4	SECTOR 5	LAP TIME	MPH	DIFF	TIME OF DAY			
1-		88.5	29.831	13.669	118.7	13.369	29.134	87.0	1:56.018	77.18	10.538	14:53:47.998
2-	23.898	104.8	29.394	13.667	117.9	13.183	28.537	86.6	1:48.679	82.39	3.199	14:55:36.677
3-	23.179	108.9	29.324	13.476	118.1	12.985	28.219	87.8	1:47.183	83.54	1.703	14:57:23.860
4-	23.639	107.8	28.372	13.541	117.9	13.077	28.288	87.7	1:46.917	83.75	1.437	14:59:10.777
5-	23.267	105.5	28.470	13.432	120.2	14.089	28.330	87.3	1:47.588	83.22	2.108	15:00:58.365
6-	23.091	108.2	28.137	13.398	119.8	12.956	28.086	87.2	1:45.668 (2)	84.74	0.188	15:02:44.033
7-	23.278	111.4	28.580	13.545	118.3	13.386	28.036	88.1	1:46.825	83.82	1.345	15:04:30.858
8-	22.817	113.7	28.085	13.481	118.9	13.076	28.021	87.6	1:45.480 (1)	84.89		15:06:16.338
9-	23.348	108.4	28.697	13.630	117.1	12.874	27.980	88.8	1:46.529 (3)	84.05	1.049	15:08:02.867
10-	23.381	101.5	29.910	15.657	89.2	14.532	IN PIT		1:53.224 P	79.08	7.744	15:09:56.091

P30 97		Adam MOORE			KTM - Cresswell Racing							
IDEAL LAP TIME : 1:48.073		BEST LAP TIME : 1:48.690			DIFFERENCE : 0.617							
LAP	SECTOR 1	SECTOR 2	SECTOR 3	SECTOR 4	SECTOR 5	LAP TIME	MPH	DIFF	TIME OF DAY			
1-		89.2	30.102	13.872	116.5	16.283	29.018	87.8	2:00.367	74.39	11.677	14:53:52.347
2-	23.618	103.7	29.396	13.690	115.1	13.433	29.060	87.3	1:49.197	82.00	0.507	14:55:41.544
3-	23.474	109.4	29.484	13.942	117.1	13.570	29.120	88.7	1:49.590	81.70	0.900	14:57:31.134
4-	23.950	107.2	29.189	13.740	114.5	13.464	29.081	87.3	1:49.424	81.83	0.734	14:59:20.558
5-	23.757	104.5	29.409	13.742	114.3	13.572	28.655	88.0	1:49.135	82.04	0.445	15:01:09.693
6-	23.477	108.4	29.559	13.798	112.5	13.419	28.437	87.7	1:48.690 (1)	82.38		15:02:58.383
7-	23.473	110.1	29.081	13.663	115.3	13.545	29.046	88.9	1:48.808 (2)	82.29	0.118	15:04:47.191
8-	23.659	107.7	29.440	13.800	114.1	13.489	28.986	87.0	1:49.374	81.87	0.684	15:06:36.565
9-	23.735	106.3	29.334	13.787	114.7	13.521	28.554	87.1	1:48.931 (3)	82.20	0.241	15:08:25.496

P31 13 M3		Sam BURMAN			Honda - WNT / Burman Racing							
IDEAL LAP TIME : 1:49.708		BEST LAP TIME : 1:50.315			DIFFERENCE : 0.607							
LAP	SECTOR 1	SECTOR 2	SECTOR 3	SECTOR 4	SECTOR 5	LAP TIME	MPH	DIFF	TIME OF DAY			
1-		90.8	30.181	14.205	121.3	13.984	28.428	88.7	1:57.552	76.17	7.237	14:53:49.532
2-	24.339	98.1	29.813	14.113	118.5	13.327	28.723	89.1	1:50.315 (1)	81.17		14:55:39.847
3-	24.220	95.5	30.173	14.053	119.1	13.633	28.923	87.8	1:51.002 (2)	80.66	0.687	14:57:30.849
4-	25.073	89.9	30.287	13.920	120.4	13.686	28.871	89.4	1:51.837 (3)	80.06	1.522	14:59:22.686
5-	25.633	88.1	30.617	14.274	118.9	13.848	29.113	88.9	1:53.485	78.90	3.170	15:01:16.171
6-	24.845	92.8	30.934	14.727	116.7	14.223	IN PIT		1:51.519 P	80.29	1.204	15:03:07.690

P32 27 M3		Georgina POLDEN			KTM - RS Racing							
IDEAL LAP TIME : 1:40.131		BEST LAP TIME : 1:40.258			DIFFERENCE : 0.127							
LAP	SECTOR 1	SECTOR 2	SECTOR 3	SECTOR 4	SECTOR 5	LAP TIME	MPH	DIFF	TIME OF DAY			
1-		111.8	26.901	12.807	127.0	12.545	26.889	93.5	1:44.582	85.62	4.324	14:53:36.562
2-	21.437	115.5	27.016	12.682	127.5	12.352	26.771	94.2	1:40.258 (1)	89.31		14:55:16.820

Weather / Track : Cloudy / Dry

Donington Park GP

Circuit Length = 2.4873 miles

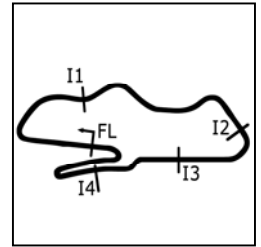
Start: 14:51 Flag 15:15 End: 15:16

MCRCB BULLETIN TK255

2015 MCE British Superbike Championship - Round 1

2015 HEL British Motostar Championship

RACE 11 - SECTOR ANALYSIS



SECTOR 1 = FL to I1, SECTOR 2 = I1 to I2, SECTOR 3 = I2 to I3, SECTOR 4 = I3 to I4, SECTOR 5 = I4 to FL, DIFF = Difference To Personal Best Lap

3-	21.615	114.3	27.303	12.933	125.9	12.474	26.759	95.3	1:41.084 (2)	88.58	0.826	14:56:57.904
4-	21.689	113.5	27.643	12.799	126.6	12.379	26.915	94.6	1:41.425 (3)	88.28	1.167	14:58:39.329

P33	54	Bryn OWEN	Honda - Bryn Taff Racing										
IDEAL LAP TIME : 1:51.697			BEST LAP TIME : 1:51.964			DIFFERENCE : 0.267							
LAP	SECTOR 1	SECTOR 2	SECTOR 3		SECTOR 4	SECTOR 5		LAP TIME	MPH	DIFF	TIME OF DAY		
1-	93.9	30.654	13.900	116.9	14.051	29.473	84.0	1:59.047	75.21	7.083	14:53:51.027		
2-	24.091	101.2	30.455	14.138	112.9	13.778	29.502	82.0	1:51.964 (1)	79.97	14:55:42.991		
3-	24.565	100.6	30.908	14.599	107.3	14.217	30.288	79.4	1:54.577 (2)	78.15	2.613	14:57:37.568	
4-	25.029	102.6	32.018	18.006	83.6	20.415	IN PIT		2:21.929 P	63.09	29.965	14:59:59.497	

P34	20 M3	Joel MARKLUND	Honda - Marklund Solutions										
IDEAL LAP TIME : 1:57.551			BEST LAP TIME :			DIFFERENCE :							
LAP	SECTOR 1	SECTOR 2	SECTOR 3		SECTOR 4	SECTOR 5		LAP TIME	MPH	DIFF	TIME OF DAY		
1-	98.8	28.217	13.230	124.0	12.992	27.366	86.8	1:49.797	81.55		14:53:41.777		
2-	35.746	50.3	34.453	15.370	117.5	22.063	IN PIT		2:21.116 P	63.45		14:56:02.893	

MCRCB BULLETIN TK256**2015 MCE British Superbike Championship - Round 1****2015 HEL British Motostar Championship****RACE 11 - BEST SPEEDS**

POS	INTERMEDIATE 1		INTERMEDIATE 2		INTERMEDIATE 3		INTERMEDIATE 4		FINISH LINE			
	NO	NAME	MPH	NO	NAME	MPH	NO	NAME	MPH	NO	NAME	MPH
1	95	DEROUE	121.3			28	RAY	130.5		6	TAYLOR	96.2
2	28	RAY	121.1			95	DEROUE	130.0		95	DEROUE	95.7
3	6	TAYLOR	120.9			6	TAYLOR	129.5		27	POLDEN	95.3
4	52	BOERBOOM	117.1			47	ARCHER	129.0		52	BOERBOOM	94.9
5	86	NESBITT	116.7			52	BOERBOOM	128.8		47	ARCHER	94.2
6	1	RENDELL	116.5			27	POLDEN	127.5		28	RAY	94.0
7	26	SAEZ	116.3			35	LODGE	126.8		26	SAEZ	93.5
8	2	THOMAS	116.1			74	THOMPSON	126.8		42	SLOOTEN	93.3
9	25	BROUWERS	115.5			86	NESBITT	126.6		86	NESBITT	93.3
10	27	POLDEN	115.5			26	SAEZ	125.9		35	LODGE	93.2
11	62	VAN DER VALK	115.5			62	VAN DER VALK	125.4		62	VAN DER VALK	92.5
12	16	SAWFORD	115.3			16	SAWFORD	125.2		74	THOMPSON	92.3
13	74	THOMPSON	114.9			42	SLOOTEN	125.2		44	BEST	91.6
14	65	OWENS	114.7			2	THOMAS	124.9		2	THOMAS	91.5
15	42	SLOOTEN	114.3			1	RENDELL	124.7		1	RENDELL	91.2
16	35	LODGE	113.9			44	BEST	124.7		16	SAWFORD	90.8
17	11	CAMPBELL	113.7			20	MARKLUND	124.0		3	CLAYTON	90.6
18	44	BEST	113.1			25	BROUWERS	123.3		98	DE VRIES	90.6
19	3	CLAYTON	112.5			17	JONKER	123.1		70	LONGSHAW	90.4
20	70	LONGSHAW	112.5			21	KERR	123.1		21	KERR	90.4
21	47	ARCHER	112.2			70	LONGSHAW	122.4		17	JONKER	89.9
22	98	DE VRIES	111.8			24	RODINK	122.2		25	BROUWERS	89.9
23	17	JONKER	111.2			65	OWENS	122.2		34	DELVES	89.7
24	4	VALLELEY	111.1			7	ASHBY	121.7		24	RODINK	89.6
25	34	DELVES	111.1			98	DE VRIES	121.7		72	HORSMAN	89.6
26	97	MOORE	110.1			3	CLAYTON	121.5		13	BURMAN	89.4
27	72	HORSMAN	109.4			72	HORSMAN	121.5		97	MOORE	88.9
28	24	RODINK	109.2			87	EDWARDS	121.5		11	CAMPBELL	88.8
29	21	KERR	108.7			13	BURMAN	121.3		65	OWENS	88.8
30	7	ASHBY	107.8			11	CAMPBELL	120.2		7	ASHBY	87.8
31	54	OWEN	102.6			34	DELVES	119.4		20	MARKLUND	86.8
32	20	MARKLUND	98.8			97	MOORE	117.1		4	VALLELEY	86.6
33	13	BURMAN	98.1			54	OWEN	116.9		54	OWEN	84.0
34						4	VALLELEY	116.5				
35												

Weather / Track : Cloudy / Dry

Results can be found at www.tsl-timing.com

Donington Park GP

Circuit Length = 2.4873 miles

Start: 14:51 Flag 15:15 End: 15:16

Printed - 15:20 Monday, 06 April 2015

MCRCB BULLETIN TK257

2015 MCE British Superbike Championship - Round 1

2015 HEL British Motostar Championship

RACE 11 - BEST SECTORS

		SECTOR 1		SECTOR 2		SECTOR 3		SECTOR 4		SECTOR 5		IDEAL / BEST COMPARISON					
POS	NO	TIME	NO	TIME	NO	TIME	NO	TIME	NO	TIME	POS	NO	NAME	IDEAL	BEST	DIFF	
														PERFECT LAP	1:37.695		
1	95	DER	21.285	6 TAY	26.203	6 TAY	12.569	28 RAY	11.841	28 RAY	25.797	1	6	TAYLOR	1:37.959	1:38.218	0.259
2	6	TAY	21.328	95 DER	26.338	28 RAY	12.585	95 DER	11.926	6 TAY	25.800	2	28	RAY	1:37.991	1:38.289	0.298
3	28	RAY	21.408	28 RAY	26.360	95 DER	12.612	52 BOE	12.038	95 DER	25.857	3	95	DEROUE	1:38.018	1:38.269	0.251
4	27	POL	21.437	26 SAE	26.718	27 POL	12.682	6 TAY	12.059	26 SAE	26.057	4	26	SAEZ	1:39.606	1:39.761	0.155
5	26	SAE	21.742	27 POL	26.901	52 BOE	12.778	1 REN	12.165	1 REN	26.161	5	27	POLDEN	1:40.131	1:40.258	0.127
6	52	BOE	21.870	1 REN	27.030	62 VAN	12.823	2 THO	12.211	2 THO	26.325	6	1	RENDELL	1:40.273	1:40.692	0.419
7	1	REN	21.909	52 BOE	27.154	26 SAE	12.850	26 SAE	12.239	86 NES	26.366	7	52	BOERBOOM	1:40.338	1:40.661	0.323
8	2	THO	21.969	62 VAN	27.359	35 LOD	12.875	35 LOD	12.283	42 SLO	26.464	8	2	THOMAS	1:41.007	1:41.011	0.004
9	74	THO	22.089	74 THO	27.427	47 ARC	12.919	27 POL	12.352	35 LOD	26.491	9	35	LODGE	1:41.238	1:41.673	0.435
10	62	VAN	22.093	42 SLO	27.474	86 NES	12.930	65 OWE	12.374	52 BOE	26.498	10	62	VAN DER VALK	1:41.345	1:42.258	0.913
11	35	LOD	22.097	35 LOD	27.492	74 THO	12.932	86 NES	12.381	74 THO	26.577	11	74	THOMPSON	1:41.418	1:41.705	0.287
12	86	NES	22.112	47 ARC	27.515	2 THO	12.963	74 THO	12.393	62 VAN	26.614	12	86	NESBITT	1:41.427	1:41.660	0.233
13	42	SLO	22.135	2 THO	27.539	1 REN	13.008	42 SLO	12.413	27 POL	26.759	13	42	SLOOTEN	1:41.494	1:41.813	0.319
14	47	ARC	22.212	25 BRO	27.637	42 SLO	13.008	62 VAN	12.456	65 OWE	26.862	14	47	ARCHER	1:42.281	1:42.526	0.245
15	17	JON	22.394	86 NES	27.638	16 SAW	13.083	47 ARC	12.550	47 ARC	27.085	15	65	OWENS	1:42.773	1:42.914	0.141
16	16	SAW	22.473	65 OWE	27.673	98 DE	13.113	44 BES	12.619	44 BES	27.341	16	16	SAWFORD	1:43.582	1:44.243	0.661
17	25	BRO	22.528	17 JON	27.826	17 JON	13.156	25 BRO	12.631	20 MAR	27.366	17	25	BROUWERS	1:43.743	1:44.222	0.479
18	65	OWE	22.569	98 DE	27.911	44 BES	13.181	16 SAW	12.712	16 SAW	27.374	18	44	BEST	1:43.862	1:44.254	0.392
19	44	BES	22.597	16 SAW	27.940	25 BRO	13.210	98 DE	12.756	98 DE	27.453	19	98	DE VRIES	1:43.892	1:44.287	0.395
20	98	DE	22.659	34 DEL	28.015	20 MAR	13.230	17 JON	12.795	34 DEL	27.462	20	17	JONKER	1:43.917	1:44.388	0.471
21	70	LON	22.695	11 CAM	28.085	70 LON	13.259	11 CAM	12.874	21 KER	27.495	21	34	DELVES	1:44.565	1:45.167	0.602
22	34	DEL	22.734	44 BES	28.124	3 CLA	13.292	24 ROD	12.892	70 LON	27.506	22	70	LONGSHAW	1:44.601	1:45.003	0.402
23	21	KER	22.767	20 MAR	28.217	65 OWE	13.295	70 LON	12.892	3 CLA	27.564	23	3	CLAYTON	1:44.922	1:45.266	0.344
24	11	CAM	22.817	70 LON	28.249	21 KER	13.354	3 CLA	12.906	24 ROD	27.719	24	21	KERR	1:44.935	1:45.717	0.782
25	3	CLA	22.884	21 KER	28.268	34 DEL	13.369	34 DEL	12.985	25 BRO	27.737	25	11	CAMPBELL	1:45.154	1:45.480	0.326
26	24	ROD	22.976	3 CLA	28.276	24 ROD	13.380	20 MAR	12.992	17 JON	27.746	26	24	RODINK	1:45.244	1:45.924	0.680
27	72	HOR	23.002	24 ROD	28.277	11 CAM	13.398	7 ASH	12.995	72 HOR	27.776	27	72	HORSMAN	1:46.009	1:46.791	0.782
28	4	VAL	23.187	4 VAL	28.588	72 HOR	13.401	4 VAL	13.015	11 CAM	27.980	28	4	VALLELEY	1:46.758	1:47.738	0.980
29	97	MOO	23.473	72 HOR	28.612	4 VAL	13.474	21 KER	13.051	7 ASH	28.116	29	7	ASHBY	1:47.065	1:47.511	0.446
30	7	ASH	23.548	7 ASH	28.928	7 ASH	13.478	72 HOR	13.218	13 BUR	28.428	30	97	MOORE	1:48.073	1:48.690	0.617
31	54	OWE	24.091	97 MOO	29.081	87 EDW	13.488	13 BUR	13.327	97 MOO	28.437	31	13	BURMAN	1:49.708	1:50.315	0.607
32	13	BUR	24.220	13 BUR	29.813	97 MOO	13.663	87 EDW	13.400	4 VAL	28.494	32	54	OWEN	1:51.697	1:51.964	0.267
33	20	MAR	35.746	54 OWE	30.455	54 OWE	13.900	97 MOO	13.419	87 EDW	28.828	33	20	MARKLUND	1:57.551		
34						13 BUR	13.920	54 OWE	13.778	54 OWE	29.473	34	87	EDWARDS		1:45.335	
35																	

Weather / Track : Cloudy / Dry

Donington Park GP
Circuit Length = 2.4873 miles
Start: 14:51 Flag 15:15 End: 15:16

Results can be found at www.tsl-timing.com

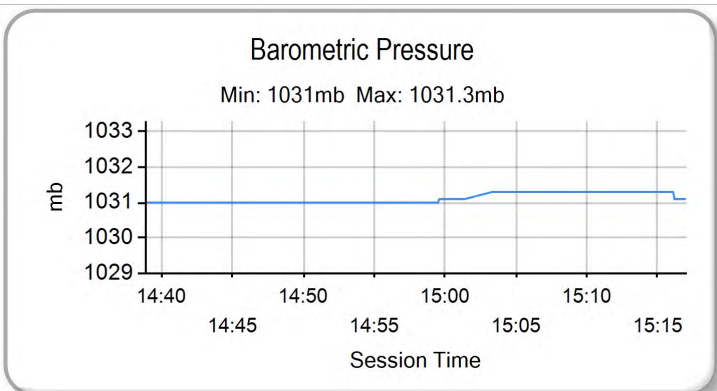
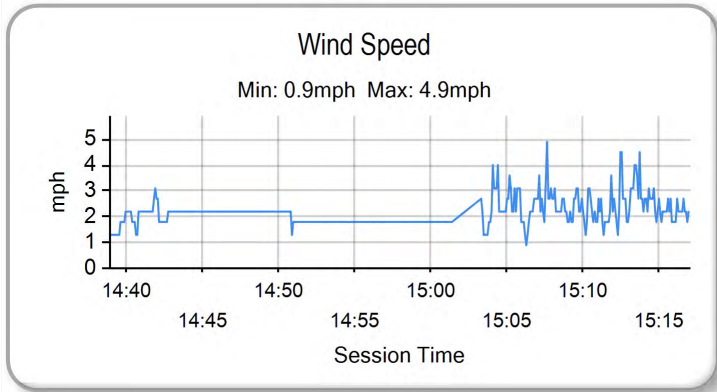
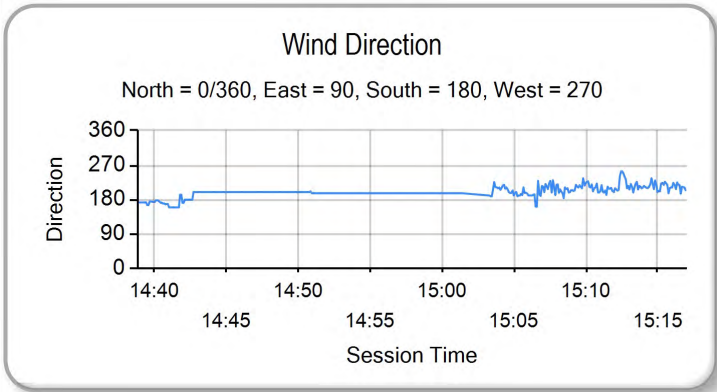
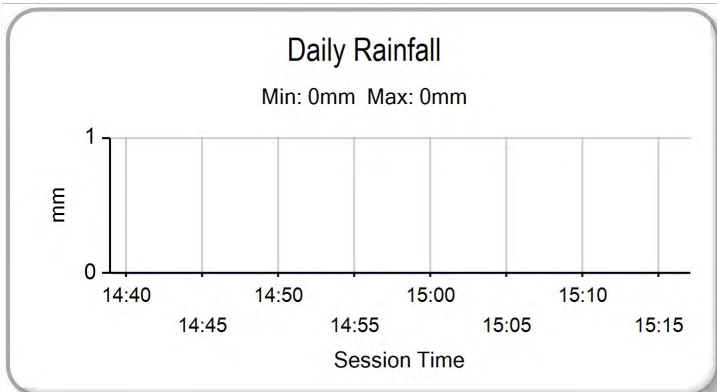
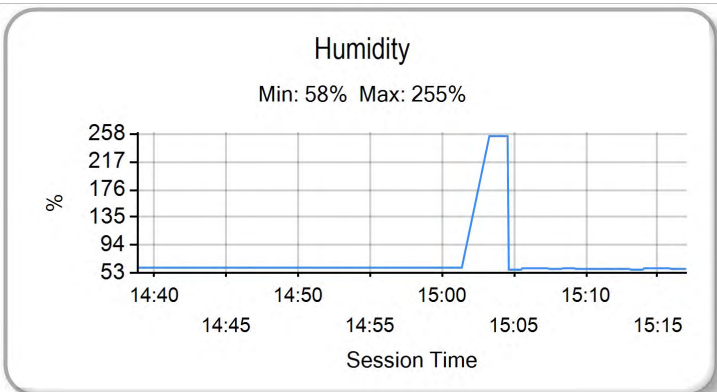
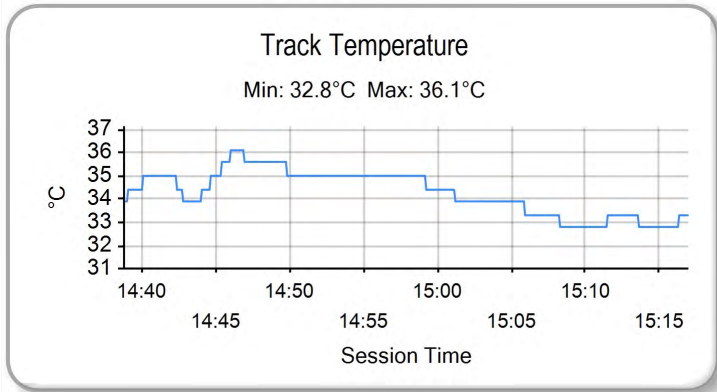
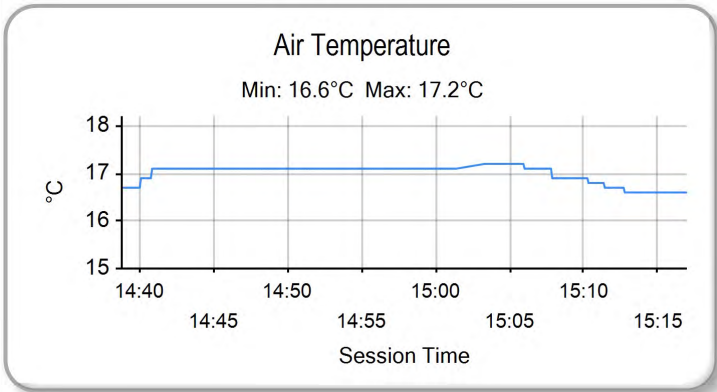
Printed - 15:21 Monday, 06 April 2015

MCRCB BULLETIN TK258

2015 MCE British Superbike Championship - Round 1

2015 HEL British Motostar Championship

RACE 11 - WEATHER CONDITIONS



Weather / Track : Cloudy / Dry

Donington Park GP
Circuit Length = 2.4873 miles
Start: 14:51 Flag 15:15 End: 15:16

Results can be found at www.tsl-timing.com

Printed - 15:21 Monday, 06 April 2015

