



BRITISH MOTOSTAR CHAMPIONSHIP

Round 3 Oulton Park International

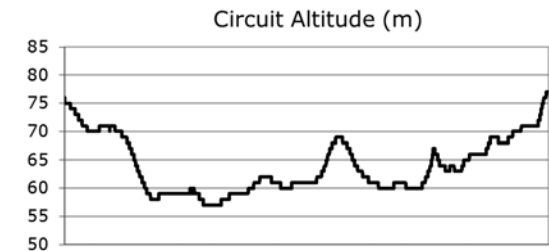
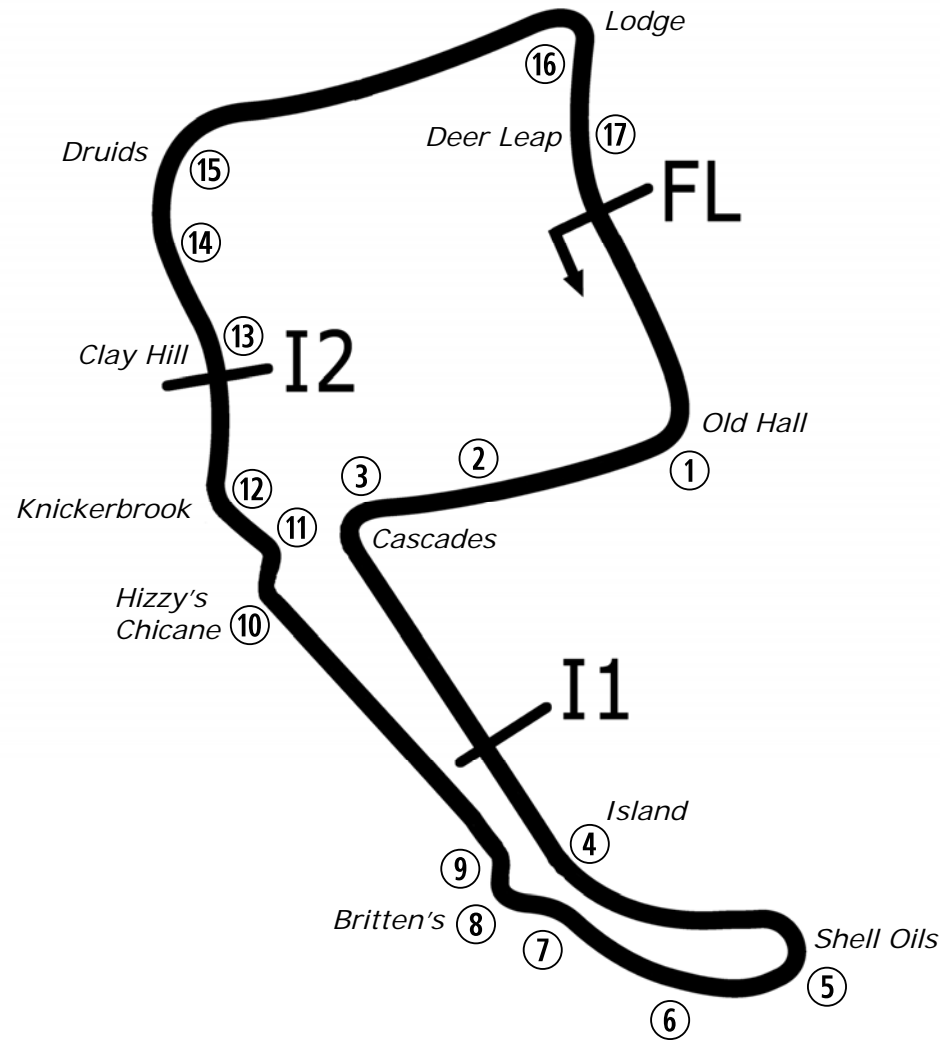
2nd – 4th May 2015



Results Provided by Timing Solutions Ltd

www.tsl-timing.com

Oulton Park International



Length	2.6920 miles	4332.4 m	
FL		53.17997 N	2.61294 W
I1	1163m	53.17248 N	2.61631 W
I2	3066m	53.17830 N	2.62040 W
Pit Entry	4314m	53.18011 N	2.61306 W
Pit Exit	180m after FL	53.17836 N	2.61232 W
Pit Entry-Pit Exit 199m, 11.9s @60kph, 8.9s @80kph			

Lap Records		Best Sector Information					
		Sector 1	S1 Trap (mph)	Sector 2	S2 Trap (mph)	Sector 3	F/L Trap (mph)
Superbike	1:35.411	23.169	160.2	45.223	140.6	25.977	151.1
Supersport	1:37.563	24.043	147.4	46.534	129.5	26.713	141.6
Superstock 1000	1:36.778	23.744	154.6	46.266	136.3	26.610	148.5
Superstock 600	1:40.127	24.532	142.2	47.407	125.4	27.336	133.6
Motostar	1:45.637	26.034	123.8	49.746	109.6	28.996	117.5
F1 Sidecar							
Ducati Cup	1:42.295	25.099	141.2	48.987	125.2	27.867	129.8

All results available at www.tsl-timing.com



POS	NO	CL	PIC NAME	ENTRY	TIME	ON	LAPS	GAP	DIFF	MPH
1	1	M3	1 Edward RENDELL	Honda - Banks Racing	1:48.352	9	9			89.44
2	52	M3	2 Jorel BOERBOOM	Kalex KTM - FPW Racing	1:50.557	11	11	2.205	2.205	87.65
3	86	M3	3 Charlie NESBITT	Repli-Cast Moto 3 - Repli-Cast UK	1:50.747	11	11	2.395	0.190	87.50
4	26	M3	4 Dani SAEZ	Repli-Cast Moto 3 - Repli-Cast - Armstrong	1:50.967	11	11	2.615	0.220	87.33
5	47	M3	5 Jake ARCHER	Honda - RS Racing	1:51.106	10	10	2.754	0.139	87.22
6	6	M3	6 Taz TAYLOR	KTM - RS Racing	1:51.117	5	6	2.765	0.011	87.21
7	77	M3	7 Alex PERSSON	Kalex KTM - PWR / FPW Racing	1:51.148	10	10	2.796	0.031	87.19
8	95	M3	8 Scott DEROUE	KTM - Redline KTM	1:51.386	10	11	3.034	0.238	87.00
9	20	M3	9 Joel MARKLUND	Honda - Marklund Solutions	1:51.441	9	10	3.089	0.055	86.96
10	2	M3	10 Joe THOMAS	Honda - Team ILR	1:51.737	9	11	3.385	0.296	86.73
11	27	M3	11 Georgina POLDEN	KTM - RS Racing	1:52.036	7	10	3.684	0.299	86.50
12	35	M3	12 Elliot LODGE	Honda - Essential Team Racing / SP125	1:52.043	8	10	3.691	0.007	86.49
13	42	M3	13 Brian SLOOTEN	Honda - Bakker Frames Holland	1:52.559	10	10	4.207	0.516	86.09
14	62	M3	14 Vasco VAN DER VALK	Honda - Team ILR / Vasco62.nl	1:52.891	10	10	4.539	0.332	85.84
15	25	M3	15 Mike BROUWERS	Honda - Joma / Brouwersracingteam	1:53.029	8	11	4.677	0.138	85.74
16	71	M3	16 Christoph BEINLICH	Honda - Beinlich Racing Team	1:53.188	8	9	4.836	0.159	85.62
17	64	M3	17 Asher DURHAM	KTM - Redline KTM / Total Hire & Sales	1:53.521	10	10	5.169	0.333	85.37
18	16		1 Andrew SAWFORD	Aprilia - St Neots Motorcycle Co Ltd	1:53.541	9	9	5.189	0.020	85.35
19	21	M3	18 Richard KERR	Honda - Bob Wylie Racing	1:54.140	10	11	5.788	0.599	84.90
20	98	M3	19 Tomas DE VRIES	Honda - DAT Racing	1:54.287	8	11	5.935	0.147	84.79
21	87		2 Jamie EDWARDS	Nykos - Kinpac Racing	1:55.031	7	10	6.679	0.744	84.24
22	74*	M3	20 Joseph THOMPSON	Repli-Cast Moto 3 - Repli-Cast UK	1:55.396	8	10	7.044	0.365	83.98
23	44	M3	21 Edmund BEST	Honda - SymCirrus Motorsport	1:55.788	10	10	7.436	0.392	83.69
24	34		3 Liam DELVES	Honda - Crucials Sauce / Banks Racing	1:55.989	9	10	7.637	0.201	83.55
25	3		4 Mark CLAYTON	Honda - SP125 / Refined Recruitment	1:56.074	8	9	7.722	0.085	83.49
26	13	M3	22 Sam BURMAN	Honda - WNT / Burman Racing	1:56.615	9	11	8.263	0.541	83.10
27	70		5 Ryan LONGSHAW	Honda - RCD Motorsport	1:58.376	7	8	10.024	1.761	81.86
28	7		6 Jamie ASHBY	Honda - SP125 / JPA Racing	1:58.663	8	9	10.311	0.287	81.67

QUALIFYING LAPTIME (110.0% of 1:48.352) = 1:59.187

29	11		7 Stephen CAMPBELL	Honda - Campbell Racing	1:59.882	10	10	11.530	1.219	80.84
30	24		8 Tasia RODINK	Honda - Promemo Racing	2:01.468	9	10	13.116	1.586	79.78
31	4		9 Louis VALLELEY	KTM - CM Racing	2:02.920	4	4	14.568	1.452	78.84
32	72		10 Cameron HORSMAN	Honda - FAB-Racing	2:04.907	4	6	16.555	1.987	77.58
33	17		11 Wesley JONKER	Luyten Honda - Racing Family	2:05.181	10	10	16.829	0.274	77.41
34	65		12 Josh OWENS	Honda - JPL Racing						

#74 - Exceeded Pit Lane Speed Limit - 1st Offence - Warning

Weather / Track : Cloudy / Dry

These results are provisional until the conclusion of any judicial and technical matters.

Oulton Park International
Circuit Length = 2.6920 miles
Start: 11:05 Flag 11:25 End: 11:27

Race Director :	Stewards :	Timekeeper :
-----------------	------------	--------------

Results can be found at www.britishsuperbike.com

Printed - 11:28 Saturday, 02 May 2015



MCRCB BULLETIN TK016

2015 MCE British Superbike Championship - Round 3

2015 HEL British Motostar Championship

FREE PRACTICE 1 - SECTOR ANALYSIS

SECTOR 1 = FL to I1, SECTOR 2 = I1 to I2, SECTOR 3 = I2 to FL, DIFF = Difference To Personal Best Lap

P1		1 M3		Edward RENDELL			Honda - Banks Racing				
IDEAL LAP TIME : 1:48.352		BEST LAP TIME : 1:48.352			DIFFERENCE : 0.000						
LAP	SECTOR 1	SECTOR 2		SECTOR 3		LAP TIME	MPH	DIFF	TIME OF DAY		
1 -	OUTLAP	99.4	57.572	96.5	IN PIT					11:08:04.830	
2 -	OUTLAP	110.7	53.017	101.9	30.774	107.5	2:43.578	59.24	55.226	11:10:48.408	
3 -	27.533	111.6	52.962	103.0	30.427	107.8	1:50.922	87.37	2.570	11:12:39.330	
4 -	27.225	111.6	52.251	102.9	30.271	110.0	1:49.747 (3)	88.30	1.395	11:14:29.077	
5 -	27.503	111.2	51.723	103.0	30.274	106.5	1:49.500 (2)	88.50	1.148	11:16:18.577	
6 -	27.774	110.7	51.931	102.7	30.134	107.7	1:49.839	88.23	1.487	11:18:08.416	
7 -	27.488	110.3	51.977	102.6	IN PIT		1:58.646	P	81.68	10.294	11:20:07.062
8 -	OUTLAP	111.1	51.829	103.2	30.034	108.2	2:27.320	65.78	38.968	11:22:34.382	
9 -	26.788	114.5	51.705	101.3	29.859	109.2	1:48.352 (1)	89.44		11:24:22.734	

P2		52 M3		Jorel BOERBOOM			Kalex KTM - FPW Racing			
IDEAL LAP TIME : 1:50.467		BEST LAP TIME : 1:50.557			DIFFERENCE : 0.090					
LAP	SECTOR 1	SECTOR 2		SECTOR 3		LAP TIME	MPH	DIFF	TIME OF DAY	
1 -	OUTLAP	107.7	57.892	104.2	31.819	110.9				11:07:23.040
2 -	28.090	116.7	54.362	105.1	31.838	110.5	1:54.290	84.79	3.733	11:09:17.330
3 -	27.733	117.5	54.477	105.5	31.367	110.0	1:53.577	85.32	3.020	11:11:10.907
4 -	28.061	110.3	58.021	102.9	31.886	112.5	1:57.968	82.15	7.411	11:13:08.875
5 -	27.943	117.7	53.979	105.1	31.066	111.6	1:52.988	85.77	2.431	11:15:01.863
6 -	27.496	115.9	53.095	105.8	30.921	111.6	1:51.512 (3)	86.90	0.955	11:16:53.375
7 -	27.821	109.8	55.687	105.8	30.959	111.8	1:54.467	84.66	3.910	11:18:47.842
8 -	27.554	116.9	1:02.838	95.1	31.858	111.1	2:02.250	79.27	11.693	11:20:50.092
9 -	27.477	117.7	53.122	102.9	30.849	112.0	1:51.448 (2)	86.95	0.891	11:22:41.540
10 -	27.594	117.1	54.447	105.5	30.596	112.0	1:52.637	86.04	2.080	11:24:34.177
11 -	27.567	116.3	52.534	106.8	30.456	112.0	1:50.557 (1)	87.65		11:26:24.734

P3		86 M3		Charlie NESBITT			Repli-Cast Moto 3 - Repli-Cast UK			
IDEAL LAP TIME : 1:50.582		BEST LAP TIME : 1:50.747			DIFFERENCE : 0.165					
LAP	SECTOR 1	SECTOR 2		SECTOR 3		LAP TIME	MPH	DIFF	TIME OF DAY	
1 -	OUTLAP	111.6	1:01.621	100.1	32.791	107.5				11:07:38.755
2 -	28.332	112.4	55.243	103.4	31.437	109.8	1:55.012	84.26	4.265	11:09:33.767
3 -	28.257	111.4	54.699	104.3	31.388	108.4	1:54.344	84.75	3.597	11:11:28.111
4 -	28.409	111.4	54.769	104.0	31.071	106.5	1:54.249	84.82	3.502	11:13:22.360
5 -	27.858	111.6	53.161	104.8	30.829	110.9	1:51.848	86.64	1.101	11:15:14.208
6 -	27.830	113.5	53.619	103.0	31.077	107.2	1:52.526	86.12	1.779	11:17:06.734
7 -	27.932	112.9	53.081	102.6	30.915	107.8	1:51.928	86.58	1.181	11:18:58.662
8 -	27.489	112.0	52.582	103.5	30.821	107.2	1:50.892 (2)	87.39	0.145	11:20:49.554
9 -	27.484	113.3	53.841	102.7	30.993	109.2	1:52.318	86.28	1.571	11:22:41.872
10 -	27.460	114.7	53.736	103.5	30.566	108.9	1:51.762 (3)	86.71	1.015	11:24:33.634
11 -	27.609	112.2	52.556	104.2	30.582	108.2	1:50.747 (1)	87.50		11:26:24.381

P4		26 M3		Dani SAEZ			Repli-Cast Moto 3 - Repli-Cast - Armstrong			
IDEAL LAP TIME : 1:50.702		BEST LAP TIME : 1:50.967			DIFFERENCE : 0.265					
LAP	SECTOR 1	SECTOR 2		SECTOR 3		LAP TIME	MPH	DIFF	TIME OF DAY	
1 -	OUTLAP	106.1	1:00.382	93.5	33.016	109.1				11:07:33.526
2 -	29.019	113.7	54.690	105.3	32.394	110.9	1:56.103	83.47	5.136	11:09:29.629
3 -	29.219	113.7	54.312	103.0	31.272	111.2	1:54.803	84.41	3.836	11:11:24.432
4 -	28.178	113.1	53.974	106.1	31.921	112.4	1:54.073	84.95	3.106	11:13:18.505
5 -	28.645	112.2	54.245	102.9	32.193	111.4	1:55.083	84.21	4.116	11:15:13.588
6 -	28.279	114.9	54.057	105.8	30.841	111.1	1:53.177	85.62	2.210	11:17:06.765
7 -	28.306	114.9	53.410	105.1	30.847	111.8	1:52.563	86.09	1.596	11:18:59.328
8 -	27.855	114.9	52.633	104.5	31.118	110.9	1:51.606 (3)	86.83	0.639	11:20:50.934
9 -	27.536	115.7	53.333	105.8	31.174	110.0	1:52.043	86.49	1.076	11:22:42.977
10 -	27.831	115.1	52.976	105.5	30.576	112.9	1:51.383 (2)	87.00	0.416	11:24:34.360
11 -	27.494	117.3	52.898	106.0	30.575	109.6	1:50.967 (1)	87.33		11:26:25.327

Weather / Track : Cloudy / Dry

Oulton Park International
Circuit Length = 2.6920 miles
Start: 11:05 Flag 11:25 End: 11:27

MCRCB BULLETIN TK016

2015 MCE British Superbike Championship - Round 3

2015 HEL British Motostar Championship

FREE PRACTICE 1 - SECTOR ANALYSIS

SECTOR 1 = FL to I1, SECTOR 2 = I1 to I2, SECTOR 3 = I2 to FL, DIFF = Difference To Personal Best Lap

P5 47 M3 Jake ARCHER		Honda - RS Racing								
IDEAL LAP TIME : 1:50.121		BEST LAP TIME : 1:51.106		DIFFERENCE : 0.985						
LAP	SECTOR 1	SECTOR 2	SECTOR 3	LAP TIME	MPH	DIFF	TIME OF DAY			
1 -	OUTLAP	112.4	58.206	103.4	IN PIT	P	11:07:32.473			
2 -	OUTLAP	95.8	57.237	105.1	32.023	110.9	3:39.929	44.06	1:48.823	11:11:12.402
3 -	28.330	115.5	55.031	105.0	31.372	111.4	1:54.733	84.46	3.627	11:13:07.135
4 -	28.248	113.9	54.568	104.3	31.195	111.1	1:54.011	85.00	2.905	11:15:01.146
5 -	27.983	113.1	53.574	106.0	31.141	109.8	1:52.698	85.99	1.592	11:16:53.844
6 -	27.535	116.3	53.480	105.0	30.754	112.7	1:51.769 (2)	86.70	0.663	11:18:45.613
7 -	28.679	112.2	53.576	106.0	30.739	112.7	1:52.994	85.76	1.888	11:20:38.607
8 -	27.967	115.1	52.964	107.2	31.142	110.5	1:52.073	86.47	0.967	11:22:30.680
9 -	27.378	116.9	54.044	105.6	30.380	112.2	1:51.802 (3)	86.68	0.696	11:24:22.482
10 -	27.497	114.9	52.363	105.5	31.246	111.6	1:51.106 (1)	87.22		11:26:13.588

P6 6 M3 Taz TAYLOR		KTM - RS Racing								
IDEAL LAP TIME : 1:50.611		BEST LAP TIME : 1:51.117		DIFFERENCE : 0.506						
LAP	SECTOR 1	SECTOR 2	SECTOR 3	LAP TIME	MPH	DIFF	TIME OF DAY			
1 -	OUTLAP	116.5	57.364	106.6	32.384	110.5				11:07:23.895
2 -	27.979	115.9	54.497	108.5	30.684	112.9	1:53.160 (2)	85.64	2.043	11:09:17.055
3 -	27.578	116.5	56.113	106.1	IN PIT		2:03.664 P	78.36	12.547	11:11:20.719
4 -	OUTLAP	114.7	55.481	106.6	30.853	113.7	9:41.052	16.67	7:49.935	11:21:01.771
5 -	27.718	117.9	52.968	108.2	30.431	113.5	1:51.117 (1)	87.21		11:22:52.888
6 -	27.212	118.1	53.173	103.0	IN PIT		2:02.390 P	79.18	11.273	11:24:55.278

P7 77 M3 Alex PERSSON		Kalex KTM - PWR / FPW Racing								
IDEAL LAP TIME : 1:51.148		BEST LAP TIME : 1:51.148		DIFFERENCE : 0.000						
LAP	SECTOR 1	SECTOR 2	SECTOR 3	LAP TIME	MPH	DIFF	TIME OF DAY			
1 -	OUTLAP	107.0	1:01.934	96.8	33.539	107.8				11:07:36.029
2 -	28.834	113.9	58.303	104.0	31.549	109.2	1:58.686	81.65	7.538	11:09:34.715
3 -	28.895	113.3	55.896	103.5	32.196	109.2	1:56.987	82.84	5.839	11:11:31.702
4 -	29.331	113.3	56.273	102.1	IN PIT		2:03.468 P	78.49	12.320	11:13:35.170
5 -	OUTLAP	113.5	55.257	105.8	31.110	110.5	2:27.717	65.60	36.569	11:16:02.887
6 -	27.655	114.5	54.071	105.1	30.913	111.1	1:52.639	86.03	1.491	11:17:55.526
7 -	27.689	114.7	55.482	106.0	31.006	108.2	1:54.177	84.87	3.029	11:19:49.703
8 -	27.849	113.3	53.758	105.1	30.880	108.7	1:52.487 (3)	86.15	1.339	11:21:42.190
9 -	27.694	114.9	53.487	104.5	30.896	110.5	1:52.077 (2)	86.47	0.929	11:23:34.267
10 -	27.431	114.7	53.034	105.6	30.683	111.1	1:51.148 (1)	87.19		11:25:25.415

P8 95 M3 Scott DEROUE		KTM - Redline KTM								
IDEAL LAP TIME : 1:51.386		BEST LAP TIME : 1:51.386		DIFFERENCE : 0.000						
LAP	SECTOR 1	SECTOR 2	SECTOR 3	LAP TIME	MPH	DIFF	TIME OF DAY			
1 -	OUTLAP	111.4	58.625	91.4	32.988	109.8				11:07:31.159
2 -	28.673	116.1	54.771	106.3	31.901	112.0	1:55.345	84.02	3.959	11:09:26.504
3 -	28.462	115.5	54.830	105.0	31.927	110.3	1:55.219	84.11	3.833	11:11:21.723
4 -	28.256	114.3	57.514	102.4	31.800	112.5	1:57.570	82.43	6.184	11:13:19.293
5 -	27.982	115.9	54.265	106.5	31.879	110.5	1:54.126	84.91	2.740	11:15:13.419
6 -	28.210	114.9	53.798	105.8	31.200	110.7	1:53.208	85.60	1.822	11:17:06.627
7 -	27.859	115.5	53.638	107.0	31.112	112.0	1:52.609 (2)	86.06	1.223	11:18:59.236
8 -	29.137	106.3	54.944	100.7	IN PIT		2:02.974 P	78.80	11.588	11:21:02.210
9 -	OUTLAP	117.1	53.989	105.0	31.064	111.2	2:20.158	69.14	28.772	11:23:22.368
10 -	27.509	116.9	52.820	106.3	31.057	109.6	1:51.386 (1)	87.00		11:25:13.754
11 -	27.531	117.1	53.489	104.5	31.823	108.5	1:52.843 (3)	85.88	1.457	11:27:06.597

P9 20 M3 Joel MARKLUND		Honda - Marklund Solutions								
IDEAL LAP TIME : 1:51.251		BEST LAP TIME : 1:51.441		DIFFERENCE : 0.190						
LAP	SECTOR 1	SECTOR 2	SECTOR 3	LAP TIME	MPH	DIFF	TIME OF DAY			
1 -	OUTLAP	107.7	58.449	95.1	33.206	108.0				11:09:49.796
2 -	29.145	113.1	55.915	103.5	32.362	107.7	1:57.422	82.53	5.981	11:11:47.218
3 -	28.651	112.7	55.350	104.3	32.070	107.3	1:56.071	83.49	4.630	11:13:43.289

Weather / Track : Cloudy / Dry

Oulton Park International
Circuit Length = 2.6920 miles
Start: 11:05 Flag 11:25 End: 11:27

MCRCB BULLETIN TK016

2015 MCE British Superbike Championship - Round 3

2015 HEL British Motostar Championship

FREE PRACTICE 1 - SECTOR ANALYSIS

SECTOR 1 = FL to I1, SECTOR 2 = I1 to I2, SECTOR 3 = I2 to FL, DIFF = Difference To Personal Best Lap

4 -	28.541	113.1	55.222	102.7	31.638	109.4	1:55.401	83.97	3.960	11:15:38.690
5 -	28.462	114.5	54.281	105.0	32.093	106.6	1:54.836	84.39	3.395	11:17:33.526
6 -	28.109	114.1	53.880	102.4	31.171	110.1	1:53.160 (3)	85.64	1.719	11:19:26.686
7 -	27.542	113.3	55.054	103.4	31.013	109.6	1:53.609	85.30	2.168	11:21:20.295
8 -	27.877	114.5	53.696	103.2	30.767	109.4	1:52.340 (2)	86.26	0.899	11:23:12.635
9 -	27.505	113.9	52.979	104.8	30.957	108.7	1:51.441 (1)	86.96		11:25:04.076
10 -	27.611	114.1	58.234	104.3	30.909	109.6	1:56.754	83.00	5.313	11:27:00.830

P10		2 M3		Joe THOMAS			Honda - Team ILR				
IDEAL LAP TIME : 1:51.278		BEST LAP TIME : 1:51.737			DIFFERENCE : 0.459						
LAP	SECTOR 1	SECTOR 2		SECTOR 3		LAP TIME	MPH	DIFF	TIME OF DAY		
1 -	OUTLAP	110.3	57.569	101.5	32.267	106.6			11:07:24.881		
2 -	28.649	111.1	55.079	101.2	31.566	107.0	1:55.294	84.05	3.557	11:09:20.175	
3 -	28.179	111.8	55.283	101.9	31.633	107.3	1:55.095	84.20	3.358	11:11:15.270	
4 -	28.085	111.6	54.398	102.4	31.015	108.2	1:53.498	85.38	1.761	11:13:08.768	
5 -	27.580	112.9	54.785	102.9	31.099	108.4	1:53.464	85.41	1.727	11:15:02.232	
6 -	27.742	110.7	53.747	102.6	30.829	108.2	1:52.318	86.28	0.581	11:16:54.550	
7 -	27.339	113.1	53.945	102.7	30.623	108.5	1:51.907 (3)	86.60	0.170	11:18:46.457	
8 -	27.564	112.4	53.496	102.1	30.820	108.2	1:51.880 (2)	86.62	0.143	11:20:38.337	
9 -	27.604	112.4	53.316	102.6	30.817	107.5	1:51.737 (1)	86.73		11:22:30.074	
10 -	27.366	113.3	53.718	101.3	31.251	106.1	1:52.335	86.27	0.598	11:24:22.409	
11 -	27.826	113.3	54.613	98.1	33.767	103.2	1:56.206	83.39	4.469	11:26:18.615	

P11		27 M3		Georgina POLDEN			KTM - RS Racing				
IDEAL LAP TIME : 1:51.638		BEST LAP TIME : 1:52.036			DIFFERENCE : 0.398						
LAP	SECTOR 1	SECTOR 2		SECTOR 3		LAP TIME	MPH	DIFF	TIME OF DAY		
1 -	OUTLAP	112.5	56.895	105.5	31.965	110.1			11:07:22.214		
2 -	28.719	114.1	55.943	106.5	31.118	112.2	1:55.780	83.70	3.744	11:09:17.994	
3 -	27.965	117.9	54.875	107.5	32.582	112.5	1:55.422	83.96	3.386	11:11:13.416	
4 -	28.169	114.9	54.430	108.4	32.019	111.1	1:54.618	84.55	2.582	11:13:08.034	
5 -	28.559	117.3	54.836	107.5	31.507	113.5	1:54.902	84.34	2.866	11:15:02.936	
6 -	28.149	117.1	54.049	106.8	31.019	112.5	1:53.217 (3)	85.59	1.181	11:16:56.153	
7 -	27.611	116.9	53.384	108.4	31.041	113.3	1:52.036 (1)	86.50		11:18:48.189	
8 -	27.255	118.5	54.915	106.1	IN PIT		1:58.817 P	81.56	6.781	11:20:47.006	
9 -	OUTLAP	116.9	54.193	106.8	30.999	112.2	3:41.173	43.81	1:49.137	11:24:28.179	
10 -	27.899	116.7	53.858	108.0	31.327	112.0	1:53.084 (2)	85.70	1.048	11:26:21.263	

P12		35 M3		Elliot LODGE			Honda - Essential Team Racing / SP125				
IDEAL LAP TIME : 1:51.888		BEST LAP TIME : 1:52.043			DIFFERENCE : 0.155						
LAP	SECTOR 1	SECTOR 2		SECTOR 3		LAP TIME	MPH	DIFF	TIME OF DAY		
1 -	OUTLAP	110.9	58.266	100.1	32.462	110.3			11:08:06.079		
2 -	28.890	113.5	58.550	103.0	31.640	109.8	1:59.080	81.38	7.037	11:10:05.159	
3 -	27.991	113.1	55.382	104.2	31.669	109.4	1:55.042	84.24	2.999	11:12:00.201	
4 -	28.090	112.9	58.836	101.9	IN PIT		2:06.335 P	76.71	14.292	11:14:06.536	
5 -	OUTLAP	109.8	57.333	103.7	31.386	110.3	2:44.320	58.97	52.277	11:16:50.856	
6 -	27.726	113.1	53.925	104.8	31.913	110.9	1:53.564	85.33	1.521	11:18:44.420	
7 -	27.930	111.2	54.046	102.7	30.922	108.9	1:52.898 (3)	85.84	0.855	11:20:37.318	
8 -	27.745	113.9	53.639	103.7	30.659	109.8	1:52.043 (1)	86.49		11:22:29.361	
9 -	27.787	113.7	57.900	103.5	31.110	110.1	1:56.797	82.97	4.754	11:24:26.158	
10 -	27.590	115.7	53.740	104.5	31.264	110.7	1:52.594 (2)	86.07	0.551	11:26:18.752	

P13		42 M3		Brian SLOOTEN			Honda - Bakker Frames Holland				
IDEAL LAP TIME : 1:52.559		BEST LAP TIME : 1:52.559			DIFFERENCE : 0.000						
LAP	SECTOR 1	SECTOR 2		SECTOR 3		LAP TIME	MPH	DIFF	TIME OF DAY		
1 -	OUTLAP	108.7	1:00.287	100.3	33.752	106.3			11:07:28.195		
2 -	29.768	110.5	55.814	102.4	32.355	108.2	1:57.937	82.17	5.378	11:09:26.132	
3 -	29.059	112.9	56.020	103.0	32.109	109.1	1:57.188	82.69	4.629	11:11:23.320	
4 -	28.492	111.8	54.425	103.8	32.183	108.2	1:55.100	84.19	2.541	11:13:18.420	
5 -	28.972	107.0	55.461	102.6	31.638	110.3	1:56.071	83.49	3.512	11:15:14.491	
6 -	28.246	114.1	53.965	104.6	IN PIT		2:01.686 P	79.64	9.127	11:17:16.177	

Weather / Track : Cloudy / Dry

Oulton Park International
Circuit Length = 2.6920 miles
Start: 11:05 Flag 11:25 End: 11:27

MCRCB BULLETIN TK016

2015 MCE British Superbike Championship - Round 3

2015 HEL British Motostar Championship

FREE PRACTICE 1 - SECTOR ANALYSIS

SECTOR 1 = FL to I1, SECTOR 2 = I1 to I2, SECTOR 3 = I2 to FL, DIFF = Difference To Personal Best Lap

7 -	OUTLAP	110.5	54.645	102.6	32.086	108.2	2:32.052	63.73	39.493	11:19:48.229
8 -	28.650	108.9	53.768	101.9	31.640	106.1	1:54.058 (3)	84.96	1.499	11:21:42.287
9 -	28.104	113.3	54.031	102.2	31.269	108.9	1:53.404 (2)	85.45	0.845	11:23:35.691
10 -	28.010	112.2	53.317	102.7	31.232	108.7	1:52.559 (1)	86.09		11:25:28.250

P14 62 M3		Vasco VAN DER VALK					Honda - Team ILR / Vasco62.nl				
IDEAL LAP TIME : 1:52.666		BEST LAP TIME : 1:52.891			DIFFERENCE : 0.225						
LAP	SECTOR 1	SECTOR 2	SECTOR 3	LAP TIME	MPH	DIFF	TIME OF DAY				
1 -	OUTLAP	109.6	59.209	100.1	33.240	106.8				11:07:28.735	
2 -	29.458	110.0	55.969	101.8	32.279	106.8	1:57.706	82.33	4.815	11:09:26.441	
3 -	28.976	110.1	54.920	101.9	31.959	106.6	1:55.855	83.65	2.964	11:11:22.296	
4 -	28.615	109.2	55.230	100.7	32.142	106.1	1:55.987	83.55	3.096	11:13:18.283	
5 -	29.064	108.0	54.736	101.9	31.885	106.8	1:55.685	83.77	2.794	11:15:13.968	
6 -	28.351	109.8	54.008	102.6	IN PIT		2:03.381	P	10.490	11:17:17.349	
7 -	OUTLAP	101.8	55.250	101.3	31.773	107.0	2:39.371	60.80	46.480	11:19:56.720	
8 -	28.138	109.2	53.640	102.7	31.646	108.2	1:53.424 (2)	85.44	0.533	11:21:50.144	
9 -	28.980	109.1	54.069	99.8	31.726	106.0	1:54.775 (3)	84.43	1.884	11:23:44.919	
10 -	28.363	109.1	53.185	101.6	31.343	106.5	1:52.891 (1)	85.84		11:25:37.810	

P15 25 M3		Mike BROUWERS					Honda - Joma / Brouwersracingteam				
IDEAL LAP TIME : 1:52.822		BEST LAP TIME : 1:53.029			DIFFERENCE : 0.207						
LAP	SECTOR 1	SECTOR 2	SECTOR 3	LAP TIME	MPH	DIFF	TIME OF DAY				
1 -	OUTLAP	105.6	1:00.223	99.1	32.611	105.6				11:07:32.386	
2 -	29.184	109.1	55.470	101.5	32.626	107.2	1:57.280	82.63	4.251	11:09:29.666	
3 -	29.589	109.8	55.579	100.3	32.177	105.6	1:57.345	82.58	4.316	11:11:27.011	
4 -	28.853	107.8	54.787	101.0	31.623	105.8	1:55.263	84.07	2.234	11:13:22.274	
5 -	28.436	110.1	53.961	100.4	31.331	106.5	1:53.728	85.21	0.699	11:15:16.002	
6 -	28.806	108.2	54.562	101.2	31.229	105.5	1:54.597	84.56	1.568	11:17:10.599	
7 -	28.432	108.7	53.750	100.9	31.214	105.8	1:53.396 (3)	85.46	0.367	11:19:03.995	
8 -	28.189	108.5	53.540	100.3	31.300	105.0	1:53.029 (1)	85.74		11:20:57.024	
9 -	28.068	110.0	53.819	100.9	31.589	106.3	1:53.476	85.40	0.447	11:22:50.500	
10 -	28.628	98.9	1:00.591	84.9	32.587	105.1	2:01.806	79.56	8.777	11:24:52.306	
11 -	28.083	109.2	53.721	101.0	31.314	105.3	1:53.118 (2)	85.67	0.089	11:26:45.424	

P16 71 M3		Christoph BEINLICH					Honda - Beinlich Racing Team				
IDEAL LAP TIME : 1:53.092		BEST LAP TIME : 1:53.188			DIFFERENCE : 0.096						
LAP	SECTOR 1	SECTOR 2	SECTOR 3	LAP TIME	MPH	DIFF	TIME OF DAY				
1 -	OUTLAP	108.9	1:02.348	95.0	33.764	101.8				11:07:39.794	
2 -	29.330	113.3	55.720	99.4	IN PIT		2:05.507	P	12.319	11:09:45.301	
3 -	OUTLAP	110.3	55.242	102.7	31.811	108.7	5:48.629	27.79	3:55.441	11:15:33.930	
4 -	28.727	111.8	55.540	101.8	31.888	108.2	1:56.155	83.43	2.967	11:17:30.085	
5 -	28.588	112.0	54.263	103.0	31.536	109.2	1:54.387 (3)	84.72	1.199	11:19:24.472	
6 -	28.565	110.3	56.646	102.1	31.562	107.3	1:56.773	82.99	3.585	11:21:21.245	
7 -	28.726	111.6	55.067	99.1	32.315	108.4	1:56.108	83.46	2.920	11:23:17.353	
8 -	28.382	111.8	53.798	102.9	31.008	108.0	1:53.188 (1)	85.62		11:25:10.541	
9 -	28.286	112.0	53.910	103.7	31.056	108.7	1:53.252 (2)	85.57	0.064	11:27:03.793	

P17 64 M3		Asher DURHAM					KTM - Redline KTM / Total Hire & Sales				
IDEAL LAP TIME : 1:53.059		BEST LAP TIME : 1:53.521			DIFFERENCE : 0.462						
LAP	SECTOR 1	SECTOR 2	SECTOR 3	LAP TIME	MPH	DIFF	TIME OF DAY				
1 -	OUTLAP	106.8	1:00.218	99.2	33.608	106.8				11:09:13.091	
2 -	29.721	111.8	56.395	103.5	32.595	107.8	1:58.711	81.63	5.190	11:11:11.802	
3 -	28.689	110.1	55.190	104.0	32.160	109.1	1:56.039	83.51	2.518	11:13:07.841	
4 -	28.321	111.6	54.846	105.0	31.750	110.1	1:54.917	84.33	1.396	11:15:02.758	
5 -	28.057	113.5	54.671	105.1	31.346	109.2	1:54.074	84.95	0.553	11:16:56.832	
6 -	27.871	114.3	53.845	103.8	31.916	110.1	1:53.632 (2)	85.28	0.111	11:18:50.464	
7 -	28.092	113.5	54.268	103.7	32.095	104.6	1:54.455	84.67	0.934	11:20:44.919	
8 -	29.795	112.0	1:01.605	101.0	31.775	108.9	2:03.175	78.67	9.654	11:22:48.094	
9 -	27.973	113.7	54.291	98.9	31.638	108.9	1:53.902 (3)	85.08	0.381	11:24:41.996	
10 -	27.967	113.7	53.842	102.2	31.712	108.0	1:53.521 (1)	85.37		11:26:35.517	

Weather / Track : Cloudy / Dry

Oulton Park International
Circuit Length = 2.6920 miles
Start: 11:05 Flag 11:25 End: 11:27

MCRCB BULLETIN TK016

2015 MCE British Superbike Championship - Round 3

2015 HEL British Motostar Championship

FREE PRACTICE 1 - SECTOR ANALYSIS

SECTOR 1 = FL to I1, SECTOR 2 = I1 to I2, SECTOR 3 = I2 to FL, DIFF = Difference To Personal Best Lap

P18 16		Andrew SAWFORD					Aprilia - St Neots Motorcycle Co Ltd				
IDEAL LAP TIME : 1:53.541		BEST LAP TIME : 1:53.541					DIFFERENCE : 0.000				
LAP	SECTOR 1	SECTOR 2		SECTOR 3		LAP TIME	MPH	DIFF	TIME OF DAY		
1 -	OUTLAP	96.5	1:02.215	96.4	34.301	103.2			11:10:06.260		
2 -	30.135	106.5	58.749	98.9	32.686	103.2	2:01.570	79.71	8.029	11:12:07.830	
3 -	29.750	107.3	57.145	99.4	32.132	103.8	1:59.027	81.42	5.486	11:14:06.857	
4 -	29.033	108.9	55.511	99.2	32.073	104.3	1:56.617	83.10	3.076	11:16:03.474	
5 -	28.818	109.2	55.172	99.4	31.622	104.8	1:55.612	83.82	2.071	11:17:59.086	
6 -	29.053	104.6	54.781	99.8	32.187	104.8	1:56.021	83.53	2.480	11:19:55.107	
7 -	28.570	107.0	54.612	99.7	31.639	104.8	1:54.821 (2)	84.40	1.280	11:21:49.928	
8 -	29.597	108.9	54.138	99.7	31.475	106.0	1:55.210 (3)	84.11	1.669	11:23:45.138	
9 -	28.252	111.1	53.864	100.3	31.425	103.2	1:53.541 (1)	85.35		11:25:38.679	

P19 21 M3		Richard KERR					Honda - Bob Wylie Racing				
IDEAL LAP TIME : 1:53.391		BEST LAP TIME : 1:54.140					DIFFERENCE : 0.749				
LAP	SECTOR 1	SECTOR 2		SECTOR 3		LAP TIME	MPH	DIFF	TIME OF DAY		
1 -	OUTLAP	105.0	1:02.957	89.5	35.690	103.4			11:07:36.096		
2 -	30.349	108.9	58.179	99.4	33.788	104.6	2:02.316	79.23	8.176	11:09:38.412	
3 -	29.893	108.5	56.395	101.2	33.188	104.6	1:59.476	81.11	5.336	11:11:37.888	
4 -	29.935	108.0	55.455	100.9	32.681	105.3	1:58.071	82.08	3.931	11:13:35.959	
5 -	29.569	107.8	56.466	101.2	32.783	107.2	1:58.818	81.56	4.678	11:15:34.777	
6 -	30.096	110.7	54.828	100.7	32.247	106.5	1:57.171	82.71	3.031	11:17:31.948	
7 -	28.596	108.7	54.345	101.3	32.255	107.2	1:55.196	84.12	1.056	11:19:27.144	
8 -	28.235	110.5	54.613	101.8	31.799	106.0	1:54.647 (2)	84.53	0.507	11:21:21.791	
9 -	28.391	110.9	54.991	98.8	31.682	105.5	1:55.064	84.22	0.924	11:23:16.855	
10 -	28.919	108.2	54.021	101.5	31.200	106.8	1:54.140 (1)	84.90		11:25:10.995	
11 -	28.170	110.1	55.446	100.0	31.447	105.6	1:55.063 (3)	84.22	0.923	11:27:06.058	

P20 98 M3		Tomas DE VRIES					Honda - DAT Racing				
IDEAL LAP TIME : 1:54.022		BEST LAP TIME : 1:54.287					DIFFERENCE : 0.265				
LAP	SECTOR 1	SECTOR 2		SECTOR 3		LAP TIME	MPH	DIFF	TIME OF DAY		
1 -	OUTLAP	105.8	1:00.907	98.6	33.267	106.0			11:07:29.278		
2 -	30.070	107.5	57.497	100.6	32.566	107.3	2:00.133	80.67	5.846	11:09:29.411	
3 -	29.864	108.9	56.133	101.3	32.074	106.3	1:58.071	82.08	3.784	11:11:27.482	
4 -	28.974	109.2	55.242	100.9	31.521	107.0	1:55.737	83.73	1.450	11:13:23.219	
5 -	28.639	110.0	54.366	100.1	31.586	105.5	1:54.591 (2)	84.57	0.304	11:15:17.810	
6 -	28.803	109.8	54.892	100.0	31.462	106.1	1:55.157	84.15	0.870	11:17:12.967	
7 -	28.548	108.7	58.058	97.8	31.706	107.0	1:58.312	81.91	4.025	11:19:11.279	
8 -	28.621	108.4	54.322	99.8	31.344	106.1	1:54.287 (1)	84.79		11:21:05.566	
9 -	28.607	110.1	54.546	101.2	31.683	107.3	1:54.836	84.39	0.549	11:23:00.402	
10 -	28.871	109.6	54.818	99.5	31.661	105.6	1:55.350	84.01	1.063	11:24:55.752	
11 -	28.666	108.7	54.130	100.0	31.811	102.7	1:54.607 (3)	84.56	0.320	11:26:50.359	

P21 87		Jamie EDWARDS					Nykos - Kinpac Racing				
IDEAL LAP TIME : 1:55.031		BEST LAP TIME : 1:55.031					DIFFERENCE : 0.000				
LAP	SECTOR 1	SECTOR 2		SECTOR 3		LAP TIME	MPH	DIFF	TIME OF DAY		
1 -	OUTLAP	91.4	1:08.323	82.6	35.691	96.4			11:07:48.242		
2 -	32.364	100.9	1:01.651	89.5	34.243	101.3	2:08.258	75.56	13.227	11:09:56.500	
3 -	30.502	104.2	1:01.878	94.6	33.504	106.3	2:05.884	76.98	10.853	11:12:02.384	
4 -	29.427	107.7	56.417	100.1	IN PIT		2:04.805 P	77.65	9.774	11:14:07.189	
5 -	OUTLAP	105.3	56.541	101.8	31.797	107.2	3:06.485	51.96	1:11.454	11:17:13.674	
6 -	28.742	108.0	55.326	100.6	31.737	106.8	1:55.805	83.68	0.774	11:19:09.479	
7 -	28.561	108.5	54.935	100.7	31.535	106.8	1:55.031 (1)	84.24		11:21:04.510	
8 -	28.995	108.7	54.950	100.4	31.717	107.5	1:55.662 (2)	83.78	0.631	11:23:00.172	
9 -	29.019	108.4	55.093	101.8	32.023	107.0	1:56.135	83.44	1.104	11:24:56.307	
10 -	28.871	109.4	55.158	101.6	31.687	106.8	1:55.716 (3)	83.75	0.685	11:26:52.023	

Weather / Track : Cloudy / Dry

Oulton Park International
Circuit Length = 2.6920 miles
Start: 11:05 Flag 11:25 End: 11:27

MCRCB BULLETIN TK016

2015 MCE British Superbike Championship - Round 3

2015 HEL British Motostar Championship

FREE PRACTICE 1 - SECTOR ANALYSIS

SECTOR 1 = FL to I1, SECTOR 2 = I1 to I2, SECTOR 3 = I2 to FL, DIFF = Difference To Personal Best Lap

P22		74 M3		Joseph THOMPSON			Repli-Cast Moto 3 - Repli-Cast UK			
IDEAL LAP TIME : 1:55.322		BEST LAP TIME : 1:55.396			DIFFERENCE : 0.074					
LAP	SECTOR 1	SECTOR 2		SECTOR 3		LAP TIME	MPH	DIFF	TIME OF DAY	
1 -	OUTLAP	99.1	1:03.141	98.8	34.951	106.6			11:07:45.264	
2 -	30.872	109.8	57.956	101.9	33.231	107.0	2:02.059	79.39	6.663	11:09:47.323
3 -	29.576	109.1	57.052	102.4	33.364	105.1	1:59.992	80.76	4.596	11:11:47.315
4 -	29.348	111.4	55.854	101.8	32.137	109.1	1:57.339	82.59	1.943	11:13:44.654
5 -	28.889	111.2	56.071	102.6	IN PIT		2:02.997	P 78.79	7.601	11:15:47.651
6 -	OUTLAP	97.2	57.032	101.5	31.990	106.3	2:38.230	61.24	42.834	11:18:25.881
7 -	28.888	110.5	55.357	102.2	32.009	108.0	1:56.254 (3)	83.36	0.858	11:20:22.135
8 -	28.626	111.2	54.915	102.4	31.855	107.0	1:55.396 (1)	83.98		11:22:17.531
9 -	28.552	111.2	54.962	102.4	32.153	105.8	1:55.667 (2)	83.78	0.271	11:24:13.198
10 -	28.864	109.8	58.752	91.4	33.657	106.6	2:01.273	79.91	5.877	11:26:14.471

P23		44 M3		Edmund BEST			Honda - SymCirus Motorsport			
IDEAL LAP TIME : 1:55.066		BEST LAP TIME : 1:55.788			DIFFERENCE : 0.722					
LAP	SECTOR 1	SECTOR 2		SECTOR 3		LAP TIME	MPH	DIFF	TIME OF DAY	
1 -	OUTLAP	101.8	1:03.834	88.1	36.177	105.3			11:08:20.659	
2 -	30.733	107.8	58.870	100.7	34.580	105.1	2:04.183	78.04	8.395	11:10:24.842
3 -	29.878	107.2	57.721	101.5	33.661	107.2	2:01.260	79.92	5.472	11:12:26.102
4 -	29.577	109.4	57.150	101.2	33.694	107.0	2:00.421	80.47	4.633	11:14:26.523
5 -	30.102	108.0	1:00.144	100.1	34.401	106.3	2:04.647	77.74	8.859	11:16:31.170
6 -	29.110	109.1	56.293	101.0	32.734	107.3	1:58.137	82.03	2.349	11:18:29.307
7 -	28.880	109.2	56.106	101.5	33.001	107.3	1:57.987 (3)	82.13	2.199	11:20:27.294
8 -	28.688	111.1	58.560	102.2	33.050	104.0	2:00.298	80.56	4.510	11:22:27.592
9 -	28.927	109.4	56.398	99.7	31.833	107.3	1:57.158 (2)	82.71	1.370	11:24:24.750
10 -	28.239	111.2	54.994	102.6	32.555	107.3	1:55.788 (1)	83.69		11:26:20.538

P24		34		Liam DELVES			Honda - Crucials Sauce / Banks Racing			
IDEAL LAP TIME : 1:55.564		BEST LAP TIME : 1:55.989			DIFFERENCE : 0.425					
LAP	SECTOR 1	SECTOR 2		SECTOR 3		LAP TIME	MPH	DIFF	TIME OF DAY	
1 -	OUTLAP	102.6	1:02.553	97.3	34.386	104.2			11:07:37.892	
2 -	30.246	106.1	57.782	99.7	33.218	104.5	2:01.246	79.93	5.257	11:09:39.138
3 -	29.671	105.6	56.651	99.7	32.795	105.0	1:59.117	81.35	3.128	11:11:38.255
4 -	29.358	106.1	56.301	100.0	32.544	105.3	1:58.203	81.98	2.214	11:13:36.458
5 -	29.344	107.0	56.832	100.3	32.428	106.3	1:58.604	81.71	2.615	11:15:35.062
6 -	29.367	108.0	55.100	100.3	31.763	105.1	1:56.230 (2)	83.38	0.241	11:17:31.292
7 -	29.254	105.5	55.505	100.3	IN PIT		2:03.901	P 78.21	7.912	11:19:35.193
8 -	OUTLAP	107.0	57.112	99.5	32.468	106.3	3:08.112	51.51	1:12.123	11:22:43.305
9 -	28.971	108.7	55.003	99.5	32.015	105.5	1:55.989 (1)	83.55		11:24:39.294
10 -	28.798	108.7	55.618	99.7	32.331	104.3	1:56.747 (3)	83.01	0.758	11:26:36.041

P25		3		Mark CLAYTON			Honda - SP125 / Refined Recruitment			
IDEAL LAP TIME : 1:55.903		BEST LAP TIME : 1:56.074			DIFFERENCE : 0.171					
LAP	SECTOR 1	SECTOR 2		SECTOR 3		LAP TIME	MPH	DIFF	TIME OF DAY	
1 -	OUTLAP	96.0	1:03.956	95.8	34.482	104.5			11:10:40.735	
2 -	31.042	106.5	59.877	98.3	33.247	106.0	2:04.166	78.05	8.092	11:12:44.901
3 -	29.840	108.9	58.504	98.8	32.781	106.0	2:01.125	80.01	5.051	11:14:46.026
4 -	29.693	107.5	57.966	100.0	32.335	106.3	1:59.994	80.76	3.920	11:16:46.020
5 -	29.353	108.2	56.992	100.3	32.360	106.5	1:58.705 (3)	81.64	2.631	11:18:44.725
6 -	29.605	106.3	57.996	98.9	32.441	107.2	2:00.042	80.73	3.968	11:20:44.767
7 -	29.349	110.5	56.473	98.9	32.425	107.3	1:58.247 (2)	81.95	2.173	11:22:43.014
8 -	29.016	110.0	55.441	101.6	31.617	106.8	1:56.074 (1)	83.49		11:24:39.088
9 -	28.845	110.3	1:04.912	93.4	33.723	104.8	2:07.480	76.02	11.406	11:26:46.568

P26		13 M3		Sam BURMAN			Honda - WNT / Burman Racing		
IDEAL LAP TIME : 1:56.547		BEST LAP TIME : 1:56.615			DIFFERENCE : 0.068				
LAP	SECTOR 1	SECTOR 2		SECTOR 3		LAP TIME	MPH	DIFF	TIME OF DAY
1 -	OUTLAP	110.0	1:00.401	100.6	33.427	107.2			11:07:28.549

Weather / Track : Cloudy / Dry

Oulton Park International
Circuit Length = 2.6920 miles
Start: 11:05 Flag 11:25 End: 11:27

MCRCB BULLETIN TK016

2015 MCE British Superbike Championship - Round 3

2015 HEL British Motostar Championship

FREE PRACTICE 1 - SECTOR ANALYSIS

SECTOR 1 = FL to I1, SECTOR 2 = I1 to I2, SECTOR 3 = I2 to FL, DIFF = Difference To Personal Best Lap

2 -	30.585	110.3	57.475	101.2	32.595	107.8	2:00.655	80.32	4.040	11:09:29.204
3 -	29.847	110.9	57.383	101.6	33.822	106.8	2:01.052	80.05	4.437	11:11:30.256
4 -	30.404	109.8	1:01.725	99.4	33.139	107.2	2:05.268	77.36	8.653	11:13:35.524
5 -	29.819	108.9	56.528	101.0	32.674	107.3	1:59.021	81.42	2.406	11:15:34.545
6 -	30.058	111.2	56.271	102.2	32.531	106.5	1:58.860	81.53	2.245	11:17:33.405
7 -	29.607	110.9	55.533	101.3	32.121	107.2	1:57.261	82.64	0.646	11:19:30.666
8 -	29.539	108.7	55.632	101.6	32.038	107.2	1:57.209	82.68	0.594	11:21:27.875
9 -	29.301	111.4	55.299	102.6	32.015	107.2	1:56.615 (1)	83.10		11:23:24.490
10 -	29.233	110.1	55.329	101.8	32.141	107.3	1:56.703 (2)	83.04	0.088	11:25:21.193
11 -	29.473	111.1	55.483	101.8	32.102	106.6	1:57.058 (3)	82.79	0.443	11:27:18.251

P27	70	Ryan LONGSHAW				Honda - RCD Motorsport					
IDEAL LAP TIME : 1:57.776		BEST LAP TIME : 1:58.376				DIFFERENCE : 0.600					
LAP		SECTOR 1	SECTOR 2	SECTOR 3	LAP TIME	MPH	DIFF	TIME OF DAY			
1 -	OUTLAP	104.2	1:02.643	94.5	35.134	104.0				11:11:30.231	
2 -	31.414	106.1	1:07.184	96.8	34.345	103.2	2:12.943	72.89	14.567	11:13:43.174	
3 -	30.480	104.8	59.689	98.8	33.130	101.8	2:03.299	78.60	4.923	11:15:46.473	
4 -	30.687	102.2	59.089	98.6	33.415	103.8	2:03.191	78.66	4.815	11:17:49.664	
5 -	30.127	103.5	58.696	97.9	32.641	105.5	2:01.464	79.78	3.088	11:19:51.128	
6 -	29.374	105.6	56.834	97.8	32.451	103.8	1:58.659 (2)	81.67	0.283	11:21:49.787	
7 -	29.974	105.8	56.249	98.8	32.153	104.6	1:58.376 (1)	81.86		11:23:48.163	
8 -	29.650	103.8	57.100	98.8	32.171	105.0	1:58.921 (3)	81.49	0.545	11:25:47.084	

P28	7	Jamie ASHBY				Honda - SP125 / JPA Racing					
IDEAL LAP TIME : 1:58.246		BEST LAP TIME : 1:58.663				DIFFERENCE : 0.417					
LAP		SECTOR 1	SECTOR 2	SECTOR 3	LAP TIME	MPH	DIFF	TIME OF DAY			
1 -	OUTLAP	104.6	1:01.736	92.9	34.502	102.9				11:10:40.068	
2 -	31.109	105.6	58.386	98.8	33.456	104.5	2:02.951	78.82	4.288	11:12:43.019	
3 -	30.263	106.6	57.648	98.8	33.269	103.7	2:01.180	79.97	2.517	11:14:44.199	
4 -	30.245	105.8	57.165	98.8	32.935	103.7	2:00.345	80.52	1.682	11:16:44.544	
5 -	29.788	106.3	56.905	98.3	32.993	105.1	1:59.686 (3)	80.97	1.023	11:18:44.230	
6 -	29.826	105.8	57.473	97.3	32.988	103.8	2:00.287	80.56	1.624	11:20:44.517	
7 -	30.236	108.7	57.200	99.2	32.548	106.1	1:59.984	80.77	1.321	11:22:44.501	
8 -	29.480	107.8	56.280	98.8	32.903	104.3	1:58.663 (1)	81.67		11:24:43.164	
9 -	29.418	108.2	56.542	98.3	32.889	104.0	1:58.849 (2)	81.54	0.186	11:26:42.013	

P29	11	Stephen CAMPBELL				Honda - Campbell Racing					
IDEAL LAP TIME : 1:59.657		BEST LAP TIME : 1:59.882				DIFFERENCE : 0.225					
LAP		SECTOR 1	SECTOR 2	SECTOR 3	LAP TIME	MPH	DIFF	TIME OF DAY			
1 -	OUTLAP	93.0	1:07.136	86.3	37.836	92.0				11:08:03.985	
2 -	32.877	96.9	1:02.779	90.3	35.597	94.7	2:11.253	73.83	11.371	11:10:15.238	
3 -	31.746	100.9	1:00.813	93.2	34.987	101.9	2:07.546	75.98	7.664	11:12:22.784	
4 -	30.436	105.6	1:00.553	97.1	33.847	102.9	2:04.836	77.63	4.954	11:14:27.620	
5 -	30.084	107.3	1:00.686	95.5	34.474	101.5	2:05.244	77.37	5.362	11:16:32.864	
6 -	30.109	105.6	58.443	95.8	33.395	101.9	2:01.947	79.47	2.065	11:18:34.811	
7 -	30.176	105.5	58.502	96.1	33.612	101.6	2:02.290	79.24	2.408	11:20:37.101	
8 -	29.707	108.2	58.374	96.8	32.861	102.1	2:00.942 (3)	80.13	1.060	11:22:38.043	
9 -	29.591	107.3	57.638	96.9	32.658	101.9	1:59.887 (2)	80.83	0.005	11:24:37.930	
10 -	29.532	107.7	57.467	97.1	32.883	102.9	1:59.882 (1)	80.84		11:26:37.812	

P30	24	Tasia RODINK				Honda - Promemo Racing					
IDEAL LAP TIME : 2:01.175		BEST LAP TIME : 2:01.468				DIFFERENCE : 0.293					
LAP		SECTOR 1	SECTOR 2	SECTOR 3	LAP TIME	MPH	DIFF	TIME OF DAY			
1 -	OUTLAP	94.7	1:06.082	85.4	37.240	99.5				11:07:45.054	
2 -	33.116	103.4	1:01.460	95.4	34.871	100.1	2:09.447	74.86	7.979	11:09:54.501	
3 -	31.354	106.0	1:02.720	96.1	34.979	100.1	2:09.053	75.09	7.585	11:12:03.554	
4 -	30.961	106.5	1:00.939	96.5	34.565	100.7	2:06.465	76.63	4.997	11:14:10.019	
5 -	30.670	106.0	1:02.146	96.1	34.620	100.6	2:07.436	76.04	5.968	11:16:17.455	
6 -	30.584	105.3	1:00.511	97.1	34.324	101.6	2:05.419	77.27	3.951	11:18:22.874	
7 -	30.135	104.8	59.921	95.5	34.295	102.2	2:04.351	77.93	2.883	11:20:27.225	

Weather / Track : Cloudy / Dry

Oulton Park International
 Circuit Length = 2.6920 miles
 Start: 11:05 Flag 11:25 End: 11:27

MCRCB BULLETIN TK016

2015 MCE British Superbike Championship - Round 3

2015 HEL British Motostar Championship

FREE PRACTICE 1 - SECTOR ANALYSIS

SECTOR 1 = FL to I1, SECTOR 2 = I1 to I2, SECTOR 3 = I2 to FL, DIFF = Difference To Personal Best Lap

8 -	30.125	107.3	59.371	96.9	34.114	103.2	2:03.610	(3)	78.40	2.142	11:22:30.835
9 -	29.453	107.0	58.631	96.4	33.384	101.2	2:01.468	(1)	79.78		11:24:32.303
10 -	29.771	107.5	58.338	97.3	33.857	102.6	2:01.966	(2)	79.45	0.498	11:26:34.269

P31	4	Louis VALLELEY				KTM - CM Racing					
IDEAL LAP TIME : 2:02.693		BEST LAP TIME : 2:02.920				DIFFERENCE : 0.227					

LAP	SECTOR 1	SECTOR 2	SECTOR 3	LAP TIME	MPH	DIFF	TIME OF DAY
1 -	OUTLAP	93.4	1:05.431	87.6	36.441	94.3	11:07:45.889
2 -	32.916	99.4	1:01.781	94.7	34.198	100.1	2:08.895 (3) 75.18 5.975 11:09:54.784
3 -	31.253	101.3	1:02.347	95.5	33.953	100.4	2:07.553 (2) 75.97 4.633 11:12:02.337
4 -	30.803	102.1	58.663	95.8	33.454	101.0	2:02.920 (1) 78.84 11:14:05.257

P32	72	Cameron HORSMAN				Honda - FAB-Racing					
IDEAL LAP TIME : 2:02.831		BEST LAP TIME : 2:04.907				DIFFERENCE : 2.076					

LAP	SECTOR 1	SECTOR 2	SECTOR 3	LAP TIME	MPH	DIFF	TIME OF DAY
1 -	OUTLAP	80.6	1:09.113	76.9	IN PIT		11:08:40.188
2 -	OUTLAP	105.5	1:16.933	77.6	38.689	100.4	3:38.768 P 44.29 1:33.861 11:12:18.956
3 -	32.248	106.8	1:03.241	101.0	34.541	108.4	2:10.030 (2) 74.53 5.123 11:14:28.986
4 -	30.420	108.2	1:00.571	101.2	33.916	107.8	2:04.907 (1) 77.58 11:16:33.893
5 -	30.036	109.1	58.879	102.6	IN PIT		2:08.539 P 75.39 3.632 11:18:42.432
6 -	OUTLAP	108.9	1:02.237	94.1	IN PIT		4:42.144 P 34.34 2:37.237 11:23:24.576

P33	17	Wesley JONKER				Luyten Honda - Racing Family					
IDEAL LAP TIME : 2:04.249		BEST LAP TIME : 2:05.181				DIFFERENCE : 0.932					

LAP	SECTOR 1	SECTOR 2	SECTOR 3	LAP TIME	MPH	DIFF	TIME OF DAY
1 -	OUTLAP	100.9	1:07.179	81.0	37.000	93.9	11:07:44.541
2 -	33.819	98.8	1:04.529	94.7	36.421	95.7	2:14.769 71.91 9.588 11:09:59.310
3 -	33.078	101.9	1:04.626	95.1	36.390	95.1	2:14.094 72.27 8.913 11:12:13.404
4 -	32.114	105.6	1:03.592	95.3	35.908	98.2	2:11.614 73.63 6.433 11:14:25.018
5 -	32.023	106.0	1:03.201	96.1	35.327	100.9	2:10.551 74.23 5.370 11:16:35.569
6 -	31.772	104.6	1:02.005	97.2	34.956	100.3	2:08.733 75.28 3.552 11:18:44.302
7 -	31.400	108.4	1:01.414	95.8	34.527	102.2	2:07.341 76.10 2.160 11:20:51.643
8 -	30.890	107.3	1:01.666	98.2	34.522	100.1	2:07.078 (3) 76.26 1.897 11:22:58.721
9 -	31.537	108.7	1:00.059	98.2	34.011	101.2	2:05.607 (2) 77.15 0.426 11:25:04.328
10 -	30.573	107.8	59.665	98.6	34.943	102.2	2:05.181 (1) 77.41 11:27:09.509

MCRCB BULLETIN TK017**2015 MCE British Superbike Championship - Round 3****2015 HEL British Motostar Championship****FREE PRACTICE 1 - BEST SPEEDS**

POS	INTERMEDIATE 1			INTERMEDIATE 2			FINISH LINE		
	NO	NAME	MPH	NO	NAME	MPH	NO	NAME	MPH
1	27	POLDEN	118.5	6	TAYLOR	108.5	6	TAYLOR	113.7
2	6	TAYLOR	118.1	27	POLDEN	108.4	27	POLDEN	113.5
3	52	BOERBOOM	117.7	47	ARCHER	107.2	26	SAEZ	112.9
4	26	SAEZ	117.3	95	DEROUE	107.0	47	ARCHER	112.7
5	95	DEROUE	117.1	52	BOERBOOM	106.8	52	BOERBOOM	112.5
6	47	ARCHER	116.9	26	SAEZ	106.1	95	DEROUE	112.5
7	35	LODGE	115.7	77	PERSSON	106.0	77	PERSSON	111.1
8	77	PERSSON	114.9	64	DURHAM	105.1	35	LODGE	110.9
9	86	NESBITT	114.7	20	MARKLUND	105.0	86	NESBITT	110.9
10	1	RENDELL	114.5	35	LODGE	104.8	42	SLOOTEN	110.3
11	20	MARKLUND	114.5	86	NESBITT	104.8	20	MARKLUND	110.1
12	64	DURHAM	114.3	42	SLOOTEN	104.6	64	DURHAM	110.1
13	42	SLOOTEN	114.1	71	BEINLICH	103.7	1	RENDELL	110.0
14	2	THOMAS	113.3	1	RENDELL	103.2	71	BEINLICH	109.2
15	71	BEINLICH	113.3	2	THOMAS	102.9	74	THOMPSON	109.1
16	13	BURMAN	111.4	62	VAN DER VALK	102.7	2	THOMAS	108.5
17	74	THOMPSON	111.4	13	BURMAN	102.6	72	HORSMAN	108.4
18	44	BEST	111.2	44	BEST	102.6	62	VAN DER VALK	108.2
19	16	SAWFORD	111.1	72	HORSMAN	102.6	13	BURMAN	107.8
20	21	KERR	110.9	74	THOMPSON	102.6	87	EDWARDS	107.5
21	3	CLAYTON	110.5	21	KERR	101.8	3	CLAYTON	107.3
22	25	BROUWERS	110.1	87	EDWARDS	101.8	44	BEST	107.3
23	62	VAN DER VALK	110.1	3	CLAYTON	101.6	98	DE VRIES	107.3
24	98	DE VRIES	110.1	25	BROUWERS	101.5	21	KERR	107.2
25	87	EDWARDS	109.4	98	DE VRIES	101.3	25	BROUWERS	107.2
26	72	HORSMAN	109.1	16	SAWFORD	100.3	34	DELVES	106.3
27	7	ASHBY	108.7	34	DELVES	100.3	7	ASHBY	106.1
28	17	JONKER	108.7	7	ASHBY	99.2	16	SAWFORD	106.0
29	34	DELVES	108.7	70	LONGSHAW	98.8	70	LONGSHAW	105.5
30	11	CAMPBELL	108.2	17	JONKER	98.6	24	RODINK	103.2
31	24	RODINK	107.5	24	RODINK	97.3	11	CAMPBELL	102.9
32	70	LONGSHAW	106.1	11	CAMPBELL	97.1	17	JONKER	102.2
33	4	VALLELEY	102.1	4	VALLELEY	95.8	4	VALLELEY	101.0
34	65	OWENS	87.3						

Weather / Track : Cloudy / Dry

Results can be found at www.tsl-timing.comOulton Park International
Circuit Length = 2.6920 miles
Start: 11:05 Flag 11:25 End: 11:27

Printed - 11:29 Saturday, 02 May 2015

MCRCB BULLETIN TK018

2015 MCE British Superbike Championship - Round 3

2015 HEL British Motostar Championship

FREE PRACTICE 1 - BEST SECTORS

SECTOR 1			SECTOR 2			SECTOR 3			IDEAL / BEST COMPARISON						
POS	NO	NAME	TIME	NO	NAME	TIME	NO	NAME	TIME	POS	NO	NAME	IDEAL	BEST	DIFF
													PERFECT LAP	1:48.352	
1	1	RENDELL	26.788	1	RENDELL	51.705	1	RENDELL	29.859	1	1	RENDELL	1:48.352	1:48.352	0.000
2	6	TAYLOR	27.212	47	ARCHER	52.363	47	ARCHER	30.380	2	47	ARCHER	1:50.121	1:51.106	0.985
3	27	POLDEN	27.255	52	BOERBOOM	52.534	6	TAYLOR	30.431	3	52	BOERBOOM	1:50.467	1:50.557	0.090
4	2	THOMAS	27.339	86	NESBITT	52.556	52	BOERBOOM	30.456	4	86	NESBITT	1:50.582	1:50.747	0.165
5	47	ARCHER	27.378	26	SAEZ	52.633	86	NESBITT	30.566	5	6	TAYLOR	1:50.611	1:51.117	0.506
6	77	PERSSON	27.431	95	DEROUE	52.820	26	SAEZ	30.575	6	26	SAEZ	1:50.702	1:50.967	0.265
7	86	NESBITT	27.460	6	TAYLOR	52.968	2	THOMAS	30.623	7	77	PERSSON	1:51.148	1:51.148	0.000
8	52	BOERBOOM	27.477	20	MARKLUND	52.979	35	LODGE	30.659	8	20	MARKLUND	1:51.251	1:51.441	0.190
9	26	SAEZ	27.494	77	PERSSON	53.034	77	PERSSON	30.683	9	2	THOMAS	1:51.278	1:51.737	0.459
10	20	MARKLUND	27.505	62	VAN DER VALK	53.185	20	MARKLUND	30.767	10	95	DEROUE	1:51.386	1:51.386	0.000
11	95	DEROUE	27.509	2	THOMAS	53.316	27	POLDEN	30.999	11	27	POLDEN	1:51.638	1:52.036	0.398
12	35	LODGE	27.590	42	SLOOTEN	53.317	71	BEINLICH	31.008	12	35	LODGE	1:51.888	1:52.043	0.155
13	64	DURHAM	27.871	27	POLDEN	53.384	95	DEROUE	31.057	13	42	SLOOTEN	1:52.559	1:52.559	0.000
14	42	SLOOTEN	28.010	25	BROUWERS	53.540	21	KERR	31.200	14	62	VAN DER VALK	1:52.666	1:52.891	0.225
15	25	BROUWERS	28.068	35	LODGE	53.639	25	BROUWERS	31.214	15	25	BROUWERS	1:52.822	1:53.029	0.207
16	62	VAN DER VALK	28.138	71	BEINLICH	53.798	42	SLOOTEN	31.232	16	64	DURHAM	1:53.059	1:53.521	0.462
17	21	KERR	28.170	64	DURHAM	53.842	62	VAN DER VALK	31.343	17	71	BEINLICH	1:53.092	1:53.188	0.096
18	44	BEST	28.239	16	SAWFORD	53.864	98	DE VRIES	31.344	18	21	KERR	1:53.391	1:54.140	0.749
19	16	SAWFORD	28.252	21	KERR	54.021	64	DURHAM	31.346	19	16	SAWFORD	1:53.541	1:53.541	0.000
20	71	BEINLICH	28.286	98	DE VRIES	54.130	16	SAWFORD	31.425	20	98	DE VRIES	1:54.022	1:54.287	0.265
21	98	DE VRIES	28.548	74	THOMPSON	54.915	87	EDWARDS	31.535	21	87	EDWARDS	1:55.031	1:55.031	0.000
22	74	THOMPSON	28.552	87	EDWARDS	54.935	3	CLAYTON	31.617	22	44	BEST	1:55.066	1:55.788	0.722
23	87	EDWARDS	28.561	44	BEST	54.994	34	DELVES	31.763	23	74	THOMPSON	1:55.322	1:55.396	0.074
24	34	DELVES	28.798	34	DELVES	55.003	44	BEST	31.833	24	34	DELVES	1:55.564	1:55.989	0.425
25	3	CLAYTON	28.845	13	BURMAN	55.299	74	THOMPSON	31.855	25	3	CLAYTON	1:55.903	1:56.074	0.171
26	13	BURMAN	29.233	3	CLAYTON	55.441	13	BURMAN	32.015	26	13	BURMAN	1:56.547	1:56.615	0.068
27	70	LONGSHAW	29.374	70	LONGSHAW	56.249	70	LONGSHAW	32.153	27	70	LONGSHAW	1:57.776	1:58.376	0.600
28	7	ASHBY	29.418	7	ASHBY	56.280	7	ASHBY	32.548	28	7	ASHBY	1:58.246	1:58.663	0.417
29	24	RODINK	29.453	11	CAMPBELL	57.467	11	CAMPBELL	32.658	29	11	CAMPBELL	1:59.657	1:59.882	0.225
30	11	CAMPBELL	29.532	24	RODINK	58.338	24	RODINK	33.384	30	24	RODINK	2:01.175	2:01.468	0.293
31	72	HORSMAN	30.036	4	VALLELEY	58.663	4	VALLELEY	33.454	31	4	VALLELEY	2:02.693	2:02.920	0.227
32	17	JONKER	30.573	72	HORSMAN	58.879	72	HORSMAN	33.916	32	72	HORSMAN	2:02.831	2:04.907	2.076
33	4	VALLELEY	30.576	17	JONKER	59.665	17	JONKER	34.011	33	17	JONKER	2:04.249	2:05.181	0.932

34

Weather / Track : Cloudy / Dry

Results can be found at www.tsl-timing.com

Oulton Park International
Circuit Length = 2.6920 miles
Start: 11:05 Flag 11:25 End: 11:27

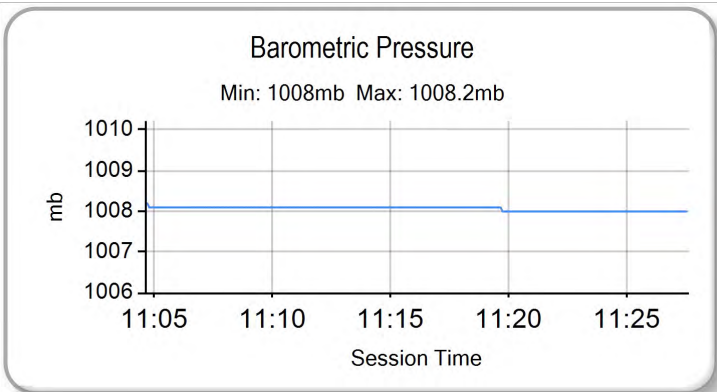
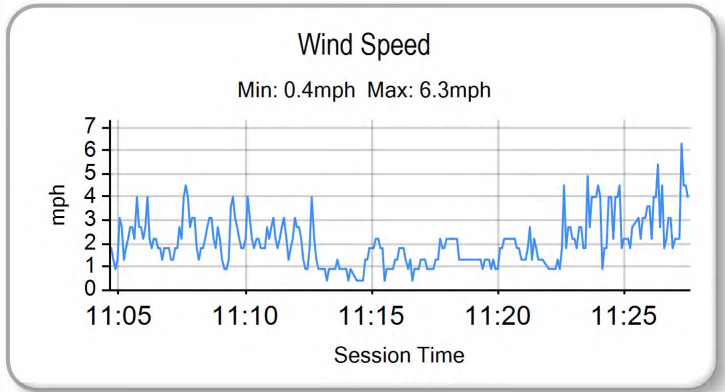
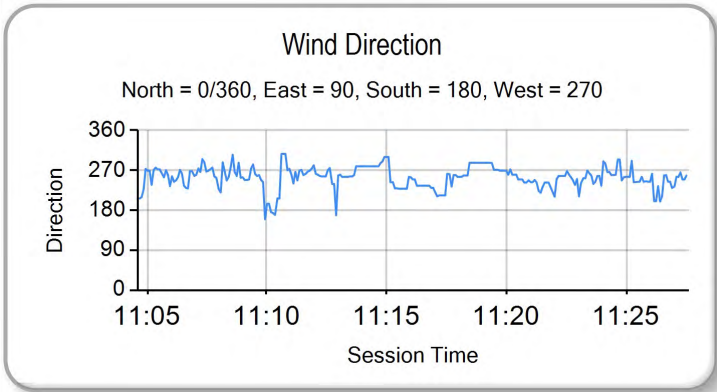
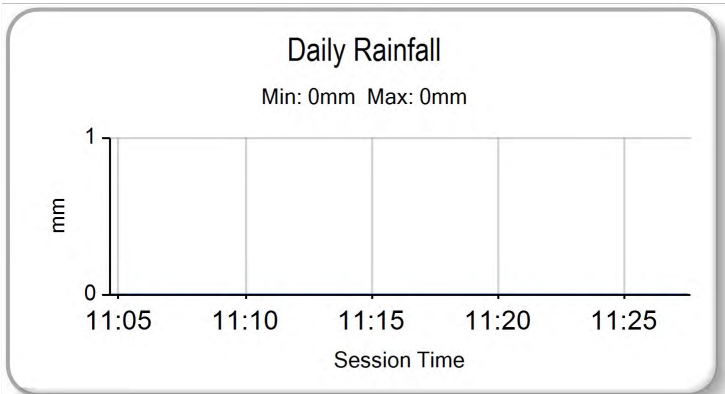
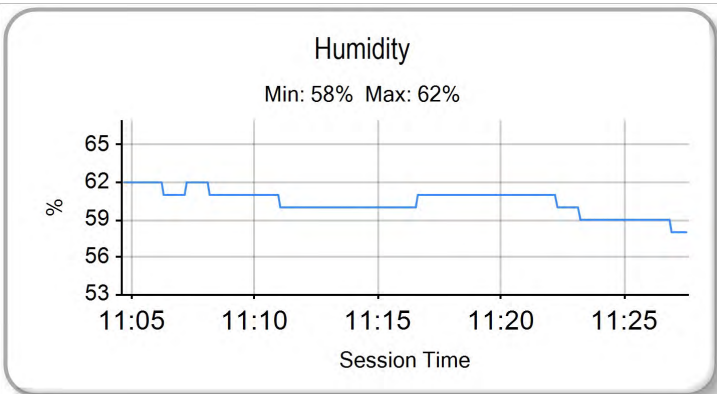
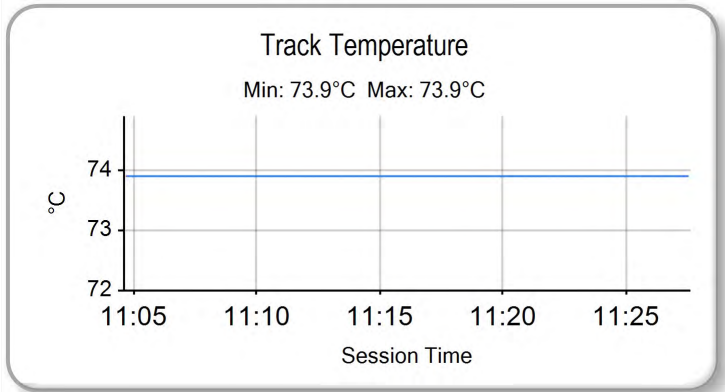
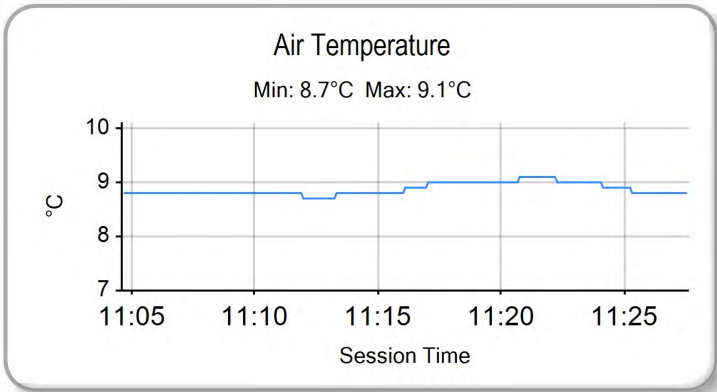
Printed - 11:29 Saturday, 02 May 2015

MCRCB BULLETIN TK019

2015 MCE British Superbike Championship - Round 3

2015 HEL British Motostar Championship

FREE PRACTICE 1 - WEATHER CONDITIONS



Weather / Track : Cloudy / Dry

Results can be found at www.tsl-timing.com

Oulton Park International
Circuit Length = 2.6920 miles
Start: 11:05 Flag 11:25 End: 11:27

Printed - 11:30 Saturday, 02 May 2015



POS	NO	CL	PIC NAME	ENTRY	TIME	ON	LAPS	GAP	DIFF	MPH
1	77	M3	1 Alex PERSSON	Kalex KTM - PWR / FPW Racing	2:00.710	8	9			80.28
2	1	M3	2 Edward RENDELL	Honda - Banks Racing	2:01.454	8	8	0.744	0.744	79.79
3	26	M3	3 Dani SAEZ	Repli-Cast Moto 3 - Repli-Cast - Armstrong	2:02.583	9	10	1.873	1.129	79.05
4	47	M3	4 Jake ARCHER	Honda - RS Racing	2:03.172	9	9	2.462	0.589	78.68
5	52	M3	5 Jorel BOERBOOM	Kalex KTM - FPW Racing	2:03.201	9	10	2.491	0.029	78.66
6	65		1 Josh OWENS	Honda - JPL Racing	2:04.166	9	9	3.456	0.965	78.05
7	2	M3	6 Joe THOMAS	Honda - Team ILR	2:04.351	8	8	3.641	0.185	77.93
8	6	M3	7 Taz TAYLOR	KTM - RS Racing	2:04.433	10	10	3.723	0.082	77.88
9	20	M3	8 Joel MARKLUND	Honda - Marklund Solutions	2:04.606	8	8	3.896	0.173	77.77
10	21	M3	9 Richard KERR	Honda - Bob Wylie Racing	2:04.821	8	8	4.111	0.215	77.64
11	86	M3	10 Charlie NESBITT	Repli-Cast Moto 3 - Repli-Cast UK	2:04.956	6	7	4.246	0.135	77.55
12	95	M3	11 Scott DEROUÉ	KTM - Redline KTM	2:05.001	9	9	4.291	0.045	77.52
13	71	M3	12 Christoph BEINLICH	Honda - Beinlich Racing Team	2:05.422	8	10	4.712	0.421	77.26
14	64	M3	13 Asher DURHAM	KTM - Redline KTM / Total Hire & Sales	2:05.688	9	10	4.978	0.266	77.10
15	35	M3	14 Elliot LODGE	Honda - Essential Team Racing / SP125	2:05.940	6	8	5.230	0.252	76.95
16	34		2 Liam DELVES	Honda - Crucials Sauce / Banks Racing	2:06.068	8	10	5.358	0.128	76.87
17	74	M3	15 Joseph THOMPSON	Repli-Cast Moto 3 - Repli-Cast UK	2:06.199	6	10	5.489	0.131	76.79
18	72		3 Cameron HORSMAN	Honda - FAB-Racing	2:07.135	6	8	6.425	0.936	76.22
19	70		4 Ryan LONGSHAW	Honda - RCD Motorsport	2:07.418	7	9	6.708	0.283	76.05
20	62	M3	16 Vasco VAN DER VALK	Honda - Team ILR / Vasco62.nl	2:07.460	8	9	6.750	0.042	76.03
21	98	M3	17 Tomas DE VRIES	Honda - DAT Racing	2:07.620	6	7	6.910	0.160	75.93
22	3		5 Mark CLAYTON	Honda - SP125 / Refined Recruitment	2:08.378	7	9	7.668	0.758	75.49
23	87		6 Jamie EDWARDS	Nykos - Kinpac Racing	2:08.966	7	8	8.256	0.588	75.14
24	42	M3	18 Brian SLOOTEN	Honda - Bakker Frames Holland	2:09.247	5	5	8.537	0.281	74.98
25	25	M3	19 Mike BROUWERS	Honda - Joma / Brouwersracingteam	2:09.523	6	8	8.813	0.276	74.82
26	44	M3	20 Edmund BEST	Honda - SymCirrus Motorsport	2:09.692	6	8	8.982	0.169	74.72
27	7		7 Jamie ASHBY	Honda - SP125 / JPA Racing	2:10.086	8	9	9.376	0.394	74.49
28	27	M3	21 Georgina POLDEN	KTM - RS Racing	2:12.559	4	6	11.849	2.473	73.10
29	13	M3	22 Sam BURMAN	Honda - WNT / Burman Racing	2:12.635	8	9	11.925	0.076	73.06

QUALIFYING LAPTIME (110.0% of 2:00.710) = 2:12.781

30	11		8 Stephen CAMPBELL	Honda - Campbell Racing	2:13.692	3	7	12.982	1.057	72.48
31	24		9 Tasia RODINK	Honda - Promemo Racing	2:14.960	9	9	14.250	1.268	71.80
32	17		10 Wesley JONKER	Luyten Honda - Racing Family	2:18.449	8	8	17.739	3.489	69.99

Weather / Track : Rain / Wet

These results are provisional until the conclusion of any judicial and technical matters.

Oulton Park International

Circuit Length = 2.6920 miles

Start: 14:15 Flag 14:35 End: 14:37

Race Director :	Stewards :	Timekeeper :
-----------------	------------	--------------

Results can be found at www.britishsuperbike.com

Printed - 14:37 Saturday, 02 May 2015

MCRCB BULLETIN TK040

2015 MCE British Superbike Championship - Round 3

2015 HEL British Motostar Championship

FREE PRACTICE 2 - SECTOR ANALYSIS

SECTOR 1 = FL to I1, SECTOR 2 = I1 to I2, SECTOR 3 = I2 to FL, DIFF = Difference To Personal Best Lap

P1		77 M3		Alex PERSSON		Kalex KTM - PWR / FPW Racing				
IDEAL LAP TIME : 2:00.635		BEST LAP TIME : 2:00.710		DIFFERENCE : 0.075						
LAP	SECTOR 1	SECTOR 2		SECTOR 3		LAP TIME	MPH	DIFF	TIME OF DAY	
1 -	OUTLAP	104.3	1:08.278	98.1	35.411	102.2			14:18:32.798	
2 -	32.500	109.6	1:02.929	95.0	34.180	106.3	2:09.609	74.77	8.899	14:20:42.407
3 -	31.986	111.4	1:01.114	101.6	33.687	108.0	2:06.787	76.43	6.077	14:22:49.194
4 -	30.807	111.8	1:00.085	102.6	33.054	109.4	2:03.946 (3)	78.18	3.236	14:24:53.140
5 -	30.632	112.4	1:01.005	102.1	35.084	108.4	2:06.721	76.47	6.011	14:26:59.861
6 -	30.360	113.5	1:00.417	100.4	33.884	110.1	2:04.661	77.74	3.951	14:29:04.522
7 -	31.071	112.9	59.401	100.6	32.924	107.3	2:03.396 (2)	78.53	2.686	14:31:07.918
8 -	30.313	112.2	58.291	102.9	32.106	111.1	2:00.710 (1)	80.28		14:33:08.628
9 -	30.238	113.7	1:00.638	101.2	34.998	99.2	2:05.874	76.99	5.164	14:35:14.502

P2		1 M3		Edward RENDELL		Honda - Banks Racing				
IDEAL LAP TIME : 2:01.454		BEST LAP TIME : 2:01.454		DIFFERENCE : 0.000						
LAP	SECTOR 1	SECTOR 2		SECTOR 3		LAP TIME	MPH	DIFF	TIME OF DAY	
1 -	OUTLAP	104.0	1:05.283	96.4	IN PIT		P		14:18:37.517	
2 -	OUTLAP	107.0	1:01.444	97.9	34.417	103.5	3:47.408	42.61	1:45.954	14:22:24.925
3 -	31.744	108.2	1:00.476	99.1	33.759	104.2	2:05.979	76.92	4.525	14:24:30.904
4 -	31.028	108.7	59.115	99.2	33.621	105.3	2:03.764 (3)	78.30	2.310	14:26:34.668
5 -	31.220	107.8	59.246	98.1	IN PIT		2:09.257 P	74.97	7.803	14:28:43.925
6 -	OUTLAP	105.5	1:00.506	98.2	33.551	102.6	2:48.817	57.40	47.363	14:31:32.742
7 -	30.695	109.1	58.682	98.6	33.064	104.2	2:02.441 (2)	79.15	0.987	14:33:35.183
8 -	30.609	109.1	58.045	99.2	32.800	105.1	2:01.454 (1)	79.79		14:35:36.637

P3		26 M3		Dani SAEZ		Repli-Cast Moto 3 - Repli-Cast - Armstrong				
IDEAL LAP TIME : 2:02.439		BEST LAP TIME : 2:02.583		DIFFERENCE : 0.144						
LAP	SECTOR 1	SECTOR 2		SECTOR 3		LAP TIME	MPH	DIFF	TIME OF DAY	
1 -	OUTLAP	105.3	1:07.173	95.5	36.026	107.2			14:17:26.789	
2 -	31.691	108.0	1:01.031	98.6	34.983	107.3	2:07.705	75.88	5.122	14:19:34.494
3 -	30.712	111.6	59.893	102.4	34.940	103.8	2:05.545	77.19	2.962	14:21:40.039
4 -	30.603	111.2	59.203	102.1	34.851	104.5	2:04.657	77.74	2.074	14:23:44.696
5 -	30.651	110.3	59.440	100.7	33.960	107.8	2:04.051	78.12	1.468	14:25:48.747
6 -	30.306	112.0	59.463	100.4	33.725	107.0	2:03.494 (2)	78.47	0.911	14:27:52.241
7 -	30.461	112.2	59.281	100.1	IN PIT		2:12.062 P	73.38	9.479	14:30:04.303
8 -	OUTLAP	109.4	1:00.013	100.1	33.418	109.2	2:49.562	57.15	46.979	14:32:53.865
9 -	30.357	113.1	58.918	100.9	33.308	107.8	2:02.583 (1)	79.05		14:34:56.448
10 -	30.213	113.3	59.190	100.0	34.199	107.2	2:03.602 (3)	78.40	1.019	14:37:00.050

P4		47 M3		Jake ARCHER		Honda - RS Racing				
IDEAL LAP TIME : 2:02.647		BEST LAP TIME : 2:03.172		DIFFERENCE : 0.525						
LAP	SECTOR 1	SECTOR 2		SECTOR 3		LAP TIME	MPH	DIFF	TIME OF DAY	
1 -	OUTLAP	107.8	1:05.056	99.4	35.307	106.5			14:18:33.323	
2 -	32.462	113.1	1:02.553	94.6	35.110	107.7	2:10.125	74.47	6.953	14:20:43.448
3 -	31.422	113.7	1:01.885	100.3	33.723	107.7	2:07.030	76.29	3.858	14:22:50.478
4 -	30.671	113.5	59.716	101.3	33.544	108.9	2:03.931 (3)	78.19	0.759	14:24:54.409
5 -	30.821	113.3	1:00.934	102.6	33.606	108.2	2:05.361	77.30	2.189	14:26:59.770
6 -	30.509	114.7	1:00.168	101.3	33.863	108.5	2:04.540	77.81	1.368	14:29:04.310
7 -	30.633	113.1	58.936	102.7	33.927	99.5	2:03.496 (2)	78.47	0.324	14:31:07.806
8 -	30.842	112.0	1:00.661	95.7	33.787	108.7	2:05.290	77.35	2.118	14:33:13.096
9 -	30.384	112.0	59.461	100.9	33.327	108.4	2:03.172 (1)	78.68		14:35:16.268

P5		52 M3		Jorel BOERBOOM		Kalex KTM - FPW Racing				
IDEAL LAP TIME : 2:02.781		BEST LAP TIME : 2:03.201		DIFFERENCE : 0.420						
LAP	SECTOR 1	SECTOR 2		SECTOR 3		LAP TIME	MPH	DIFF	TIME OF DAY	
1 -	OUTLAP	106.5	1:08.487	96.1	36.639	104.5			14:17:22.857	
2 -	33.683	110.7	1:03.707	99.5	34.794	107.8	2:12.184	73.31	8.983	14:19:35.041
3 -	31.452	113.3	1:02.272	97.9	34.604	106.3	2:08.328	75.51	5.127	14:21:43.369
4 -	32.572	108.2	1:02.068	99.1	35.163	105.0	2:09.803	74.66	6.602	14:23:53.172

Weather / Track : Rain / Wet

Oulton Park International
 Circuit Length = 2.6920 miles
 Start: 14:15 Flag 14:35 End: 14:37

MCRCB BULLETIN TK040

2015 MCE British Superbike Championship - Round 3

2015 HEL British Motostar Championship

FREE PRACTICE 2 - SECTOR ANALYSIS

SECTOR 1 = FL to I1, SECTOR 2 = I1 to I2, SECTOR 3 = I2 to FL, DIFF = Difference To Personal Best Lap

5 -	31.808	112.5	1:00.636	99.4	34.341	105.5	2:06.785	76.43	3.584	14:25:59.957
6 -	31.095	113.9	1:00.359	100.3	34.191	106.1	2:05.645	77.13	2.444	14:28:05.602
7 -	30.914	114.5	59.367	100.9	33.426	108.0	2:03.707 (3)	78.34	0.506	14:30:09.309
8 -	30.957	112.4	59.244	100.7	33.546	107.8	2:03.747	78.31	0.546	14:32:13.056
9 -	30.285	114.5	59.295	99.7	33.621	108.0	2:03.201 (1)	78.66		14:34:16.257
10 -	30.753	112.9	59.225	100.9	33.271	109.2	2:03.249 (2)	78.63	0.048	14:36:19.506

P6		65		Josh OWENS			Honda - JPL Racing				
IDEAL LAP TIME : 2:03.608		BEST LAP TIME : 2:04.166			DIFFERENCE : 0.558						
LAP	SECTOR 1	SECTOR 2	SECTOR 3	LAP TIME	MPH	DIFF	TIME OF DAY				
1 -	OUTLAP	92.5	1:10.524	91.5	37.152	100.0		14:17:52.984			
2 -	34.141	98.1	1:02.909	94.3	35.962	102.2	2:13.012	72.86	8.846	14:20:05.996	
3 -	32.156	102.1	1:01.042	97.3	35.916	103.8	2:09.114	75.06	4.948	14:22:15.110	
4 -	32.180	102.6	1:01.390	99.2	34.428	102.6	2:07.998	75.71	3.832	14:24:23.108	
5 -	31.845	105.3	1:01.236	97.6	IN PIT		2:12.978 P	72.87	8.812	14:26:36.086	
6 -	OUTLAP	104.0	1:01.667	96.6	34.216	101.5	3:46.175	42.84	1:42.009	14:30:22.261	
7 -	31.282	105.6	58.738	97.1	34.426	102.4	2:04.446 (2)	77.87	0.280	14:32:26.707	
8 -	30.654	105.1	1:00.584	88.5	34.597	101.0	2:05.835 (3)	77.01	1.669	14:34:32.542	
9 -	30.655	104.5	59.188	94.1	34.323	99.7	2:04.166 (1)	78.05		14:36:36.708	

P7		2 M3		Joe THOMAS			Honda - Team ILR				
IDEAL LAP TIME : 2:04.351		BEST LAP TIME : 2:04.351			DIFFERENCE : 0.000						
LAP	SECTOR 1	SECTOR 2	SECTOR 3	LAP TIME	MPH	DIFF	TIME OF DAY				
1 -	OUTLAP	102.2	1:07.315	97.5	37.384	104.2				14:17:28.169	
2 -	33.869	106.8	1:04.844	98.5	IN PIT		2:24.718 P	66.96	20.367	14:19:52.887	
3 -	OUTLAP	108.7	1:03.813	97.6	35.745	104.0	3:04.584	52.50	1:00.233	14:22:57.471	
4 -	32.938	107.3	1:03.195	98.2	35.837	103.7	2:11.970 (3)	73.43	7.619	14:25:09.441	
5 -	32.576	107.8	1:02.281	96.4	35.350	104.6	2:10.207 (2)	74.42	5.856	14:27:19.648	
6 -	31.585	107.7	1:01.645	97.3	IN PIT		2:15.364 P	71.59	11.013	14:29:35.012	
7 -	OUTLAP	109.2	1:00.226	98.3	34.332	105.0	2:58.380	54.32	54.029	14:32:33.392	
8 -	30.699	109.6	59.970	98.9	33.682	105.6	2:04.351 (1)	77.93		14:34:37.743	

P8		6 M3		Taz TAYLOR			KTM - RS Racing				
IDEAL LAP TIME : 2:03.661		BEST LAP TIME : 2:04.433			DIFFERENCE : 0.772						
LAP	SECTOR 1	SECTOR 2	SECTOR 3	LAP TIME	MPH	DIFF	TIME OF DAY				
1 -	OUTLAP	103.0	1:09.551	101.2	36.632	108.0				14:17:48.875	
2 -	33.075	112.2	1:04.877	103.2	36.741	108.0	2:14.693	71.95	10.260	14:20:03.568	
3 -	32.340	114.5	1:02.898	95.8	35.821	109.2	2:11.059	73.94	6.626	14:22:14.627	
4 -	31.987	112.9	1:01.692	103.5	35.720	107.5	2:09.399	74.89	4.966	14:24:24.026	
5 -	31.504	115.9	1:01.735	104.5	34.500	107.3	2:07.739	75.86	3.306	14:26:31.765	
6 -	30.716	115.3	1:00.511	104.8	33.516	110.1	2:04.743 (2)	77.69	0.310	14:28:36.508	
7 -	30.948	112.9	1:00.525	105.1	34.061	110.5	2:05.534	77.20	1.101	14:30:42.042	
8 -	31.279	112.0	1:01.463	103.0	33.004	108.4	2:05.746	77.07	1.313	14:32:47.788	
9 -	30.704	116.1	1:00.714	105.3	33.690	109.4	2:05.108 (3)	77.46	0.675	14:34:52.896	
10 -	30.792	114.9	59.953	105.6	33.688	109.2	2:04.433 (1)	77.88		14:36:57.329	

P9		20 M3		Joel MARKLUND			Honda - Marklund Solutions				
IDEAL LAP TIME : 2:04.606		BEST LAP TIME : 2:04.606			DIFFERENCE : 0.000						
LAP	SECTOR 1	SECTOR 2	SECTOR 3	LAP TIME	MPH	DIFF	TIME OF DAY				
1 -	OUTLAP	103.2	1:06.296	90.8	36.373	99.2				14:18:32.874	
2 -	32.791	110.3	1:03.182	95.7	36.045	105.5	2:12.018	73.40	7.412	14:20:44.892	
3 -	31.581	111.1	1:01.463	97.3	34.734	106.3	2:07.778 (3)	75.84	3.172	14:22:52.670	
4 -	31.853	111.2	1:00.609	99.1	IN PIT		2:14.362 P	72.12	9.756	14:25:07.032	
5 -	OUTLAP	109.2	1:01.282	98.1	34.678	103.8	3:57.176	40.86	1:52.570	14:29:04.208	
6 -	31.789	111.6	1:00.780	94.7	35.565	105.3	2:08.134	75.63	3.528	14:31:12.342	
7 -	31.162	107.2	1:00.740	99.1	34.292	106.3	2:06.194 (2)	76.79	1.588	14:33:18.536	
8 -	30.739	111.1	1:00.160	100.6	33.707	108.2	2:04.606 (1)	77.77		14:35:23.142	

Weather / Track : Rain / Wet

Oulton Park International
Circuit Length = 2.6920 miles
Start: 14:15 Flag 14:35 End: 14:37

MCRCB BULLETIN TK040

2015 MCE British Superbike Championship - Round 3

2015 HEL British Motostar Championship

FREE PRACTICE 2 - SECTOR ANALYSIS

SECTOR 1 = FL to I1, SECTOR 2 = I1 to I2, SECTOR 3 = I2 to FL, DIFF = Difference To Personal Best Lap

P10 21 M3 Richard KERR		Honda - Bob Wylie Racing						
IDEAL LAP TIME : 2:03.908		BEST LAP TIME : 2:04.821		DIFFERENCE : 0.913				
LAP	SECTOR 1	SECTOR 2	SECTOR 3	LAP TIME	MPH	DIFF	TIME OF DAY	
1 -	OUTLAP	104.3	1:06.195	94.7	35.612	102.4		
2 -	32.254	106.5	1:01.845	97.6	34.620	103.0	2:08.719 75.29 3.898 14:19:29.713	
3 -	32.308	106.6	1:00.911	98.9	33.880	104.2	2:07.099 76.25 2.278 14:21:36.812	
4 -	31.153	107.3	1:01.412	98.9	36.235	104.2	2:08.800 75.24 3.979 14:23:45.612	
5 -	32.123	108.2	1:01.252	97.9	34.014	104.0	2:07.389 76.07 2.568 14:25:53.001	
6 -	30.721	107.8	1:00.208	98.8	34.173	104.0	2:05.102 (2) 77.46 0.281 14:27:58.103	
7 -	30.948	107.8	1:00.110	97.9	34.067	103.8	2:05.125 (3) 77.45 0.304 14:30:03.228	
8 -	30.900	105.8	59.508	97.6	34.413	103.5	2:04.821 (1) 77.64 14:32:08.049	

P11 86 M3 Charlie NESBITT		Repli-Cast Moto 3 - Repli-Cast UK						
IDEAL LAP TIME : 2:04.073		BEST LAP TIME : 2:04.956		DIFFERENCE : 0.883				
LAP	SECTOR 1	SECTOR 2	SECTOR 3	LAP TIME	MPH	DIFF	TIME OF DAY	
1 -	OUTLAP	101.2	1:06.829	96.2	36.139	102.2		
2 -	31.751	109.1	1:02.309	100.3	34.806	103.7	2:08.866 75.20 3.910 14:24:22.512	
3 -	31.053	108.4	1:01.081	100.9	33.947	105.5	2:06.081 76.86 1.125 14:28:37.459	
4 -	30.719	111.2	1:00.216	101.6	34.053	106.8	2:04.988 (2) 77.53 0.032 14:30:42.447	
5 -	31.156	111.4	1:01.559	99.8	33.383	106.1	2:06.098 76.85 1.142 14:32:48.545	
6 -	30.474	111.8	1:00.946	99.2	33.536	107.2	2:04.956 (1) 77.55 14:34:53.501	
7 -	30.994	110.0	1:01.187	101.0	33.649	107.0	2:05.830 (3) 77.01 0.874 14:36:59.331	

P12 95 M3 Scott DEROUÉ		KTM - Redline KTM						
IDEAL LAP TIME : 2:04.511		BEST LAP TIME : 2:05.001		DIFFERENCE : 0.490				
LAP	SECTOR 1	SECTOR 2	SECTOR 3	LAP TIME	MPH	DIFF	TIME OF DAY	
1 -	OUTLAP	106.1	1:06.082	91.8	36.763	100.1		
2 -	33.232	113.7	1:03.229	96.6	35.589	107.2	2:12.050 73.39 7.049 14:22:15.397	
3 -	31.723	113.9	1:01.028	100.4	34.646	107.3	2:07.397 76.07 2.396 14:24:22.794	
4 -	31.579	115.5	1:01.263	102.2	34.572	107.2	2:07.414 76.06 2.413 14:26:30.208	
5 -	31.074	114.3	1:00.486	101.6	34.037	108.0	2:05.597 77.16 0.596 14:28:35.805	
6 -	31.656	113.5	1:00.168	102.4	34.243	108.0	2:06.067 76.87 1.066 14:30:41.872	
7 -	30.920	115.7	1:00.442	102.9	33.861	108.5	2:05.223 (3) 77.39 0.222 14:32:47.095	
8 -	30.909	116.1	59.990	103.5	34.144	107.5	2:05.043 (2) 77.50 0.042 14:34:52.138	
9 -	31.314	113.7	59.741	101.3	33.946	107.8	2:05.001 (1) 77.52 14:36:57.139	

P13 71 M3 Christoph BEINLICH		Honda - Beinlich Racing Team						
IDEAL LAP TIME : 2:04.821		BEST LAP TIME : 2:05.422		DIFFERENCE : 0.601				
LAP	SECTOR 1	SECTOR 2	SECTOR 3	LAP TIME	MPH	DIFF	TIME OF DAY	
1 -	OUTLAP	106.5	1:07.547	96.0	37.798	103.0		
2 -	33.808	109.2	1:04.289	95.5	35.610	105.0	2:13.707 72.48 8.285 14:19:37.995	
3 -	32.327	109.4	1:02.086	97.5	35.062	105.5	2:09.475 74.85 4.053 14:21:47.470	
4 -	31.943	109.4	1:02.030	97.8	34.927	105.5	2:08.900 75.18 3.478 14:23:56.370	
5 -	31.993	109.4	1:00.692	98.8	34.643	105.3	2:07.328 76.11 1.906 14:26:03.698	
6 -	31.298	111.1	1:00.264	99.4	34.119	106.3	2:05.681 (2) 77.11 0.259 14:28:09.379	
7 -	31.368	110.9	59.876	99.5	35.017	105.3	2:06.261 76.75 0.839 14:30:15.640	
8 -	31.603	110.3	59.626	99.4	34.193	105.8	2:05.422 (1) 77.26 14:32:21.062	
9 -	31.076	111.1	1:00.206	99.5	34.669	106.1	2:05.951 76.94 0.529 14:34:27.013	
10 -	31.207	109.8	1:00.359	97.9	34.285	105.6	2:05.851 (3) 77.00 0.429 14:36:32.864	

P14 64 M3 Asher DURHAM		KTM - Redline KTM / Total Hire & Sales						
IDEAL LAP TIME : 2:04.931		BEST LAP TIME : 2:05.688		DIFFERENCE : 0.757				
LAP	SECTOR 1	SECTOR 2	SECTOR 3	LAP TIME	MPH	DIFF	TIME OF DAY	
1 -	OUTLAP	107.8	1:08.131	95.8	36.763	102.2		
2 -	33.708	109.4	1:04.978	97.9	38.184	93.9	2:16.870 70.80 11.182 14:19:45.807	
3 -	33.668	107.5	1:04.506	95.4	36.622	99.7	2:14.796 71.89 9.108 14:22:00.603	
4 -	33.084	106.3	1:03.255	97.3	35.774	103.4	2:12.113 73.35 6.425 14:24:12.716	
5 -	31.887	109.1	1:03.620	97.6	35.088	103.8	2:10.595 74.20 4.907 14:26:23.311	
6 -	31.483	110.1	1:01.583	99.1	34.594	105.1	2:07.660 75.91 1.972 14:28:30.971	

Weather / Track : Rain / Wet

Oulton Park International
Circuit Length = 2.6920 miles
Start: 14:15 Flag 14:35 End: 14:37

MCRCB BULLETIN TK040

2015 MCE British Superbike Championship - Round 3

2015 HEL British Motostar Championship

FREE PRACTICE 2 - SECTOR ANALYSIS

SECTOR 1 = FL to I1, SECTOR 2 = I1 to I2, SECTOR 3 = I2 to FL, DIFF = Difference To Personal Best Lap

7 -	31.606	110.1	1:02.268	97.3	35.252	102.1	2:09.126	75.05	3.438	14:30:40.097
8 -	31.473	110.3	1:01.092	100.0	34.054	104.8	2:06.619 (3)	76.53	0.931	14:32:46.716
9 -	30.878	111.2	1:00.058	101.2	34.752	105.3	2:05.688 (1)	77.10		14:34:52.404
10 -	31.282	111.2	1:00.647	101.8	33.995	104.8	2:05.924 (2)	76.96	0.236	14:36:58.328

P15 35 M3 Elliot LODGE		Honda - Essential Team Racing / SP125								
IDEAL LAP TIME : 2:05.779		BEST LAP TIME : 2:05.940			DIFFERENCE : 0.161					
LAP	SECTOR 1	SECTOR 2	SECTOR 3	LAP TIME	MPH	DIFF	TIME OF DAY			
1 -	OUTLAP	99.7	1:09.036	93.0	37.762	100.1				14:17:39.208
2 -	35.988	97.5	1:05.733	96.9	36.022	104.2	2:17.743	70.35	11.803	14:19:56.951
3 -	32.731	109.4	1:03.215	98.5	34.828	104.5	2:10.774	74.10	4.834	14:22:07.725
4 -	32.330	108.9	1:02.985	98.9	34.612	105.1	2:09.927	74.59	3.987	14:24:17.652
5 -	31.759	110.9	1:03.816	99.1	34.235	107.3	2:09.810 (3)	74.65	3.870	14:26:27.462
6 -	31.329	110.7	1:00.469	100.1	34.142	107.2	2:05.940 (1)	76.95		14:28:33.402
7 -	31.168	111.1	1:01.146	101.2	34.639	107.8	2:06.953 (2)	76.33	1.013	14:30:40.355
8 -	31.669	111.6	1:09.610	98.1	IN PIT		2:23.562 P	67.50	17.622	14:33:03.917

P16 34 Liam DELVES		Honda - Crucials Sauce / Banks Racing								
IDEAL LAP TIME : 2:05.915		BEST LAP TIME : 2:06.068			DIFFERENCE : 0.153					
LAP	SECTOR 1	SECTOR 2	SECTOR 3	LAP TIME	MPH	DIFF	TIME OF DAY			
1 -	OUTLAP	96.9	1:10.486	93.9	37.995	100.4				14:17:41.264
2 -	33.886	100.9	1:04.358	94.1	36.704	100.7	2:14.948	71.81	8.880	14:19:56.212
3 -	32.953	102.6	1:02.467	94.7	35.371	100.9	2:10.791	74.09	4.723	14:22:07.003
4 -	32.606	103.8	1:02.162	95.1	34.972	101.3	2:09.740	74.69	3.672	14:24:16.743
5 -	32.095	105.1	1:01.830	95.0	35.146	101.8	2:09.071	75.08	3.003	14:26:25.814
6 -	31.648	105.3	1:00.586	96.5	34.873	102.2	2:07.107	76.24	1.039	14:28:32.921
7 -	31.252	106.0	1:00.880	97.5	34.893	102.9	2:07.025	76.29	0.957	14:30:39.946
8 -	31.405	107.7	1:00.422	95.8	34.241	101.8	2:06.068 (1)	76.87		14:32:46.014
9 -	31.559	106.0	1:00.837	97.6	34.313	104.0	2:06.709 (3)	76.48	0.641	14:34:52.723
10 -	31.503	109.2	1:00.746	97.5	34.274	103.8	2:06.523 (2)	76.59	0.455	14:36:59.246

P17 74 M3 Joseph THOMPSON		Repli-Cast Moto 3 - Repli-Cast UK								
IDEAL LAP TIME : 2:06.199		BEST LAP TIME : 2:06.199			DIFFERENCE : 0.000					
LAP	SECTOR 1	SECTOR 2	SECTOR 3	LAP TIME	MPH	DIFF	TIME OF DAY			
1 -	OUTLAP	102.2	1:08.545	90.9	37.010	103.4				14:17:27.529
2 -	32.185	108.4	1:04.065	99.7	34.815	105.6	2:11.065	73.94	4.866	14:19:38.594
3 -	32.244	109.4	1:02.623	100.6	34.805	105.3	2:09.672	74.73	3.473	14:21:48.266
4 -	31.835	109.8	1:02.953	97.9	34.885	105.3	2:09.673	74.73	3.474	14:23:57.939
5 -	31.329	108.9	1:01.501	100.9	34.473	105.5	2:07.303 (3)	76.12	1.104	14:26:05.242
6 -	30.931	110.5	1:01.113	100.9	34.155	106.5	2:06.199 (1)	76.79		14:28:11.441
7 -	30.989	110.0	1:01.344	101.0	34.198	107.0	2:06.531 (2)	76.59	0.332	14:30:17.972
8 -	32.965	93.0	1:05.114	66.2	37.758	105.6	2:15.837	71.34	9.638	14:32:33.809
9 -	30.945	110.5	1:03.861	96.8	34.386	105.8	2:09.192	75.01	2.993	14:34:43.001
10 -	31.247	109.2	1:01.495	100.3	34.699	105.1	2:07.441	76.04	1.242	14:36:50.442

P18 72 Cameron HORSMAN		Honda - FAB-Racing								
IDEAL LAP TIME : 2:06.103		BEST LAP TIME : 2:07.135			DIFFERENCE : 1.032					
LAP	SECTOR 1	SECTOR 2	SECTOR 3	LAP TIME	MPH	DIFF	TIME OF DAY			
1 -	OUTLAP	96.6	1:08.145	99.2	37.082	106.1				14:17:47.629
2 -	32.911	110.3	1:04.479	101.9	35.921	107.5	2:13.311	72.69	6.176	14:20:00.940
3 -	32.183	108.2	1:03.074	102.7	36.139	108.7	2:11.396	73.75	4.261	14:22:12.336
4 -	31.657	111.8	1:02.728	102.4	35.045	109.2	2:09.430 (3)	74.87	2.295	14:24:21.766
5 -	31.196	111.6	1:02.893	102.2	34.917	109.1	2:09.006 (2)	75.12	1.871	14:26:30.772
6 -	30.922	112.5	1:00.298	102.4	35.915	109.1	2:07.135 (1)	76.22		14:28:37.907
7 -	31.274	112.0	1:01.962	98.6	IN PIT		2:15.737 P	71.39	8.602	14:30:53.644
8 -	OUTLAP	101.2	1:04.577	101.9	34.883	108.5	4:09.696	38.81	2:02.561	14:35:03.340

Weather / Track : Rain / Wet

Oulton Park International
 Circuit Length = 2.6920 miles
 Start: 14:15 Flag 14:35 End: 14:37

MCRCB BULLETIN TK040

2015 MCE British Superbike Championship - Round 3

2015 HEL British Motostar Championship

FREE PRACTICE 2 - SECTOR ANALYSIS

SECTOR 1 = FL to I1, SECTOR 2 = I1 to I2, SECTOR 3 = I2 to FL, DIFF = Difference To Personal Best Lap

P19 70		Ryan LONGSHAW					Honda - RCD Motorsport			
IDEAL LAP TIME : 2:06.983		BEST LAP TIME : 2:07.418					DIFFERENCE : 0.435			
LAP	SECTOR 1	SECTOR 2		SECTOR 3		LAP TIME	MPH	DIFF	TIME OF DAY	
1 -	OUTLAP	100.1	1:09.550	95.0	39.095	98.2			14:17:45.981	
2 -	35.340	101.8	1:06.961	81.1	39.030	102.1	2:21.331	68.57	13.913	14:20:07.312
3 -	33.955	101.2	1:02.213	96.1	35.307	102.4	2:11.475	73.71	4.057	14:22:18.787
4 -	32.343	105.3	1:05.026	96.9	36.138	101.0	2:13.507	72.59	6.089	14:24:32.294
5 -	32.982	105.8	1:03.737	97.2	35.187	101.8	2:11.906	73.47	4.488	14:26:44.200
6 -	31.859	105.6	1:01.877	97.2	34.917	101.9	2:08.653 (3)	75.32	1.235	14:28:52.853
7 -	31.662	105.1	1:00.712	97.5	35.044	102.6	2:07.418 (1)	76.05		14:31:00.271
8 -	31.584	104.0	1:01.974	96.6	34.687	102.2	2:08.245 (2)	75.56	0.827	14:33:08.516
9 -	31.596	106.1	1:02.878	94.6	34.688	103.2	2:09.162	75.03	1.744	14:35:17.678

P20 62 M3		Vasco VAN DER VALK					Honda - Team ILR / Vasco62.nl			
IDEAL LAP TIME : 2:06.901		BEST LAP TIME : 2:07.460					DIFFERENCE : 0.559			
LAP	SECTOR 1	SECTOR 2		SECTOR 3		LAP TIME	MPH	DIFF	TIME OF DAY	
1 -	OUTLAP	97.9	1:13.203	91.6	39.119	96.9				14:17:57.392
2 -	35.438	104.0	1:08.534	92.3	IN PIT		2:31.346 P	64.03	23.886	14:20:28.738
3 -	OUTLAP	102.9	1:05.943	93.5	36.282	101.2	3:30.545	46.02	1:23.085	14:23:59.283
4 -	33.052	105.5	1:04.887	95.5	36.618	100.7	2:14.557	72.02	7.097	14:26:13.840
5 -	33.187	105.8	1:03.804	93.8	35.867	101.9	2:12.858	72.94	5.398	14:28:26.698
6 -	32.247	106.5	1:02.271	97.9	35.309	102.7	2:09.827	74.64	2.367	14:30:36.525
7 -	31.842	106.0	1:01.428	96.8	34.723	102.9	2:07.993 (3)	75.71	0.533	14:32:44.518
8 -	31.584	106.0	1:01.057	96.9	34.819	101.8	2:07.460 (1)	76.03		14:34:51.978
9 -	32.085	106.5	1:01.176	98.6	34.260	106.8	2:07.521 (2)	75.99	0.061	14:36:59.499

P21 98 M3		Tomas DE VRIES					Honda - DAT Racing			
IDEAL LAP TIME : 2:06.872		BEST LAP TIME : 2:07.620					DIFFERENCE : 0.748			
LAP	SECTOR 1	SECTOR 2		SECTOR 3		LAP TIME	MPH	DIFF	TIME OF DAY	
1 -	OUTLAP	96.1	1:10.809	89.1	IN PIT					14:17:53.493
2 -	OUTLAP	100.6	1:06.587	91.6	37.392	98.2	3:26.738	46.87	1:19.118	14:21:20.231
3 -	34.420	101.8	1:04.472	92.6	36.091	100.3	2:14.983	71.79	7.363	14:23:35.214
4 -	33.278	102.6	1:04.098	92.5	36.197	99.5	2:13.573	72.55	5.953	14:25:48.787
5 -	32.055	103.4	1:02.703	93.5	35.271	102.2	2:10.029 (3)	74.53	2.409	14:27:58.816
6 -	31.848	104.8	1:01.501	94.3	34.271	101.6	2:07.620 (1)	75.93		14:30:06.436
7 -	31.687	104.5	1:01.846	94.6	34.207	102.9	2:07.740 (2)	75.86	0.120	14:32:14.176

P22 3		Mark CLAYTON					Honda - SP125 / Refined Recruitment			
IDEAL LAP TIME : 2:08.378		BEST LAP TIME : 2:08.378					DIFFERENCE : 0.000			
LAP	SECTOR 1	SECTOR 2		SECTOR 3		LAP TIME	MPH	DIFF	TIME OF DAY	
1 -	OUTLAP	100.3	1:15.369	92.6	40.006	101.9				14:17:54.049
2 -	36.797	105.5	1:07.762	95.1	37.763	102.7	2:22.322	68.09	13.944	14:20:16.371
3 -	34.642	106.3	1:06.452	95.5	37.115	103.7	2:18.209	70.12	9.831	14:22:34.580
4 -	33.531	106.6	1:05.208	97.3	35.618	104.5	2:14.357	72.13	5.979	14:24:48.937
5 -	32.918	106.8	1:05.811	96.5	35.295	103.0	2:14.024	72.31	5.646	14:27:02.961
6 -	32.153	107.2	1:03.006	95.7	34.817	103.4	2:09.976 (3)	74.56	1.598	14:29:12.937
7 -	31.915	106.6	1:01.821	97.8	34.642	103.5	2:08.378 (1)	75.49		14:31:21.315
8 -	37.032	50.7	1:08.412	95.7	35.252	103.0	2:20.696	68.88	12.318	14:33:42.011
9 -	32.043	106.6	1:02.556	97.1	34.921	103.2	2:09.520 (2)	74.82	1.142	14:35:51.531

P23 87		Jamie EDWARDS					Nykos - Kinpac Racing			
IDEAL LAP TIME : 2:07.733		BEST LAP TIME : 2:08.966					DIFFERENCE : 1.233			
LAP	SECTOR 1	SECTOR 2		SECTOR 3		LAP TIME	MPH	DIFF	TIME OF DAY	
1 -	OUTLAP	96.0	1:07.248	94.5	IN PIT					14:18:20.929
2 -	OUTLAP	103.8	1:05.490	97.3	35.930	104.6	3:12.753	50.27	1:03.787	14:21:33.682
3 -	31.930	106.6	1:02.818	97.1	36.665	104.0	2:11.413	73.74	2.447	14:23:45.095
4 -	32.323	107.0	1:02.636	95.5	35.355	105.0	2:10.314	74.36	1.348	14:25:55.409
5 -	32.319	107.2	1:02.161	96.0	35.923	99.7	2:10.403	74.31	1.437	14:28:05.812
6 -	31.664	107.7	1:02.559	84.2	35.464	104.6	2:09.687 (3)	74.72	0.721	14:30:15.499

Weather / Track : Rain / Wet

Oulton Park International
 Circuit Length = 2.6920 miles
 Start: 14:15 Flag 14:35 End: 14:37

MCRCB BULLETIN TK040

2015 MCE British Superbike Championship - Round 3

2015 HEL British Motostar Championship

FREE PRACTICE 2 - SECTOR ANALYSIS

SECTOR 1 = FL to I1, SECTOR 2 = I1 to I2, SECTOR 3 = I2 to FL, DIFF = Difference To Personal Best Lap

7 -	32.700	107.2	1:01.310	97.3	34.956	105.1	2:08.966 (1)	75.14		14:32:24.465
8 -	31.651	107.0	1:02.348	95.1	35.443	104.0	2:09.442 (2)	74.86	0.476	14:34:33.907

P24	42 M3	Brian SLOOTEN				Honda - Bakker Frames Holland					
IDEAL LAP TIME : 2:08.870		BEST LAP TIME : 2:09.247				DIFFERENCE : 0.377					

LAP	SECTOR 1	SECTOR 2	SECTOR 3	LAP TIME	MPH	DIFF	TIME OF DAY
1 -	OUTLAP	104.0	1:09.027	94.1	36.453	102.7	14:18:36.143
2 -	33.732	108.4	1:03.623	95.8	36.517	104.6	2:13.872 72.39 4.625 14:20:50.015
3 -	32.329	109.4	1:02.953	93.7	35.886	104.6	2:11.168 (3) 73.88 1.921 14:23:01.183
4 -	32.578	108.7	1:01.934	99.7	35.322	105.3	2:09.834 (2) 74.64 0.587 14:25:11.017
5 -	31.764	109.1	1:02.046	99.5	35.437	105.6	2:09.247 (1) 74.98 14:27:20.264

P25	25 M3	Mike BROUWERS				Honda - Joma / Brouwersracingteam					
IDEAL LAP TIME : 2:09.033		BEST LAP TIME : 2:09.523				DIFFERENCE : 0.490					

LAP	SECTOR 1	SECTOR 2	SECTOR 3	LAP TIME	MPH	DIFF	TIME OF DAY
1 -	OUTLAP	101.5	1:10.087	95.1	36.672	101.8	14:18:21.129
2 -	33.553	105.3	1:06.445	87.6	IN PIT		2:24.435 P 67.09 14.912 14:20:45.564
3 -	OUTLAP	104.5	1:05.871	95.0	35.217	101.8	3:23.547 47.61 1:14.024 14:24:09.111
4 -	32.696	106.1	1:02.954	96.5	34.642	103.2	2:10.292 (3) 74.38 0.769 14:26:19.403
5 -	32.412	106.8	1:03.269	96.6	34.563	103.4	2:10.244 (2) 74.40 0.721 14:28:29.647
6 -	32.418	106.3	1:02.470	96.1	34.635	102.9	2:09.523 (1) 74.82 14:30:39.170
7 -	32.118	106.5	1:04.218	82.1	IN PIT		2:21.965 P 68.26 12.442 14:33:01.135
8 -	OUTLAP	105.0	1:02.647	95.8	34.445	103.0	3:00.571 53.67 51.048 14:36:01.706

P26	44 M3	Edmund BEST				Honda - SymCirrus Motorsport					
IDEAL LAP TIME : 2:09.047		BEST LAP TIME : 2:09.692				DIFFERENCE : 0.645					

LAP	SECTOR 1	SECTOR 2	SECTOR 3	LAP TIME	MPH	DIFF	TIME OF DAY
1 -	OUTLAP	91.5	1:13.241	85.8	IN PIT		P 14:18:02.253
2 -	OUTLAP	99.1	1:08.498	88.5	37.703	100.3	3:25.437 47.17 1:15.745 14:21:27.690
3 -	34.772	93.9	1:05.837	92.8	36.486	99.2	2:17.095 70.69 7.403 14:23:44.785
4 -	32.815	105.3	1:03.928	93.7	35.487	103.4	2:12.230 (3) 73.29 2.538 14:25:57.015
5 -	32.177	106.1	1:02.839	93.4	35.478	101.6	2:10.494 (2) 74.26 0.802 14:28:07.509
6 -	31.959	105.6	1:01.938	93.3	35.795	102.2	2:09.692 (1) 74.72 14:30:17.201
7 -	32.402	106.3	1:01.678	93.7	IN PIT		2:14.550 P 72.02 4.858 14:32:31.751
8 -	OUTLAP	102.4	1:03.726	94.5	35.410	102.7	2:42.422 59.66 32.730 14:35:14.173

P27	7	Jamie ASHBY				Honda - SP125 / JPA Racing					
IDEAL LAP TIME : 2:09.991		BEST LAP TIME : 2:10.086				DIFFERENCE : 0.095					

LAP	SECTOR 1	SECTOR 2	SECTOR 3	LAP TIME	MPH	DIFF	TIME OF DAY
1 -	OUTLAP	96.2	1:08.405	94.9	37.297	99.5	14:17:48.223
2 -	34.461	103.0	1:05.481	92.5	36.464	101.3	2:16.406 71.04 6.320 14:20:04.629
3 -	37.469	102.4	1:03.963	94.2	36.325	100.7	2:17.757 70.35 7.671 14:22:22.386
4 -	33.865	102.7	1:03.286	93.7	35.588	101.2	2:12.739 73.01 2.653 14:24:35.125
5 -	33.423	103.4	1:02.651	94.1	35.795	100.9	2:11.869 73.49 1.783 14:26:46.994
6 -	33.618	103.7	1:02.958	91.9	35.867	101.0	2:12.443 73.17 2.357 14:28:59.437
7 -	32.926	103.0	1:02.528	95.4	35.467	100.9	2:10.921 (3) 74.02 0.835 14:31:10.358
8 -	32.797	103.0	1:02.252	94.2	35.037	101.8	2:10.086 (1) 74.49 14:33:20.444
9 -	33.031	102.1	1:02.157	92.6	35.492	100.7	2:10.680 (2) 74.16 0.594 14:35:31.124

P28	27 M3	Georgina POLDEN				KTM - RS Racing					
IDEAL LAP TIME : 2:10.777		BEST LAP TIME : 2:12.559				DIFFERENCE : 1.782					

LAP	SECTOR 1	SECTOR 2	SECTOR 3	LAP TIME	MPH	DIFF	TIME OF DAY
1 -	OUTLAP	108.2	1:05.559	92.8	38.492	101.6	14:18:03.888
2 -	35.112	106.1	1:03.565	100.3	36.833	108.2	2:15.510 (3) 71.51 2.951 14:20:19.398
3 -	33.130	111.4	1:05.180	92.4	37.065	106.5	2:15.375 (2) 71.58 2.816 14:22:34.773
4 -	33.362	109.4	1:03.179	100.4	36.018	106.8	2:12.559 (1) 73.10 14:24:47.332
5 -	33.118	110.9	1:03.631	90.3	IN PIT		2:20.676 P 68.89 8.117 14:27:08.008
6 -	OUTLAP	111.6	1:02.182	98.8	35.477	106.8	5:44.907 28.09 3:32.348 14:32:52.915

Weather / Track : Rain / Wet

Oulton Park International
Circuit Length = 2.6920 miles
Start: 14:15 Flag 14:35 End: 14:37

MCRCB BULLETIN TK040

2015 MCE British Superbike Championship - Round 3

2015 HEL British Motostar Championship

FREE PRACTICE 2 - SECTOR ANALYSIS

SECTOR 1 = FL to I1, SECTOR 2 = I1 to I2, SECTOR 3 = I2 to FL, DIFF = Difference To Personal Best Lap

P29		13 M3		Sam BURMAN			Honda - WNT / Burman Racing			
IDEAL LAP TIME : 2:12.432		BEST LAP TIME : 2:12.635			DIFFERENCE : 0.203					
LAP	SECTOR 1	SECTOR 2		SECTOR 3		LAP TIME	MPH	DIFF	TIME OF DAY	
1 -	OUTLAP	102.7	1:09.536	94.3	38.002	104.3			14:17:40.676	
2 -	35.400	106.3	1:06.715	97.3	36.803	104.2	2:18.918	69.76	6.283	14:19:59.594
3 -	34.522	106.6	1:04.505	96.9	37.397	104.3	2:16.424	71.03	3.789	14:22:16.018
4 -	34.688	107.3	1:05.046	98.2	35.881	104.8	2:15.615	71.46	2.980	14:24:31.633
5 -	33.263	107.5	1:03.831	96.8	36.205	104.8	2:13.299 (2)	72.70	0.664	14:26:44.932
6 -	33.424	108.4	1:05.304	81.6	IN PIT		2:22.501 P	68.00	9.866	14:29:07.433
7 -	OUTLAP	106.3	1:04.174	97.5	36.026	102.7	3:02.058	53.23	49.423	14:32:09.491
8 -	33.466	107.3	1:03.446	97.9	35.723	104.3	2:12.635 (1)	73.06		14:34:22.126
9 -	34.093	106.6	1:03.965	98.2	36.198	103.4	2:14.256 (3)	72.18	1.621	14:36:36.382

P30		11		Stephen CAMPBELL			Honda - Campbell Racing			
IDEAL LAP TIME : 2:13.077		BEST LAP TIME : 2:13.692			DIFFERENCE : 0.615					
LAP	SECTOR 1	SECTOR 2		SECTOR 3		LAP TIME	MPH	DIFF	TIME OF DAY	
1 -	OUTLAP	94.2	1:12.414	76.1	40.754	95.4			14:18:23.435	
2 -	35.992	101.0	1:08.892	85.5	39.049	97.8	2:23.933 (3)	67.33	10.241	14:20:47.368
3 -	33.968	102.4	1:03.819	93.5	35.905	98.2	2:13.692 (1)	72.48		14:23:01.060
4 -	33.353	104.0	1:05.448	93.3	IN PIT		2:26.127 P	66.32	12.435	14:25:27.187
5 -	OUTLAP	102.2	1:06.267	92.6	36.227	98.1	4:47.308	33.73	2:33.616	14:30:14.495
6 -	34.150	104.2	1:03.876	87.0	36.100	98.5	2:14.126 (2)	72.25	0.434	14:32:28.621
7 -	34.104	102.1	1:06.433	86.0	IN PIT		2:26.444 P	66.17	12.752	14:34:55.065

P31		24		Tasia RODINK			Honda - Promemo Racing			
IDEAL LAP TIME : 2:14.960		BEST LAP TIME : 2:14.960			DIFFERENCE : 0.000					
LAP	SECTOR 1	SECTOR 2		SECTOR 3		LAP TIME	MPH	DIFF	TIME OF DAY	
1 -	OUTLAP	85.1	1:16.649	85.8	41.024	96.5			14:18:01.198	
2 -	37.806	98.5	1:11.384	88.4	40.872	96.8	2:30.062	64.58	15.102	14:20:31.260
3 -	36.047	101.6	1:09.854	89.1	38.603	99.4	2:24.504	67.06	9.544	14:22:55.764
4 -	35.183	102.7	1:08.377	89.5	38.330	98.8	2:21.890	68.30	6.930	14:25:17.654
5 -	34.419	102.7	1:07.582	90.5	38.581	100.1	2:20.582	68.93	5.622	14:27:38.236
6 -	34.959	103.4	1:07.640	92.8	37.726	98.3	2:20.325	69.06	5.365	14:29:58.561
7 -	34.367	103.2	1:07.373	90.9	37.356	100.3	2:19.096 (3)	69.67	4.136	14:32:17.657
8 -	33.715	103.8	1:06.512	91.5	37.455	100.7	2:17.682 (2)	70.38	2.722	14:34:35.339
9 -	33.451	103.5	1:04.832	93.7	36.677	100.3	2:14.960 (1)	71.80		14:36:50.299

P32		17		Wesley JONKER			Luyten Honda - Racing Family			
IDEAL LAP TIME : 2:18.449		BEST LAP TIME : 2:18.449			DIFFERENCE : 0.000					
LAP	SECTOR 1	SECTOR 2		SECTOR 3		LAP TIME	MPH	DIFF	TIME OF DAY	
1 -	OUTLAP	89.3	1:19.729	75.7	IN PIT		P		14:18:15.262	
2 -	OUTLAP	89.7	1:15.707	88.0	41.236	91.0	3:25.275	47.21	1:06.826	14:21:40.537
3 -	36.843	101.3	1:10.933	89.3	39.630	95.4	2:27.406	65.74	8.957	14:24:07.943
4 -	36.349	98.2	1:09.236	90.8	37.996	96.4	2:23.581	67.49	5.132	14:26:31.524
5 -	34.861	103.5	1:08.177	91.5	38.748	94.7	2:21.786	68.35	3.337	14:28:53.310
6 -	35.016	101.6	1:08.224	94.2	37.523	98.9	2:20.763 (2)	68.84	2.314	14:31:14.073
7 -	35.372	102.1	1:07.654	92.8	37.918	94.1	2:20.944 (3)	68.75	2.495	14:33:35.017
8 -	34.188	102.9	1:07.152	93.0	37.109	98.5	2:18.449 (1)	69.99		14:35:53.466

Weather / Track : Rain / Wet

MCRCB BULLETIN TK041**2015 MCE British Superbike Championship - Round 3****2015 HEL British Motostar Championship****FREE PRACTICE 2 - BEST SPEEDS**

POS	INTERMEDIATE 1			INTERMEDIATE 2			FINISH LINE		
	NO	NAME	MPH	NO	NAME	MPH	NO	NAME	MPH
1	6	TAYLOR	116.1	6	TAYLOR	105.6	77	PERSSON	111.1
2	95	DEROUE	116.1	95	DEROUE	103.5	6	TAYLOR	110.5
3	47	ARCHER	114.7	77	PERSSON	102.9	26	SAEZ	109.2
4	52	BOERBOOM	114.5	47	ARCHER	102.7	52	BOERBOOM	109.2
5	77	PERSSON	113.7	72	HORSMAN	102.7	72	HORSMAN	109.2
6	26	SAEZ	113.3	26	SAEZ	102.4	47	ARCHER	108.9
7	72	HORSMAN	112.5	64	DURHAM	101.8	95	DEROUE	108.5
8	86	NESBITT	111.8	86	NESBITT	101.6	20	MARKLUND	108.2
9	20	MARKLUND	111.6	35	LODGE	101.2	27	POLDEN	108.2
10	27	POLDEN	111.6	74	THOMPSON	101.0	35	LODGE	107.8
11	35	LODGE	111.6	52	BOERBOOM	100.9	86	NESBITT	107.2
12	64	DURHAM	111.2	20	MARKLUND	100.6	74	THOMPSON	107.0
13	71	BEINLICH	111.1	27	POLDEN	100.4	62	VAN DER VALK	106.8
14	74	THOMPSON	110.5	42	SLOOTEN	99.7	71	BEINLICH	106.3
15	2	THOMAS	109.6	71	BEINLICH	99.5	2	THOMAS	105.6
16	42	SLOOTEN	109.4	1	RENDELL	99.2	42	SLOOTEN	105.6
17	34	DELVES	109.2	65	OWENS	99.2	1	RENDELL	105.3
18	1	RENDELL	109.1	2	THOMAS	98.9	64	DURHAM	105.3
19	13	BURMAN	108.4	21	KERR	98.9	87	EDWARDS	105.1
20	21	KERR	108.2	62	VAN DER VALK	98.6	13	BURMAN	104.8
21	87	EDWARDS	107.7	13	BURMAN	98.2	3	CLAYTON	104.5
22	3	CLAYTON	107.2	3	CLAYTON	97.8	21	KERR	104.2
23	25	BROUWERS	106.8	87	EDWARDS	97.8	34	DELVES	104.0
24	62	VAN DER VALK	106.5	34	DELVES	97.6	65	OWENS	103.8
25	44	BEST	106.3	70	LONGSHAW	97.5	25	BROUWERS	103.4
26	70	LONGSHAW	106.1	25	BROUWERS	96.6	44	BEST	103.4
27	65	OWENS	105.6	7	ASHBY	95.4	70	LONGSHAW	103.2
28	98	DE VRIES	104.8	98	DE VRIES	94.6	98	DE VRIES	102.9
29	11	CAMPBELL	104.2	44	BEST	94.5	7	ASHBY	101.8
30	24	RODINK	103.8	17	JONKER	94.2	24	RODINK	100.7
31	7	ASHBY	103.7	24	RODINK	93.7	17	JONKER	98.9
32	17	JONKER	103.5	11	CAMPBELL	93.5	11	CAMPBELL	98.5

Weather / Track : Rain / Wet

Results can be found at www.tsl-timing.comOulton Park International
Circuit Length = 2.6920 miles
Start: 14:15 Flag 14:35 End: 14:37

Printed - 14:38 Saturday, 02 May 2015

MCRCB BULLETIN TK042

2015 MCE British Superbike Championship - Round 3

2015 HEL British Motostar Championship

FREE PRACTICE 2 - BEST SECTORS

SECTOR 1			SECTOR 2			SECTOR 3			IDEAL / BEST COMPARISON						
POS	NO	NAME	TIME	NO	NAME	TIME	NO	NAME	TIME	POS	NO	NAME	IDEAL	BEST	DIFF
													PERFECT LAP	2:00.364	
1	26	SAEZ	30.213	1	RENDELL	58.045	77	PERSSON	32.106	1	77	PERSSON	2:00.635	2:00.710	0.075
2	77	PERSSON	30.238	77	PERSSON	58.291	1	RENDELL	32.800	2	1	RENDELL	2:01.454	2:01.454	0.000
3	52	BOERBOOM	30.285	65	OWENS	58.738	6	TAYLOR	33.004	3	26	SAEZ	2:02.439	2:02.583	0.144
4	47	ARCHER	30.384	26	SAEZ	58.918	52	BOERBOOM	33.271	4	47	ARCHER	2:02.647	2:03.172	0.525
5	86	NESBITT	30.474	47	ARCHER	58.936	26	SAEZ	33.308	5	52	BOERBOOM	2:02.781	2:03.201	0.420
6	21	KERR	30.520	52	BOERBOOM	59.225	47	ARCHER	33.327	6	65	OWENS	2:03.608	2:04.166	0.558
7	1	RENDELL	30.609	21	KERR	59.508	86	NESBITT	33.383	7	6	TAYLOR	2:03.661	2:04.433	0.772
8	65	OWENS	30.654	71	BEINLICH	59.626	2	THOMAS	33.682	8	21	KERR	2:03.908	2:04.821	0.913
9	2	THOMAS	30.699	95	DEROUE	59.741	20	MARKLUND	33.707	9	86	NESBITT	2:04.073	2:04.956	0.883
10	6	TAYLOR	30.704	6	TAYLOR	59.953	95	DEROUE	33.861	10	2	THOMAS	2:04.351	2:04.351	0.000
11	20	MARKLUND	30.739	2	THOMAS	59.970	21	KERR	33.880	11	95	DEROUE	2:04.511	2:05.001	0.490
12	64	DURHAM	30.878	64	DURHAM	1:00.058	64	DURHAM	33.995	12	20	MARKLUND	2:04.606	2:04.606	0.000
13	95	DEROUE	30.909	20	MARKLUND	1:00.160	71	BEINLICH	34.119	13	71	BEINLICH	2:04.821	2:05.422	0.601
14	72	HORSMAN	30.922	86	NESBITT	1:00.216	35	LODGE	34.142	14	64	DURHAM	2:04.931	2:05.688	0.757
15	74	THOMPSON	30.931	72	HORSMAN	1:00.298	74	THOMPSON	34.155	15	35	LODGE	2:05.779	2:05.940	0.161
16	71	BEINLICH	31.076	34	DELVES	1:00.422	98	DE VRIES	34.207	16	34	DELVES	2:05.915	2:06.068	0.153
17	98	DE VRIES	31.164	35	LODGE	1:00.469	65	OWENS	34.216	17	72	HORSMAN	2:06.103	2:07.135	1.032
18	35	LODGE	31.168	70	LONGSHAW	1:00.712	34	DELVES	34.241	18	74	THOMPSON	2:06.199	2:06.199	0.000
19	34	DELVES	31.252	62	VAN DER VALK	1:01.057	62	VAN DER VALK	34.260	19	98	DE VRIES	2:06.872	2:07.620	0.748
20	62	VAN DER VALK	31.584	74	THOMPSON	1:01.113	25	BROUWERS	34.445	20	62	VAN DER VALK	2:06.901	2:07.460	0.559
21	70	LONGSHAW	31.584	87	EDWARDS	1:01.126	3	CLAYTON	34.642	21	70	LONGSHAW	2:06.983	2:07.418	0.435
22	42	SLOOTEN	31.614	98	DE VRIES	1:01.501	70	LONGSHAW	34.687	22	87	EDWARDS	2:07.733	2:08.966	1.233
23	87	EDWARDS	31.651	44	BEST	1:01.678	72	HORSMAN	34.883	23	3	CLAYTON	2:08.378	2:08.378	0.000
24	3	CLAYTON	31.915	3	CLAYTON	1:01.821	87	EDWARDS	34.956	24	42	SLOOTEN	2:08.870	2:09.247	0.377
25	44	BEST	31.959	42	SLOOTEN	1:01.934	7	ASHBY	35.037	25	25	BROUWERS	2:09.033	2:09.523	0.490
26	25	BROUWERS	32.118	7	ASHBY	1:02.157	42	SLOOTEN	35.322	26	44	BEST	2:09.047	2:09.692	0.645
27	7	ASHBY	32.797	27	POLDEN	1:02.182	44	BEST	35.410	27	7	ASHBY	2:09.991	2:10.086	0.095
28	27	POLDEN	33.118	25	BROUWERS	1:02.470	27	POLDEN	35.477	28	27	POLDEN	2:10.777	2:12.559	1.782
29	13	BURMAN	33.263	13	BURMAN	1:03.446	13	BURMAN	35.723	29	13	BURMAN	2:12.432	2:12.635	0.203
30	11	CAMPBELL	33.353	11	CAMPBELL	1:03.819	11	CAMPBELL	35.905	30	11	CAMPBELL	2:13.077	2:13.692	0.615
31	24	RODINK	33.451	24	RODINK	1:04.832	24	RODINK	36.677	31	24	RODINK	2:14.960	2:14.960	0.000
32	17	JONKER	34.188	17	JONKER	1:07.152	17	JONKER	37.109	32	17	JONKER	2:18.449	2:18.449	0.000

Weather / Track : Rain / Wet

Results can be found at www.tsl-timing.com

Oulton Park International
Circuit Length = 2.6920 miles
Start: 14:15 Flag 14:35 End: 14:37

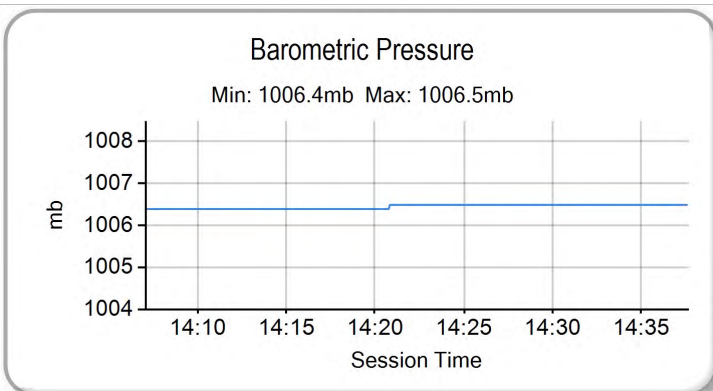
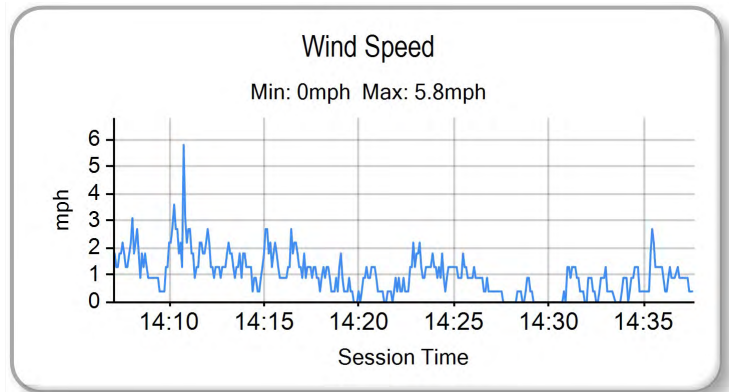
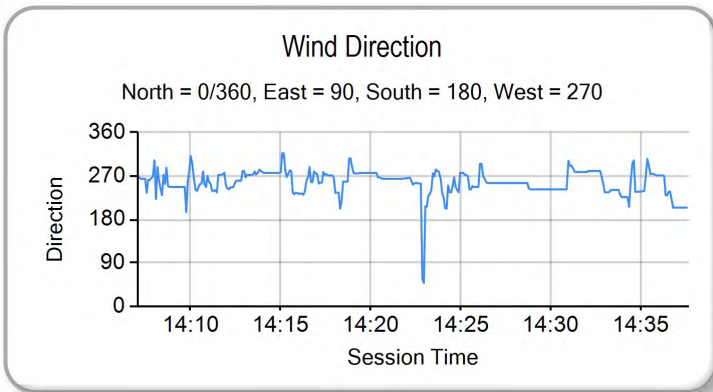
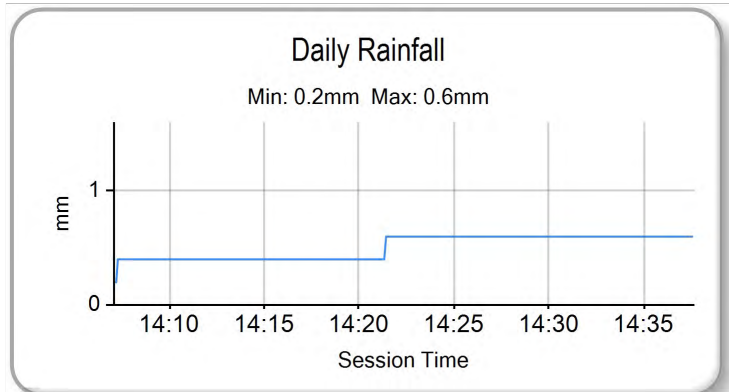
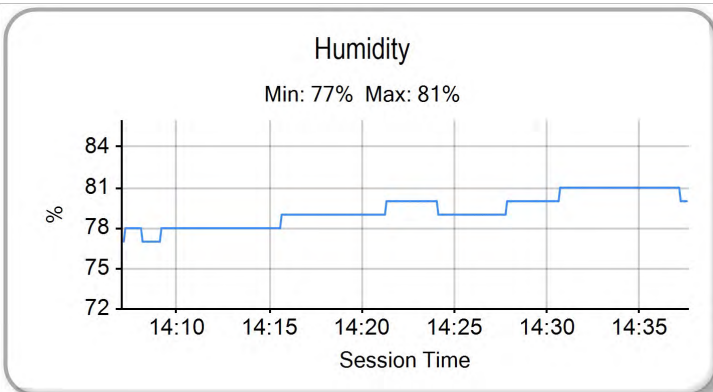
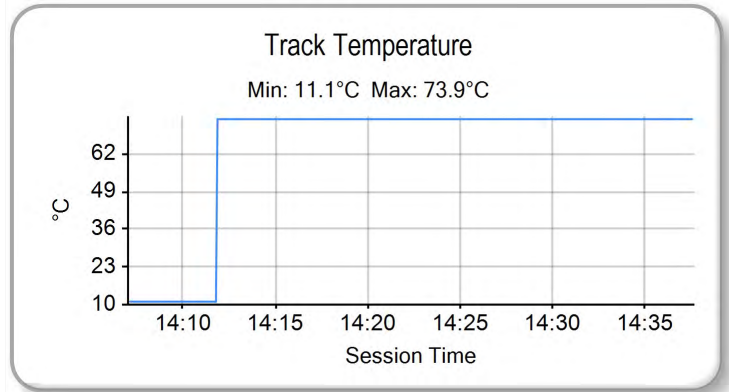
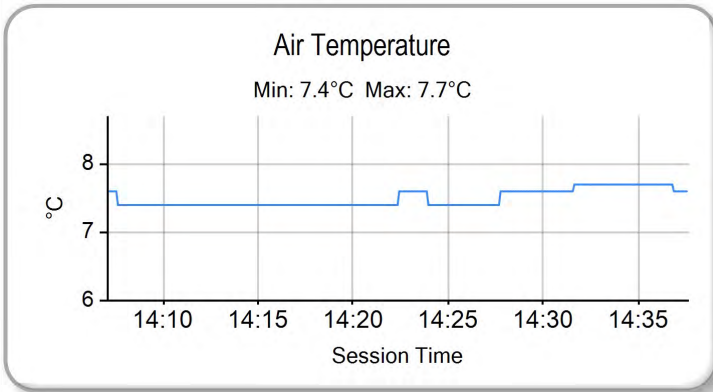
Printed - 14:39 Saturday, 02 May 2015

MCRCB BULLETIN TK043

2015 MCE British Superbike Championship - Round 3

2015 HEL British Motostar Championship

FREE PRACTICE 2 - WEATHER CONDITIONS



Weather / Track : Rain / Wet

Results can be found at www.tsl-timing.com

Oulton Park International
Circuit Length = 2.6920 miles
Start: 14:15 Flag 14:35 End: 14:37

Printed - 14:39 Saturday, 02 May 2015



POS	NO	CL	PIC NAME	ENTRY	TIME	ON	LAPS	GAP	DIFF	MPH
1	6	M3	1 Taz TAYLOR	KTM - RS Racing	1:46.361	10	12			91.11
2	1	M3	2 Edward RENDELL	Honda - Banks Racing	1:47.734	11	12	1.373	1.373	89.95
3	95	M3	3 Scott DEROUE	KTM - Redline KTM	1:48.485	12	14	2.124	0.751	89.33
4	77	M3	4 Alex PERSSON	Kalex KTM - PWR / FPW Racing	1:48.519	13	13	2.158	0.034	89.30
5	26	M3	5 Dani SAEZ	Repli-Cast Moto 3 - Repli-Cast - Armstrong	1:48.811	13	13	2.450	0.292	89.06
6	47	M3	6 Jake ARCHER	Honda - RS Racing	1:48.944	14	14	2.583	0.133	88.95
7	52	M3	7 Jorel BOERBOOM	Kalex KTM - FPW Racing	1:49.054	7	9	2.693	0.110	88.86
8	86	M3	8 Charlie NESBITT	Repli-Cast Moto 3 - Repli-Cast UK	1:49.189	12	14	2.828	0.135	88.75
9	71	M3	9 Christoph BEINLICH	Honda - Beinlich Racing Team	1:50.014	6	13	3.653	0.825	88.09
10	35	M3	10 Elliot LODGE	Honda - Essential Team Racing / SP125	1:50.023	4	13	3.662	0.009	88.08
11	65		1 Josh OWENS	Honda - JPL Racing	1:50.185	10	13	3.824	0.162	87.95
12	20	M3	11 Joel MARKLUND	Honda - Marklund Solutions	1:50.268	11	14	3.907	0.083	87.88
13	62	M3	12 Vasco VAN DER VALK	Honda - Team ILR / Vasco62.nl	1:50.683	8	14	4.322	0.415	87.55
14	42	M3	13 Brian SLOOTEN	Honda - Bakker Frames Holland	1:50.833	8	13	4.472	0.150	87.44
15	25	M3	14 Mike BROUWERS	Honda - Joma / Brouwersracingteam	1:50.920	8	13	4.559	0.087	87.37
16	64	M3	15 Asher DURHAM	KTM - Redline KTM / Total Hire & Sales	1:51.133	9	14	4.772	0.213	87.20
17	27	M3	16 Georgina POLDEN	KTM - RS Racing	1:51.370	3	11	5.009	0.237	87.01
18	16		2 Andrew SAWFORD	Aprilia - St Neots Motorcycle Co Ltd	1:52.398	12	12	6.037	1.028	86.22
19	74	M3	17 Joseph THOMPSON	Repli-Cast Moto 3 - Repli-Cast UK	1:52.760	11	13	6.399	0.362	85.94
20	44	M3	18 Edmund BEST	Honda - SymCirrus Motorsport	1:52.919	13	13	6.558	0.159	85.82
21	3		3 Mark CLAYTON	Honda - SP125 / Refined Recruitment	1:53.342	11	13	6.981	0.423	85.50
22	34		4 Liam DELVES	Honda - Crucials Sauce / Banks Racing	1:53.549	11	13	7.188	0.207	85.34
23	70		5 Ryan LONGSHAW	Honda - RCD Motorsport	1:53.583	11	12	7.222	0.034	85.32
24	87		6 Jamie EDWARDS	Nykos - Kinpac Racing	1:54.129	9	12	7.768	0.546	84.91
25	21	M3	19 Richard KERR	Honda - Bob Wylie Racing	1:54.301	3	5	7.940	0.172	84.78
26	2	M3	20 Joe THOMAS	Honda - Team ILR	1:54.334	2	2	7.973	0.033	84.76
27	72		7 Cameron HORSMAN	Honda - FAB-Racing	1:54.598	12	12	8.237	0.264	84.56
28	13	M3	21 Sam BURMAN	Honda - WNT / Burman Racing	1:54.730	8	13	8.369	0.132	84.47
29	98	M3	22 Tomas DE VRIES	Honda - DAT Racing	1:54.799	4	8	8.438	0.069	84.41
30	4		8 Louis VALLELEY	KTM - CM Racing	1:54.913	12	12	8.552	0.114	84.33
31	11		9 Stephen CAMPBELL	Honda - Campbell Racing	1:55.958	11	11	9.597	1.045	83.57
32	17		10 Wesley JONKER	Luyten Honda - Racing Family	1:56.041	13	13	9.680	0.083	83.51
33	24		11 Tasia RODINK	Honda - Promemo Racing	1:56.706	11	12	10.345	0.665	83.04
QUALIFYING LAPTIME (110.0% of 1:46.361) = 1:56.997										
34	7		12 Jamie ASHBY	Honda - SP125 / JPA Racing	1:57.000	12	13	10.639	0.294	82.83

Weather / Track : Bright / Dry

These results are provisional until the conclusion of any judicial and technical matters.

Oulton Park International
 Circuit Length = 2.6920 miles
 Start: 13:25 Flag 13:50 End: 13:51

Race Director :	Stewards :	Timekeeper :
-----------------	------------	--------------

Results can be found at www.britishsuperbike.com

Printed - 13:52 Sunday, 03 May 2015



MCRCB BULLETIN TK079

2015 MCE British Superbike Championship - Round 3

2015 HEL British Motostar Championship

QUALIFYING 1 - SECTOR ANALYSIS

SECTOR 1 = FL to I1, SECTOR 2 = I1 to I2, SECTOR 3 = I2 to FL, DIFF = Difference To Personal Best Lap

P1		6 M3		Taz TAYLOR		KTM - RS Racing	
IDEAL LAP TIME : 1:46.308		BEST LAP TIME : 1:46.361		DIFFERENCE : 0.053			
LAP	SECTOR 1	SECTOR 2	SECTOR 3	LAP TIME	MPH	DIFF	TIME OF DAY
1 -	OUTLAP	115.3	55.337	108.0	30.966	110.7	13:27:11.165
2 -	27.333	118.7	51.976	108.9	30.611	112.0	1:49.920 88.16 3.559 13:29:01.085
3 -	27.265	117.7	51.844	110.0	29.942	112.7	1:49.051 88.86 2.690 13:30:50.136
4 -	27.131	117.9	51.377	108.5	29.396	112.4	1:47.904 (3) 89.81 1.543 13:32:38.040
5 -	26.754	119.1	53.965	94.5	IN PIT		2:05.313 P 77.33 18.952 13:34:43.353
6 -	OUTLAP	117.3	56.859	107.2	29.661	111.4	2:56.988 54.75 1:10.627 13:37:40.341
7 -	26.788	117.7	54.599	106.3	29.776	112.2	1:51.163 87.18 4.802 13:39:31.504
8 -	27.002	117.7	51.689	109.1	29.281	111.4	1:47.972 89.75 1.611 13:41:19.476
9 -	26.779	118.3	50.442	110.1	29.200	111.2	1:46.421 (2) 91.06 0.060 13:43:05.897
10 -	26.702	118.7	50.495	109.6	29.164	112.5	1:46.361 (1) 91.11 13:44:52.258
11 -	26.863	118.9	51.095	106.1	IN PIT		1:56.287 P 83.33 9.926 13:46:48.545
12 -	OUTLAP	117.1	52.137	108.9	29.720	111.6	3:37.546 44.54 1:51.185 13:50:26.091

P2		1 M3		Edward RENDELL		Honda - Banks Racing	
IDEAL LAP TIME : 1:47.591		BEST LAP TIME : 1:47.734		DIFFERENCE : 0.143			
LAP	SECTOR 1	SECTOR 2	SECTOR 3	LAP TIME	MPH	DIFF	TIME OF DAY
1 -	OUTLAP	108.5	53.882	102.6	IN PIT		P 13:27:21.195
2 -	OUTLAP	112.2	52.266	101.8	30.084	106.0	2:21.311 68.58 33.577 13:29:42.506
3 -	27.250	111.8	51.433	102.1	29.913	106.5	1:48.596 89.24 0.862 13:31:31.102
4 -	27.280	112.2	51.127	103.4	30.309	106.8	1:48.716 89.14 0.982 13:33:19.818
5 -	27.410	113.5	51.468	102.9	30.379	104.8	1:49.257 88.70 1.523 13:35:09.075
6 -	27.380	110.7	52.714	102.7	IN PIT		1:55.310 P 84.04 7.576 13:37:04.385
7 -	OUTLAP	109.6	51.455	103.7	IN PIT		4:32.888 P 35.51 2:45.154 13:41:37.273
8 -	OUTLAP	110.7	51.470	103.4	29.826	106.3	2:01.664 79.65 13.930 13:43:38.937
9 -	27.274	111.1	50.961	102.2	29.967	104.8	1:48.202 (3) 89.56 0.468 13:45:27.139
10 -	27.088	112.5	51.256	103.5	29.880	106.1	1:48.224 89.54 0.490 13:47:15.363
11 -	27.209	109.6	50.696	102.7	29.829	105.6	1:47.734 (1) 89.95 13:49:03.097
12 -	27.127	113.7	51.057	101.9	29.807	105.5	1:47.991 (2) 89.74 0.257 13:50:51.088

P3		95 M3		Scott DEROUE		KTM - Redline KTM	
IDEAL LAP TIME : 1:48.153		BEST LAP TIME : 1:48.485		DIFFERENCE : 0.332			
LAP	SECTOR 1	SECTOR 2	SECTOR 3	LAP TIME	MPH	DIFF	TIME OF DAY
1 -	OUTLAP	113.5	54.634	105.8	31.191	108.4	13:26:57.543
2 -	28.206	114.7	52.818	106.6	30.692	110.5	1:51.716 86.74 3.231 13:28:49.259
3 -	27.980	114.9	52.116	106.5	30.314	110.0	1:50.410 87.77 1.925 13:30:39.669
4 -	27.657	115.3	51.975	106.3	30.231	108.7	1:49.863 88.21 1.378 13:32:29.532
5 -	31.070	90.6	58.699	88.3	34.868	107.3	2:04.637 77.75 16.152 13:34:34.169
6 -	27.338	115.7	51.557	107.8	30.223	109.8	1:49.118 88.81 0.633 13:36:23.287
7 -	27.620	115.7	51.906	107.5	29.904	110.7	1:49.430 88.56 0.945 13:38:12.717
8 -	27.790	116.3	56.000	74.3	37.644	110.5	2:01.434 79.80 12.949 13:40:14.151
9 -	27.105	116.5	52.266	104.6	30.482	109.2	1:49.853 88.22 1.368 13:42:04.004
10 -	27.525	114.9	51.333	107.7	30.256	108.2	1:49.114 88.81 0.629 13:43:53.118
11 -	27.570	112.7	51.587	108.0	29.808	112.0	1:48.965 (3) 88.93 0.480 13:45:42.083
12 -	27.012	116.7	51.453	107.3	30.020	110.5	1:48.485 (1) 89.33 13:47:30.568
13 -	27.092	117.3	52.639	94.1	34.806	110.1	1:54.537 84.61 6.052 13:49:25.105
14 -	27.062	115.5	51.482	107.2	30.009	111.2	1:48.553 (2) 89.27 0.068 13:51:13.658

P4		77 M3		Alex PERSSON		Kalex KTM - PWR / FPW Racing	
IDEAL LAP TIME : 1:48.036		BEST LAP TIME : 1:48.519		DIFFERENCE : 0.483			
LAP	SECTOR 1	SECTOR 2	SECTOR 3	LAP TIME	MPH	DIFF	TIME OF DAY
1 -	OUTLAP	113.7	58.574	86.3	30.899	110.0	13:27:05.513
2 -	28.403	117.7	1:02.528	106.1	30.393	109.2	2:01.324 79.87 12.805 13:29:06.837
3 -	27.529	115.1	52.433	106.8	30.046	110.5	1:50.008 88.09 1.489 13:30:56.845
4 -	27.434	116.1	52.137	107.7	29.926	109.1	1:49.497 88.50 0.978 13:32:46.342
5 -	27.487	114.9	1:08.314	104.5	30.221	108.5	2:06.022 76.90 17.503 13:34:52.364
6 -	27.462	112.9	52.710	105.1	30.080	109.2	1:50.252 87.90 1.733 13:36:42.616
7 -	27.394	114.3	52.264	106.8	30.133	107.0	1:49.791 88.27 1.272 13:38:32.407

Weather / Track : Bright / Dry

Oulton Park International
Circuit Length = 2.6920 miles
Start: 13:25 Flag 13:50 End: 13:51

MCRCB BULLETIN TK079

2015 MCE British Superbike Championship - Round 3

2015 HEL British Motostar Championship

QUALIFYING 1 - SECTOR ANALYSIS

SECTOR 1 = FL to I1, SECTOR 2 = I1 to I2, SECTOR 3 = I2 to FL, DIFF = Difference To Personal Best Lap

8 -	27.302	113.5	51.396	106.1	29.844	109.6	1:48.542 (2)	89.28	0.023	13:40:20.949
9 -	27.098	115.1	52.236	96.0	33.272	107.5	1:52.606	86.06	4.087	13:42:13.555
10 -	27.371	115.1	51.875	107.2	IN PIT		1:55.008 P	84.26	6.489	13:44:08.563
11 -	OUTLAP	114.1	52.152	106.8	29.851	109.8	2:38.235	61.24	49.716	13:46:46.798
12 -	27.232	114.3	51.847	106.0	29.682	109.1	1:48.761 (3)	89.10	0.242	13:48:35.559
13 -	26.958	114.9	51.717	106.6	29.844	109.4	1:48.519 (1)	89.30		13:50:24.078

P5 26 M3 Dani SAEZ			Repli-Cast Moto 3 - Repli-Cast - Armstrong								
IDEAL LAP TIME : 1:48.640			BEST LAP TIME : 1:48.811			DIFFERENCE : 0.171					
LAP	SECTOR 1	SECTOR 2	SECTOR 3	LAP TIME	MPH	DIFF	TIME OF DAY				
1 -	OUTLAP	83.7	1:01.865	100.6	31.453	108.5					13:29:02.046
2 -	27.742	113.9	52.529	104.3	30.312	110.1	1:50.583	87.63	1.772		13:30:52.629
3 -	27.878	115.1	52.548	106.3	30.376	108.7	1:50.802	87.46	1.991		13:32:43.431
4 -	27.701	113.7	52.220	104.8	30.648	108.2	1:50.569	87.64	1.758		13:34:34.000
5 -	27.659	115.3	52.211	106.3	30.419	109.2	1:50.289	87.87	1.478		13:36:24.289
6 -	27.707	115.9	53.635	106.1	30.189	110.3	1:51.531	86.89	2.720		13:38:15.820
7 -	27.654	115.3	52.471	104.0	30.317	109.1	1:50.442	87.75	1.631		13:40:06.262
8 -	27.428	113.5	51.943	105.5	30.097	108.7	1:49.468 (2)	88.53	0.657		13:41:55.730
9 -	27.542	114.1	51.873	105.0	30.092	107.7	1:49.507	88.49	0.696		13:43:45.237
10 -	27.238	114.9	51.847	106.1	30.494	109.2	1:49.579	88.44	0.768		13:45:34.816
11 -	27.179	115.9	52.413	106.1	29.901	111.1	1:49.493 (3)	88.51	0.682		13:47:24.309
12 -	27.334	115.1	54.012	104.6	31.625	110.7	1:52.971	85.78	4.160		13:49:17.280
13 -	27.298	114.9	51.560	104.8	29.953	109.2	1:48.811 (1)	89.06			13:51:06.091

P6 47 M3 Jake ARCHER			Honda - RS Racing								
IDEAL LAP TIME : 1:48.610			BEST LAP TIME : 1:48.944			DIFFERENCE : 0.334					
LAP	SECTOR 1	SECTOR 2	SECTOR 3	LAP TIME	MPH	DIFF	TIME OF DAY				
1 -	OUTLAP	114.7	56.989	105.6	31.952	109.8					13:27:04.109
2 -	28.952	116.9	53.962	107.2	31.076	109.1	1:53.990	85.01	5.046		13:28:58.099
3 -	28.013	115.3	52.620	104.6	30.572	110.0	1:51.205	87.14	2.261		13:30:49.304
4 -	27.962	115.5	52.593	106.1	30.252	109.4	1:50.807	87.46	1.863		13:32:40.111
5 -	27.728	115.1	52.793	107.0	30.814	108.7	1:51.335	87.04	2.391		13:34:31.446
6 -	27.807	113.9	52.330	107.5	30.474	108.7	1:50.611	87.61	1.667		13:36:22.057
7 -	27.752	114.1	52.201	106.1	30.350	108.4	1:50.303	87.86	1.359		13:38:12.360
8 -	27.614	113.9	53.200	100.3	30.342	109.6	1:51.156	87.18	2.212		13:40:03.516
9 -	27.697	114.3	52.274	107.0	30.369	108.7	1:50.340	87.83	1.396		13:41:53.856
10 -	27.768	114.7	52.167	107.3	30.293	108.9	1:50.228	87.92	1.284		13:43:44.084
11 -	27.628	114.9	52.188	107.5	30.343	108.7	1:50.159 (3)	87.97	1.215		13:45:34.243
12 -	27.644	114.9	52.201	107.3	30.061	109.8	1:49.906 (2)	88.17	0.962		13:47:24.149
13 -	27.186	115.5	54.402	103.8	31.911	110.5	1:53.499	85.38	4.555		13:49:17.648
14 -	27.520	116.7	51.735	106.8	29.689	110.5	1:48.944 (1)	88.95			13:51:06.592

P7 52 M3 Jorel BOERBOOM			Kalex KTM - FPW Racing								
IDEAL LAP TIME : 1:48.525			BEST LAP TIME : 1:49.054			DIFFERENCE : 0.529					
LAP	SECTOR 1	SECTOR 2	SECTOR 3	LAP TIME	MPH	DIFF	TIME OF DAY				
1 -	OUTLAP	112.0	55.800	105.1	31.173	109.1					13:26:57.718
2 -	28.124	116.7	52.570	105.6	30.560	109.8	1:51.254	87.10	2.200		13:28:48.972
3 -	28.036	114.1	52.476	106.0	30.512	111.2	1:51.024	87.29	1.970		13:30:39.996
4 -	27.433	117.1	52.174	106.0	30.396	108.0	1:50.003 (3)	88.10	0.949		13:32:29.999
5 -	29.931	101.5	56.722	94.3	35.636	108.9	2:02.289	79.24	13.235		13:34:32.288
6 -	28.049	115.7	53.066	106.8	30.605	110.1	1:51.720	86.74	2.666		13:36:24.008
7 -	27.364	117.3	51.772	107.3	29.918	111.1	1:49.054 (1)	88.86			13:38:13.062
8 -	27.116	116.7	51.854	105.6	30.401	109.1	1:49.371 (2)	88.60	0.317		13:40:02.433
9 -	30.188	103.2	1:02.604	104.0	30.476	109.6	2:03.268	78.61	14.214		13:42:05.701

P8 86 M3 Charlie NESBITT			Repli-Cast Moto 3 - Repli-Cast UK								
IDEAL LAP TIME : 1:48.801			BEST LAP TIME : 1:49.189			DIFFERENCE : 0.388					
LAP	SECTOR 1	SECTOR 2	SECTOR 3	LAP TIME	MPH	DIFF	TIME OF DAY				
1 -	OUTLAP	103.5	57.844	103.0	32.069	104.8					13:27:09.722
2 -	28.922	112.7	53.499	103.7	30.729	108.5	1:53.150	85.65	3.961		13:29:02.872

Weather / Track : Bright / Dry

Oulton Park International
Circuit Length = 2.6920 miles
Start: 13:25 Flag 13:50 End: 13:51

MCRCB BULLETIN TK079

2015 MCE British Superbike Championship - Round 3

2015 HEL British Motostar Championship

QUALIFYING 1 - SECTOR ANALYSIS

SECTOR 1 = FL to I1, SECTOR 2 = I1 to I2, SECTOR 3 = I2 to FL, DIFF = Difference To Personal Best Lap

3 -	27.911	114.7	53.837	104.5	30.810	108.9	1:52.558	86.10	3.369	13:30:55.430
4 -	27.730	113.3	52.552	104.2	30.136	108.0	1:50.418	87.76	1.229	13:32:45.848
5 -	27.498	115.3	52.597	105.0	30.524	107.0	1:50.619	87.60	1.430	13:34:36.467
6 -	27.884	112.2	52.185	104.8	30.170	107.0	1:50.239	87.91	1.050	13:36:26.706
7 -	27.583	113.5	52.223	106.3	30.371	108.2	1:50.177	87.96	0.988	13:38:16.883
8 -	27.116	115.3	52.616	104.6	30.180	108.9	1:49.912	88.17	0.723	13:40:06.795
9 -	28.158	114.9	52.063	105.6	30.021	107.0	1:50.242	87.90	1.053	13:41:57.037
10 -	27.789	113.7	52.184	104.8	29.955	107.0	1:49.928	88.16	0.739	13:43:46.965
11 -	27.544	112.9	52.014	104.2	30.016	107.5	1:49.574 (3)	88.44	0.385	13:45:36.539
12 -	27.365	113.5	51.992	104.8	29.832	108.2	1:49.189 (1)	88.75		13:47:25.728
13 -	27.323	114.1	52.819	103.4	31.733	106.3	1:51.875	86.62	2.686	13:49:17.603
14 -	27.697	116.1	51.956	105.1	29.729	108.7	1:49.382 (2)	88.60	0.193	13:51:06.985

P9 71 M3 Christoph BEINLICH

Honda - Beinlich Racing Team

IDEAL LAP TIME : 1:49.841

BEST LAP TIME : 1:50.014

DIFFERENCE : 0.173

LAP	SECTOR 1	SECTOR 2	SECTOR 3	LAP TIME	MPH	DIFF	TIME OF DAY			
1 -	OUTLAP	112.2	54.916	104.5	31.068	107.0	13:26:58.281			
2 -	27.946	114.7	52.861	104.6	30.598	108.7	1:51.405	86.99	1.391	13:28:49.686
3 -	27.992	114.5	52.176	104.3	30.531	109.2	1:50.699 (3)	87.54	0.685	13:30:40.385
4 -	27.917	113.9	51.891	103.5	30.320	107.7	1:50.128 (2)	88.00	0.114	13:32:30.513
5 -	29.576	95.0	58.947	88.5	35.542	107.3	2:04.065	78.11	14.051	13:34:34.578
6 -	27.630	114.7	51.908	106.5	30.476	109.4	1:50.014 (1)	88.09		13:36:24.592
7 -	27.716	114.9	52.918	106.0	30.509	108.5	1:51.143	87.19	1.129	13:38:15.735
8 -	27.987	114.9	59.182	86.1	32.242	108.2	1:59.411	81.15	9.397	13:40:15.146
9 -	27.670	113.7	53.011	105.6	30.434	107.7	1:51.115	87.21	1.101	13:42:06.261
10 -	27.702	114.1	54.745	103.7	IN PIT		1:59.259 P	81.26	9.245	13:44:05.520
11 -	OUTLAP	96.8	59.078	78.3	32.164	107.5	2:29.753	64.71	39.739	13:46:35.273
12 -	27.872	113.1	55.457	103.7	30.481	107.7	1:53.810	85.15	3.796	13:48:29.083
13 -	27.727	114.3	52.581	104.5	30.500	107.8	1:50.808	87.46	0.794	13:50:19.891

P10 35 M3 Elliot LODGE

Honda - Essential Team Racing / SP125

IDEAL LAP TIME : 1:49.368

BEST LAP TIME : 1:50.023

DIFFERENCE : 0.655

LAP	SECTOR 1	SECTOR 2	SECTOR 3	LAP TIME	MPH	DIFF	TIME OF DAY			
1 -	OUTLAP	112.7	55.594	104.8	31.095	108.2	13:27:00.531			
2 -	27.835	113.5	53.203	105.5	30.741	108.5	1:51.779	86.70	1.756	13:28:52.310
3 -	27.701	115.5	52.416	104.0	30.432	109.1	1:50.549 (3)	87.66	0.526	13:30:42.859
4 -	27.361	113.7	52.270	104.6	30.392	107.3	1:50.023 (1)	88.08		13:32:32.882
5 -	27.903	112.9	54.744	101.8	IN PIT		2:03.491 P	78.47	13.468	13:34:36.373
6 -	OUTLAP	111.4	54.564	104.0	30.803	106.1	2:50.741	56.76	1:00.718	13:37:27.114
7 -	28.599	103.5	56.662	95.7	IN PIT		2:04.669 P	77.73	14.646	13:39:31.783
8 -	OUTLAP	113.7	52.219	106.0	30.103	107.3	2:02.941	78.82	12.918	13:41:34.724
9 -	32.074	84.2	53.014	105.5	30.846	107.5	1:55.934	83.59	5.911	13:43:30.658
10 -	27.777	111.2	52.492	104.8	30.480	107.5	1:50.749	87.50	0.726	13:45:21.407
11 -	27.541	114.9	52.089	104.6	30.517	107.5	1:50.147 (2)	87.98	0.124	13:47:11.554
12 -	27.954	111.1	52.678	103.7	30.410	107.3	1:51.042	87.27	1.019	13:49:02.596
13 -	27.507	113.7	51.904	105.1	31.149	104.2	1:50.560	87.65	0.537	13:50:53.156

P11 65 Josh OWENS

Honda - JPL Racing

IDEAL LAP TIME : 1:49.653

BEST LAP TIME : 1:50.185

DIFFERENCE : 0.532

LAP	SECTOR 1	SECTOR 2	SECTOR 3	LAP TIME	MPH	DIFF	TIME OF DAY			
1 -	OUTLAP	105.3	56.901	101.5	32.028	102.7	13:27:04.900			
2 -	29.693	104.3	55.261	101.0	32.106	102.1	1:57.060	82.78	6.875	13:29:01.960
3 -	28.774	103.0	54.213	100.1	31.067	103.7	1:54.054	84.97	3.869	13:30:56.014
4 -	28.391	110.3	52.638	101.0	30.480	103.8	1:51.509	86.91	1.324	13:32:47.523
5 -	27.784	109.1	52.232	100.6	30.349	104.5	1:50.365 (2)	87.81	0.180	13:34:37.888
6 -	27.829	109.8	52.944	100.9	30.468	103.7	1:51.241	87.11	1.056	13:36:29.129
7 -	27.748	110.7	52.374	102.4	30.368	104.2	1:50.490	87.71	0.305	13:38:19.619
8 -	27.839	108.5	52.469	100.7	30.565	100.0	1:50.873	87.40	0.688	13:40:10.492
9 -	28.127	109.2	51.927	100.1	30.583	101.9	1:50.637	87.59	0.452	13:42:01.129
10 -	27.745	108.0	52.045	100.9	30.395	101.8	1:50.185 (1)	87.95		13:43:51.314
11 -	27.652	106.8	52.274	99.4	30.746	102.1	1:50.672	87.56	0.487	13:45:41.986
12 -	27.377	110.0	52.322	101.8	30.740	101.9	1:50.439 (3)	87.75	0.254	13:47:32.425

Oulton Park International
Circuit Length = 2.6920 miles
Start: 13:25 Flag 13:50 End: 13:51

Weather / Track : Bright / Dry

MCRCB BULLETIN TK079

2015 MCE British Superbike Championship - Round 3

2015 HEL British Motostar Championship

QUALIFYING 1 - SECTOR ANALYSIS

SECTOR 1 = FL to I1, SECTOR 2 = I1 to I2, SECTOR 3 = I2 to FL, DIFF = Difference To Personal Best Lap

13 - 28.276 102.1 55.288 95.0 IN PIT 2:01.503 P 79.76 11.318 13:49:33.928

P12 20 M3		Joel MARKLUND					Honda - Marklund Solutions			
IDEAL LAP TIME : 1:50.029		BEST LAP TIME : 1:50.268			DIFFERENCE : 0.239					
LAP	SECTOR 1	SECTOR 2		SECTOR 3		LAP TIME	MPH	DIFF	TIME OF DAY	
1 -	OUTLAP	108.9	56.186	105.0	31.394	107.0			13:27:01.855	
2 -	28.764	115.3	54.110	103.4	31.143	108.0	1:54.017	84.99	3.749	13:28:55.872
3 -	28.186	114.1	53.718	102.9	30.838	108.7	1:52.742	85.96	2.474	13:30:48.614
4 -	27.996	112.7	53.259	103.2	30.759	109.1	1:52.014	86.51	1.746	13:32:40.628
5 -	27.824	115.3	52.907	104.8	30.737	107.7	1:51.468	86.94	1.200	13:34:32.096
6 -	27.889	114.3	53.019	105.3	30.730	109.1	1:51.638	86.81	1.370	13:36:23.734
7 -	28.123	113.9	53.035	105.3	30.630	107.5	1:51.788	86.69	1.520	13:38:15.522
8 -	27.780	113.3	52.968	104.6	30.356	108.9	1:51.104	87.22	0.836	13:40:06.626
9 -	28.027	114.1	52.245	105.3	30.560	107.8	1:50.832 (2)	87.44	0.564	13:41:57.458
10 -	27.991	114.5	52.741	104.5	30.517	107.8	1:51.249	87.11	0.981	13:43:48.707
11 -	27.471	114.3	52.484	104.5	30.313	108.7	1:50.268 (1)	87.88		13:45:38.975
12 -	27.628	113.3	52.751	105.1	30.471	108.4	1:50.850 (3)	87.42	0.582	13:47:29.825
13 -	27.764	113.3	52.897	97.1	IN PIT		1:56.835 P	82.94	6.567	13:49:26.660
14 -	OUTLAP	111.2	54.765	103.2	30.746	107.8	2:06.336	76.71	16.068	13:51:32.996

P13 62 M3		Vasco VAN DER VALK					Honda - Team ILR / Vasco62.nl			
IDEAL LAP TIME : 1:50.683		BEST LAP TIME : 1:50.683			DIFFERENCE : 0.000					
LAP	SECTOR 1	SECTOR 2		SECTOR 3		LAP TIME	MPH	DIFF	TIME OF DAY	
1 -	OUTLAP	108.0	58.473	101.9	31.837	103.7			13:27:03.646	
2 -	29.378	109.1	54.581	103.2	31.148	106.5	1:55.107	84.19	4.424	13:28:58.753
3 -	28.899	111.1	53.337	102.7	30.890	106.0	1:53.126	85.66	2.443	13:30:51.879
4 -	28.678	111.1	53.462	103.5	30.462	107.8	1:52.602	86.06	1.919	13:32:44.481
5 -	28.468	111.1	52.935	103.7	31.429	106.0	1:52.832	85.89	2.149	13:34:37.313
6 -	28.694	109.8	52.820	104.2	30.569	107.2	1:52.083	86.46	1.400	13:36:29.396
7 -	28.139	111.8	52.595	104.3	30.544	106.5	1:51.278 (3)	87.09	0.595	13:38:20.674
8 -	27.880	111.1	52.513	103.7	30.290	107.3	1:50.683 (1)	87.55		13:40:11.357
9 -	28.898	108.7	53.855	102.7	30.658	104.6	1:53.411	85.45	2.728	13:42:04.768
10 -	28.235	110.5	52.595	103.4	30.410	105.0	1:51.240 (2)	87.12	0.557	13:43:56.008
11 -	28.113	110.0	52.807	101.8	30.830	104.5	1:51.750	86.72	1.067	13:45:47.758
12 -	28.454	110.0	52.840	101.9	30.788	104.0	1:52.082	86.46	1.399	13:47:39.840
13 -	28.239	108.9	53.148	101.3	30.672	105.3	1:52.059	86.48	1.376	13:49:31.899
14 -	28.090	109.1	53.817	101.2	30.874	104.8	1:52.781	85.93	2.098	13:51:24.680

P14 42 M3		Brian SLOOTEN					Honda - Bakker Frames Holland			
IDEAL LAP TIME : 1:50.631		BEST LAP TIME : 1:50.833			DIFFERENCE : 0.202					
LAP	SECTOR 1	SECTOR 2		SECTOR 3		LAP TIME	MPH	DIFF	TIME OF DAY	
1 -	OUTLAP	108.0	56.990	101.8	32.157	106.1			13:27:01.639	
2 -	28.970	112.5	55.307	103.2	31.329	106.0	1:55.606	83.83	4.773	13:28:57.245
3 -	28.477	112.4	53.743	103.4	31.284	107.7	1:53.504	85.38	2.671	13:30:50.749
4 -	28.309	112.0	53.464	102.6	30.955	106.5	1:52.728	85.97	1.895	13:32:43.477
5 -	28.169	112.7	53.621	103.2	31.912	105.3	1:53.702	85.23	2.869	13:34:37.179
6 -	28.349	112.5	52.742	105.5	30.596	108.0	1:51.687	86.77	0.854	13:36:28.866
7 -	27.730	114.9	53.175	104.6	30.508	107.5	1:51.413 (3)	86.98	0.580	13:38:20.279
8 -	27.640	113.3	52.788	104.5	30.405	108.5	1:50.833 (1)	87.44		13:40:11.112
9 -	29.423	110.0	57.692	100.6	IN PIT		2:06.481 P	76.62	15.648	13:42:17.593
10 -	OUTLAP	110.3	54.574	102.4	31.164	105.8	2:34.695	62.64	43.862	13:44:52.288
11 -	27.825	112.5	52.813	103.8	31.075	104.6	1:51.713	86.75	0.880	13:46:44.001
12 -	28.009	112.0	52.586	103.8	30.489	106.8	1:51.084 (2)	87.24	0.251	13:48:35.085
13 -	28.025	111.8	52.928	103.7	30.476	108.0	1:51.429	86.97	0.596	13:50:26.514

P15 25 M3		Mike BROUWERS					Honda - Joma / Brouwersracingteam			
IDEAL LAP TIME : 1:50.833		BEST LAP TIME : 1:50.920			DIFFERENCE : 0.087					
LAP	SECTOR 1	SECTOR 2		SECTOR 3		LAP TIME	MPH	DIFF	TIME OF DAY	
1 -	OUTLAP	108.0	56.735	101.8	31.899	105.0			13:27:04.584	
2 -	29.061	112.5	54.435	101.8	30.833	106.8	1:54.329	84.76	3.409	13:28:58.913

Weather / Track : Bright / Dry

Oulton Park International
Circuit Length = 2.6920 miles
Start: 13:25 Flag 13:50 End: 13:51

MCRCB BULLETIN TK079

2015 MCE British Superbike Championship - Round 3

2015 HEL British Motostar Championship

QUALIFYING 1 - SECTOR ANALYSIS

SECTOR 1 = FL to I1, SECTOR 2 = I1 to I2, SECTOR 3 = I2 to FL, DIFF = Difference To Personal Best Lap

3 -	28.846	112.2	53.631	102.7	30.600	107.0	1:53.077	85.70	2.157	13:30:51.990
4 -	28.433	110.9	53.103	102.7	30.744	106.6	1:52.280	86.31	1.360	13:32:44.270
5 -	28.173	111.2	53.270	101.5	31.375	105.3	1:52.818	85.90	1.898	13:34:37.088
6 -	27.981	110.7	52.717	103.0	30.603	105.3	1:51.301 (3)	87.07	0.381	13:36:28.389
7 -	28.040	110.9	52.655	102.6	30.606	104.8	1:51.301 (3)	87.07	0.381	13:38:19.690
8 -	27.908	111.6	52.604	102.7	30.408	106.1	1:50.920 (1)	87.37		13:40:10.610
9 -	30.303	90.8	57.007	96.0	IN PIT		2:05.237 P	77.38	14.317	13:42:15.847
10 -	OUTLAP	110.5	52.944	102.4	31.055	104.5	2:18.992	69.72	28.072	13:44:34.839
11 -	27.821	110.9	53.501	101.6	30.790	104.6	1:52.112	86.44	1.192	13:46:26.951
12 -	28.047	111.6	1:01.063	90.1	31.332	104.2	2:00.442	80.46	9.522	13:48:27.393
13 -	27.923	109.6	52.855	101.2	30.465	105.0	1:51.243 (2)	87.11	0.323	13:50:18.636

P16 64 M3 Asher DURHAM

KTM - Redline KTM / Total Hire & Sales

IDEAL LAP TIME : 1:50.460

BEST LAP TIME : 1:51.133

DIFFERENCE : 0.673

LAP	SECTOR 1	SECTOR 2	SECTOR 3	LAP TIME	MPH	DIFF	TIME OF DAY			
1 -	OUTLAP	111.4	56.823	101.8	31.993	106.6	13:27:03.865			
2 -	29.076	114.9	53.982	105.5	31.087	108.4	1:54.145	84.90	3.012	13:28:58.010
3 -	28.300	116.9	53.308	105.1	31.351	109.2	1:52.959	85.79	1.826	13:30:50.969
4 -	28.317	114.3	53.448	105.8	31.221	109.2	1:52.986	85.77	1.853	13:32:43.955
5 -	27.980	115.7	53.439	104.0	31.312	109.2	1:52.731	85.96	1.598	13:34:36.686
6 -	28.044	114.9	52.711	106.1	30.651	108.2	1:51.406	86.99	0.273	13:36:28.092
7 -	27.911	115.1	52.600	105.8	30.650	107.0	1:51.161 (3)	87.18	0.028	13:38:19.253
8 -	27.907	113.1	52.482	104.8	30.759	105.8	1:51.148 (2)	87.19	0.015	13:40:10.401
9 -	27.916	113.3	52.830	106.5	30.387	108.0	1:51.133 (1)	87.20		13:42:01.534
10 -	30.657	112.2	52.343	105.5	30.685	105.8	1:53.685	85.24	2.552	13:43:55.219
11 -	28.143	113.3	54.128	105.1	30.711	107.8	1:52.982	85.77	1.849	13:45:48.201
12 -	28.167	110.0	53.061	105.3	30.876	106.0	1:52.104	86.44	0.971	13:47:40.305
13 -	27.730	113.5	53.882	98.6	30.954	105.8	1:52.566	86.09	1.433	13:49:32.871
14 -	28.046	114.3	53.143	104.8	30.717	109.1	1:51.906	86.60	0.773	13:51:24.777

P17 27 M3 Georgina POLDEN

KTM - RS Racing

IDEAL LAP TIME : 1:51.370

BEST LAP TIME : 1:51.370

DIFFERENCE : 0.000

LAP	SECTOR 1	SECTOR 2	SECTOR 3	LAP TIME	MPH	DIFF	TIME OF DAY			
1 -	OUTLAP	109.2	56.423	102.2	IN PIT		P			13:27:05.690
2 -	OUTLAP	113.9	54.048	105.6	31.216	106.1	3:39.407	44.17	1:48.037	13:30:45.097
3 -	27.904	115.5	52.892	104.3	30.574	107.0	1:51.370 (1)	87.01		13:32:36.467
4 -	28.325	113.9	53.543	102.9	31.111	105.8	1:52.979	85.77	1.609	13:34:29.446
5 -	28.603	111.2	53.148	103.8	31.187	106.8	1:52.938 (3)	85.81	1.568	13:36:22.384
6 -	28.702	115.1	54.060	106.0	IN PIT		1:59.987 P	80.76	8.617	13:38:22.371
7 -	OUTLAP	105.3	54.497	105.1	31.162	107.5	4:12.881	38.32	2:21.511	13:42:35.252
8 -	28.354	115.1	54.233	105.0	30.803	107.7	1:53.390	85.46	2.020	13:44:28.642
9 -	28.069	115.1	53.036	103.5	30.792	107.3	1:51.897 (2)	86.60	0.527	13:46:20.539
10 -	28.490	114.9	53.826	102.7	31.101	107.7	1:53.417	85.44	2.047	13:48:13.956
11 -	28.725	113.3	54.691	102.7	31.270	106.8	1:54.686	84.50	3.316	13:50:08.642

P18 16 Andrew SAWFORD

Aprilia - St Neots Motorcycle Co Ltd

IDEAL LAP TIME : 1:52.149

BEST LAP TIME : 1:52.398

DIFFERENCE : 0.249

LAP	SECTOR 1	SECTOR 2	SECTOR 3	LAP TIME	MPH	DIFF	TIME OF DAY			
1 -	OUTLAP	101.6	59.761	99.7	33.057	101.9				13:27:29.520
2 -	29.889	108.5	55.304	99.8	31.735	102.7	1:56.928	82.88	4.530	13:29:26.448
3 -	29.017	108.0	54.735	98.5	31.811	103.8	1:55.563	83.86	3.165	13:31:22.011
4 -	28.956	108.4	54.966	101.2	31.987	102.9	1:55.909	83.61	3.511	13:33:17.920
5 -	28.859	108.9	54.121	101.0	31.145	103.8	1:54.125	84.91	1.727	13:35:12.045
6 -	28.572	109.8	57.132	90.8	IN PIT		2:07.613 P	75.94	15.215	13:37:19.658
7 -	OUTLAP	95.0	56.765	99.1	31.397	103.5	3:29.070	46.35	1:36.672	13:40:48.728
8 -	28.521	108.7	53.540	101.5	31.064	102.7	1:53.125	85.66	0.727	13:42:41.853
9 -	28.371	109.2	53.423	100.3	31.112	102.9	1:52.906 (3)	85.83	0.508	13:44:34.759
10 -	28.200	111.1	53.428	101.8	31.126	103.8	1:52.754 (2)	85.95	0.356	13:46:27.513
11 -	31.830	92.4	57.400	99.1	31.406	103.8	2:00.636	80.33	8.238	13:48:28.149
12 -	28.449	109.2	53.213	101.6	30.736	105.3	1:52.398 (1)	86.22		13:50:20.547

Weather / Track : Bright / Dry

Oulton Park International
Circuit Length = 2.6920 miles
Start: 13:25 Flag 13:50 End: 13:51

MCRCB BULLETIN TK079

2015 MCE British Superbike Championship - Round 3

2015 HEL British Motostar Championship

QUALIFYING 1 - SECTOR ANALYSIS

SECTOR 1 = FL to I1, SECTOR 2 = I1 to I2, SECTOR 3 = I2 to FL, DIFF = Difference To Personal Best Lap

P19		74 M3		Joseph THOMPSON			Repli-Cast Moto 3 - Repli-Cast UK			
IDEAL LAP TIME : 1:52.633		BEST LAP TIME : 1:52.760			DIFFERENCE : 0.127					
LAP	SECTOR 1	SECTOR 2		SECTOR 3		LAP TIME	MPH	DIFF	TIME OF DAY	
1 -	OUTLAP	96.5	58.885	101.9	32.444	105.3			13:27:14.387	
2 -	29.482	112.0	56.246	101.8	32.113	106.0	1:57.841	82.24	5.081	13:29:12.228
3 -	29.346	109.1	59.525	74.6	IN PIT		2:09.878	P 74.61	17.118	13:31:22.106
4 -	OUTLAP	73.9	1:04.407	100.1	31.979	105.3	2:22.370	68.07	29.610	13:33:44.476
5 -	28.899	110.7	54.438	102.4	31.578	105.6	1:54.915	84.33	2.155	13:35:39.391
6 -	30.731	81.0	58.156	101.3	32.357	104.6	2:01.244	79.93	8.484	13:37:40.635
7 -	28.425	109.8	54.056	102.6	31.045	105.6	1:53.526	(3) 85.36	0.766	13:39:34.161
8 -	28.481	110.0	59.171	83.5	33.090	103.5	2:00.742	80.26	7.982	13:41:34.903
9 -	31.739	67.2	54.905	103.4	31.295	105.3	1:57.939	82.17	5.179	13:43:32.842
10 -	28.344	110.9	55.085	90.6	31.752	106.0	1:55.181	84.13	2.421	13:45:28.023
11 -	28.118	111.1	53.598	103.0	31.044	105.8	1:52.760	(1) 85.94		13:47:20.783
12 -	28.646	104.5	56.134	102.1	31.997	106.5	1:56.777	82.98	4.017	13:49:17.560
13 -	28.571	112.9	53.471	102.9	31.147	105.6	1:53.189	(2) 85.62	0.429	13:51:10.749

P20		44 M3		Edmund BEST			Honda - SymCirrus Motorsport			
IDEAL LAP TIME : 1:52.738		BEST LAP TIME : 1:52.919			DIFFERENCE : 0.181					
LAP	SECTOR 1	SECTOR 2		SECTOR 3		LAP TIME	MPH	DIFF	TIME OF DAY	
1 -	OUTLAP	105.0	59.963	101.3	32.376	105.0			13:27:11.634	
2 -	29.993	109.4	56.311	101.9	31.965	104.5	1:58.269	81.94	5.350	13:29:09.903
3 -	29.077	110.0	56.656	101.9	31.625	106.6	1:57.358	82.57	4.439	13:31:07.261
4 -	29.031	110.5	55.507	101.8	31.739	104.0	1:56.277	83.34	3.358	13:33:03.538
5 -	28.651	110.3	55.226	102.7	31.866	104.3	1:55.743	83.73	2.824	13:34:59.281
6 -	28.654	109.4	55.368	103.4	31.176	105.1	1:55.198	84.12	2.279	13:36:54.479
7 -	28.303	110.5	54.443	102.6	31.316	104.8	1:54.062	84.96	1.143	13:38:48.541
8 -	28.674	109.8	55.003	98.3	31.646	105.0	1:55.323	84.03	2.404	13:40:43.864
9 -	28.284	111.2	54.298	103.4	31.528	104.3	1:54.110	84.92	1.191	13:42:37.974
10 -	28.699	110.7	54.142	103.0	31.130	107.0	1:53.971	(3) 85.03	1.052	13:44:31.945
11 -	28.558	112.2	53.651	104.3	31.080	104.8	1:53.289	(2) 85.54	0.370	13:46:25.234
12 -	28.983	109.2	53.961	102.1	31.448	105.5	1:54.392	84.72	1.473	13:48:19.626
13 -	28.132	111.6	53.526	102.7	31.261	105.0	1:52.919	(1) 85.82		13:50:12.545

P21		3		Mark CLAYTON			Honda - SP125 / Refined Recruitment			
IDEAL LAP TIME : 1:53.023		BEST LAP TIME : 1:53.342			DIFFERENCE : 0.319					
LAP	SECTOR 1	SECTOR 2		SECTOR 3		LAP TIME	MPH	DIFF	TIME OF DAY	
1 -	OUTLAP	85.4	1:09.886	97.2	36.300	99.8			13:27:45.974	
2 -	32.938	106.1	1:00.445	97.5	33.508	102.1	2:06.891	76.37	13.549	13:29:52.865
3 -	30.521	107.2	56.786	98.9	32.330	103.5	1:59.637	81.00	6.295	13:31:52.502
4 -	29.864	106.3	55.972	101.8	32.014	104.2	1:57.850	82.23	4.508	13:33:50.352
5 -	29.605	108.9	55.437	101.8	31.712	103.4	1:56.754	83.00	3.412	13:35:47.106
6 -	29.501	106.8	1:00.306	99.8	32.041	103.0	2:01.848	79.53	8.506	13:37:48.954
7 -	29.252	108.7	55.294	100.6	31.512	104.8	1:56.058	83.50	2.716	13:39:45.012
8 -	28.651	108.7	54.906	101.2	31.377	103.5	1:54.934	84.32	1.592	13:41:39.946
9 -	28.895	108.7	53.829	103.0	31.044	104.5	1:53.768	(2) 85.18	0.426	13:43:33.714
10 -	28.913	109.6	54.585	101.0	31.088	106.0	1:54.586	84.57	1.244	13:45:28.300
11 -	28.286	110.0	54.132	101.9	30.924	105.1	1:53.342	(1) 85.50		13:47:21.642
12 -	28.598	108.7	56.242	101.3	31.659	106.8	1:56.499	83.18	3.157	13:49:18.141
13 -	28.270	111.4	54.749	102.7	31.008	106.1	1:54.027	(3) 84.99	0.685	13:51:12.168

P22		34		Liam DELVES			Honda - Crucials Sauce / Banks Racing			
IDEAL LAP TIME : 1:53.301		BEST LAP TIME : 1:53.549			DIFFERENCE : 0.248					
LAP	SECTOR 1	SECTOR 2		SECTOR 3		LAP TIME	MPH	DIFF	TIME OF DAY	
1 -	OUTLAP	101.5	1:01.142	100.9	32.823	102.7			13:27:29.726	
2 -	29.837	108.4	55.527	100.6	31.506	103.8	1:56.870	82.92	3.321	13:29:26.596
3 -	29.071	109.6	55.138	100.4	31.423	105.0	1:55.632	83.81	2.083	13:31:22.228
4 -	28.881	109.1	54.986	101.9	32.006	104.0	1:55.873	83.63	2.324	13:33:18.101
5 -	28.927	109.8	54.552	101.3	31.178	103.8	1:54.657	84.52	1.108	13:35:12.758
6 -	28.694	107.7	54.550	100.3	31.188	102.1	1:54.432	84.69	0.883	13:37:07.190

Oulton Park International
Circuit Length = 2.6920 miles
Start: 13:25 Flag 13:50 End: 13:51

Weather / Track : Bright / Dry

MCRCB BULLETIN TK079

2015 MCE British Superbike Championship - Round 3

2015 HEL British Motostar Championship

QUALIFYING 1 - SECTOR ANALYSIS

SECTOR 1 = FL to I1, SECTOR 2 = I1 to I2, SECTOR 3 = I2 to FL, DIFF = Difference To Personal Best Lap

7 -	29.051	107.5	54.368	99.4	31.658	102.9	1:55.077	84.21	1.528	13:39:02.267
8 -	29.066	106.3	54.378	100.0	31.528	102.4	1:54.972	84.29	1.423	13:40:57.239
9 -	29.030	106.0	54.011	101.2	31.435	101.0	1:54.476	84.65	0.927	13:42:51.715
10 -	28.921	107.2	53.895	99.4	31.163	102.6	1:53.979 (2)	85.02	0.430	13:44:45.694
11 -	28.861	107.8	53.740	99.8	30.948	103.0	1:53.549 (1)	85.34		13:46:39.243
12 -	28.613	107.7	53.878	100.6	31.642	103.0	1:54.133	84.91	0.584	13:48:33.376
13 -	28.920	106.6	54.111	100.7	30.998	104.0	1:54.029 (3)	84.98	0.480	13:50:27.405

P23	70	Ryan LONGSHAW					Honda - RCD Motorsport				
IDEAL LAP TIME : 1:53.583		BEST LAP TIME : 1:53.583			DIFFERENCE : 0.000						
LAP	SECTOR 1	SECTOR 2		SECTOR 3		LAP TIME	MPH	DIFF	TIME OF DAY		
1 -	OUTLAP	102.7	59.306	99.8	32.439	102.9			13:27:13.518		
2 -	30.114	108.4	57.122	100.6	32.156	103.8	1:59.392	81.17	5.809	13:29:12.910	
3 -	29.250	109.1	56.554	98.5	31.828	103.4	1:57.632	82.38	4.049	13:31:10.542	
4 -	29.618	108.9	55.431	99.5	31.740	102.1	1:56.789	82.98	3.206	13:33:07.331	
5 -	29.268	107.3	54.885	100.1	31.878	102.9	1:56.031	83.52	2.448	13:35:03.362	
6 -	29.119	106.0	54.876	101.0	31.354	103.7	1:55.349	84.01	1.766	13:36:58.711	
7 -	29.214	108.7	58.599	96.9	IN PIT		2:03.002	P	78.78	9.419	13:39:01.713
8 -	OUTLAP	103.2	55.363	100.1	31.671	101.9	3:34.936	45.08	1:41.353	13:42:36.649	
9 -	29.351	106.5	54.652	100.3	31.334	103.5	1:55.337 (3)	84.02	1.754	13:44:31.986	
10 -	29.210	109.2	54.840	100.4	31.379	103.5	1:55.429	83.95	1.846	13:46:27.415	
11 -	28.327	109.6	54.016	100.9	31.240	105.3	1:53.583 (1)	85.32		13:48:20.998	
12 -	28.817	110.3	54.529	100.1	31.310	102.7	1:54.656 (2)	84.52	1.073	13:50:15.654	

P24	87	Jamie EDWARDS					Nykos - Kinpac Racing				
IDEAL LAP TIME : 1:53.929		BEST LAP TIME : 1:54.129			DIFFERENCE : 0.200						
LAP	SECTOR 1	SECTOR 2		SECTOR 3		LAP TIME	MPH	DIFF	TIME OF DAY		
1 -	OUTLAP	107.2	58.168	98.8	33.808	97.9			13:27:13.186		
2 -	29.508	109.1	55.504	101.0	32.075	102.9	1:57.087	82.77	2.958	13:29:10.273	
3 -	28.842	108.4	55.787	98.9	31.911	104.0	1:56.540	83.15	2.411	13:31:06.813	
4 -	28.776	108.4	54.707	100.6	31.553	103.0	1:55.036	84.24	0.907	13:33:01.849	
5 -	28.806	108.2	55.081	95.1	31.703	103.0	1:55.590	83.84	1.461	13:34:57.439	
6 -	28.546	108.4	54.841	100.7	31.466	103.2	1:54.853	84.38	0.724	13:36:52.292	
7 -	28.638	108.0	55.052	100.0	IN PIT		2:02.015	P	79.42	7.886	13:38:54.307
8 -	OUTLAP	106.6	55.476	100.3	31.403	103.0	5:04.918	31.78	3:10.789	13:43:59.225	
9 -	28.226	108.7	54.619	101.0	31.284	103.5	1:54.129 (1)	84.91		13:45:53.354	
10 -	28.026	108.9	54.997	100.9	31.389	102.2	1:54.412 (2)	84.70	0.283	13:47:47.766	
11 -	28.265	108.9	54.673	101.3	31.513	104.2	1:54.451 (3)	84.67	0.322	13:49:42.217	
12 -	28.050	110.0	55.053	98.1	31.642	103.7	1:54.745	84.45	0.616	13:51:36.962	

P25	21 M3	Richard KERR					Honda - Bob Wylie Racing				
IDEAL LAP TIME : 1:53.876		BEST LAP TIME : 1:54.301			DIFFERENCE : 0.425						
LAP	SECTOR 1	SECTOR 2		SECTOR 3		LAP TIME	MPH	DIFF	TIME OF DAY		
1 -	OUTLAP	108.7	58.683	101.0	32.295	105.0			13:27:03.826		
2 -	29.738	112.0	56.214	100.7	31.812	104.8	1:57.764	82.29	3.463	13:29:01.590	
3 -	28.673	110.7	54.326	101.8	31.302	105.3	1:54.301 (1)	84.78		13:30:55.891	
4 -	28.292	108.7	55.360	101.0	31.515	102.4	1:55.167 (3)	84.14	0.866	13:32:51.058	
5 -	28.811	108.2	54.664	100.3	31.258	103.0	1:54.733 (2)	84.46	0.432	13:34:45.791	

P26	2 M3	Joe THOMAS					Honda - Team ILR				
IDEAL LAP TIME : 1:53.163		BEST LAP TIME : 1:54.334			DIFFERENCE : 1.171						
LAP	SECTOR 1	SECTOR 2		SECTOR 3		LAP TIME	MPH	DIFF	TIME OF DAY		
1 -	OUTLAP	108.7	55.888	103.0	31.627	104.6			13:27:01.422		
2 -	28.661	113.1	54.552	101.5	31.121	105.0	1:54.334 (1)	84.76		13:28:55.756	

P27	72	Cameron HORSMAN					Honda - FAB-Racing				
IDEAL LAP TIME : 1:54.598		BEST LAP TIME : 1:54.598			DIFFERENCE : 0.000						
LAP	SECTOR 1	SECTOR 2		SECTOR 3		LAP TIME	MPH	DIFF	TIME OF DAY		
1 -	OUTLAP	97.9	59.596	104.8	33.607	107.0			13:27:17.933		

Weather / Track : Bright / Dry

Oulton Park International
Circuit Length = 2.6920 miles
Start: 13:25 Flag 13:50 End: 13:51

MCRCB BULLETIN TK079

2015 MCE British Superbike Championship - Round 3

2015 HEL British Motostar Championship

QUALIFYING 1 - SECTOR ANALYSIS

SECTOR 1 = FL to I1, SECTOR 2 = I1 to I2, SECTOR 3 = I2 to FL, DIFF = Difference To Personal Best Lap

2 -	30.322	112.5	57.811	104.8	32.892	106.8	2:01.025	80.07	6.427	13:29:18.958	
3 -	29.813	112.2	57.031	103.7	32.686	107.3	1:59.530	81.07	4.932	13:31:18.488	
4 -	29.612	112.2	57.526	104.8	32.616	108.7	1:59.754	80.92	5.156	13:33:18.242	
5 -	29.296	113.3	56.366	98.1	IN PIT		2:06.443	P	76.64	11.845	13:35:24.685
6 -	OUTLAP	108.7	57.221	103.8	32.113	106.5	3:12.345	50.38	1:17.747	13:38:37.030	
7 -	29.330	111.6	56.867	103.8	32.002	106.6	1:58.199	(3)	81.99	3.601	13:40:35.229
8 -	29.246	110.3	56.177	103.2	32.211	106.0	1:57.634	(2)	82.38	3.036	13:42:32.863
9 -	29.537	111.6	57.361	104.8	31.798	105.8	1:58.696	81.64	4.098	13:44:31.559	
10 -	30.124	105.5	57.676	103.5	IN PIT		2:06.482	P	76.62	11.884	13:46:38.041
11 -	OUTLAP	111.8	56.400	103.5	31.872	108.0	2:39.096	60.91	44.498	13:49:17.137	
12 -	28.638	113.5	54.767	105.3	31.193	108.2	1:54.598	(1)	84.56		13:51:11.735

P28	13	M3	Sam BURMAN	Honda - WNT / Burman Racing						
IDEAL LAP TIME : 1:54.445		BEST LAP TIME : 1:54.730		DIFFERENCE : 0.285						

LAP	SECTOR 1	SECTOR 2	SECTOR 3	LAP TIME	MPH	DIFF	TIME OF DAY				
1 -	OUTLAP	110.5	56.860	102.1	32.269	104.8	13:27:00.445				
2 -	29.509	111.6	56.357	101.9	32.335	106.8	1:58.201	81.99	3.471	13:28:58.646	
3 -	29.758	112.7	54.983	101.5	31.620	106.6	1:56.361	83.28	1.631	13:30:55.007	
4 -	29.366	111.8	55.823	103.0	31.608	106.6	1:56.797	82.97	2.067	13:32:51.804	
5 -	29.165	111.6	54.650	102.1	31.591	106.0	1:55.406	83.97	0.676	13:34:47.210	
6 -	28.742	111.6	59.784	99.1	32.607	105.1	2:01.133	80.00	6.403	13:36:48.343	
7 -	29.204	110.5	54.630	102.1	31.362	106.0	1:55.196	84.12	0.466	13:38:43.539	
8 -	28.906	111.6	54.365	101.5	31.459	105.6	1:54.730	(1)	84.47		13:40:38.269
9 -	29.876	109.6	54.442	101.5	31.599	104.8	1:55.917	83.60	1.187	13:42:34.186	
10 -	29.071	111.1	55.894	101.6	31.511	105.3	1:56.476	83.20	1.746	13:44:30.662	
11 -	28.947	111.4	54.477	102.2	31.756	105.8	1:55.180	84.14	0.450	13:46:25.842	
12 -	28.924	111.8	54.587	101.9	31.338	105.8	1:54.849	(2)	84.38	0.119	13:48:20.691
13 -	28.872	112.0	54.482	101.5	31.763	105.0	1:55.117	(3)	84.18	0.387	13:50:15.808

P29	98	M3	Tomas DE VRIES	Honda - DAT Racing						
IDEAL LAP TIME : 1:54.744		BEST LAP TIME : 1:54.799		DIFFERENCE : 0.055						

LAP	SECTOR 1	SECTOR 2	SECTOR 3	LAP TIME	MPH	DIFF	TIME OF DAY				
1 -	OUTLAP	108.4	57.735	101.8	32.556	104.8	13:27:04.744				
2 -	29.053	112.5	56.266	101.6	31.933	104.3	1:57.252	82.65	2.453	13:29:01.996	
3 -	28.856	110.1	54.876	100.9	31.395	107.0	1:55.127	(2)	84.17	0.328	13:30:57.123
4 -	28.569	110.3	54.918	101.8	31.312	106.3	1:54.799	(1)	84.41		13:32:51.922
5 -	29.231	110.7	54.863	100.3	31.451	104.6	1:55.545	(3)	83.87	0.746	13:34:47.467
6 -	29.306	100.7	55.886	100.1	31.357	104.0	1:56.549	83.15	1.750	13:36:44.016	
7 -	29.131	108.5	55.302	100.3	31.604	102.2	1:56.037	83.51	1.238	13:38:40.053	
8 -	29.119	108.2	55.452	98.9	IN PIT		2:04.687	P	77.72	9.888	13:40:44.740

P30	4	Louis VALLELEY	KTM - CM Racing							
IDEAL LAP TIME : 1:54.505		BEST LAP TIME : 1:54.913		DIFFERENCE : 0.408						

LAP	SECTOR 1	SECTOR 2	SECTOR 3	LAP TIME	MPH	DIFF	TIME OF DAY				
1 -	OUTLAP	96.1	1:01.440	93.9	34.675	95.8	13:27:18.913				
2 -	30.847	101.0	58.078	95.7	32.842	100.1	2:01.767	79.58	6.854	13:29:20.680	
3 -	29.928	103.2	56.935	95.1	32.358	100.6	1:59.221	81.28	4.308	13:31:19.901	
4 -	29.933	104.0	57.767	97.2	IN PIT		2:05.670	P	77.11	10.757	13:33:25.571
5 -	OUTLAP	103.5	56.980	97.9	32.045	99.4	3:32.938	45.51	1:38.025	13:36:58.509	
6 -	29.286	103.0	56.752	96.9	31.807	99.7	1:57.845	82.23	2.932	13:38:56.354	
7 -	28.953	104.5	55.213	97.1	31.615	100.3	1:55.781	83.70	0.868	13:40:52.135	
8 -	28.880	105.3	54.777	98.6	31.561	99.8	1:55.218	(3)	84.11	0.305	13:42:47.353
9 -	28.801	104.3	54.559	97.5	31.651	100.0	1:55.011	(2)	84.26	0.098	13:44:42.364
10 -	29.221	100.4	54.837	98.2	31.448	100.7	1:55.506	83.90	0.593	13:46:37.870	
11 -	28.792	102.9	54.854	97.3	32.224	100.6	1:55.870	83.63	0.957	13:48:33.740	
12 -	28.796	106.5	54.963	97.9	31.154	101.5	1:54.913	(1)	84.33		13:50:28.653

P31	11	Stephen CAMPBELL	Honda - Campbell Racing							
IDEAL LAP TIME : 1:55.527		BEST LAP TIME : 1:55.958		DIFFERENCE : 0.431						

LAP	SECTOR 1	SECTOR 2	SECTOR 3	LAP TIME	MPH	DIFF	TIME OF DAY
-----	----------	----------	----------	----------	-----	------	-------------

Weather / Track : Bright / Dry

Oulton Park International
Circuit Length = 2.6920 miles
Start: 13:25 Flag 13:50 End: 13:51

MCRCB BULLETIN TK079

2015 MCE British Superbike Championship - Round 3

2015 HEL British Motostar Championship

QUALIFYING 1 - SECTOR ANALYSIS

SECTOR 1 = FL to I1, SECTOR 2 = I1 to I2, SECTOR 3 = I2 to FL, DIFF = Difference To Personal Best Lap

1 -	OUTLAP	103.4	59.565	98.9	33.288	99.2					13:27:20.945
2 -	29.820	107.7	56.117	99.5	32.429	99.7	1:58.366	81.87	2.408		13:29:19.311
3 -	29.842	107.7	55.594	97.6	31.943	101.2	1:57.379	82.56	1.421		13:31:16.690
4 -	29.086	108.9	55.739	98.5	32.989	97.1	1:57.814	82.25	1.856		13:33:14.504
5 -	29.335	107.3	55.067	98.3	32.170	98.3	1:56.572 (2)	83.13	0.614		13:35:11.076
6 -	29.344	106.5	56.744	97.8	IN PIT		2:04.358 P	77.93	8.400		13:37:15.434
7 -	OUTLAP	104.5	57.273	98.2	32.563	98.2	4:37.155	34.96	2:41.197		13:41:52.589
8 -	29.976	107.0	55.883	98.2	IN PIT		2:04.743 P	77.69	8.785		13:43:57.332
9 -	OUTLAP	102.1	58.164	96.9	32.567	99.5	3:36.102	44.84	1:40.144		13:47:33.434
10 -	29.352	106.8	55.356	96.5	32.131	100.4	1:56.839 (3)	82.94	0.881		13:49:30.273
11 -	29.322	107.3	55.262	99.2	31.374	101.9	1:55.958 (1)	83.57			13:51:26.231

P32 17 Wesley JONKER		Luyten Honda - Racing Family										
IDEAL LAP TIME : 1:55.861		BEST LAP TIME : 1:56.041				DIFFERENCE : 0.180						
LAP	SECTOR 1	SECTOR 2	SECTOR 3	LAP TIME	MPH	DIFF	TIME OF DAY					
1 -	OUTLAP	104.8	1:00.374	100.3	32.798	100.9						13:27:13.045
2 -	30.213	110.0	56.683	100.0	IN PIT		2:06.681 P	76.50	10.640			13:29:19.726
3 -	OUTLAP	107.2	56.813	90.0	34.442	100.7	2:30.418	64.42	34.377			13:31:50.144
4 -	30.115	107.5	56.895	101.0	32.248	103.8	1:59.258	81.26	3.217			13:33:49.402
5 -	29.663	108.5	55.921	100.6	32.340	104.6	1:57.924	82.18	1.883			13:35:47.326
6 -	29.422	109.4	55.853	100.4	32.136	102.7	1:57.411	82.54	1.370			13:37:44.737
7 -	29.614	107.8	55.551	100.1	32.253	103.0	1:57.418	82.53	1.377			13:39:42.155
8 -	30.221	106.6	56.682	101.3	31.924	103.8	1:58.827	81.55	2.786			13:41:40.982
9 -	29.464	108.4	55.452	100.3	32.115	102.7	1:57.031 (3)	82.80	0.990			13:43:38.013
10 -	29.339	107.2	55.520	100.6	31.997	104.5	1:56.856 (2)	82.93	0.815			13:45:34.869
11 -	29.112	107.7	57.178	101.5	32.218	102.7	1:58.508	81.77	2.467			13:47:33.377
12 -	29.094	108.9	56.242	100.6	31.939	104.2	1:57.275	82.63	1.234			13:49:30.652
13 -	29.274	110.0	55.404	101.3	31.363	104.5	1:56.041 (1)	83.51				13:51:26.693

P33 24 Tasia RODINK		Honda - Promemo Racing										
IDEAL LAP TIME : 1:56.327		BEST LAP TIME : 1:56.706				DIFFERENCE : 0.379						
LAP	SECTOR 1	SECTOR 2	SECTOR 3	LAP TIME	MPH	DIFF	TIME OF DAY					
1 -	OUTLAP	103.8	1:01.618	98.1	33.432	102.7						13:27:15.178
2 -	30.662	106.6	57.714	99.1	32.316	102.2	2:00.692	80.29	3.986			13:29:15.870
3 -	29.765	107.8	56.977	96.8	33.239	102.6	1:59.981	80.77	3.275			13:31:15.851
4 -	29.776	107.2	56.686	99.5	32.315	100.0	1:58.777	81.59	2.071			13:33:14.628
5 -	30.521	105.6	56.988	97.9	IN PIT		2:07.036 P	76.28	10.330			13:35:21.664
6 -	OUTLAP	105.1	57.113	97.9	33.157	98.3	4:44.666	34.04	2:47.960			13:40:06.330
7 -	30.566	102.1	57.585	99.7	31.847	101.5	1:59.998	80.76	3.292			13:42:06.328
8 -	29.337	108.0	56.044	99.2	32.332	101.0	1:57.713	82.32	1.007			13:44:04.041
9 -	29.403	107.3	56.143	99.1	31.928	101.6	1:57.474	82.49	0.768			13:46:01.515
10 -	28.888	107.8	55.713	98.6	32.208	100.9	1:56.809 (3)	82.96	0.103			13:47:58.324
11 -	29.178	107.5	55.608	98.6	31.920	102.7	1:56.706 (1)	83.04				13:49:55.030
12 -	29.043	108.0	55.910	98.5	31.831	101.5	1:56.784 (2)	82.98	0.078			13:51:51.814

P34 7 Jamie ASHBY		Honda - SP125 / JPA Racing										
IDEAL LAP TIME : 1:56.976		BEST LAP TIME : 1:57.000				DIFFERENCE : 0.024						
LAP	SECTOR 1	SECTOR 2	SECTOR 3	LAP TIME	MPH	DIFF	TIME OF DAY					
1 -	OUTLAP	105.8	59.681	100.0	33.453	102.6						13:27:32.432
2 -	30.743	108.0	57.500	98.8	33.049	102.4	2:01.292	79.90	4.292			13:29:33.724
3 -	30.124	107.7	57.092	98.9	32.355	102.7	1:59.571	81.05	2.571			13:31:33.295
4 -	29.949	107.8	56.731	100.0	32.193	103.0	1:58.873	81.52	1.873			13:33:32.168
5 -	29.565	108.0	56.358	100.7	32.256	103.0	1:58.179	82.00	1.179			13:35:30.347
6 -	29.677	107.8	56.344	99.4	32.250	103.0	1:58.271	81.94	1.271			13:37:28.618
7 -	29.520	107.8	56.113	100.1	32.040	103.4	1:57.673	82.35	0.673			13:39:26.291
8 -	29.580	107.3	56.022	100.0	32.071	102.7	1:57.673	82.35	0.673			13:41:23.964
9 -	29.641	107.2	56.178	100.0	31.987	102.1	1:57.806	82.26	0.806			13:43:21.770
10 -	29.589	107.5	56.011	99.4	32.143	102.1	1:57.743	82.30	0.743			13:45:19.513
11 -	29.423	108.2	55.927	100.1	32.005	103.2	1:57.355 (2)	82.58	0.355			13:47:16.868
12 -	29.390	107.3	55.784	99.8	31.826	102.9	1:57.000 (1)	82.83				13:49:13.868
13 -	29.366	107.3	56.182	100.1	32.076	103.7	1:57.624 (3)	82.39	0.624			13:51:11.492

Weather / Track : Bright / Dry

Oulton Park International
Circuit Length = 2.6920 miles
Start: 13:25 Flag 13:50 End: 13:51

MCRCB BULLETIN TK080**2015 MCE British Superbike Championship - Round 3****2015 HEL British Motostar Championship****QUALIFYING 1 - BEST SPEEDS**

POS	INTERMEDIATE 1			INTERMEDIATE 2			FINISH LINE		
	NO	NAME	MPH	NO	NAME	MPH	NO	NAME	MPH
1	6	TAYLOR	119.1	6	TAYLOR	110.1	6	TAYLOR	112.7
2	77	PERSSON	117.7	95	DEROUE	108.0	95	DEROUE	112.0
3	52	BOERBOOM	117.3	77	PERSSON	107.7	52	BOERBOOM	111.2
4	95	DEROUE	117.3	47	ARCHER	107.5	26	SAEZ	111.1
5	47	ARCHER	116.9	52	BOERBOOM	107.3	47	ARCHER	110.5
6	64	DURHAM	116.9	64	DURHAM	106.5	77	PERSSON	110.5
7	86	NESBITT	116.1	71	BEINLICH	106.5	71	BEINLICH	109.4
8	26	SAEZ	115.9	26	SAEZ	106.3	64	DURHAM	109.2
9	27	POLDEN	115.5	86	NESBITT	106.3	20	MARKLUND	109.1
10	35	LODGE	115.5	27	POLDEN	106.0	35	LODGE	109.1
11	20	MARKLUND	115.3	35	LODGE	106.0	86	NESBITT	108.9
12	42	SLOOTEN	114.9	42	SLOOTEN	105.5	72	HORSMAN	108.7
13	71	BEINLICH	114.9	20	MARKLUND	105.3	42	SLOOTEN	108.5
14	1	RENDELL	113.7	72	HORSMAN	105.3	62	VAN DER VALK	107.8
15	72	HORSMAN	113.5	44	BEST	104.3	27	POLDEN	107.7
16	2	THOMAS	113.1	62	VAN DER VALK	104.3	25	BROUWERS	107.0
17	74	THOMPSON	112.9	1	RENDELL	103.7	44	BEST	107.0
18	13	BURMAN	112.7	74	THOMPSON	103.4	98	DE VRIES	107.0
19	25	BROUWERS	112.5	2	THOMAS	103.0	1	RENDELL	106.8
20	98	DE VRIES	112.5	3	CLAYTON	103.0	3	CLAYTON	106.8
21	44	BEST	112.2	13	BURMAN	103.0	13	BURMAN	106.8
22	21	KERR	112.0	25	BROUWERS	103.0	74	THOMPSON	106.5
23	62	VAN DER VALK	111.8	65	OWENS	102.4	16	SAWFORD	105.3
24	3	CLAYTON	111.4	34	DELVES	101.9	21	KERR	105.3
25	16	SAWFORD	111.1	16	SAWFORD	101.8	70	LONGSHAW	105.3
26	65	OWENS	110.7	21	KERR	101.8	2	THOMAS	105.0
27	70	LONGSHAW	110.3	98	DE VRIES	101.8	34	DELVES	105.0
28	17	JONKER	110.0	17	JONKER	101.5	17	JONKER	104.6
29	87	EDWARDS	110.0	87	EDWARDS	101.3	65	OWENS	104.5
30	34	DELVES	109.8	70	LONGSHAW	101.0	87	EDWARDS	104.2
31	11	CAMPBELL	108.9	7	ASHBY	100.7	7	ASHBY	103.7
32	7	ASHBY	108.2	24	RODINK	99.7	24	RODINK	102.7
33	24	RODINK	108.0	11	CAMPBELL	99.5	11	CAMPBELL	101.9
34	4	VALLELEY	106.5	4	VALLELEY	98.6	4	VALLELEY	101.5

Weather / Track : Bright / Dry

Results can be found at www.tsl-timing.comOulton Park International
Circuit Length = 2.6920 miles
Start: 13:25 Flag 13:50 End: 13:51

Printed - 13:53 Sunday, 03 May 2015

MCRCB BULLETIN TK081**2015 MCE British Superbike Championship - Round 3****2015 HEL British Motostar Championship****QUALIFYING 1 - BEST SECTORS**

SECTOR 1			SECTOR 2			SECTOR 3			IDEAL / BEST COMPARISON						
POS	NO	NAME	TIME	NO	NAME	TIME	NO	NAME	TIME	POS	NO	NAME	IDEAL	BEST	DIFF
													PERFECT LAP	1:46.308	
1	6	TAYLOR	26.702	6	TAYLOR	50.442	6	TAYLOR	29.164	1	6	TAYLOR	1:46.308	1:46.361	0.053
2	77	PERSSON	26.958	1	RENDELL	50.696	77	PERSSON	29.682	2	1	RENDELL	1:47.591	1:47.734	0.143
3	95	DEROUE	27.012	95	DEROUE	51.333	47	ARCHER	29.689	3	77	PERSSON	1:48.036	1:48.519	0.483
4	1	RENDELL	27.088	77	PERSSON	51.396	86	NESBITT	29.729	4	95	DEROUE	1:48.153	1:48.485	0.332
5	52	BOERBOOM	27.116	52	BOERBOOM	51.491	1	RENDELL	29.807	5	52	BOERBOOM	1:48.525	1:49.054	0.529
6	86	NESBITT	27.116	26	SAEZ	51.560	95	DEROUE	29.808	6	47	ARCHER	1:48.610	1:48.944	0.334
7	26	SAEZ	27.179	47	ARCHER	51.735	26	SAEZ	29.901	7	26	SAEZ	1:48.640	1:48.811	0.171
8	47	ARCHER	27.186	71	BEINLICH	51.891	52	BOERBOOM	29.918	8	86	NESBITT	1:48.801	1:49.189	0.388
9	35	LODGE	27.361	35	LODGE	51.904	35	LODGE	30.103	9	35	LODGE	1:49.368	1:50.023	0.655
10	65	OWENS	27.377	65	OWENS	51.927	62	VAN DER VALK	30.290	10	65	OWENS	1:49.653	1:50.185	0.532
11	20	MARKLUND	27.471	86	NESBITT	51.956	20	MARKLUND	30.313	11	71	BEINLICH	1:49.841	1:50.014	0.173
12	71	BEINLICH	27.630	20	MARKLUND	52.245	71	BEINLICH	30.320	12	20	MARKLUND	1:50.029	1:50.268	0.239
13	42	SLOOTEN	27.640	64	DURHAM	52.343	65	OWENS	30.349	13	64	DURHAM	1:50.460	1:51.133	0.673
14	64	DURHAM	27.730	62	VAN DER VALK	52.513	64	DURHAM	30.387	14	42	SLOOTEN	1:50.631	1:50.833	0.202
15	25	BROUWERS	27.821	42	SLOOTEN	52.586	42	SLOOTEN	30.405	15	62	VAN DER VALK	1:50.683	1:50.683	0.000
16	62	VAN DER VALK	27.880	25	BROUWERS	52.604	25	BROUWERS	30.408	16	25	BROUWERS	1:50.833	1:50.920	0.087
17	27	POLDEN	27.904	27	POLDEN	52.892	27	POLDEN	30.574	17	27	POLDEN	1:51.370	1:51.370	0.000
18	87	EDWARDS	28.026	16	SAWFORD	53.213	16	SAWFORD	30.736	18	16	SAWFORD	1:52.149	1:52.398	0.249
19	74	THOMPSON	28.118	74	THOMPSON	53.471	3	CLAYTON	30.924	19	74	THOMPSON	1:52.633	1:52.760	0.127
20	44	BEST	28.132	44	BEST	53.526	34	DELVES	30.948	20	44	BEST	1:52.738	1:52.919	0.181
21	16	SAWFORD	28.200	34	DELVES	53.740	74	THOMPSON	31.044	21	3	CLAYTON	1:53.023	1:53.342	0.319
22	2	THOMAS	28.266	2	THOMAS	53.776	44	BEST	31.080	22	2	THOMAS	1:53.163	1:54.334	1.171
23	3	CLAYTON	28.270	3	CLAYTON	53.829	2	THOMAS	31.121	23	34	DELVES	1:53.301	1:53.549	0.248
24	21	KERR	28.292	70	LONGSHAW	54.016	4	VALLELEY	31.154	24	70	LONGSHAW	1:53.583	1:53.583	0.000
25	70	LONGSHAW	28.327	21	KERR	54.326	72	HORSMAN	31.193	25	21	KERR	1:53.876	1:54.301	0.425
26	98	DE VRIES	28.569	13	BURMAN	54.365	70	LONGSHAW	31.240	26	87	EDWARDS	1:53.929	1:54.129	0.200
27	34	DELVES	28.613	4	VALLELEY	54.559	21	KERR	31.258	27	13	BURMAN	1:54.445	1:54.730	0.285
28	72	HORSMAN	28.638	87	EDWARDS	54.619	87	EDWARDS	31.284	28	4	VALLELEY	1:54.505	1:54.913	0.408
29	13	BURMAN	28.742	72	HORSMAN	54.767	98	DE VRIES	31.312	29	72	HORSMAN	1:54.598	1:54.598	0.000
30	4	VALLELEY	28.792	98	DE VRIES	54.863	13	BURMAN	31.338	30	98	DE VRIES	1:54.744	1:54.799	0.055
31	24	RODINK	28.888	11	CAMPBELL	55.067	17	JONKER	31.363	31	11	CAMPBELL	1:55.527	1:55.958	0.431
32	11	CAMPBELL	29.086	17	JONKER	55.404	11	CAMPBELL	31.374	32	17	JONKER	1:55.861	1:56.041	0.180
33	17	JONKER	29.094	24	RODINK	55.608	7	ASHBY	31.826	33	24	RODINK	1:56.327	1:56.706	0.379
34	7	ASHBY	29.366	7	ASHBY	55.784	24	RODINK	31.831	34	7	ASHBY	1:56.976	1:57.000	0.024

Weather / Track : Bright / Dry

Oulton Park International
Circuit Length = 2.6920 miles
Start: 13:25 Flag 13:50 End: 13:51

Results can be found at www.tsl-timing.com

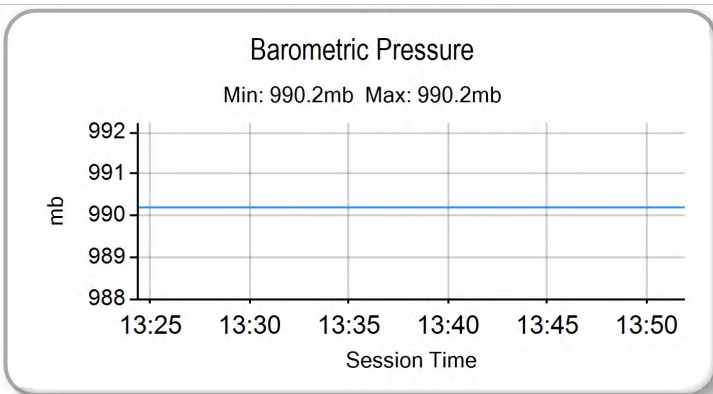
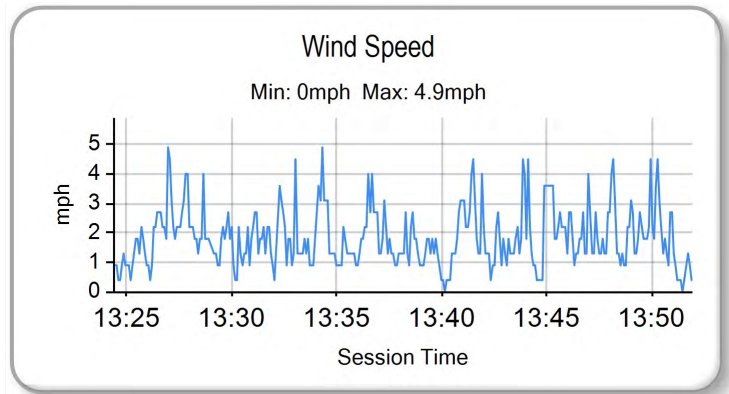
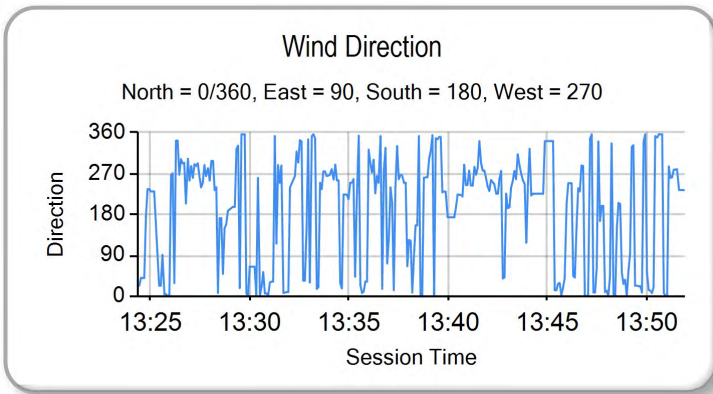
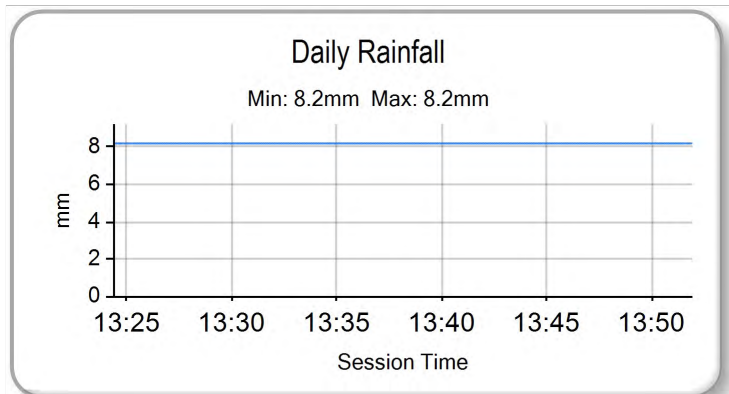
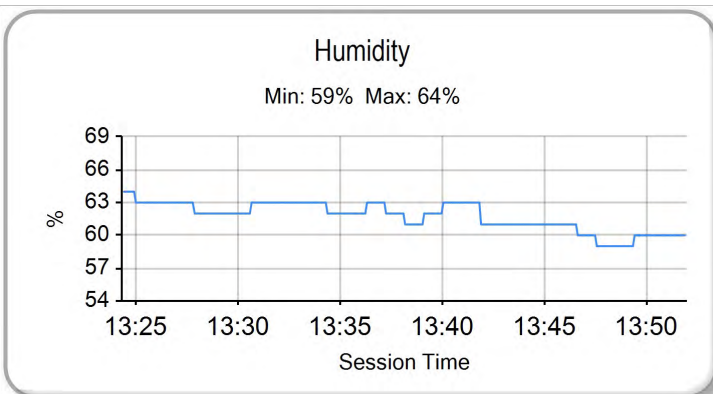
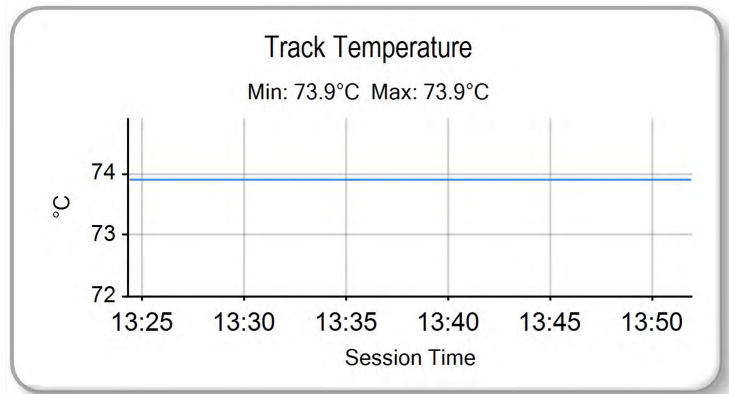
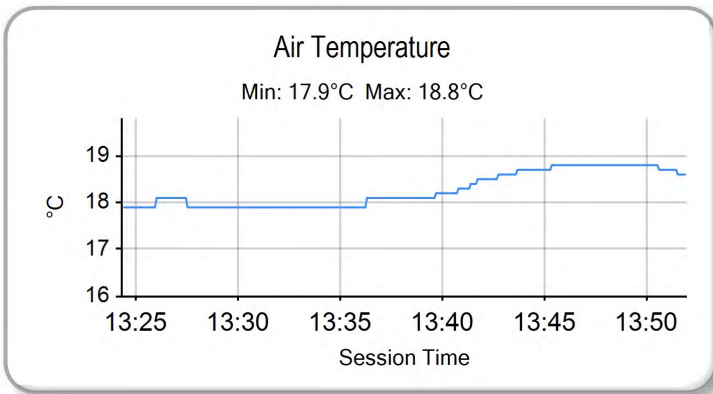
Printed - 13:53 Sunday, 03 May 2015

MCRCB BULLETIN TK082

2015 MCE British Superbike Championship - Round 3

2015 HEL British Motostar Championship

QUALIFYING 1 - WEATHER CONDITIONS



Weather / Track : Bright / Dry

Results can be found at www.tsl-timing.com

Oulton Park International
Circuit Length = 2.6920 miles
Start: 13:25 Flag 13:50 End: 13:51

Printed - 13:52 Sunday, 03 May 2015



POS	NO	CL	PIC NAME	ENTRY	FIRST		SECOND		GAP	DIFF
					TIME	LAPS	TIME	LAPS		
1	6	M3	1 Taz TAYLOR	KTM - RS Racing	1:46.361	12	1:45.873	14		
2	1	M3	2 Edward RENDELL	Honda - Banks Racing	1:47.734	12	1:46.550	12	0.677	0.677
3	95	M3	3 Scott DEROUE	KTM - Redline KTM	1:48.485	14	1:47.426	12	1.553	0.876
4	77	M3	4 Alex PERSSON	Kalex KTM - PWR / FPW Racing	1:48.519	13	1:47.700	12	1.827	0.274
5	26	M3	5 Dani SAEZ	Repli-Cast Moto 3 - Repli-Cast - Armstrong	1:48.811	13	1:47.731	13	1.858	0.031
6	27	M3	6 Georgina POLDEN	KTM - RS Racing	1:51.370	11	1:48.325	12	2.452	0.594
7	35	M3	7 Elliot LODGE	Honda - Essential Team Racing / SP125	1:50.023	13	1:48.829	14	2.956	0.504
8	47	M3	8 Jake ARCHER	Honda - RS Racing	1:48.944	14	1:48.873	13	3.000	0.044
9	52	M3	9 Jorel BOERBOOM	Kalex KTM - FPW Racing	1:49.054	9	1:49.569	13	3.181	0.181
10	86	M3	10 Charlie NESBITT	Repli-Cast Moto 3 - Repli-Cast UK	1:49.189	14	1:49.088	14	3.215	0.034
11	71	M3	11 Christoph BEINLICH	Honda - Beinlich Racing Team	1:50.014	13	1:50.002	13	4.129	0.914
12	20	M3	12 Joel MARKLUND	Honda - Marklund Solutions	1:50.268	14	1:50.099	13	4.226	0.097
13	65		1 Josh OWENS	Honda - JPL Racing	1:50.185	13	1:51.060	6	4.312	0.086
14	62	M3	13 Vasco VAN DER VALK	Honda - Team ILR / Vasco62.nl	1:50.683	14	1:50.224	14	4.351	0.039
15	42	M3	14 Brian SLOOTEN	Honda - Bakker Frames Holland	1:50.833	13	1:50.299	14	4.426	0.075
16	25	M3	15 Mike BROUWERS	Honda - Joma / Brouwersracingteam	1:50.920	13	1:50.698	12	4.825	0.399
17	64	M3	16 Asher DURHAM	KTM - Redline KTM / Total Hire & Sales	1:51.133	14	1:50.779	14	4.906	0.081
18	21	M3	17 Richard KERR	Honda - Bob Wylie Racing	1:54.301	5	1:51.440	14	5.567	0.661
19	74	M3	18 Joseph THOMPSON	Repli-Cast Moto 3 - Repli-Cast UK	1:52.760	13	1:51.491	14	5.618	0.051
20	3		2 Mark CLAYTON	Honda - SP125 / Refined Recruitment	1:53.342	13	1:51.561	13	5.688	0.070
21	44	M3	19 Edmund BEST	Honda - SymCirrus Motorsport	1:52.919	13	1:51.851	13	5.978	0.290
22	4		3 Louis VALLELEY	KTM - CM Racing	1:54.913	12	1:52.258	11	6.385	0.407
23	16		4 Andrew SAWFORD	Aprilia - Si Neots Motorcycle Co Ltd	1:52.398	12	1:52.325	12	6.452	0.067
24	34		5 Liam DELVES	Honda - Crucials Sauce / Banks Racing	1:53.549	13	1:52.331	13	6.458	0.006
25	70		6 Ryan LONGSHAW	Honda - RCD Motorsport	1:53.583	12	1:52.387	13	6.514	0.056
26	87		7 Jamie EDWARDS	Nykos - Kinpac Racing	1:54.129	12	1:52.678	12	6.805	0.291
27	17		8 Wesley JONKER	Luyten Honda - Racing Family	1:56.041	13	1:53.309	13	7.436	0.631
28	13	M3	20 Sam BURMAN	Honda - WNT / Burman Racing	1:54.730	13	1:53.794	13	7.921	0.485
29	11		9 Stephen CAMPBELL	Honda - Campbell Racing	1:55.958	11	1:54.206	12	8.333	0.412
30	2	M3	21 Joe THOMAS	Honda - Team ILR	1:54.334	2		0	8.461	0.128
31	72		10 Cameron HORSMAN	Honda - FAB-Racing	1:54.598	12	1:55.011	13	8.725	0.264
32	98	M3	22 Tomas DE VRIES	Honda - DAT Racing	1:54.799	8		0	8.926	0.201
33	7		11 Jamie ASHBY	Honda - SP125 / JPA Racing	1:57.000	13	1:55.582	13	9.709	0.783
34	24		12 Tasia RODINK	Honda - Promemo Racing	1:56.706	12	1:55.992	10	10.119	0.410

Weather / Track : Bright / Dry

These results are provisional until the conclusion of any judicial and technical matters.

Oulton Park International
 Circuit Length = 2.6920 miles
 Start: 16:15 Flag 16:40 End: 16:42

Race Director :	Stewards :	Timekeeper :
-----------------	------------	--------------

Results can be found at www.britishsuperbike.com

Printed - 16:44 Sunday, 03 May 2015





POS	NO	CL	PIC NAME	ENTRY	TIME	ON	LAPS	GAP	DIFF	MPH
1	6	M3	1 Taz TAYLOR	KTM - RS Racing	1:45.873	9	14			91.53
2	1	M3	2 Edward RENDELL	Honda - Banks Racing	1:46.550	10	12	0.677	0.677	90.95
3	95	M3	3 Scott DEROUE	KTM - Redline KTM	1:47.426	12	12	1.553	0.876	90.21
4	77	M3	4 Alex PERSSON	Kalex KTM - PWR / FPW Racing	1:47.700	6	12	1.827	0.274	89.98
5	26	M3	5 Dani SAEZ	Repli-Cast Moto 3 - Repli-Cast - Armstrong	1:47.731	12	13	1.858	0.031	89.95
6	27	M3	6 Georgina POLDEN	KTM - RS Racing	1:48.325	9	12	2.452	0.594	89.46
7	35	M3	7 Elliot LODGE	Honda - Essential Team Racing / SP125	1:48.829	14	14	2.956	0.504	89.05
8	47	M3	8 Jake ARCHER	Honda - RS Racing	1:48.873	13	13	3.000	0.044	89.01
9	86	M3	9 Charlie NESBITT	Repli-Cast Moto 3 - Repli-Cast UK	1:49.088	3	14	3.215	0.215	88.83
10	52	M3	10 Jorel BOERBOOM	Kalex KTM - FPW Racing	1:49.569	13	13	3.696	0.481	88.44
11	71	M3	11 Christoph BEINLICH	Honda - Beinlich Racing Team	1:50.002	11	13	4.129	0.433	88.10
12	20	M3	12 Joel MARKLUND	Honda - Marklund Solutions	1:50.099	10	13	4.226	0.097	88.02
13	62	M3	13 Vasco VAN DER VALK	Honda - Team ILR / Vasco62.nl	1:50.224	6	14	4.351	0.125	87.92
14	42	M3	14 Brian SLOOTEN	Honda - Bakker Frames Holland	1:50.299	6	14	4.426	0.075	87.86
15	25	M3	15 Mike BROUWERS	Honda - Joma / Brouwersracingteam	1:50.698	7	12	4.825	0.399	87.54
16	64	M3	16 Asher DURHAM	KTM - Redline KTM / Total Hire & Sales	1:50.779	11	14	4.906	0.081	87.48
17	65		1 Josh OWENS	Honda - JPL Racing	1:51.060	3	6	5.187	0.281	87.26
18	21	M3	17 Richard KERR	Honda - Bob Wylie Racing	1:51.440	14	14	5.567	0.380	86.96
19	74	M3	18 Joseph THOMPSON	Repli-Cast Moto 3 - Repli-Cast UK	1:51.491	12	14	5.618	0.051	86.92
20	3		2 Mark CLAYTON	Honda - SP125 / Refined Recruitment	1:51.561	10	13	5.688	0.070	86.86
21	44	M3	19 Edmund BEST	Honda - SymCirrus Motorsport	1:51.851	13	13	5.978	0.290	86.64
22	4		3 Louis VALLELEY	KTM - CM Racing	1:52.258	7	11	6.385	0.407	86.33
23	16		4 Andrew SAWFORD	Aprilia - St Neots Motorcycle Co Ltd	1:52.325	9	12	6.452	0.067	86.27
24	34		5 Liam DELVES	Honda - Crucials Sauce / Banks Racing	1:52.331	6	13	6.458	0.006	86.27
25	70		6 Ryan LONGSHAW	Honda - RCD Motorsport	1:52.387	7	13	6.514	0.056	86.23
26	87		7 Jamie EDWARDS	Nykos - Kinpac Racing	1:52.678	9	12	6.805	0.291	86.00
27	17		8 Wesley JONKER	Luyten Honda - Racing Family	1:53.309	11	13	7.436	0.631	85.52
28	13	M3	20 Sam BURMAN	Honda - WNT / Burman Racing	1:53.794	11	13	7.921	0.485	85.16
29	11		9 Stephen CAMPBELL	Honda - Campbell Racing	1:54.206	5	12	8.333	0.412	84.85
30	72		10 Cameron HORSMAN	Honda - FAB-Racing	1:55.011	3	13	9.138	0.805	84.26
31	7		11 Jamie ASHBY	Honda - SP125 / JPA Racing	1:55.582	10	13	9.709	0.571	83.84
32	24		12 Tasia RODINK	Honda - Promemo Racing	1:55.992	6	10	10.119	0.410	83.55

QUALIFYING LAPTIME (110.0% of 1:45.873) = 1:56.460

Weather / Track : Bright / Dry

These results are provisional until the conclusion of any judicial and technical matters.

Oulton Park International
Circuit Length = 2.6920 miles
Start: 16:15 Flag 16:40 End: 16:42

Race Director :	Stewards :	Timekeeper :
-----------------	------------	--------------

Results can be found at www.britishsuperbike.com

Printed - 16:42 Sunday, 03 May 2015



MCRCB BULLETIN TK115

2015 MCE British Superbike Championship - Round 3

2015 HEL British Motostar Championship

QUALIFYING 2 - SECTOR ANALYSIS

SECTOR 1 = FL to I1, SECTOR 2 = I1 to I2, SECTOR 3 = I2 to FL, DIFF = Difference To Personal Best Lap

P1 6 M3 Taz TAYLOR							KTM - RS Racing			
IDEAL LAP TIME : 1:45.757		BEST LAP TIME : 1:45.873			DIFFERENCE : 0.116					
LAP	SECTOR 1	SECTOR 2	SECTOR 3	LAP TIME	MPH	DIFF	TIME OF DAY			
1 -	OUTLAP	116.1	52.036	108.5	29.571	111.6		16:16:54.190		
2 -	26.959	118.3	50.837	108.9	29.282	112.0	1:47.078	90.50	1.205	16:18:41.268
3 -	26.864	118.1	50.236	108.4	29.144	111.1	1:46.244 (3)	91.21	0.371	16:20:27.512
4 -	26.795	117.7	50.376	107.8	29.166	112.7	1:46.337	91.13	0.464	16:22:13.849
5 -	26.837	118.9	50.320	108.4	29.106	112.5	1:46.263	91.20	0.390	16:24:00.112
6 -	26.630	118.9	50.497	108.0	28.981	112.5	1:46.108 (2)	91.33	0.235	16:25:46.220
7 -	27.097	118.1	51.917	107.3	29.459	112.4	1:48.473	89.34	2.600	16:27:34.693
8 -	26.759	118.9	50.490	110.0	29.006	112.2	1:46.255	91.20	0.382	16:29:20.948
9 -	26.746	119.4	50.213	109.4	28.914	112.2	1:45.873 (1)	91.53		16:31:06.821
10 -	27.408	113.5	57.381	83.1	35.617	110.0	2:00.406	80.48	14.533	16:33:07.227
11 -	27.548	117.5	51.409	108.9	29.135	111.6	1:48.092	89.65	2.219	16:34:55.319
12 -	26.692	119.6	50.418	109.6	30.026	110.1	1:47.136	90.45	1.263	16:36:42.455
13 -	29.619	106.0	56.691	72.3	IN PIT		2:10.612 P	74.19	24.739	16:38:53.067
14 -	OUTLAP	118.1	51.122	109.4	29.378	112.5	1:57.842	82.23	11.969	16:40:50.909

P2 1 M3 Edward RENDELL							Honda - Banks Racing			
IDEAL LAP TIME : 1:46.231		BEST LAP TIME : 1:46.550			DIFFERENCE : 0.319					
LAP	SECTOR 1	SECTOR 2	SECTOR 3	LAP TIME	MPH	DIFF	TIME OF DAY			
1 -	OUTLAP	109.1	53.914	101.5	30.580	106.1				16:17:37.100
2 -	27.568	111.4	51.553	102.4	29.893	107.2	1:49.014	88.89	2.464	16:19:26.114
3 -	27.490	111.8	51.090	102.7	29.681	107.5	1:48.261	89.51	1.711	16:21:14.375
4 -	26.978	112.9	51.381	104.3	29.742	107.3	1:48.101	89.65	1.551	16:23:02.476
5 -	27.347	112.9	51.765	100.1	IN PIT		1:54.295 P	84.79	7.745	16:24:56.771
6 -	OUTLAP	109.8	51.171	103.5	29.584	106.8	4:13.670	38.20	2:27.120	16:29:10.441
7 -	27.242	112.4	50.741	103.2	29.478	106.3	1:47.461 (2)	90.18	0.911	16:30:57.902
8 -	26.881	111.4	51.274	102.9	29.440	107.5	1:47.595 (3)	90.07	1.045	16:32:45.497
9 -	27.306	112.0	50.833	103.8	29.552	106.3	1:47.691	89.99	1.141	16:34:33.188
10 -	26.941	112.5	50.313	103.0	29.296	107.0	1:46.550 (1)	90.95		16:36:19.738
11 -	26.622	113.5	50.371	104.6	48.343	89.7	2:05.336	77.32	18.786	16:38:25.074
12 -	28.122	111.8	50.561	103.5	29.514	104.8	1:48.197	89.57	1.647	16:40:13.271

P3 95 M3 Scott DEROUÉ							KTM - Redline KTM			
IDEAL LAP TIME : 1:47.260		BEST LAP TIME : 1:47.426			DIFFERENCE : 0.166					
LAP	SECTOR 1	SECTOR 2	SECTOR 3	LAP TIME	MPH	DIFF	TIME OF DAY			
1 -	OUTLAP	114.7	55.765	104.5	30.460	111.8				16:17:01.285
2 -	27.203	118.9	51.956	106.5	29.865	111.1	1:49.024	88.89	1.598	16:18:50.309
3 -	27.419	116.3	51.119	107.5	30.036	111.1	1:48.574	89.25	1.148	16:20:38.883
4 -	27.070	116.7	51.224	107.3	29.587	111.2	1:47.881 (3)	89.83	0.455	16:22:26.764
5 -	26.940	118.5	51.243	107.0	30.031	110.0	1:48.214	89.55	0.788	16:24:14.978
6 -	28.741	113.1	56.135	104.0	30.958	110.7	1:55.834	83.66	8.408	16:26:10.812
7 -	27.821	101.6	53.032	107.3	IN PIT		1:57.709 P	82.33	10.283	16:28:08.521
8 -	OUTLAP	115.3	58.835	84.0	34.136	110.3	4:57.502	32.57	3:10.076	16:33:06.023
9 -	27.150	117.1	50.774	108.9	29.650	110.9	1:47.574 (2)	90.08	0.148	16:34:53.597
10 -	27.309	117.1	51.826	100.6	29.956	111.6	1:49.091	88.83	1.665	16:36:42.688
11 -	29.730	94.2	55.971	70.1	37.086	111.2	2:02.787	78.92	15.361	16:38:45.475
12 -	26.933	116.1	50.940	107.5	29.553	111.2	1:47.426 (1)	90.21		16:40:32.901

P4 77 M3 Alex PERSSON							Kalex KTM - PWR / FPW Racing			
IDEAL LAP TIME : 1:47.157		BEST LAP TIME : 1:47.700			DIFFERENCE : 0.543					
LAP	SECTOR 1	SECTOR 2	SECTOR 3	LAP TIME	MPH	DIFF	TIME OF DAY			
1 -	OUTLAP	115.3	57.116	105.3	30.256	109.8				16:17:00.932
2 -	27.543	116.1	52.574	106.0	29.581	111.2	1:49.698	88.34	1.998	16:18:50.630
3 -	27.130	116.3	51.401	107.7	29.810	111.2	1:48.341	89.45	0.641	16:20:38.971
4 -	27.025	116.1	51.490	108.5	29.460	111.1	1:47.975 (3)	89.75	0.275	16:22:26.946
5 -	26.831	118.3	52.044	106.8	29.767	111.2	1:48.642	89.20	0.942	16:24:15.588
6 -	27.245	114.7	50.974	106.6	29.481	109.6	1:47.700 (1)	89.98		16:26:03.288
7 -	29.001	86.1	54.158	105.8	IN PIT		2:01.007 P	80.08	13.307	16:28:04.295

Weather / Track : Bright / Dry

Oulton Park International
 Circuit Length = 2.6920 miles
 Start: 16:15 Flag 16:40 End: 16:42

MCRCB BULLETIN TK115

2015 MCE British Superbike Championship - Round 3

2015 HEL British Motostar Championship

QUALIFYING 2 - SECTOR ANALYSIS

SECTOR 1 = FL to I1, SECTOR 2 = I1 to I2, SECTOR 3 = I2 to FL, DIFF = Difference To Personal Best Lap

8 -	OUTLAP	114.5	52.912	103.4	31.145	107.3	4:59.969	32.30	3:12.269	16:33:04.264
9 -	27.331	115.5	51.429	106.0	29.781	108.2	1:48.541	89.28	0.841	16:34:52.805
10 -	27.098	115.7	53.484	78.0	30.617	110.5	1:51.199	87.15	3.499	16:36:44.004
11 -	28.440	102.6	59.771	96.6	32.064	110.1	2:00.275	80.57	12.575	16:38:44.279
12 -	27.011	114.5	50.866	106.8	29.852	106.6	1:47.729 (2)	89.96	0.029	16:40:32.008

P5 26 M3 Dani SAEZ		Repli-Cast Moto 3 - Repli-Cast - Armstrong											
IDEAL LAP TIME : 1:47.731		BEST LAP TIME : 1:47.731		DIFFERENCE : 0.000									
LAP	SECTOR 1	SECTOR 2	SECTOR 3	LAP TIME	MPH	DIFF	TIME OF DAY						
1 -	OUTLAP	95.5	55.945	103.7	30.943	108.7					16:17:27.289		
2 -	27.737	113.1	52.028	104.3	29.986	109.4	1:49.751	88.30	2.020		16:19:17.040		
3 -	27.231	114.7	51.791	106.1	30.535	109.1	1:49.557	88.45	1.826		16:21:06.597		
4 -	27.337	116.1	53.233	105.5	29.903	109.4	1:50.473	87.72	2.742		16:22:57.070		
5 -	27.520	115.1	51.437	105.3	30.197	108.9	1:49.154	88.78	1.423		16:24:46.224		
6 -	27.121	114.1	51.351	104.8	29.750	109.8	1:48.222 (2)	89.55	0.491		16:26:34.446		
7 -	27.390	113.9	53.473	104.5	30.032	110.9	1:50.895	87.39	3.164		16:28:25.341		
8 -	27.257	115.9	51.312	105.5	29.873	108.7	1:48.442 (3)	89.36	0.711		16:30:13.783		
9 -	27.737	113.9	53.026	104.5	IN PIT		1:57.678 P	82.35	9.947		16:32:11.461		
10 -	OUTLAP	73.5	1:01.058	104.2	30.183	109.1	3:19.123	48.66	1:31.392		16:35:30.584		
11 -	30.274	113.7	54.192	78.2	30.832	109.6	1:55.298	84.05	7.567		16:37:25.882		
12 -	26.995	114.3	51.039	106.3	29.697	108.5	1:47.731 (1)	89.95			16:39:13.613		
13 -	27.043	115.5	51.413	106.1	30.019	109.4	1:48.475	89.34	0.744		16:41:02.088		

P6 27 M3 Georgina POLDEN		KTM - RS Racing											
IDEAL LAP TIME : 1:48.259		BEST LAP TIME : 1:48.325		DIFFERENCE : 0.066									
LAP	SECTOR 1	SECTOR 2	SECTOR 3	LAP TIME	MPH	DIFF	TIME OF DAY						
1 -	OUTLAP	115.1	53.472	106.8	30.214	110.0					16:16:55.295		
2 -	27.940	116.7	52.279	106.6	30.151	110.5	1:50.370	87.80	2.045		16:18:45.665		
3 -	27.937	116.1	52.403	107.0	30.092	110.9	1:50.432	87.75	2.107		16:20:36.097		
4 -	27.675	116.9	52.126	107.3	29.960	110.9	1:49.761	88.29	1.436		16:22:25.858		
5 -	27.733	115.3	51.944	107.8	29.970	111.1	1:49.647	88.38	1.322		16:24:15.505		
6 -	27.681	116.7	51.560	107.5	29.719	111.6	1:48.960 (2)	88.94	0.635		16:26:04.465		
7 -	27.526	116.5	54.020	107.2	IN PIT		1:58.460 P	81.81	10.135		16:28:02.925		
8 -	OUTLAP	115.9	51.692	107.3	30.372	109.6	5:02.071	32.08	3:13.746		16:33:04.996		
9 -	27.592	116.9	51.201	108.5	29.532	109.8	1:48.325 (1)	89.46			16:34:53.321		
10 -	27.660	115.9	51.881	106.0	30.054	112.4	1:49.595 (3)	88.42	1.270		16:36:42.916		
11 -	28.106	115.9	52.292	99.7	30.487	110.1	1:50.885	87.39	2.560		16:38:33.801		
12 -	28.356	107.0	53.138	107.2	30.504	109.4	1:51.998	86.53	3.673		16:40:25.799		

P7 35 M3 Elliot LODGE		Honda - Essential Team Racing / SP125											
IDEAL LAP TIME : 1:48.598		BEST LAP TIME : 1:48.829		DIFFERENCE : 0.231									
LAP	SECTOR 1	SECTOR 2	SECTOR 3	LAP TIME	MPH	DIFF	TIME OF DAY						
1 -	OUTLAP	111.4	57.160	103.5	33.786	109.1					16:17:07.413		
2 -	28.435	112.9	54.742	104.5	IN PIT		2:00.010 P	80.75	11.181		16:19:07.423		
3 -	OUTLAP	113.1	52.811	105.0	30.369	109.2	2:05.349	77.31	16.520		16:21:12.772		
4 -	27.576	114.1	52.671	106.6	30.372	108.7	1:50.619	87.60	1.790		16:23:03.391		
5 -	27.591	115.1	52.482	105.0	30.375	109.6	1:50.448	87.74	1.619		16:24:53.839		
6 -	27.388	114.9	52.444	105.1	30.101	109.2	1:49.933	88.15	1.104		16:26:43.772		
7 -	27.202	115.5	53.018	105.6	30.267	109.4	1:50.487	87.71	1.658		16:28:34.259		
8 -	27.871	115.1	52.116	106.1	30.267	107.7	1:50.254	87.89	1.425		16:30:24.513		
9 -	27.573	114.5	51.802	105.6	29.899	108.7	1:49.274 (2)	88.68	0.445		16:32:13.787		
10 -	27.715	113.5	53.342	104.8	30.118	108.2	1:51.175	87.17	2.346		16:34:04.962		
11 -	27.616	114.7	52.421	104.6	30.014	108.0	1:50.051	88.06	1.222		16:35:55.013		
12 -	27.612	113.7	51.846	104.6	30.119	107.8	1:49.577 (3)	88.44	0.748		16:37:44.590		
13 -	28.213	111.6	53.041	104.6	30.013	108.4	1:51.267	87.09	2.438		16:39:35.857		
14 -	27.319	114.3	51.497	105.6	30.013	107.8	1:48.829 (1)	89.05			16:41:24.686		

P8 47 M3 Jake ARCHER		Honda - RS Racing									
IDEAL LAP TIME : 1:48.829		BEST LAP TIME : 1:48.873		DIFFERENCE : 0.044							
LAP	SECTOR 1	SECTOR 2	SECTOR 3	LAP TIME	MPH	DIFF	TIME OF DAY				

Weather / Track : Bright / Dry

Oulton Park International
 Circuit Length = 2.6920 miles
 Start: 16:15 Flag 16:40 End: 16:42

MCRCB BULLETIN TK115

2015 MCE British Superbike Championship - Round 3

2015 HEL British Motostar Championship

QUALIFYING 2 - SECTOR ANALYSIS

SECTOR 1 = FL to I1, SECTOR 2 = I1 to I2, SECTOR 3 = I2 to FL, DIFF = Difference To Personal Best Lap

1 -	OUTLAP	114.1	56.331	105.8	30.481	110.9					16:17:07.658
2 -	28.170	117.1	52.836	107.7	30.451	108.5	1:51.457	86.95	2.584		16:18:59.115
3 -	28.097	115.7	52.565	106.6	30.081	109.1	1:50.743	87.51	1.870		16:20:49.858
4 -	27.329	118.1	52.682	104.6	30.196	110.0	1:50.207	87.93	1.334		16:22:40.065
5 -	27.664	115.1	52.401	106.5	30.452	109.1	1:50.517	87.69	1.644		16:24:30.582
6 -	27.501	115.7	52.073	106.1	30.163	110.0	1:49.737 (2)	88.31	0.864		16:26:20.319
7 -	27.750	114.7	52.193	106.5	30.370	108.7	1:50.313	87.85	1.440		16:28:10.632
8 -	27.693	115.9	52.161	106.5	30.136	108.5	1:49.990	88.11	1.117		16:30:00.622
9 -	27.627	115.3	52.153	106.5	30.046	109.4	1:49.826	88.24	0.953		16:31:50.448
10 -	28.626	104.8	58.986	103.4	IN PIT		2:04.245 P	78.00	15.372		16:33:54.693
11 -	OUTLAP	111.1	52.889	106.5	30.188	109.4	3:21.786	48.02	1:32.913		16:37:16.479
12 -	27.649	115.5	52.091	106.5	30.007	108.0	1:49.747 (3)	88.30	0.874		16:39:06.226
13 -	27.288	116.3	51.534	107.7	30.051	109.6	1:48.873 (1)	89.01			16:40:55.099

P9	86 M3	Charlie NESBITT	Repli-Cast Moto 3 - Repli-Cast UK							
IDEAL LAP TIME : 1:48.828			BEST LAP TIME : 1:49.088			DIFFERENCE : 0.260				

LAP	SECTOR 1	SECTOR 2	SECTOR 3	LAP TIME	MPH	DIFF	TIME OF DAY			
1 -	OUTLAP	114.1	56.470	102.9	30.573	107.2	16:17:00.169			
2 -	28.129	114.3	52.989	105.3	29.900	108.5	1:51.018	87.29	1.930	16:18:51.187
3 -	27.396	114.5	51.736	104.3	29.956	108.4	1:49.088 (1)	88.83		16:20:40.275
4 -	27.472	113.7	51.819	104.6	30.050	108.0	1:49.341	88.63	0.253	16:22:29.616
5 -	27.503	112.7	51.836	104.5	29.903	107.5	1:49.242 (2)	88.71	0.154	16:24:18.858
6 -	27.368	113.5	51.956	102.7	30.021	107.7	1:49.345	88.63	0.257	16:26:08.203
7 -	28.577	108.2	55.095	105.5	30.643	104.2	1:54.315	84.77	5.227	16:28:02.518
8 -	28.638	113.1	51.984	104.2	30.012	106.6	1:50.634	87.59	1.546	16:29:53.152
9 -	27.575	113.9	51.978	104.2	30.009	107.2	1:49.562	88.45	0.474	16:31:42.714
10 -	27.629	112.5	52.095	103.5	30.055	106.8	1:49.779	88.28	0.691	16:33:32.493
11 -	28.123	99.7	58.657	83.1	32.074	107.5	1:58.854	81.53	9.766	16:35:31.347
12 -	27.477	112.4	51.847	104.3	30.052	107.0	1:49.376	88.60	0.288	16:37:20.723
13 -	27.564	112.0	51.945	103.5	30.220	106.3	1:49.729	88.32	0.641	16:39:10.452
14 -	27.604	112.7	51.560	104.5	30.169	106.5	1:49.333 (3)	88.64	0.245	16:40:59.785

P10	52 M3	Jorel BOERBOOM	Kalex KTM - FPW Racing							
IDEAL LAP TIME : 1:49.275			BEST LAP TIME : 1:49.569			DIFFERENCE : 0.294				

LAP	SECTOR 1	SECTOR 2	SECTOR 3	LAP TIME	MPH	DIFF	TIME OF DAY				
1 -	OUTLAP	111.2	58.022	99.5	IN PIT		P				16:17:08.912
2 -	OUTLAP	112.0	54.866	104.2	31.146	108.4	2:52.139	56.29	1:02.570		16:20:01.051
3 -	28.127	114.1	52.777	105.0	30.791	109.4	1:51.695	86.76	2.126		16:21:52.746
4 -	27.820	114.7	52.659	105.8	30.439	109.8	1:50.918	87.37	1.349		16:23:43.664
5 -	28.056	111.2	58.083	93.0	IN PIT		2:05.603 P	77.15	16.034		16:25:49.267
6 -	OUTLAP	96.4	55.451	105.5	30.950	104.5	2:09.232	74.99	19.663		16:27:58.499
7 -	27.788	115.5	52.746	104.8	30.438	108.7	1:50.972	87.33	1.403		16:29:49.471
8 -	27.445	115.1	52.343	105.1	30.612	108.2	1:50.400	87.78	0.831		16:31:39.871
9 -	30.238	85.7	1:03.095	72.5	32.871	107.8	2:06.204	76.79	16.635		16:33:46.075
10 -	29.252	88.1	53.459	106.0	30.295	109.2	1:53.006	85.75	3.437		16:35:39.081
11 -	27.699	114.5	52.012	106.6	30.194	109.6	1:49.905 (3)	88.17	0.336		16:37:28.986
12 -	27.230	115.7	52.159	105.3	30.313	108.5	1:49.702 (2)	88.34	0.133		16:39:18.688
13 -	27.426	114.5	51.851	106.5	30.292	108.4	1:49.569 (1)	88.44			16:41:08.257

P11	71 M3	Christoph BEINLICH	Honda - Beinlich Racing Team							
IDEAL LAP TIME : 1:49.605			BEST LAP TIME : 1:50.002			DIFFERENCE : 0.397				

LAP	SECTOR 1	SECTOR 2	SECTOR 3	LAP TIME	MPH	DIFF	TIME OF DAY				
1 -	OUTLAP	110.5	55.929	102.9	31.168	107.8					16:18:12.553
2 -	28.498	111.6	52.654	104.8	30.535	108.4	1:51.687	86.77	1.685		16:20:04.240
3 -	28.567	112.4	52.230	105.0	30.551	108.5	1:51.348	87.03	1.346		16:21:55.588
4 -	28.210	112.4	52.260	104.6	30.552	108.4	1:51.022	87.29	1.020		16:23:46.610
5 -	35.293	84.0	56.996	105.1	30.429	108.4	2:02.718	78.97	12.716		16:25:49.328
6 -	32.408	86.8	1:02.373	76.7	34.262	103.4	2:09.043	75.10	19.041		16:27:58.371
7 -	28.373	114.1	52.498	105.0	30.591	108.5	1:51.462	86.94	1.460		16:29:49.833
8 -	27.737	113.7	51.884	105.3	30.731	108.0	1:50.352 (2)	87.82	0.350		16:31:40.185
9 -	29.924	94.3	52.546	105.5	30.224	109.4	1:52.694	85.99	2.692		16:33:32.879
10 -	28.020	92.6	58.809	83.3	32.114	109.8	1:58.943	81.47	8.941		16:35:31.822

Oulton Park International
 Circuit Length = 2.6920 miles
 Start: 16:15 Flag 16:40 End: 16:42

Weather / Track : Bright / Dry

MCRCB BULLETIN TK115

2015 MCE British Superbike Championship - Round 3

2015 HEL British Motostar Championship

QUALIFYING 2 - SECTOR ANALYSIS

SECTOR 1 = FL to I1, SECTOR 2 = I1 to I2, SECTOR 3 = I2 to FL, DIFF = Difference To Personal Best Lap

11 -	28.012	112.9	51.797	106.1	30.193	108.7	1:50.002 (1)	88.10		16:37:21.824
12 -	27.615	113.5	52.532	105.1	30.466	106.8	1:50.613 (3)	87.61	0.611	16:39:12.437
13 -	27.921	112.9	52.050	106.1	30.667	108.5	1:50.638	87.59	0.636	16:41:03.075

P12 20 M3 Joel MARKLUND		Honda - Marklund Solutions								
IDEAL LAP TIME : 1:49.592		BEST LAP TIME : 1:50.099			DIFFERENCE : 0.507					
LAP	SECTOR 1	SECTOR 2		SECTOR 3		LAP TIME	MPH	DIFF	TIME OF DAY	
1 -	OUTLAP	109.2	56.705	95.5	31.627	108.7			16:17:03.666	
2 -	28.253	115.7	53.426	104.6	30.532	108.5	1:52.211	86.36	2.112	16:18:55.877
3 -	27.587	114.1	52.713	104.6	30.403	109.8	1:50.703	87.54	0.604	16:20:46.580
4 -	27.913	114.9	52.626	105.1	30.256	110.1	1:50.795	87.47	0.696	16:22:37.375
5 -	27.998	114.5	52.887	104.0	30.490	108.4	1:51.375	87.01	1.276	16:24:28.750
6 -	28.192	112.9	52.869	103.5	30.417	109.4	1:51.478	86.93	1.379	16:26:20.228
7 -	27.585	114.1	52.301	104.0	30.606	110.5	1:50.492	87.71	0.393	16:28:10.720
8 -	28.023	114.9	52.146	105.5	30.040	108.9	1:50.209 (3)	87.93	0.110	16:30:00.929
9 -	27.534	115.1	52.474	105.1	30.180	109.4	1:50.188 (2)	87.95	0.089	16:31:51.117
10 -	27.774	113.5	52.018	103.8	30.307	108.7	1:50.099 (1)	88.02		16:33:41.216
11 -	28.272	112.7	52.618	104.2	IN PIT		1:56.826 P	82.95	6.727	16:35:38.042
12 -	OUTLAP	112.9	52.765	104.3	31.933	107.5	2:36.959	61.74	46.860	16:38:15.001
13 -	28.030	112.0	52.883	102.7	30.654	108.4	1:51.567	86.86	1.468	16:40:06.568

P13 62 M3 Vasco VAN DER VALK		Honda - Team ILR / Vasco62.nl								
IDEAL LAP TIME : 1:49.947		BEST LAP TIME : 1:50.224			DIFFERENCE : 0.277					
LAP	SECTOR 1	SECTOR 2		SECTOR 3		LAP TIME	MPH	DIFF	TIME OF DAY	
1 -	OUTLAP	106.1	57.621	101.9	31.457	107.0			16:17:04.288	
2 -	28.321	111.8	53.814	104.0	30.728	106.8	1:52.863	85.86	2.639	16:18:57.151
3 -	27.952	112.4	52.944	103.5	30.743	105.8	1:51.639	86.80	1.415	16:20:48.790
4 -	28.402	112.4	53.231	112.2	30.293	107.7	1:51.926	86.58	1.702	16:22:40.716
5 -	28.036	111.2	52.769	103.0	30.413	106.5	1:51.218	87.13	0.994	16:24:31.934
6 -	27.831	111.2	52.156	102.9	30.237	107.5	1:50.224 (1)	87.92		16:26:22.158
7 -	27.554	112.2	52.445	102.6	30.286	105.3	1:50.285 (2)	87.87	0.061	16:28:12.443
8 -	27.723	112.4	52.160	102.2	30.531	104.8	1:50.414 (3)	87.77	0.190	16:30:02.857
9 -	27.936	110.9	52.292	102.1	30.497	105.3	1:50.725	87.52	0.501	16:31:53.582
10 -	28.208	110.0	52.610	102.6	31.288	105.3	1:52.106	86.44	1.882	16:33:45.688
11 -	28.399	109.2	52.599	101.8	30.849	104.3	1:51.847	86.64	1.623	16:35:37.535
12 -	29.998	101.5	52.551	102.4	30.451	105.1	1:53.000	85.76	2.776	16:37:30.535
13 -	27.893	109.8	52.458	101.8	30.466	104.5	1:50.817	87.45	0.593	16:39:21.352
14 -	27.859	110.1	52.157	102.2	30.568	104.2	1:50.584	87.63	0.360	16:41:11.936

P14 42 M3 Brian SLOOTEN		Honda - Bakker Frames Holland								
IDEAL LAP TIME : 1:49.893		BEST LAP TIME : 1:50.299			DIFFERENCE : 0.406					
LAP	SECTOR 1	SECTOR 2		SECTOR 3		LAP TIME	MPH	DIFF	TIME OF DAY	
1 -	OUTLAP	112.9	57.635	102.4	31.426	107.0			16:17:02.444	
2 -	28.160	112.2	52.871	103.7	30.793	106.6	1:51.824	86.66	1.525	16:18:54.268
3 -	27.957	112.4	52.849	103.5	30.982	107.7	1:51.788	86.69	1.489	16:20:46.056
4 -	27.797	113.3	52.637	104.3	30.605	107.7	1:51.039	87.27	0.740	16:22:37.095
5 -	27.747	111.8	58.168	98.6	30.922	106.8	1:56.837	82.94	6.538	16:24:33.932
6 -	27.737	112.4	52.073	104.0	30.489	103.8	1:50.299 (1)	87.86		16:26:24.231
7 -	27.806	111.6	52.470	102.7	30.300	106.8	1:50.576	87.64	0.277	16:28:14.807
8 -	27.927	112.7	52.363	104.2	30.380	106.8	1:50.670	87.56	0.371	16:30:05.477
9 -	27.544	113.5	52.552	103.2	30.612	106.6	1:50.708	87.53	0.409	16:31:56.185
10 -	28.063	112.7	52.572	103.0	30.337	108.2	1:50.972	87.33	0.673	16:33:47.157
11 -	27.635	111.8	52.186	104.5	30.606	107.0	1:50.427 (3)	87.76	0.128	16:35:37.584
12 -	27.791	110.9	52.195	103.0	30.473	107.0	1:50.459	87.73	0.160	16:37:28.043
13 -	27.611	112.7	53.011	104.5	30.466	106.3	1:51.088	87.23	0.789	16:39:19.131
14 -	27.520	112.9	52.183	104.2	30.642	106.1	1:50.345 (2)	87.82	0.046	16:41:09.476

P15 25 M3 Mike BROUWERS		Honda - Joma / Brouwersracingteam								
IDEAL LAP TIME : 1:50.443		BEST LAP TIME : 1:50.698			DIFFERENCE : 0.255					
LAP	SECTOR 1	SECTOR 2		SECTOR 3		LAP TIME	MPH	DIFF	TIME OF DAY	

Weather / Track : Bright / Dry

Oulton Park International
Circuit Length = 2.6920 miles
Start: 16:15 Flag 16:40 End: 16:42

MCRCB BULLETIN TK115

2015 MCE British Superbike Championship - Round 3

2015 HEL British Motostar Championship

QUALIFYING 2 - SECTOR ANALYSIS

SECTOR 1 = FL to I1, SECTOR 2 = I1 to I2, SECTOR 3 = I2 to FL, DIFF = Difference To Personal Best Lap

1 -	OUTLAP	108.5	57.213	101.3	31.502	107.8				16:17:03.842
2 -	28.405	112.5	53.888	102.9	30.661	108.0	1:52.954	85.79	2.256	16:18:56.796
3 -	27.955	112.0	53.087	101.5	30.726	104.3	1:51.768	86.70	1.070	16:20:48.564
4 -	28.220	110.5	52.643	101.8	30.494	105.3	1:51.357	87.02	0.659	16:22:39.921
5 -	28.094	110.5	52.834	102.2	30.451	105.3	1:51.379	87.01	0.681	16:24:31.300
6 -	27.820	110.0	52.617	101.2	30.269	105.6	1:50.706 (2)	87.54	0.008	16:26:22.006
7 -	27.557	111.1	52.789	102.9	30.352	106.3	1:50.698 (1)	87.54		16:28:12.704
8 -	27.741	110.9	52.763	101.9	IN PIT		1:56.136 P	83.44	5.438	16:30:08.840
9 -	OUTLAP	105.3	53.794	100.9	30.627	103.4	5:07.037	31.56	3:16.339	16:35:15.877
10 -	28.110	109.4	52.935	101.0	30.609	104.5	1:51.654	86.79	0.956	16:37:07.531
11 -	27.844	110.1	52.809	101.5	30.540	103.4	1:51.193 (3)	87.15	0.495	16:38:58.724
12 -	27.926	109.8	52.750	101.2	30.537	104.6	1:51.213	87.14	0.515	16:40:49.937

P16 64 M3 Asher DURHAM

KTM - Redline KTM / Total Hire & Sales

IDEAL LAP TIME : 1:50.524

BEST LAP TIME : 1:50.779

DIFFERENCE : 0.255

LAP	SECTOR 1	SECTOR 2	SECTOR 3	LAP TIME	MPH	DIFF	TIME OF DAY			
1 -	OUTLAP	114.1	57.781	96.9	31.518	107.5	16:17:03.431			
2 -	28.478	113.9	53.883	103.0	30.870	108.4	1:53.231	85.58	2.452	16:18:56.662
3 -	27.772	114.7	1:02.185	98.1	31.271	107.5	2:01.228	79.94	10.449	16:20:57.890
4 -	28.158	114.1	53.782	104.0	31.747	107.5	1:53.687	85.24	2.908	16:22:51.577
5 -	28.216	113.3	53.247	104.2	30.883	107.7	1:52.346	86.26	1.567	16:24:43.923
6 -	29.628	106.6	52.866	104.2	30.722	107.7	1:53.216	85.60	2.437	16:26:37.139
7 -	27.689	114.1	52.634	105.8	30.697	107.5	1:51.020 (2)	87.29	0.241	16:28:28.159
8 -	29.758	102.4	55.458	104.0	31.182	105.3	1:56.398	83.26	5.619	16:30:24.557
9 -	27.902	114.9	52.687	103.4	30.507	106.6	1:51.096	87.23	0.317	16:32:15.653
10 -	27.968	112.5	52.559	106.1	30.892	107.0	1:51.419	86.98	0.640	16:34:07.072
11 -	27.850	112.7	52.328	104.8	30.601	106.1	1:50.779 (1)	87.48		16:35:57.851
12 -	27.871	112.9	52.803	104.6	30.520	106.6	1:51.194	87.15	0.415	16:37:49.045
13 -	27.745	112.9	52.510	105.1	30.788	105.8	1:51.043 (3)	87.27	0.264	16:39:40.088
14 -	27.884	112.5	52.411	103.8	30.831	105.1	1:51.126	87.21	0.347	16:41:31.214

P17 65 Josh OWENS

Honda - JPL Racing

IDEAL LAP TIME : 1:50.618

BEST LAP TIME : 1:51.060

DIFFERENCE : 0.442

LAP	SECTOR 1	SECTOR 2	SECTOR 3	LAP TIME	MPH	DIFF	TIME OF DAY			
1 -	OUTLAP	108.0	56.450	100.3	30.842	103.5	16:17:03.095			
2 -	28.071	109.1	52.662	99.5	30.780	101.8	1:51.513 (3)	86.90	0.453	16:18:54.608
3 -	27.775	110.7	52.319	96.4	30.966	101.6	1:51.060 (1)	87.26		16:20:45.668
4 -	27.936	108.4	52.749	99.1	30.524	102.6	1:51.209 (2)	87.14	0.149	16:22:36.877
5 -	28.092	107.7	53.851	95.5	IN PIT		1:59.946 P	80.79	8.886	16:24:36.823
6 -	OUTLAP	107.2	53.552	98.8	30.606	103.4	3:10.506	50.87	1:19.446	16:27:47.329

P18 21 M3 Richard KERR

Honda - Bob Wylie Racing

IDEAL LAP TIME : 1:51.392

BEST LAP TIME : 1:51.440

DIFFERENCE : 0.048

LAP	SECTOR 1	SECTOR 2	SECTOR 3	LAP TIME	MPH	DIFF	TIME OF DAY			
1 -	OUTLAP	106.6	1:00.215	100.6	32.041	104.8	16:17:10.400			
2 -	29.879	110.3	55.624	100.6	31.771	104.5	1:57.274	82.63	5.834	16:19:07.674
3 -	28.599	110.0	54.651	100.7	31.782	105.1	1:55.032	84.24	3.592	16:21:02.706
4 -	31.037	97.8	55.142	101.8	31.111	105.0	1:57.290	82.62	5.850	16:22:59.996
5 -	28.162	110.9	54.978	99.5	31.063	106.0	1:54.203	84.86	2.763	16:24:54.199
6 -	27.985	111.2	53.771	101.3	31.015	104.0	1:52.771	85.93	1.331	16:26:46.970
7 -	28.329	108.0	54.200	101.8	30.582	105.0	1:53.111	85.67	1.671	16:28:40.081
8 -	28.570	110.9	53.670	101.9	30.670	105.3	1:52.910	85.83	1.470	16:30:32.991
9 -	28.078	110.9	53.694	101.2	30.516	105.3	1:52.288 (3)	86.30	0.848	16:32:25.279
10 -	28.179	109.8	53.667	101.6	30.659	103.8	1:52.505	86.14	1.065	16:34:17.784
11 -	28.470	110.1	53.627	101.3	30.571	103.4	1:52.668	86.01	1.228	16:36:10.452
12 -	28.003	110.3	53.039	102.1	32.021	104.0	1:53.063	85.71	1.623	16:38:03.515
13 -	28.159	110.0	53.051	101.8	30.576	104.3	1:51.786 (2)	86.69	0.346	16:39:55.301
14 -	28.033	109.6	52.952	103.8	30.455	104.3	1:51.440 (1)	86.96		16:41:46.741

Weather / Track : Bright / Dry

Oulton Park International
Circuit Length = 2.6920 miles
Start: 16:15 Flag 16:40 End: 16:42

MCRCB BULLETIN TK115

2015 MCE British Superbike Championship - Round 3

2015 HEL British Motostar Championship

QUALIFYING 2 - SECTOR ANALYSIS

SECTOR 1 = FL to I1, SECTOR 2 = I1 to I2, SECTOR 3 = I2 to FL, DIFF = Difference To Personal Best Lap

P19		74 M3		Joseph THOMPSON			Repli-Cast Moto 3 - Repli-Cast UK			
IDEAL LAP TIME : 1:51.000		BEST LAP TIME : 1:51.491		DIFFERENCE : 0.491						
LAP	SECTOR 1	SECTOR 2		SECTOR 3		LAP TIME	MPH	DIFF	TIME OF DAY	
1 -	OUTLAP	110.5	57.723	100.4	31.506	107.3			16:17:03.308	
2 -	28.518	111.4	53.851	103.7	30.654	106.3	1:53.023	85.74	1.532	16:18:56.331
3 -	28.135	111.4	53.079	102.2	31.105	107.2	1:52.319	86.28	0.828	16:20:48.650
4 -	28.399	112.2	52.755	103.5	30.578	107.3	1:51.732	86.73	0.241	16:22:40.382
5 -	27.773	113.5	53.232	103.2	30.629	108.2	1:51.634 (3)	86.81	0.143	16:24:32.016
6 -	28.047	112.7	57.313	100.0	32.538	106.0	1:57.898	82.20	6.407	16:26:29.914
7 -	28.073	111.8	54.969	83.8	32.189	105.3	1:55.231	84.10	3.740	16:28:25.145
8 -	28.269	112.0	52.649	102.9	30.726	105.0	1:51.644	86.80	0.153	16:30:16.789
9 -	28.139	111.4	1:01.722	99.7	31.076	105.8	2:00.937	80.13	9.446	16:32:17.726
10 -	28.033	111.4	53.286	103.2	30.874	105.0	1:52.193	86.38	0.702	16:34:09.919
11 -	28.025	111.8	53.084	103.4	30.789	106.6	1:51.898	86.60	0.407	16:36:01.817
12 -	28.032	112.0	52.876	103.5	30.583	105.6	1:51.491 (1)	86.92		16:37:53.308
13 -	28.124	111.6	52.919	102.6	31.444	105.6	1:52.487	86.15	0.996	16:39:45.795
14 -	28.057	111.2	52.862	102.1	30.659	105.3	1:51.578 (2)	86.85	0.087	16:41:37.373

P20		3		Mark CLAYTON			Honda - SP125 / Refined Recruitment			
IDEAL LAP TIME : 1:51.501		BEST LAP TIME : 1:51.561		DIFFERENCE : 0.060						
LAP	SECTOR 1	SECTOR 2		SECTOR 3		LAP TIME	MPH	DIFF	TIME OF DAY	
1 -	OUTLAP	111.2	57.926	102.1	32.396	105.1			16:17:11.741	
2 -	29.036	111.8	56.493	102.4	31.325	107.3	1:56.854	82.93	5.293	16:19:08.595
3 -	28.602	112.4	55.003	103.7	IN PIT		2:04.429 P	77.88	12.868	16:21:13.024
4 -	OUTLAP	107.8	55.489	101.3	31.482	104.8	2:30.358	64.45	38.797	16:23:43.382
5 -	28.870	110.0	54.102	100.9	31.157	104.6	1:54.129	84.91	2.568	16:25:37.511
6 -	28.295	110.9	53.987	101.6	30.921	105.6	1:53.203	85.60	1.642	16:27:30.714
7 -	28.527	110.1	53.987	102.7	30.926	104.2	1:53.440	85.43	1.879	16:29:24.154
8 -	28.360	110.5	53.657	101.9	30.843	104.0	1:52.860 (3)	85.87	1.299	16:31:17.014
9 -	28.016	110.7	53.355	102.2	30.875	104.6	1:52.246 (2)	86.33	0.685	16:33:09.260
10 -	28.076	110.3	52.837	102.7	30.648	104.2	1:51.561 (1)	86.86		16:35:00.821
11 -	28.670	107.5	56.252	100.0	31.634	104.2	1:56.556	83.14	4.995	16:36:57.377
12 -	28.504	109.4	1:06.587	95.7	31.686	104.6	2:06.777	76.44	15.216	16:39:04.154
13 -	28.305	110.0	53.494	103.4	31.620	103.4	1:53.419	85.44	1.858	16:40:57.573

P21		44 M3		Edmund BEST			Honda - SymCirus Motorsport			
IDEAL LAP TIME : 1:51.603		BEST LAP TIME : 1:51.851		DIFFERENCE : 0.248						
LAP	SECTOR 1	SECTOR 2		SECTOR 3		LAP TIME	MPH	DIFF	TIME OF DAY	
1 -	OUTLAP	107.7	56.410	102.9	31.660	105.5			16:17:06.421	
2 -	28.940	110.5	54.439	103.4	31.235	106.8	1:54.614	84.55	2.763	16:19:01.035
3 -	28.633	111.2	54.136	102.2	31.086	105.6	1:53.855	85.11	2.004	16:20:54.890
4 -	28.141	111.8	53.645	101.9	30.982	105.3	1:52.768	85.94	0.917	16:22:47.658
5 -	28.520	110.5	53.828	102.7	31.240	106.0	1:53.588	85.31	1.737	16:24:41.246
6 -	28.759	109.6	54.109	102.2	30.977	106.3	1:53.845	85.12	1.994	16:26:35.091
7 -	28.011	111.4	53.480	103.5	30.713	105.6	1:52.204 (3)	86.37	0.353	16:28:27.295
8 -	28.053	112.5	53.005	103.4	30.848	105.5	1:51.906 (2)	86.60	0.055	16:30:19.201
9 -	27.966	112.2	53.707	102.9	30.632	105.5	1:52.305	86.29	0.454	16:32:11.506
10 -	28.120	111.8	53.350	102.7	IN PIT		1:58.162 P	82.01	6.311	16:34:09.668
11 -	OUTLAP	106.1	54.441	103.7	31.123	104.0	3:57.168	40.86	2:05.317	16:38:06.836
12 -	28.089	112.2	54.043	101.9	30.799	105.0	1:52.931	85.81	1.080	16:39:59.767
13 -	28.015	110.9	53.086	103.4	30.750	104.6	1:51.851 (1)	86.64		16:41:51.618

P22		4		Louis VALLELEY			KTM - CM Racing			
IDEAL LAP TIME : 1:52.093		BEST LAP TIME : 1:52.258		DIFFERENCE : 0.165						
LAP	SECTOR 1	SECTOR 2		SECTOR 3		LAP TIME	MPH	DIFF	TIME OF DAY	
1 -	OUTLAP	105.1	58.991	96.5	32.105	102.2			16:17:12.414	
2 -	28.564	110.1	55.562	100.9	31.663	104.0	1:55.789	83.69	3.531	16:19:08.203
3 -	28.764	110.3	55.077	99.7	31.080	103.8	1:54.921	84.33	2.663	16:21:03.124
4 -	29.435	107.8	53.801	99.4	30.845	102.4	1:54.081	84.95	1.823	16:22:57.205
5 -	28.284	109.4	53.328	98.6	30.822	100.3	1:52.434 (3)	86.19	0.176	16:24:49.639

Oulton Park International
 Circuit Length = 2.6920 miles
 Start: 16:15 Flag 16:40 End: 16:42

Weather / Track : Bright / Dry

MCRCB BULLETIN TK115**2015 MCE British Superbike Championship - Round 3****2015 HEL British Motostar Championship****QUALIFYING 2 - SECTOR ANALYSIS**

SECTOR 1 = FL to I1, SECTOR 2 = I1 to I2, SECTOR 3 = I2 to FL, DIFF = Difference To Personal Best Lap

6 -	28.282	106.8	53.250	98.5	30.783	102.2	1:52.315 (2)	86.28	0.057	16:26:41.954
7 -	28.180	108.2	53.212	99.4	30.866	100.4	1:52.258 (1)	86.33		16:28:34.212
8 -	28.790	106.3	53.257	100.1	31.449	101.8	1:53.496	85.38	1.238	16:30:27.708
9 -	28.395	108.2	53.410	100.1	30.701	100.7	1:52.506	86.14	0.248	16:32:20.214
10 -	28.308	109.2	53.894	99.8	30.933	101.5	1:53.135	85.66	0.877	16:34:13.349
11 -	28.415	106.5	54.425	96.0	31.347	99.5	1:54.187	84.87	1.929	16:36:07.536

P23 16		Andrew SAWFORD					Aprilia - St Neots Motorcycle Co Ltd			
IDEAL LAP TIME : 1:52.210		BEST LAP TIME : 1:52.325			DIFFERENCE : 0.115					
LAP	SECTOR 1	SECTOR 2		SECTOR 3		LAP TIME	MPH	DIFF	TIME OF DAY	
1 -	OUTLAP	98.2	1:04.950	96.9	33.279	102.7			16:17:39.115	
2 -	28.879	110.3	53.940	100.1	31.144	105.1	1:53.963	85.03	1.638	16:19:33.078
3 -	28.449	109.6	53.743	100.7	31.036	104.8	1:53.228	85.59	0.903	16:21:26.306
4 -	28.378	111.2	53.509	100.4	30.906	104.2	1:52.793	85.92	0.468	16:23:19.099
5 -	28.349	109.4	53.505	100.7	30.843	104.8	1:52.697 (3)	85.99	0.372	16:25:11.796
6 -	28.227	111.2	54.560	92.4	IN PIT		2:04.784 P	77.66	12.459	16:27:16.580
7 -	OUTLAP	69.2	1:02.676	100.4	31.241	104.3	3:39.874	44.07	1:47.549	16:30:56.454
8 -	28.364	110.7	53.176	100.9	30.818	104.8	1:52.358 (2)	86.25	0.033	16:32:48.812
9 -	28.255	111.1	53.247	101.8	30.823	104.8	1:52.325 (1)	86.27		16:34:41.137
10 -	28.826	110.9	54.130	100.7	31.068	103.4	1:54.024	84.99	1.699	16:36:35.161
11 -	28.287	110.3	53.514	101.5	31.050	103.8	1:52.851	85.87	0.526	16:38:28.012
12 -	28.216	110.1	53.358	99.8	31.195	102.7	1:52.769	85.93	0.444	16:40:20.781

P24 34		Liam DELVES					Honda - Crucials Sauce / Banks Racing			
IDEAL LAP TIME : 1:51.801		BEST LAP TIME : 1:52.331			DIFFERENCE : 0.530					
LAP	SECTOR 1	SECTOR 2		SECTOR 3		LAP TIME	MPH	DIFF	TIME OF DAY	
1 -	OUTLAP	107.5	59.078	100.1	31.476	105.8			16:17:11.506	
2 -	29.084	110.5	55.653	102.1	31.773	105.5	1:56.510	83.18	4.179	16:19:08.016
3 -	28.853	109.8	54.150	100.7	31.622	104.3	1:54.625	84.54	2.294	16:21:02.641
4 -	28.999	109.2	53.948	100.6	31.185	104.2	1:54.132	84.91	1.801	16:22:56.773
5 -	28.635	109.2	53.601	101.3	30.779	104.3	1:53.015	85.75	0.684	16:24:49.788
6 -	28.531	110.1	53.114	101.2	30.686	105.6	1:52.331 (1)	86.27		16:26:42.119
7 -	28.125	110.1	53.721	101.9	30.821	104.3	1:52.667	86.01	0.336	16:28:34.786
8 -	28.393	110.3	53.146	102.9	30.888	103.2	1:52.427 (2)	86.20	0.096	16:30:27.213
9 -	28.496	108.7	53.359	100.3	30.810	103.7	1:52.665	86.01	0.334	16:32:19.878
10 -	28.504	108.2	52.990	101.6	31.180	102.9	1:52.674	86.01	0.343	16:34:12.552
11 -	28.506	108.7	53.603	100.4	30.822	103.0	1:52.931	85.81	0.600	16:36:05.483
12 -	28.518	109.6	53.280	101.8	30.795	103.0	1:52.593 (3)	86.07	0.262	16:37:58.076
13 -	28.453	108.5	53.437	100.9	30.848	104.2	1:52.738	85.96	0.407	16:39:50.814

P25 70		Ryan LONGSHAW					Honda - RCD Motorsport			
IDEAL LAP TIME : 1:51.872		BEST LAP TIME : 1:52.387			DIFFERENCE : 0.515					
LAP	SECTOR 1	SECTOR 2		SECTOR 3		LAP TIME	MPH	DIFF	TIME OF DAY	
1 -	OUTLAP	109.4	1:00.479	102.7	32.130	105.8			16:17:12.923	
2 -	29.285	110.7	55.690	101.2	31.512	106.6	1:56.487	83.19	4.100	16:19:09.410
3 -	28.777	109.6	54.745	100.9	31.500	103.7	1:55.022	84.25	2.635	16:21:04.432
4 -	29.161	109.1	54.473	100.6	30.980	103.4	1:54.614	84.55	2.227	16:22:59.046
5 -	28.337	110.1	54.152	100.3	30.890	102.6	1:53.379	85.47	0.992	16:24:52.425
6 -	28.324	109.6	53.626	100.4	30.503	104.5	1:52.453	86.18	0.066	16:26:44.878
7 -	28.182	108.7	53.627	100.7	30.578	104.5	1:52.387 (1)	86.23		16:28:37.265
8 -	28.059	110.7	56.498	97.9	30.995	103.4	1:55.552	83.86	3.165	16:30:32.817
9 -	28.643	109.4	53.579	101.8	30.701	103.7	1:52.923	85.82	0.536	16:32:25.740
10 -	28.275	108.5	53.428	101.9	30.970	103.2	1:52.673	86.01	0.286	16:34:18.413
11 -	28.490	109.8	53.310	101.5	30.597	103.5	1:52.397 (2)	86.22	0.010	16:36:10.810
12 -	28.075	110.9	53.319	101.6	31.028	102.1	1:52.422 (3)	86.20	0.035	16:38:03.232
13 -	28.909	108.2	58.081	94.7	31.376	103.0	1:58.366	81.87	5.979	16:40:01.598

P26 87		Jamie EDWARDS					Nykos - Kinpac Racing			
IDEAL LAP TIME : 1:52.250		BEST LAP TIME : 1:52.678			DIFFERENCE : 0.428					
LAP	SECTOR 1	SECTOR 2		SECTOR 3		LAP TIME	MPH	DIFF	TIME OF DAY	

Weather / Track : Bright / Dry

Oulton Park International
Circuit Length = 2.6920 miles
Start: 16:15 Flag 16:40 End: 16:42

MCRCB BULLETIN TK115

2015 MCE British Superbike Championship - Round 3

2015 HEL British Motostar Championship

QUALIFYING 2 - SECTOR ANALYSIS

SECTOR 1 = FL to I1, SECTOR 2 = I1 to I2, SECTOR 3 = I2 to FL, DIFF = Difference To Personal Best Lap

1 -	OUTLAP	106.0	1:00.455	100.4	32.731	105.0					16:17:13.304
2 -	28.705	111.6	56.004	100.6	35.532	93.2	2:00.241	80.59	7.563		16:19:13.545
3 -	29.417	108.5	54.491	100.9	31.269	105.3	1:55.177	84.14	2.499		16:21:08.722
4 -	28.697	109.2	54.867	100.7	31.008	104.6	1:54.572	84.58	1.894		16:23:03.294
5 -	28.220	111.1	54.046	101.0	31.493	104.3	1:53.759	85.19	1.081		16:24:57.053
6 -	28.611	108.7	54.804	98.6	31.234	104.2	1:54.649	84.53	1.971		16:26:51.702
7 -	28.091	111.1	53.804	101.9	30.958	105.3	1:52.853 (3)	85.87	0.175		16:28:44.555
8 -	27.919	110.9	54.327	100.3	31.378	104.3	1:53.624	85.29	0.946		16:30:38.179
9 -	27.751	111.1	53.774	101.2	31.153	104.6	1:52.678 (1)	86.00			16:32:30.857
10 -	29.151	107.3	1:12.429	96.6	31.447	104.6	2:13.027	72.85	20.349		16:34:43.884
11 -	27.833	110.1	54.043	100.1	30.815	106.6	1:52.691 (2)	85.99	0.013		16:36:36.575
12 -	27.661	110.5	58.666	58.2	IN PIT		2:07.605 P	75.94	14.927		16:38:44.180

P27 17

Wesley JONKER

Luyten Honda - Racing Family

IDEAL LAP TIME : 1:52.873 BEST LAP TIME : 1:53.309

DIFFERENCE : 0.436

LAP	SECTOR 1	SECTOR 2	SECTOR 3	LAP TIME	MPH	DIFF	TIME OF DAY				
1 -	OUTLAP	105.1	1:00.116	100.7	32.337	102.7				16:17:12.505	
2 -	29.492	110.3	56.806	101.9	31.739	106.8	1:58.037	82.10	4.728		16:19:10.542
3 -	28.999	109.1	55.255	101.5	31.872	104.8	1:56.126	83.45	2.817		16:21:06.668
4 -	28.785	109.4	54.250	101.5	31.498	104.5	1:54.533	84.61	1.224		16:23:01.201
5 -	28.755	112.5	55.839	101.5	31.426	106.6	1:56.020	83.53	2.711		16:24:57.221
6 -	28.870	110.0	55.396	100.3	32.870	105.3	1:57.136	82.73	3.827		16:26:54.357
7 -	28.400	110.0	54.235	101.3	30.886	105.8	1:53.521 (3)	85.37	0.212		16:28:47.878
8 -	29.362	108.7	54.943	101.0	IN PIT		2:02.431 P	79.15	9.122		16:30:50.309
9 -	OUTLAP	106.5	56.978	100.3	31.743	104.5	3:17.161	49.15	1:23.852		16:34:07.470
10 -	28.866	109.6	54.239	100.9	31.190	104.2	1:54.295	84.79	0.986		16:36:01.765
11 -	28.674	111.1	53.587	101.6	31.048	104.8	1:53.309 (1)	85.52			16:37:55.074
12 -	28.555	110.3	54.426	100.1	31.072	104.3	1:54.053	84.97	0.744		16:39:49.127
13 -	28.533	109.8	53.915	101.3	30.943	104.3	1:53.391 (2)	85.46	0.082		16:41:42.518

P28 13 M3

Sam BURMAN

Honda - WNT / Burman Racing

IDEAL LAP TIME : 1:53.580 BEST LAP TIME : 1:53.794

DIFFERENCE : 0.214

LAP	SECTOR 1	SECTOR 2	SECTOR 3	LAP TIME	MPH	DIFF	TIME OF DAY				
1 -	OUTLAP	111.8	58.981	96.0	32.681	107.7				16:17:04.671	
2 -	29.075	112.2	54.445	101.9	32.062	106.3	1:55.582	83.84	1.788		16:19:00.253
3 -	29.322	111.6	55.013	101.5	31.554	106.3	1:55.889	83.62	2.095		16:20:56.142
4 -	29.135	111.8	54.370	101.9	32.214	107.2	1:55.719	83.74	1.925		16:22:51.861
5 -	29.048	111.8	54.323	100.9	31.585	106.8	1:54.956	84.30	1.162		16:24:46.817
6 -	28.801	112.2	54.019	101.5	31.493	106.6	1:54.313	84.77	0.519		16:26:41.130
7 -	28.780	111.4	54.811	103.8	31.171	106.6	1:54.762	84.44	0.968		16:28:35.892
8 -	28.810	112.9	54.055	102.4	31.180	106.6	1:54.045 (3)	84.97	0.251		16:30:29.937
9 -	28.742	112.4	53.769	102.4	36.375	99.8	1:58.886	81.51	5.092		16:32:28.823
10 -	29.446	111.2	54.329	102.2	31.251	105.8	1:55.026	84.25	1.232		16:34:23.849
11 -	28.714	112.2	53.795	101.6	31.285	105.6	1:53.794 (1)	85.16			16:36:17.643
12 -	28.743	111.6	53.695	102.6	31.544	105.6	1:53.982 (2)	85.02	0.188		16:38:11.625
13 -	29.000	111.1	54.266	101.8	31.543	105.8	1:54.809	84.41	1.015		16:40:06.434

P29 11

Stephen CAMPBELL

Honda - Campbell Racing

IDEAL LAP TIME : 1:53.760 BEST LAP TIME : 1:54.206

DIFFERENCE : 0.446

LAP	SECTOR 1	SECTOR 2	SECTOR 3	LAP TIME	MPH	DIFF	TIME OF DAY				
1 -	OUTLAP	107.8	59.189	97.9	32.343	103.4				16:17:13.928	
2 -	29.034	109.2	56.240	99.8	31.901	104.0	1:57.175	82.70	2.969		16:19:11.103
3 -	29.013	109.2	55.255	99.5	31.970	103.7	1:56.238	83.37	2.032		16:21:07.341
4 -	28.958	108.7	55.622	98.9	31.613	103.2	1:56.193	83.40	1.987		16:23:03.534
5 -	28.283	110.5	54.735	98.9	31.188	104.3	1:54.206 (1)	84.85			16:24:57.740
6 -	28.579	109.6	55.107	98.9	31.331	103.2	1:55.017 (3)	84.25	0.811		16:26:52.757
7 -	28.366	109.2	56.972	99.7	31.642	103.0	1:56.980	82.84	2.774		16:28:49.737
8 -	28.795	107.8	54.810	99.8	31.691	101.0	1:55.296	84.05	1.090		16:30:45.033
9 -	28.795	109.6	58.061	95.7	IN PIT		2:08.128 P	75.63	13.922		16:32:53.161
10 -	OUTLAP	105.5	56.869	98.9	31.908	102.1	4:08.759	38.95	2:14.553		16:37:01.920
11 -	29.315	107.5	55.902	98.2	31.936	102.1	1:57.153	82.72	2.947		16:38:59.073
12 -	28.712	108.4	54.289	98.1	31.221	101.9	1:54.222 (2)	84.84	0.016		16:40:53.295

Oulton Park International
Circuit Length = 2.6920 miles
Start: 16:15 Flag 16:40 End: 16:42

Weather / Track : Bright / Dry

MCRCB BULLETIN TK115

2015 MCE British Superbike Championship - Round 3

2015 HEL British Motostar Championship

QUALIFYING 2 - SECTOR ANALYSIS

SECTOR 1 = FL to I1, SECTOR 2 = I1 to I2, SECTOR 3 = I2 to FL, DIFF = Difference To Personal Best Lap

P30 72		Cameron HORSMAN					Honda - FAB-Racing			
IDEAL LAP TIME : 1:54.292		BEST LAP TIME : 1:55.011					DIFFERENCE : 0.719			
LAP	SECTOR 1	SECTOR 2		SECTOR 3		LAP TIME	MPH	DIFF	TIME OF DAY	
1 -	OUTLAP	115.3	57.463	97.3	31.804	110.5			16:17:10.549	
2 -	29.213	112.5	56.046	105.3	31.978	109.1	1:57.237	82.66	2.226	16:19:07.786
3 -	28.645	112.7	54.750	105.8	31.616	107.8	1:55.011 (1)	84.26		16:21:02.797
4 -	29.112	114.3	56.649	99.8	31.850	107.7	1:57.611	82.40	2.600	16:23:00.408
5 -	28.748	113.1	55.894	104.0	31.560	107.8	1:56.202	83.40	1.191	16:24:56.610
6 -	28.822	111.4	55.357	104.6	31.202	108.7	1:55.381	83.99	0.370	16:26:51.991
7 -	28.570	112.2	55.373	103.5	31.557	107.7	1:55.500	83.90	0.489	16:28:47.491
8 -	28.752	111.8	54.770	104.6	31.645	105.1	1:55.167 (3)	84.14	0.156	16:30:42.658
9 -	28.812	113.7	55.198	104.2	31.690	106.3	1:55.700	83.76	0.689	16:32:38.358
10 -	28.926	111.1	55.036	104.2	31.284	106.8	1:55.246	84.09	0.235	16:34:33.604
11 -	28.654	110.1	54.689	103.5	31.681	104.3	1:55.024 (2)	84.25	0.013	16:36:28.628
12 -	28.773	109.2	56.439	102.6	IN PIT		2:03.646 P	78.37	8.635	16:38:32.274
13 -	OUTLAP	108.7	55.914	103.7	31.033	105.6	3:14.824	49.74	1:19.813	16:41:47.098

P31 7		Jamie ASHBY					Honda - SP125 / JPA Racing			
IDEAL LAP TIME : 1:55.465		BEST LAP TIME : 1:55.582					DIFFERENCE : 0.117			
LAP	SECTOR 1	SECTOR 2		SECTOR 3		LAP TIME	MPH	DIFF	TIME OF DAY	
1 -	OUTLAP	108.4	58.908	100.0	32.536	104.6				16:17:09.876
2 -	29.942	108.0	57.368	101.2	32.046	106.3	1:59.356	81.19	3.774	16:19:09.232
3 -	29.559	109.1	55.812	100.6	32.175	106.1	1:57.546	82.44	1.964	16:21:06.778
4 -	29.328	108.9	56.363	101.2	31.669	105.3	1:57.360	82.57	1.778	16:23:04.138
5 -	29.247	109.1	55.561	100.1	31.717	104.5	1:56.525	83.16	0.943	16:25:00.663
6 -	29.191	109.1	55.419	100.0	31.801	104.6	1:56.411	83.25	0.829	16:26:57.074
7 -	29.069	108.7	55.459	100.4	31.663	103.8	1:56.191	83.40	0.609	16:28:53.265
8 -	29.118	108.9	55.267	100.6	31.609	103.8	1:55.994	83.55	0.412	16:30:49.259
9 -	29.082	108.9	55.195	100.0	31.590	103.5	1:55.867 (3)	83.64	0.285	16:32:45.126
10 -	29.103	107.8	54.967	100.6	31.512	103.4	1:55.582 (1)	83.84		16:34:40.708
11 -	29.136	108.0	55.220	100.7	31.435	103.8	1:55.791 (2)	83.69	0.209	16:36:36.499
12 -	29.165	108.4	55.165	100.4	31.712	101.9	1:56.042	83.51	0.460	16:38:32.541
13 -	29.063	107.8	55.568	100.3	31.551	103.2	1:56.182	83.41	0.600	16:40:28.723

P32 24		Tasia RODINK					Honda - Promemo Racing			
IDEAL LAP TIME : 1:55.854		BEST LAP TIME : 1:55.992					DIFFERENCE : 0.138			
LAP	SECTOR 1	SECTOR 2		SECTOR 3		LAP TIME	MPH	DIFF	TIME OF DAY	
1 -	OUTLAP	106.5	59.745	98.5	32.427	104.0				16:17:11.090
2 -	29.258	109.8	58.167	98.2	31.908	102.9	1:59.333	81.21	3.341	16:19:10.423
3 -	29.202	109.1	56.355	99.4	32.444	103.8	1:58.001	82.12	2.009	16:21:08.424
4 -	28.948	108.4	1:00.095	97.9	32.217	102.2	2:01.260	79.92	5.268	16:23:09.684
5 -	29.085	107.5	55.729	98.2	31.759	102.4	1:56.573 (2)	83.13	0.581	16:25:06.257
6 -	29.037	108.5	55.253	97.9	31.702	102.2	1:55.992 (1)	83.55		16:27:02.249
7 -	29.972	104.5	57.236	97.2	IN PIT		2:06.065 P	76.87	10.073	16:29:08.314
8 -	OUTLAP	106.1	56.109	98.3	31.741	103.5	3:47.334	42.63	1:51.342	16:32:55.648
9 -	28.899	106.6	55.429	98.3	32.730	96.2	1:57.058 (3)	82.79	1.066	16:34:52.706
10 -	29.994	102.7	1:04.761	91.5	IN PIT		2:18.849 P	69.79	22.857	16:37:11.555

MCRCB BULLETIN TK116**2015 MCE British Superbike Championship - Round 3****2015 HEL British Motostar Championship****QUALIFYING 2 - BEST SPEEDS**

POS	INTERMEDIATE 1			INTERMEDIATE 2			FINISH LINE		
	NO	NAME	MPH	NO	NAME	MPH	NO	NAME	MPH
1	6	TAYLOR	119.6	6	TAYLOR	110.0	6	TAYLOR	112.7
2	95	DEROUE	118.9	95	DEROUE	108.9	27	POLDEN	112.4
3	77	PERSSON	118.3	27	POLDEN	108.5	95	DEROUE	111.8
4	47	ARCHER	118.1	77	PERSSON	108.5	77	PERSSON	111.2
5	27	POLDEN	116.9	47	ARCHER	107.7	26	SAEZ	110.9
6	26	SAEZ	116.1	35	LODGE	106.6	47	ARCHER	110.9
7	20	MARKLUND	115.7	52	BOERBOOM	106.6	20	MARKLUND	110.5
8	52	BOERBOOM	115.7	26	SAEZ	106.3	72	HORSMAN	110.5
9	35	LODGE	115.5	64	DURHAM	106.1	52	BOERBOOM	109.8
10	72	HORSMAN	115.3	71	BEINLICH	106.1	71	BEINLICH	109.8
11	64	DURHAM	114.9	72	HORSMAN	105.8	35	LODGE	109.6
12	86	NESBITT	114.5	20	MARKLUND	105.5	86	NESBITT	108.5
13	71	BEINLICH	114.1	86	NESBITT	105.5	64	DURHAM	108.4
14	1	RENDELL	113.5	1	RENDELL	104.6	42	SLOOTEN	108.2
15	42	SLOOTEN	113.5	42	SLOOTEN	104.5	74	THOMPSON	108.2
16	74	THOMPSON	113.5	62	VAN DER VALK	104.0	25	BROUWERS	108.0
17	13	BURMAN	112.9	13	BURMAN	103.8	13	BURMAN	107.7
18	17	JONKER	112.5	21	KERR	103.8	62	VAN DER VALK	107.7
19	25	BROUWERS	112.5	3	CLAYTON	103.7	1	RENDELL	107.5
20	44	BEST	112.5	44	BEST	103.7	3	CLAYTON	107.3
21	3	CLAYTON	112.4	74	THOMPSON	103.7	17	JONKER	106.8
22	62	VAN DER VALK	112.4	25	BROUWERS	102.9	44	BEST	106.8
23	87	EDWARDS	111.6	34	DELVES	102.9	70	LONGSHAW	106.6
24	16	SAWFORD	111.2	70	LONGSHAW	102.7	87	EDWARDS	106.6
25	21	KERR	111.2	17	JONKER	101.9	7	ASHBY	106.3
26	70	LONGSHAW	110.9	87	EDWARDS	101.9	21	KERR	106.0
27	65	OWENS	110.7	16	SAWFORD	101.8	34	DELVES	105.8
28	11	CAMPBELL	110.5	7	ASHBY	101.2	16	SAWFORD	105.1
29	34	DELVES	110.5	4	VALLELEY	100.9	11	CAMPBELL	104.3
30	4	VALLELEY	110.3	65	OWENS	100.3	4	VALLELEY	104.0
31	24	RODINK	109.8	11	CAMPBELL	99.8	24	RODINK	104.0
32	7	ASHBY	109.1	24	RODINK	99.4	65	OWENS	103.5

Weather / Track : Bright / Dry

Results can be found at www.tsl-timing.comOulton Park International
Circuit Length = 2.6920 miles
Start: 16:15 Flag 16:40 End: 16:42

Printed - 16:44 Sunday, 03 May 2015

MCRCB BULLETIN TK117

2015 MCE British Superbike Championship - Round 3

2015 HEL British Motostar Championship

QUALIFYING 2 - BEST SECTORS

SECTOR 1			SECTOR 2			SECTOR 3			IDEAL / BEST COMPARISON						
POS	NO	NAME	TIME	NO	NAME	TIME	NO	NAME	TIME	POS	NO	NAME	IDEAL	BEST	DIFF
												PERFECT LAP	1:45.749		
1	1	RENDELL	26.622	6	TAYLOR	50.213	6	TAYLOR	28.914	1	6	TAYLOR	1:45.757	1:45.873	0.116
2	6	TAYLOR	26.630	1	RENDELL	50.313	1	RENDELL	29.296	2	1	RENDELL	1:46.231	1:46.550	0.319
3	77	PERSSON	26.831	95	DEROUE	50.774	77	PERSSON	29.460	3	77	PERSSON	1:47.157	1:47.700	0.543
4	95	DEROUE	26.933	77	PERSSON	50.866	27	POLDEN	29.532	4	95	DEROUE	1:47.260	1:47.426	0.166
5	26	SAEZ	26.995	26	SAEZ	51.039	95	DEROUE	29.553	5	26	SAEZ	1:47.731	1:47.731	0.000
6	35	LODGE	27.202	27	POLDEN	51.201	26	SAEZ	29.697	6	27	POLDEN	1:48.259	1:48.325	0.066
7	52	BOERBOOM	27.230	35	LODGE	51.497	35	LODGE	29.899	7	35	LODGE	1:48.598	1:48.829	0.231
8	47	ARCHER	27.288	47	ARCHER	51.534	86	NESBITT	29.900	8	86	NESBITT	1:48.828	1:49.088	0.260
9	86	NESBITT	27.368	86	NESBITT	51.560	47	ARCHER	30.007	9	47	ARCHER	1:48.829	1:48.873	0.044
10	42	SLOOTEN	27.520	71	BEINLICH	51.797	20	MARKLUND	30.040	10	52	BOERBOOM	1:49.275	1:49.569	0.294
11	27	POLDEN	27.526	52	BOERBOOM	51.851	71	BEINLICH	30.193	11	20	MARKLUND	1:49.592	1:50.099	0.507
12	20	MARKLUND	27.534	20	MARKLUND	52.018	52	BOERBOOM	30.194	12	71	BEINLICH	1:49.605	1:50.002	0.397
13	62	VAN DER VALK	27.554	42	SLOOTEN	52.073	62	VAN DER VALK	30.237	13	42	SLOOTEN	1:49.893	1:50.299	0.406
14	25	BROUWERS	27.557	62	VAN DER VALK	52.156	25	BROUWERS	30.269	14	62	VAN DER VALK	1:49.947	1:50.224	0.277
15	71	BEINLICH	27.615	65	OWENS	52.319	42	SLOOTEN	30.300	15	25	BROUWERS	1:50.443	1:50.698	0.255
16	87	EDWARDS	27.661	64	DURHAM	52.328	21	KERR	30.455	16	64	DURHAM	1:50.524	1:50.779	0.255
17	64	DURHAM	27.689	25	BROUWERS	52.617	70	LONGSHAW	30.503	17	65	OWENS	1:50.618	1:51.060	0.442
18	74	THOMPSON	27.773	74	THOMPSON	52.649	64	DURHAM	30.507	18	74	THOMPSON	1:51.000	1:51.491	0.491
19	65	OWENS	27.775	3	CLAYTON	52.837	65	OWENS	30.524	19	21	KERR	1:51.392	1:51.440	0.048
20	44	BEST	27.966	21	KERR	52.952	74	THOMPSON	30.578	20	3	CLAYTON	1:51.501	1:51.561	0.060
21	21	KERR	27.985	34	DELVES	52.990	44	BEST	30.632	21	44	BEST	1:51.603	1:51.851	0.248
22	3	CLAYTON	28.016	44	BEST	53.005	3	CLAYTON	30.648	22	34	DELVES	1:51.801	1:52.331	0.530
23	70	LONGSHAW	28.059	16	SAWFORD	53.176	34	DELVES	30.686	23	70	LONGSHAW	1:51.872	1:52.387	0.515
24	34	DELVES	28.125	4	VALLELEY	53.212	4	VALLELEY	30.701	24	4	VALLELEY	1:52.093	1:52.258	0.165
25	4	VALLELEY	28.180	70	LONGSHAW	53.310	87	EDWARDS	30.815	25	16	SAWFORD	1:52.210	1:52.325	0.115
26	16	SAWFORD	28.216	17	JONKER	53.587	16	SAWFORD	30.818	26	87	EDWARDS	1:52.250	1:52.678	0.428
27	11	CAMPBELL	28.283	13	BURMAN	53.695	17	JONKER	30.886	27	17	JONKER	1:52.873	1:53.309	0.436
28	17	JONKER	28.400	87	EDWARDS	53.774	72	HORSMAN	31.033	28	13	BURMAN	1:53.580	1:53.794	0.214
29	72	HORSMAN	28.570	11	CAMPBELL	54.289	13	BURMAN	31.171	29	11	CAMPBELL	1:53.760	1:54.206	0.446
30	13	BURMAN	28.714	72	HORSMAN	54.689	11	CAMPBELL	31.188	30	72	HORSMAN	1:54.292	1:55.011	0.719
31	24	RODINK	28.899	7	ASHBY	54.967	7	ASHBY	31.435	31	7	ASHBY	1:55.465	1:55.582	0.117
32	7	ASHBY	29.063	24	RODINK	55.253	24	RODINK	31.702	32	24	RODINK	1:55.854	1:55.992	0.138

Weather / Track : Bright / Dry

Oulton Park International
 Circuit Length = 2.6920 miles
 Start: 16:15 Flag 16:40 End: 16:42

Results can be found at www.tsl-timing.com

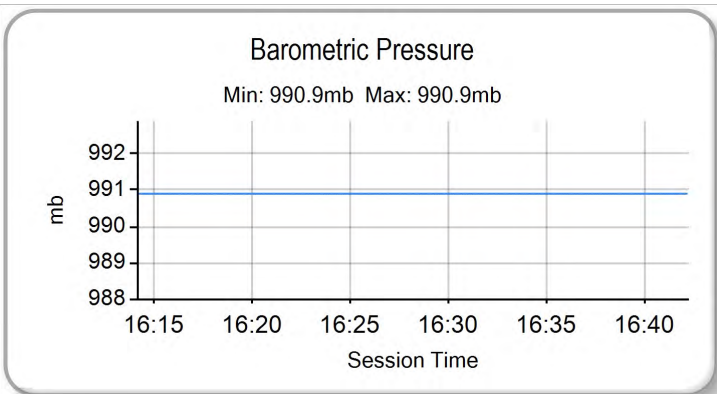
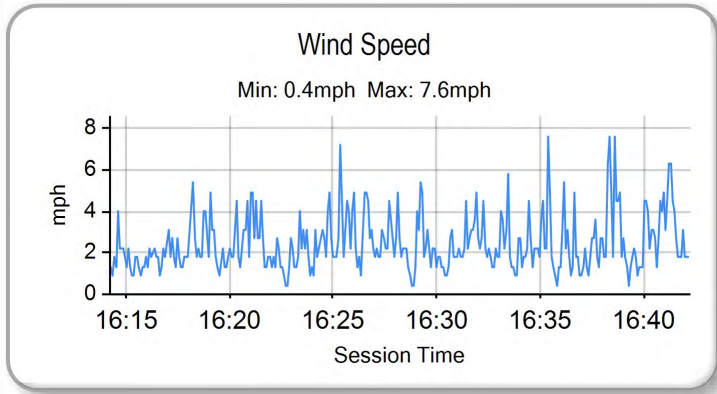
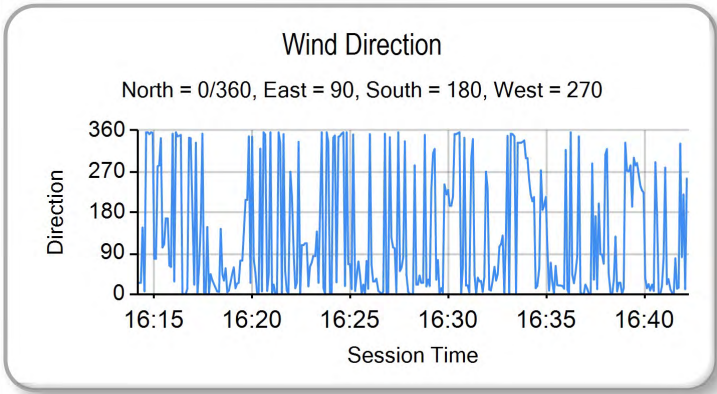
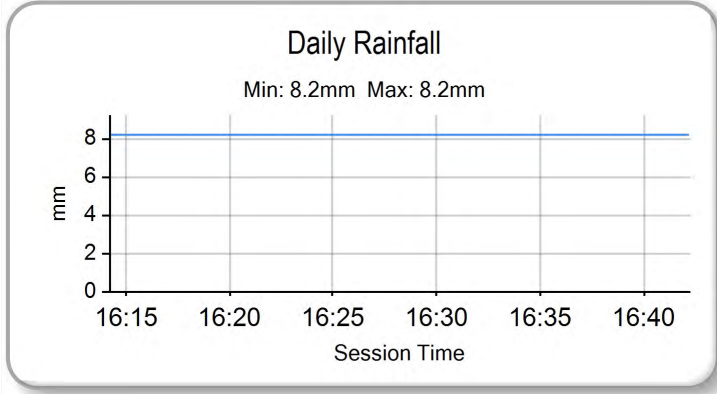
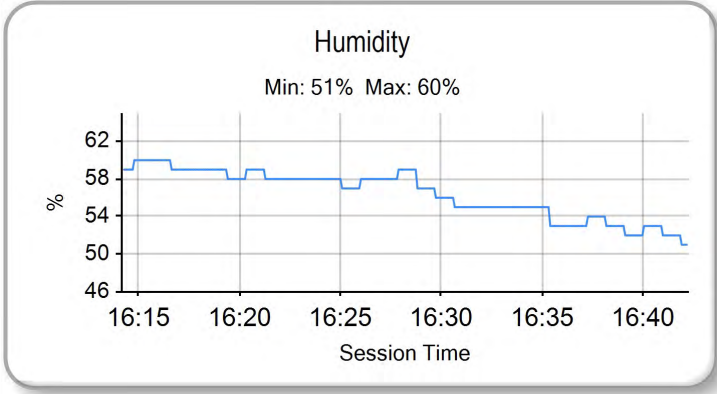
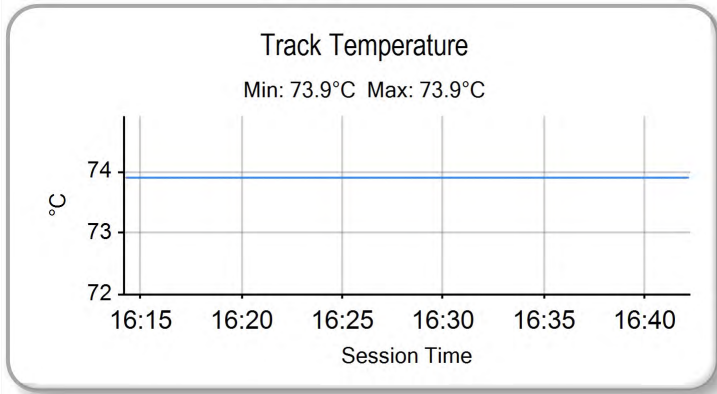
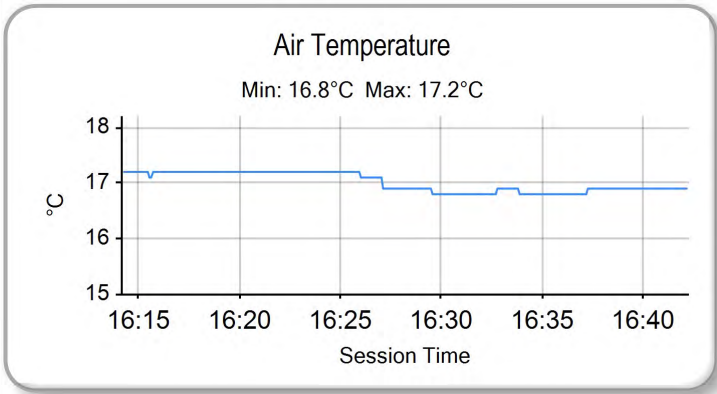
Printed - 16:44 Sunday, 03 May 2015

MCRCB BULLETIN TK118

2015 MCE British Superbike Championship - Round 3

2015 HEL British Motostar Championship

QUALIFYING 2 - WEATHER CONDITIONS



Weather / Track : Cloudy / Dry

Results can be found at www.tsl-timing.com

Oulton Park International
Circuit Length = 2.6920 miles
Start: 16:15 Flag 16:40 End: 16:42

Printed - 16:42 Sunday, 03 May 2015



ROW 12			34	24	Tasia RODINK	1:55.992							
ROW 11		33	7	Jamie ASHBY	1:55.582	32	98	Tomas DE VRIES	1:54.799	31	72	Cameron HORSMAN	1:54.598
ROW 10	30	2	Joe THOMAS	1:54.334	29	11	Stephen CAMPBELL	1:54.206	28	13	Sam BURMAN	1:53.794	
ROW 9		27	17	Wesley JONKER	1:53.309	26	87	Jamie EDWARDS	1:52.678	25	70	Ryan LONGSHAW	1:52.387
ROW 8	24	34	Liam DELVES	1:52.331	23	16	Andrew SAWFORD	1:52.325	22	4	Louis VALLELEY	1:52.258	
ROW 7		21	44	Edmund BEST	1:51.851	20	3	Mark CLAYTON	1:51.561	19	74	Joseph THOMPSON	1:51.491
ROW 6	18	21	Richard KERR	1:51.440	17	64	Asher DURHAM	1:50.779	16	25	Mke BROUWERS	1:50.698	
ROW 5		15	42	Brian SLOOTEN	1:50.299	14	62	Vasco VAN DER VALK	1:50.224	13	65	Josh OWENS	1:50.185
ROW 4	12	20	Joel MARKLUND	1:50.099	11	71	Christoph BEINLICH	1:50.002	10	86	Charlie NESBITT	1:49.088	
ROW 3		9	52	Jorel BOERBOOM	1:49.054	8	47	Jake ARCHER	1:48.873	7	35	Elliot LODGE	1:48.829
ROW 2	6	27	Georgina POLDEN	1:48.325	5	26	Dani SAEZ	1:47.731	4	77	Alex PERSSON	1:47.700	
ROW 1		3	95	Scott DEROUÉ	1:47.426	2	1	Edward RENDELL	1:46.550	1	6	Taz TAYLOR	1:45.873
												Pole	

Oulton Park International
Circuit Length = 2.6920 miles

These results are provisional until the conclusion of any judicial and technical matters.

Race Director :	Stewards :	Timekeeper :
-----------------	------------	--------------

Results can be found at www.britishsuperbike.com

Printed - 16:44 Sunday, 03 May 2015





POS	NO	CL	PIC NAME	ENTRY	TIME	ON	LAPS	GAP	DIFF	MPH
1	1	M3	1 Edward RENDELL	Honda - Banks Racing	1:47.178	5	5			90.42
2	95	M3	2 Scott DEROUE	KTM - Redline KTM	1:47.213	5	5	0.035	0.035	90.39
3	6	M3	3 Taz TAYLOR	KTM - RS Racing	1:47.214	5	5	0.036	0.001	90.39
4	26	M3	4 Dani SAEZ	Repli-Cast Moto 3 - Repli-Cast - Armstrong	1:47.938	4	5	0.760	0.724	89.78
5	77	M3	5 Alex PERSSON	Kalex KTM - PWR / FPW Racing	1:48.066	5	5	0.888	0.128	89.67
6	86	M3	6 Charlie NESBITT	Repli-Cast Moto 3 - Repli-Cast UK	1:48.723	5	5	1.545	0.657	89.13
7	52	M3	7 Jorel BOERBOOM	Kalex KTM - FPW Racing	1:48.766	4	5	1.588	0.043	89.10
8	35	M3	8 Elliot LODGE	Honda - Essential Team Racing / SP125	1:48.797	5	5	1.619	0.031	89.07
9	71	M3	9 Christoph BEINLICH	Honda - Beinlich Racing Team	1:48.852	4	5	1.674	0.055	89.03
10	47	M3	10 Jake ARCHER	Honda - RS Racing	1:48.876	4	5	1.698	0.024	89.01
11	65		1 Josh OWENS	Honda - JPL Racing	1:49.629	3	5	2.451	0.753	88.40
12	20	M3	11 Joel MARKLUND	Honda - Marklund Solutions	1:49.868	5	5	2.690	0.239	88.20
13	42	M3	12 Brian SLOOTEN	Honda - Bakker Frames Holland	1:50.135	3	5	2.957	0.267	87.99
14	62	M3	13 Vasco VAN DER VALK	Honda - Team ILR / Vasco62.nl	1:50.307	5	5	3.129	0.172	87.85
15	27	M3	14 Georgina POLDEN	KTM - RS Racing	1:50.583	5	5	3.405	0.276	87.63
16	21	M3	15 Richard KERR	Honda - Bob Wylie Racing	1:50.733	5	5	3.555	0.150	87.51
17	25	M3	16 Mike BROUWERS	Honda - Joma / Brouwersracingteam	1:50.752	5	5	3.574	0.019	87.50
18	44	M3	17 Edmund BEST	Honda - SymCirrus Motorsport	1:51.127	3	5	3.949	0.375	87.20
19	64	M3	18 Asher DURHAM	KTM - Redline KTM / Total Hire & Sales	1:51.530	3	4	4.352	0.403	86.89
20	74	M3	19 Joseph THOMPSON	Repli-Cast Moto 3 - Repli-Cast UK	1:52.678	3	5	5.500	1.148	86.00
21	16		2 Andrew SAWFORD	Aprilia - St Neots Motorcycle Co Ltd	1:52.795	3	4	5.617	0.117	85.91
22	2	M3	20 Joe THOMAS	Honda - Team ILR	1:52.806	2	4	5.628	0.011	85.91
23	70		3 Ryan LONGSHAW	Honda - RCD Motorsport	1:53.189	5	5	6.011	0.383	85.62
24	98	M3	21 Tomas DE VRIES	Honda - DAT Racing	1:53.739	4	5	6.561	0.550	85.20
25	87		4 Jamie EDWARDS	Nykos - Kinpac Racing	1:53.929	3	5	6.751	0.190	85.06
26	34		5 Liam DELVES	Honda - Crucials Sauce / Banks Racing	1:54.027	3	5	6.849	0.098	84.99
27	72		6 Cameron HORSMAN	Honda - FAB-Racing	1:54.138	4	5	6.960	0.111	84.90
28	13	M3	22 Sam BURMAN	Honda - WNT / Burman Racing	1:54.427	5	5	7.249	0.289	84.69
29	17		7 Wesley JONKER	Luyten Honda - Racing Family	1:54.510	5	5	7.332	0.083	84.63
30	4		8 Louis VALLELEY	KTM - CM Racing	1:54.906	5	5	7.728	0.396	84.34
31	3		9 Mark CLAYTON	Honda - SP125 / Refined Recruitment	1:54.958	4	4	7.780	0.052	84.30
32	11		10 Stephen CAMPBELL	Honda - Campbell Racing	1:55.142	4	4	7.964	0.184	84.16
33	24		11 Tasia RODINK	Honda - Promemo Racing	1:55.711	3	4	8.533	0.569	83.75
34	7		12 Jamie ASHBY	Honda - SP125 / JPA Racing	1:56.260	4	4	9.082	0.549	83.35

Weather / Track : Sunny / Dry

These results are provisional until the conclusion of any judicial and technical matters.

Oulton Park International
 Circuit Length = 2.6920 miles
 Start: 10:10 Flag 10:18 End: 10:20

Race Director :

Stewards :

Timekeeper :

Results can be found at www.britishsuperbike.com

Printed - 10:20 Monday, 04 May 2015



MCRCB BULLETIN TK173

2015 MCE British Superbike Championship - Round 3

2015 HEL British Motostar Championship

WARM-UP - SECTOR ANALYSIS

SECTOR 1 = FL to I1, SECTOR 2 = I1 to I2, SECTOR 3 = I2 to FL, DIFF = Difference To Personal Best Lap

P1		1 M3		Edward RENDELL			Honda - Banks Racing			
IDEAL LAP TIME : 1:47.047		BEST LAP TIME : 1:47.178			DIFFERENCE : 0.131					
LAP	SECTOR 1	SECTOR 2		SECTOR 3		LAP TIME	MPH	DIFF	TIME OF DAY	
1 -	OUTLAP	109.6	54.639	103.4	30.001	107.7			10:12:14.624	
2 -	27.031	115.1	51.345	105.1	30.085	107.8	1:48.461	89.35	1.283	10:14:03.085
3 -	26.818	114.9	51.158	104.5	29.506	108.5	1:47.482 (2)	90.16	0.304	10:15:50.567
4 -	27.002	114.1	51.064	105.3	29.861	109.6	1:47.927 (3)	89.79	0.749	10:17:38.494
5 -	26.949	114.7	50.792	104.8	29.437	108.4	1:47.178 (1)	90.42		10:19:25.672

P2		95 M3		Scott DEROUÉ			KTM - Redline KTM			
IDEAL LAP TIME : 1:47.213		BEST LAP TIME : 1:47.213			DIFFERENCE : 0.000					
LAP	SECTOR 1	SECTOR 2		SECTOR 3		LAP TIME	MPH	DIFF	TIME OF DAY	
1 -	OUTLAP	115.9	53.076	108.4	30.869	112.2			10:11:54.287	
2 -	26.891	118.9	52.800	97.3	32.805	113.1	1:52.496	86.14	5.283	10:13:46.783
3 -	26.847	118.3	51.312	108.4	29.778	111.2	1:47.937 (3)	89.78	0.724	10:15:34.720
4 -	26.748	116.9	50.872	109.4	29.734	111.4	1:47.354 (2)	90.27	0.141	10:17:22.074
5 -	26.641	117.1	50.846	107.8	29.726	111.1	1:47.213 (1)	90.39		10:19:09.287

P3		6 M3		Taz TAYLOR			KTM - RS Racing			
IDEAL LAP TIME : 1:47.104		BEST LAP TIME : 1:47.214			DIFFERENCE : 0.110					
LAP	SECTOR 1	SECTOR 2		SECTOR 3		LAP TIME	MPH	DIFF	TIME OF DAY	
1 -	OUTLAP	112.2	53.332	109.1	30.730	110.9			10:11:53.980	
2 -	27.556	119.6	53.276	96.9	31.750	108.0	1:52.582	86.08	5.368	10:13:46.562
3 -	27.105	119.1	51.353	108.4	29.815	113.3	1:48.273 (3)	89.50	1.059	10:15:34.835
4 -	26.797	120.2	50.813	111.6	29.734	113.3	1:47.344 (2)	90.28	0.130	10:17:22.179
5 -	26.557	118.5	50.900	108.0	29.757	111.6	1:47.214 (1)	90.39		10:19:09.393

P4		26 M3		Dani SAEZ			Repli-Cast Moto 3 - Repli-Cast - Armstrong			
IDEAL LAP TIME : 1:47.734		BEST LAP TIME : 1:47.938			DIFFERENCE : 0.204					
LAP	SECTOR 1	SECTOR 2		SECTOR 3		LAP TIME	MPH	DIFF	TIME OF DAY	
1 -	OUTLAP	114.3	55.596	106.6	30.088	111.8			10:11:59.498	
2 -	27.729	117.1	53.015	107.5	29.919	112.4	1:50.663	87.57	2.725	10:13:50.161
3 -	27.451	117.9	52.481	108.0	29.840	111.2	1:49.772 (3)	88.28	1.834	10:15:39.933
4 -	26.661	117.7	51.557	108.2	29.720	111.4	1:47.938 (1)	89.78		10:17:27.871
5 -	27.149	117.3	51.945	107.7	29.516	111.8	1:48.610 (2)	89.23	0.672	10:19:16.481

P5		77 M3		Alex PERSSON			Kalex KTM - PWR / FPW Racing			
IDEAL LAP TIME : 1:48.066		BEST LAP TIME : 1:48.066			DIFFERENCE : 0.000					
LAP	SECTOR 1	SECTOR 2		SECTOR 3		LAP TIME	MPH	DIFF	TIME OF DAY	
1 -	OUTLAP	116.1	55.948	107.3	30.362	112.7			10:11:59.104	
2 -	27.825	118.9	53.044	108.5	30.002	112.2	1:50.871	87.41	2.805	10:13:49.975
3 -	27.368	119.8	52.257	108.0	29.809	110.9	1:49.434 (3)	88.55	1.368	10:15:39.409
4 -	26.961	117.1	51.543	108.4	29.875	111.4	1:48.379 (2)	89.42	0.313	10:17:27.788
5 -	26.919	117.9	51.398	107.2	29.749	110.5	1:48.066 (1)	89.67		10:19:15.854

P6		86 M3		Charlie NESBITT			Repli-Cast Moto 3 - Repli-Cast UK			
IDEAL LAP TIME : 1:48.481		BEST LAP TIME : 1:48.723			DIFFERENCE : 0.242					
LAP	SECTOR 1	SECTOR 2		SECTOR 3		LAP TIME	MPH	DIFF	TIME OF DAY	
1 -	OUTLAP	113.9	55.642	102.1	31.287	109.6			10:11:58.442	
2 -	27.515	117.9	53.197	107.2	30.237	106.3	1:50.949	87.34	2.226	10:13:49.391
3 -	27.688	115.7	51.473	106.8	30.241	110.3	1:49.402 (3)	88.58	0.679	10:15:38.793
4 -	27.209	116.1	51.454	107.0	30.109	110.7	1:48.772 (2)	89.09	0.049	10:17:27.565
5 -	27.150	114.5	51.696	107.7	29.877	110.9	1:48.723 (1)	89.13		10:19:16.288

P7		52 M3		Jorel BOERBOOM			Kalex KTM - FPW Racing			
IDEAL LAP TIME : 1:48.733		BEST LAP TIME : 1:48.766			DIFFERENCE : 0.033					
LAP	SECTOR 1	SECTOR 2		SECTOR 3		LAP TIME	MPH	DIFF	TIME OF DAY	
1 -	OUTLAP	113.9	55.642	102.1	31.287	109.6			10:11:58.442	
2 -	27.515	117.9	53.197	107.2	30.237	106.3	1:50.949	87.34	2.226	10:13:49.391
3 -	27.688	115.7	51.473	106.8	30.241	110.3	1:49.402 (3)	88.58	0.679	10:15:38.793
4 -	27.209	116.1	51.454	107.0	30.109	110.7	1:48.772 (2)	89.09	0.049	10:17:27.565
5 -	27.150	114.5	51.696	107.7	29.877	110.9	1:48.723 (1)	89.13		10:19:16.288

Weather / Track : Sunny / Dry

Oulton Park International
Circuit Length = 2.6920 miles
Start: 10:10 Flag 10:18 End: 10:20

MCRCB BULLETIN TK173

2015 MCE British Superbike Championship - Round 3

2015 HEL British Motostar Championship

WARM-UP - SECTOR ANALYSIS

SECTOR 1 = FL to I1, SECTOR 2 = I1 to I2, SECTOR 3 = I2 to FL, DIFF = Difference To Personal Best Lap

1 -	OUTLAP	109.8	54.046	106.5	30.590	109.6				10:11:53.621
2 -	27.424	116.3	52.056	107.0	30.729	108.5	1:50.209 (3)	87.93	1.443	10:13:43.830
3 -	28.917	112.4	53.205	107.3	30.179	110.0	1:52.301	86.29	3.535	10:15:36.131
4 -	26.872	117.3	51.738	107.3	30.156	110.7	1:48.766 (1)	89.10		10:17:24.897
5 -	26.976	116.7	51.922	107.3	30.123	110.1	1:49.021 (2)	88.89	0.255	10:19:13.918

P8	35 M3	Elliot LODGE				Honda - Essential Team Racing / SP125					
IDEAL LAP TIME : 1:48.797		BEST LAP TIME : 1:48.797				DIFFERENCE : 0.000					
LAP	SECTOR 1	SECTOR 2		SECTOR 3		LAP TIME	MPH	DIFF	TIME OF DAY		
1 -	OUTLAP	115.1	57.229	107.2	30.850	110.3				10:12:00.595	
2 -	27.942	116.7	54.189	105.6	30.075	110.1	1:52.206 (3)	86.37	3.409	10:13:52.801	
3 -	27.447	115.1	57.733	103.5	30.281	110.3	1:55.461	83.93	6.664	10:15:48.262	
4 -	27.252	115.7	52.529	106.6	29.957	110.7	1:49.738 (2)	88.31	0.941	10:17:38.000	
5 -	27.048	115.1	51.795	106.6	29.954	110.1	1:48.797 (1)	89.07		10:19:26.797	

P9	71 M3	Christoph BEINLICH				Honda - Beinlich Racing Team					
IDEAL LAP TIME : 1:48.825		BEST LAP TIME : 1:48.852				DIFFERENCE : 0.027					
LAP	SECTOR 1	SECTOR 2		SECTOR 3		LAP TIME	MPH	DIFF	TIME OF DAY		
1 -	OUTLAP	113.7	55.327	106.1	31.513	110.3				10:11:57.891	
2 -	27.650	116.7	53.068	106.3	30.366	110.7	1:51.084	87.24	2.232	10:13:48.975	
3 -	27.266	116.7	52.154	107.0	30.190	109.8	1:49.610 (2)	88.41	0.758	10:15:38.585	
4 -	27.096	115.7	51.539	107.7	30.217	109.6	1:48.852 (1)	89.03		10:17:27.437	
5 -	27.300	113.5	52.130	105.6	30.334	109.4	1:49.764 (3)	88.29	0.912	10:19:17.201	

P10	47 M3	Jake ARCHER				Honda - RS Racing					
IDEAL LAP TIME : 1:48.669		BEST LAP TIME : 1:48.876				DIFFERENCE : 0.207					
LAP	SECTOR 1	SECTOR 2		SECTOR 3		LAP TIME	MPH	DIFF	TIME OF DAY		
1 -	OUTLAP	116.1	55.597	103.4	31.352	108.9				10:11:57.513	
2 -	27.945	116.1	52.992	107.3	30.259	110.9	1:51.196	87.15	2.320	10:13:48.709	
3 -	27.387	117.1	51.988	107.8	30.073	110.3	1:49.448 (3)	88.54	0.572	10:15:38.157	
4 -	27.163	116.3	51.665	107.5	30.048	111.2	1:48.876 (1)	89.01		10:17:27.033	
5 -	27.116	116.3	52.034	108.2	29.888	112.4	1:49.038 (2)	88.88	0.162	10:19:16.071	

P11	65	Josh OWENS				Honda - JPL Racing					
IDEAL LAP TIME : 1:49.629		BEST LAP TIME : 1:49.629				DIFFERENCE : 0.000					
LAP	SECTOR 1	SECTOR 2		SECTOR 3		LAP TIME	MPH	DIFF	TIME OF DAY		
1 -	OUTLAP	109.4	56.942	102.1	30.979	105.8				10:12:01.481	
2 -	28.240	111.6	53.458	102.2	30.661	105.5	1:52.359	86.25	2.730	10:13:53.840	
3 -	27.335	112.9	52.032	102.6	30.262	104.2	1:49.629 (1)	88.40		10:15:43.469	
4 -	27.804	109.2	52.572	101.6	30.684	102.6	1:51.060 (3)	87.26	1.431	10:17:34.529	
5 -	27.608	110.1	52.259	100.1	30.368	104.8	1:50.235 (2)	87.91	0.606	10:19:24.764	

P12	20 M3	Joel MARKLUND				Honda - Marklund Solutions					
IDEAL LAP TIME : 1:49.868		BEST LAP TIME : 1:49.868				DIFFERENCE : 0.000					
LAP	SECTOR 1	SECTOR 2		SECTOR 3		LAP TIME	MPH	DIFF	TIME OF DAY		
1 -	OUTLAP	115.3	56.707	106.5	30.862	110.0				10:12:01.825	
2 -	28.153	117.1	53.903	107.0	30.711	110.7	1:52.767	85.94	2.899	10:13:54.592	
3 -	27.559	116.5	53.830	105.8	30.470	109.4	1:51.859 (3)	86.63	1.991	10:15:46.451	
4 -	27.759	116.9	52.946	106.3	30.500	109.6	1:51.205 (2)	87.14	1.337	10:17:37.656	
5 -	27.366	115.3	52.353	106.1	30.149	110.3	1:49.868 (1)	88.20		10:19:27.524	

P13	42 M3	Brian SLOOTEN				Honda - Bakker Frames Holland					
IDEAL LAP TIME : 1:49.894		BEST LAP TIME : 1:50.135				DIFFERENCE : 0.241					
LAP	SECTOR 1	SECTOR 2		SECTOR 3		LAP TIME	MPH	DIFF	TIME OF DAY		
1 -	OUTLAP	112.4	56.605	105.3	31.141	108.4				10:11:58.817	
2 -	27.917	114.3	52.821	106.3	30.835	108.0	1:51.573	86.86	1.438	10:13:50.390	
3 -	27.486	116.9	52.495	106.8	30.154	109.4	1:50.135 (1)	87.99		10:15:40.525	
4 -	27.525	115.1	52.382	105.0	30.882	105.0	1:50.789 (3)	87.47	0.654	10:17:31.314	

Weather / Track : Sunny / Dry

Oulton Park International
Circuit Length = 2.6920 miles
Start: 10:10 Flag 10:18 End: 10:20

MCRCB BULLETIN TK173

2015 MCE British Superbike Championship - Round 3

2015 HEL British Motostar Championship

WARM-UP - SECTOR ANALYSIS

SECTOR 1 = FL to I1, SECTOR 2 = I1 to I2, SECTOR 3 = I2 to FL, DIFF = Difference To Personal Best Lap

5 - 27.583 113.5 **52.254** 103.8 30.448 108.0 1:50.285 (2) 87.87 0.150 10:19:21.599

P14 62 M3 Vasco VAN DER VALK		Honda - Team ILR / Vasco62.nl						
IDEAL LAP TIME : 1:50.268		BEST LAP TIME : 1:50.307		DIFFERENCE : 0.039				
LAP	SECTOR 1	SECTOR 2	SECTOR 3	LAP TIME	MPH	DIFF	TIME OF DAY	
1 -	OUTLAP	108.9	55.161	105.3	31.268	108.0	10:11:58.617	
2 -	28.360	113.1	54.180	105.0	30.452	107.5	1:52.992 85.76 2.685 10:13:51.609	
3 -	28.071	112.4	53.214	104.0	30.662	107.8	1:51.947 (3) 86.57 1.640 10:15:43.556	
4 -	28.283	111.4	52.323	103.8	30.513	107.3	1:51.119 (2) 87.21 0.812 10:17:34.675	
5 -	27.677	111.8	52.362	102.7	30.268	107.5	1:50.307 (1) 87.85 10:19:24.982	

P15 27 M3 Georgina POLDEN		KTM - RS Racing						
IDEAL LAP TIME : 1:50.236		BEST LAP TIME : 1:50.583		DIFFERENCE : 0.347				
LAP	SECTOR 1	SECTOR 2	SECTOR 3	LAP TIME	MPH	DIFF	TIME OF DAY	
1 -	OUTLAP	116.7	55.430	103.7	31.378	110.9	10:11:57.653	
2 -	28.136	118.3	53.025	110.7	30.691	113.1	1:51.852 86.64 1.269 10:13:49.505	
3 -	27.788	119.1	52.635	109.2	30.338	112.7	1:50.761 (2) 87.49 0.178 10:15:40.266	
4 -	27.616	116.9	52.886	107.8	30.661	111.6	1:51.163 (3) 87.18 0.580 10:17:31.429	
5 -	27.686	117.5	52.282	107.8	30.615	112.4	1:50.583 (1) 87.63 10:19:22.012	

P16 21 M3 Richard KERR		Honda - Bob Wylie Racing						
IDEAL LAP TIME : 1:50.552		BEST LAP TIME : 1:50.733		DIFFERENCE : 0.181				
LAP	SECTOR 1	SECTOR 2	SECTOR 3	LAP TIME	MPH	DIFF	TIME OF DAY	
1 -	OUTLAP	109.8	56.528	104.0	31.315	106.3	10:11:58.365	
2 -	28.349	112.7	54.286	104.2	30.732	107.8	1:53.367 85.48 2.634 10:13:51.732	
3 -	27.875	112.7	53.191	102.6	30.643	106.0	1:51.709 (2) 86.75 0.976 10:15:43.441	
4 -	28.342	111.6	53.058	103.8	30.424	106.5	1:51.824 (3) 86.66 1.091 10:17:35.265	
5 -	27.712	112.4	52.416	102.7	30.605	107.5	1:50.733 (1) 87.51 10:19:25.998	

P17 25 M3 Mike BROUWERS		Honda - Joma / Brouwersracingteam						
IDEAL LAP TIME : 1:50.455		BEST LAP TIME : 1:50.752		DIFFERENCE : 0.297				
LAP	SECTOR 1	SECTOR 2	SECTOR 3	LAP TIME	MPH	DIFF	TIME OF DAY	
1 -	OUTLAP	110.3	56.368	103.7	30.811	107.0	10:12:01.023	
2 -	27.961	113.9	54.326	103.8	30.883	108.0	1:53.170 85.63 2.418 10:13:54.193	
3 -	27.956	112.0	54.584	103.0	30.334	107.3	1:52.874 (3) 85.85 2.122 10:15:47.067	
4 -	27.604	112.4	53.012	103.7	30.840	108.4	1:51.456 (2) 86.95 0.704 10:17:38.523	
5 -	27.582	113.3	52.539	103.0	30.631	106.5	1:50.752 (1) 87.50 10:19:29.275	

P18 44 M3 Edmund BEST		Honda - SymCirrus Motorsport						
IDEAL LAP TIME : 1:51.068		BEST LAP TIME : 1:51.127		DIFFERENCE : 0.059				
LAP	SECTOR 1	SECTOR 2	SECTOR 3	LAP TIME	MPH	DIFF	TIME OF DAY	
1 -	OUTLAP	111.6	56.888	103.8	31.063	107.8	10:12:00.331	
2 -	27.900	114.1	54.565	104.2	30.472	109.1	1:52.937 (3) 85.81 1.810 10:13:53.268	
3 -	27.665	114.7	52.981	104.6	30.481	108.5	1:51.127 (1) 87.20 10:15:44.395	
4 -	27.615	114.3	58.699	97.8	31.228	108.2	1:57.542 82.44 6.415 10:17:41.937	
5 -	27.825	110.9	53.499	104.0	30.990	106.6	1:52.314 (2) 86.28 1.187 10:19:34.251	

P19 64 M3 Asher DURHAM		KTM - Redline KTM / Total Hire & Sales						
IDEAL LAP TIME : 1:50.295		BEST LAP TIME : 1:51.530		DIFFERENCE : 1.235				
LAP	SECTOR 1	SECTOR 2	SECTOR 3	LAP TIME	MPH	DIFF	TIME OF DAY	
1 -	OUTLAP	113.9	56.735	102.7	30.960	110.1	10:12:01.625	
2 -	28.194	115.9	53.772	106.1	31.218	109.8	1:53.184 (3) 85.62 1.654 10:13:54.809	
3 -	27.484	117.5	53.329	105.5	30.717	108.2	1:51.530 (1) 86.89 10:15:46.339	
4 -	27.587	114.1	53.400	105.8	30.972	108.9	1:51.959 (2) 86.56 0.429 10:17:38.298	

Weather / Track : Sunny / Dry

Oulton Park International
Circuit Length = 2.6920 miles
Start: 10:10 Flag 10:18 End: 10:20

MCRCB BULLETIN TK173

2015 MCE British Superbike Championship - Round 3

2015 HEL British Motostar Championship

WARM-UP - SECTOR ANALYSIS

SECTOR 1 = FL to I1, SECTOR 2 = I1 to I2, SECTOR 3 = I2 to FL, DIFF = Difference To Personal Best Lap

P20 74 M3		Joseph THOMPSON					Repli-Cast Moto 3 - Repli-Cast UK			
IDEAL LAP TIME : 1:52.671		BEST LAP TIME : 1:52.678			DIFFERENCE : 0.007					
LAP	SECTOR 1	SECTOR 2		SECTOR 3		LAP TIME	MPH	DIFF	TIME OF DAY	
1 -	OUTLAP	109.8	59.071	98.6	31.948	105.3			10:12:04.911	
2 -	28.604	111.4	54.913	101.0	31.251	104.6	1:54.768 (3)	84.44	2.090	10:13:59.679
3 -	28.611	108.9	53.351	103.0	30.716	106.1	1:52.678 (1)	86.00		10:15:52.357
4 -	28.817	94.9	56.214	101.8	31.377	104.3	1:56.408	83.25	3.730	10:17:48.765
5 -	28.648	106.3	54.719	103.0	31.308	106.1	1:54.675 (2)	84.51	1.997	10:19:43.440

P21 16		Andrew SAWFORD					Aprilia - St Neots Motorcycle Co Ltd			
IDEAL LAP TIME : 1:52.669		BEST LAP TIME : 1:52.795			DIFFERENCE : 0.126					
LAP	SECTOR 1	SECTOR 2		SECTOR 3		LAP TIME	MPH	DIFF	TIME OF DAY	
1 -	OUTLAP	98.9	1:03.099	94.1	33.980	97.5			10:12:18.715	
2 -	30.666	105.8	56.670	99.5	31.732	105.5	1:59.068 (3)	81.39	6.273	10:14:17.783
3 -	28.304	110.1	53.674	101.2	30.817	105.0	1:52.795 (1)	85.91		10:16:10.578
4 -	28.178	109.2	54.314	100.9	31.053	104.6	1:53.545 (2)	85.35	0.750	10:18:04.123

P22 2 M3		Joe THOMAS					Honda - Team ILR			
IDEAL LAP TIME : 1:52.610		BEST LAP TIME : 1:52.806			DIFFERENCE : 0.196					
LAP	SECTOR 1	SECTOR 2		SECTOR 3		LAP TIME	MPH	DIFF	TIME OF DAY	
1 -	OUTLAP	111.1	57.973	102.9	31.434	106.0			10:12:12.832	
2 -	28.795	111.4	53.507	103.4	30.504	107.0	1:52.806 (1)	85.91		10:14:05.638
3 -	28.599	110.9	54.519	103.4	IN PIT		2:00.462 P	80.45	7.656	10:16:06.100
4 -	OUTLAP	110.3	54.406	102.7	30.780	105.8	2:33.359	63.19	40.553	10:18:39.459

P23 70		Ryan LONGSHAW					Honda - RCD Motorsport			
IDEAL LAP TIME : 1:52.844		BEST LAP TIME : 1:53.189			DIFFERENCE : 0.345					
LAP	SECTOR 1	SECTOR 2		SECTOR 3		LAP TIME	MPH	DIFF	TIME OF DAY	
1 -	OUTLAP	107.3	58.600	102.7	32.191	105.3			10:12:07.385	
2 -	29.489	106.3	55.933	101.5	31.303	105.5	1:56.725 (3)	83.02	3.536	10:14:04.110
3 -	30.929	110.7	55.419	101.9	31.791	104.8	1:58.139	82.03	4.950	10:16:02.249
4 -	28.692	107.8	54.353	101.3	31.104	104.0	1:54.149 (2)	84.90	0.960	10:17:56.398
5 -	28.380	109.2	53.360	101.5	31.449	104.3	1:53.189 (1)	85.62		10:19:49.587

P24 98 M3		Tomas DE VRIES					Honda - DAT Racing			
IDEAL LAP TIME : 1:53.400		BEST LAP TIME : 1:53.739			DIFFERENCE : 0.339					
LAP	SECTOR 1	SECTOR 2		SECTOR 3		LAP TIME	MPH	DIFF	TIME OF DAY	
1 -	OUTLAP	109.8	56.980	102.2	31.993	106.5			10:12:01.221	
2 -	28.644	111.6	54.605	103.2	31.046	107.8	1:54.295 (3)	84.79	0.556	10:13:55.516
3 -	28.508	111.2	54.533	102.2	31.338	104.0	1:54.379	84.72	0.640	10:15:49.895
4 -	28.285	110.1	54.098	101.2	31.356	105.5	1:53.739 (1)	85.20		10:17:43.634
5 -	28.256	109.2	54.320	100.9	31.591	104.6	1:54.167 (2)	84.88	0.428	10:19:37.801

P25 87		Jamie EDWARDS					Nykos - Kinpac Racing			
IDEAL LAP TIME : 1:53.480		BEST LAP TIME : 1:53.929			DIFFERENCE : 0.449					
LAP	SECTOR 1	SECTOR 2		SECTOR 3		LAP TIME	MPH	DIFF	TIME OF DAY	
1 -	OUTLAP	110.5	57.313	102.1	31.937	103.5			10:12:04.225	
2 -	29.368	109.6	55.555	100.6	31.493	104.8	1:56.416	83.24	2.487	10:14:00.641
3 -	28.463	111.2	54.201	101.2	31.265	104.2	1:53.929 (1)	85.06		10:15:54.570
4 -	29.064	108.2	54.035	101.5	31.478	104.5	1:54.577 (3)	84.58	0.648	10:17:49.147
5 -	28.180	110.9	54.483	100.9	31.515	105.0	1:54.178 (2)	84.87	0.249	10:19:43.325

P26 34		Liam DELVES					Honda - Crucials Sauce / Banks Racing			
IDEAL LAP TIME : 1:53.720		BEST LAP TIME : 1:54.027			DIFFERENCE : 0.307					
LAP	SECTOR 1	SECTOR 2		SECTOR 3		LAP TIME	MPH	DIFF	TIME OF DAY	
1 -	OUTLAP	106.5	57.068	101.2	31.562	104.5			10:12:06.507	
2 -	29.043	109.1	54.855	102.7	31.223	105.3	1:55.121	84.18	1.094	10:14:01.628

Weather / Track : Sunny / Dry

Oulton Park International
Circuit Length = 2.6920 miles
Start: 10:10 Flag 10:18 End: 10:20

MCRCB BULLETIN TK173

2015 MCE British Superbike Championship - Round 3

2015 HEL British Motostar Championship

WARM-UP - SECTOR ANALYSIS

SECTOR 1 = FL to I1, SECTOR 2 = I1 to I2, SECTOR 3 = I2 to FL, DIFF = Difference To Personal Best Lap

3 -	28.747	110.9	54.137	103.5	31.143	105.1	1:54.027 (1)	84.99			10:15:55.655
4 -	28.501	109.4	54.523	102.6	31.241	105.8	1:54.265 (3)	84.81	0.238		10:17:49.920
5 -	28.440	109.8	54.278	103.4	31.381	105.8	1:54.099 (2)	84.93	0.072		10:19:44.019

P27	72	Cameron HORSMAN					Honda - FAB-Racing				
IDEAL LAP TIME : 1:53.925		BEST LAP TIME : 1:54.138			DIFFERENCE : 0.213						
LAP	SECTOR 1		SECTOR 2		SECTOR 3		LAP TIME	MPH	DIFF	TIME OF DAY	
1 -	OUTLAP	113.9	58.048	106.1	31.530	109.6					10:12:04.314
2 -	28.618	113.3	56.249	103.0	31.528	109.6	1:56.395	83.26	2.257		10:14:00.709
3 -	28.230	113.3	54.945	106.3	31.151	109.8	1:54.326 (2)	84.76	0.188		10:15:55.035
4 -	28.204	112.5	54.848	105.8	31.086	108.4	1:54.138 (1)	84.90			10:17:49.173
5 -	27.991	112.9	55.140	105.5	31.223	108.4	1:54.354 (3)	84.74	0.216		10:19:43.527

P28	13 M3	Sam BURMAN					Honda - WNT / Burman Racing				
IDEAL LAP TIME : 1:54.407		BEST LAP TIME : 1:54.427			DIFFERENCE : 0.020						
LAP	SECTOR 1		SECTOR 2		SECTOR 3		LAP TIME	MPH	DIFF	TIME OF DAY	
1 -	OUTLAP	109.6	56.180	101.6	33.005	108.4					10:11:59.060
2 -	29.058	114.7	54.624	100.0	32.438	109.1	1:56.120	83.45	1.693		10:13:55.180
3 -	28.568	114.3	54.672	104.2	31.675	107.5	1:54.915 (3)	84.33	0.488		10:15:50.095
4 -	28.827	113.5	54.342	103.5	31.575	108.2	1:54.744 (2)	84.46	0.317		10:17:44.839
5 -	28.579	112.7	54.264	103.2	31.584	107.5	1:54.427 (1)	84.69			10:19:39.266

P29	17	Wesley JONKER					Luyten Honda - Racing Family				
IDEAL LAP TIME : 1:53.897		BEST LAP TIME : 1:54.510			DIFFERENCE : 0.613						
LAP	SECTOR 1		SECTOR 2		SECTOR 3		LAP TIME	MPH	DIFF	TIME OF DAY	
1 -	OUTLAP	109.4	59.984	100.7	32.790	103.4					10:12:07.572
2 -	29.224	110.3	55.584	100.6	32.069	104.0	1:56.877 (3)	82.91	2.367		10:14:04.449
3 -	31.185	109.6	55.151	101.0	31.573	103.7	1:57.909	82.19	3.399		10:16:02.358
4 -	28.954	109.1	54.563	101.2	31.181	105.3	1:54.698 (2)	84.49	0.188		10:17:57.056
5 -	28.535	110.5	54.181	100.6	31.794	104.6	1:54.510 (1)	84.63			10:19:51.566

P30	4	Louis VALLELEY					KTM - CM Racing				
IDEAL LAP TIME : 1:54.411		BEST LAP TIME : 1:54.906			DIFFERENCE : 0.495						
LAP	SECTOR 1		SECTOR 2		SECTOR 3		LAP TIME	MPH	DIFF	TIME OF DAY	
1 -	OUTLAP	99.7	58.362	97.9	32.038	100.9					10:12:08.192
2 -	29.196	106.3	55.807	99.7	31.420	102.2	1:56.423 (3)	83.24	1.517		10:14:04.615
3 -	30.248	104.6	56.334	98.9	31.670	99.8	1:58.252	81.95	3.346		10:16:02.867
4 -	28.837	104.6	55.040	97.9	31.599	99.8	1:55.476 (2)	83.92	0.570		10:17:58.343
5 -	28.932	102.4	54.154	97.2	31.820	99.8	1:54.906 (1)	84.34			10:19:53.249

P31	3	Mark CLAYTON					Honda - SP125 / Refined Recruitment				
IDEAL LAP TIME : 1:54.834		BEST LAP TIME : 1:54.958			DIFFERENCE : 0.124						
LAP	SECTOR 1		SECTOR 2		SECTOR 3		LAP TIME	MPH	DIFF	TIME OF DAY	
1 -	OUTLAP	102.1	1:03.326	97.3	35.566	100.1					10:12:20.072
2 -	30.982	103.4	58.019	100.9	31.764	104.2	2:00.765 (3)	80.24	5.807		10:14:20.837
3 -	28.833	110.7	54.892	102.2	31.281	104.6	1:55.006 (2)	84.26	0.048		10:16:15.843
4 -	28.684	111.6	55.016	102.2	31.258	105.3	1:54.958 (1)	84.30			10:18:10.801

P32	11	Stephen CAMPBELL					Honda - Campbell Racing				
IDEAL LAP TIME : 1:54.933		BEST LAP TIME : 1:55.142			DIFFERENCE : 0.209						
LAP	SECTOR 1		SECTOR 2		SECTOR 3		LAP TIME	MPH	DIFF	TIME OF DAY	
1 -	OUTLAP	105.1	59.332	99.8	32.584	101.5					10:12:20.197
2 -	30.850	106.8	56.123	100.9	31.852	102.7	1:58.825 (3)	81.55	3.683		10:14:19.022
3 -	28.547	109.2	55.237	100.0	31.913	103.5	1:55.697 (2)	83.76	0.555		10:16:14.719
4 -	28.756	109.1	54.891	98.9	31.495	103.2	1:55.142 (1)	84.16			10:18:09.861

Weather / Track : Sunny / Dry

Oulton Park International
Circuit Length = 2.6920 miles
Start: 10:10 Flag 10:18 End: 10:20

MCRCB BULLETIN TK173**2015 MCE British Superbike Championship - Round 3****2015 HEL British Motostar Championship****WARM-UP - SECTOR ANALYSIS**

SECTOR 1 = FL to I1, SECTOR 2 = I1 to I2, SECTOR 3 = I2 to FL, DIFF = Difference To Personal Best Lap

P33 24		Tasia RODINK				Honda - Promemo Racing				
IDEAL LAP TIME : 1:55.344		BEST LAP TIME : 1:55.711		DIFFERENCE : 0.367						
LAP	SECTOR 1	SECTOR 2		SECTOR 3		LAP TIME	MPH	DIFF	TIME OF DAY	
1 -	OUTLAP	97.3	1:03.165	95.7	34.731	95.5			10:12:19.913	
2 -	30.090	103.5	56.699	98.3	32.412	102.6	1:59.201 (3)	81.30	3.490	10:14:19.114
3 -	28.748	110.3	55.354	100.7	31.609	104.2	1:55.711 (1)	83.75		10:16:14.825
4 -	29.233	106.1	54.987	99.7	32.155	102.4	1:56.375 (2)	83.27	0.664	10:18:11.200

P34 7		Jamie ASHBY				Honda - SP125 / JPA Racing				
IDEAL LAP TIME : 1:56.260		BEST LAP TIME : 1:56.260		DIFFERENCE : 0.000						
LAP	SECTOR 1	SECTOR 2		SECTOR 3		LAP TIME	MPH	DIFF	TIME OF DAY	
1 -	OUTLAP	105.3	59.379	100.6	32.480	104.8				10:12:13.270
2 -	29.857	109.2	56.325	100.9	31.888	104.3	1:58.070 (3)	82.08	1.810	10:14:11.340
3 -	29.563	108.9	55.709	100.4	31.765	104.3	1:57.037 (2)	82.80	0.777	10:16:08.377
4 -	29.066	108.5	55.570	100.6	31.624	105.5	1:56.260 (1)	83.35		10:18:04.637

MCRCB BULLETIN TK174**2015 MCE British Superbike Championship - Round 3****2015 HEL British Motostar Championship****WARM-UP - BEST SPEEDS**

POS	INTERMEDIATE 1			INTERMEDIATE 2			FINISH LINE		
	NO	NAME	MPH	NO	NAME	MPH	NO	NAME	MPH
1	6	TAYLOR	120.2	6	TAYLOR	111.6	6	TAYLOR	113.3
2	77	PERSSON	119.8	27	POLDEN	110.7	27	POLDEN	113.1
3	27	POLDEN	119.1	95	DEROUE	109.4	95	DEROUE	113.1
4	95	DEROUE	118.9	77	PERSSON	108.5	77	PERSSON	112.7
5	26	SAEZ	117.9	26	SAEZ	108.2	26	SAEZ	112.4
6	86	NESBITT	117.9	47	ARCHER	108.2	47	ARCHER	112.4
7	64	DURHAM	117.5	71	BEINLICH	107.7	86	NESBITT	110.9
8	52	BOERBOOM	117.3	86	NESBITT	107.7	20	MARKLUND	110.7
9	20	MARKLUND	117.1	52	BOERBOOM	107.3	35	LODGE	110.7
10	47	ARCHER	117.1	35	LODGE	107.2	52	BOERBOOM	110.7
11	42	SLOOTEN	116.9	20	MARKLUND	107.0	71	BEINLICH	110.7
12	35	LODGE	116.7	42	SLOOTEN	106.8	64	DURHAM	110.1
13	71	BEINLICH	116.7	72	HORSMAN	106.3	72	HORSMAN	109.8
14	1	RENDELL	115.1	64	DURHAM	106.1	1	RENDELL	109.6
15	13	BURMAN	114.7	1	RENDELL	105.3	42	SLOOTEN	109.4
16	44	BEST	114.7	62	VAN DER VALK	105.3	13	BURMAN	109.1
17	25	BROUWERS	113.9	44	BEST	104.6	44	BEST	109.1
18	72	HORSMAN	113.9	13	BURMAN	104.2	25	BROUWERS	108.4
19	62	VAN DER VALK	113.1	21	KERR	104.2	62	VAN DER VALK	108.0
20	65	OWENS	112.9	25	BROUWERS	103.8	21	KERR	107.8
21	21	KERR	112.7	34	DELVES	103.5	98	DE VRIES	107.8
22	3	CLAYTON	111.6	2	THOMAS	103.4	2	THOMAS	107.0
23	98	DE VRIES	111.6	98	DE VRIES	103.2	74	THOMPSON	106.1
24	2	THOMAS	111.4	74	THOMPSON	103.0	34	DELVES	105.8
25	74	THOMPSON	111.4	70	LONGSHAW	102.7	65	OWENS	105.8
26	87	EDWARDS	111.2	65	OWENS	102.6	7	ASHBY	105.5
27	34	DELVES	110.9	3	CLAYTON	102.2	16	SAWFORD	105.5
28	70	LONGSHAW	110.7	87	EDWARDS	102.1	70	LONGSHAW	105.5
29	17	JONKER	110.5	16	SAWFORD	101.2	3	CLAYTON	105.3
30	24	RODINK	110.3	17	JONKER	101.2	17	JONKER	105.3
31	16	SAWFORD	110.1	7	ASHBY	100.9	87	EDWARDS	105.0
32	7	ASHBY	109.2	11	CAMPBELL	100.9	24	RODINK	104.2
33	11	CAMPBELL	109.2	24	RODINK	100.7	11	CAMPBELL	103.5
34	4	VALLELEY	106.3	4	VALLELEY	99.7	4	VALLELEY	102.2

Weather / Track : Sunny / Dry

Results can be found at www.tsl-timing.comOulton Park International
Circuit Length = 2.6920 miles
Start: 10:10 Flag 10:18 End: 10:20

Printed - 10:21 Monday, 04 May 2015

MCRCB BULLETIN TK175

2015 MCE British Superbike Championship - Round 3

2015 HEL British Motostar Championship

WARM-UP - BEST SECTORS

SECTOR 1			SECTOR 2			SECTOR 3			IDEAL / BEST COMPARISON						
POS	NO	NAME	TIME	NO	NAME	TIME	NO	NAME	TIME	POS	NO	NAME	IDEAL	BEST	DIFF
													PERFECT LAP	1:46.786	
1	6	TAYLOR	26.557	1	RENDELL	50.792	1	RENDELL	29.437	1	1	RENDELL	1:47.047	1:47.178	0.131
2	95	DEROUE	26.641	6	TAYLOR	50.813	26	SAEZ	29.516	2	6	TAYLOR	1:47.104	1:47.214	0.110
3	26	SAEZ	26.661	95	DEROUE	50.846	95	DEROUE	29.726	3	95	DEROUE	1:47.213	1:47.213	0.000
4	1	RENDELL	26.818	77	PERSSON	51.398	6	TAYLOR	29.734	4	26	SAEZ	1:47.734	1:47.938	0.204
5	52	BOERBOOM	26.872	86	NESBITT	51.454	77	PERSSON	29.749	5	77	PERSSON	1:48.066	1:48.066	0.000
6	77	PERSSON	26.919	71	BEINLICH	51.539	86	NESBITT	29.877	6	86	NESBITT	1:48.481	1:48.723	0.242
7	35	LODGE	27.048	26	SAEZ	51.557	47	ARCHER	29.888	7	47	ARCHER	1:48.669	1:48.876	0.207
8	71	BEINLICH	27.096	47	ARCHER	51.665	35	LODGE	29.954	8	52	BOERBOOM	1:48.733	1:48.766	0.033
9	47	ARCHER	27.116	52	BOERBOOM	51.738	52	BOERBOOM	30.123	9	35	LODGE	1:48.797	1:48.797	0.000
10	86	NESBITT	27.150	35	LODGE	51.795	20	MARKLUND	30.149	10	71	BEINLICH	1:48.825	1:48.852	0.027
11	65	OWENS	27.335	65	OWENS	52.032	42	SLOOTEN	30.154	11	65	OWENS	1:49.629	1:49.629	0.000
12	20	MARKLUND	27.366	64	DURHAM	52.206	71	BEINLICH	30.190	12	20	MARKLUND	1:49.868	1:49.868	0.000
13	64	DURHAM	27.372	42	SLOOTEN	52.254	65	OWENS	30.262	13	42	SLOOTEN	1:49.894	1:50.135	0.241
14	42	SLOOTEN	27.486	27	POLDEN	52.282	62	VAN DER VALK	30.268	14	27	POLDEN	1:50.236	1:50.583	0.347
15	25	BROUWERS	27.582	62	VAN DER VALK	52.323	25	BROUWERS	30.334	15	62	VAN DER VALK	1:50.268	1:50.307	0.039
16	44	BEST	27.615	20	MARKLUND	52.353	27	POLDEN	30.338	16	64	DURHAM	1:50.295	1:51.530	1.235
17	27	POLDEN	27.616	21	KERR	52.416	21	KERR	30.424	17	25	BROUWERS	1:50.455	1:50.752	0.297
18	62	VAN DER VALK	27.677	25	BROUWERS	52.539	44	BEST	30.472	18	21	KERR	1:50.552	1:50.733	0.181
19	21	KERR	27.712	44	BEST	52.981	2	THOMAS	30.504	19	44	BEST	1:51.068	1:51.127	0.059
20	72	HORSMAN	27.991	74	THOMPSON	53.351	74	THOMPSON	30.716	20	2	THOMAS	1:52.610	1:52.806	0.196
21	16	SAWFORD	28.178	70	LONGSHAW	53.360	64	DURHAM	30.717	21	16	SAWFORD	1:52.669	1:52.795	0.126
22	87	EDWARDS	28.180	2	THOMAS	53.507	16	SAWFORD	30.817	22	74	THOMPSON	1:52.671	1:52.678	0.007
23	98	DE VRIES	28.256	16	SAWFORD	53.674	98	DE VRIES	31.046	23	70	LONGSHAW	1:52.844	1:53.189	0.345
24	70	LONGSHAW	28.380	87	EDWARDS	54.035	72	HORSMAN	31.086	24	98	DE VRIES	1:53.400	1:53.739	0.339
25	34	DELVES	28.440	98	DE VRIES	54.098	70	LONGSHAW	31.104	25	87	EDWARDS	1:53.480	1:53.929	0.449
26	17	JONKER	28.535	34	DELVES	54.137	34	DELVES	31.143	26	34	DELVES	1:53.720	1:54.027	0.307
27	11	CAMPBELL	28.547	4	VALLELEY	54.154	17	JONKER	31.181	27	17	JONKER	1:53.897	1:54.510	0.613
28	13	BURMAN	28.568	17	JONKER	54.181	3	CLAYTON	31.258	28	72	HORSMAN	1:53.925	1:54.138	0.213
29	2	THOMAS	28.599	13	BURMAN	54.264	87	EDWARDS	31.265	29	13	BURMAN	1:54.407	1:54.427	0.020
30	74	THOMPSON	28.604	72	HORSMAN	54.848	4	VALLELEY	31.420	30	4	VALLELEY	1:54.411	1:54.906	0.495
31	3	CLAYTON	28.684	11	CAMPBELL	54.891	11	CAMPBELL	31.495	31	3	CLAYTON	1:54.834	1:54.958	0.124
32	24	RODINK	28.748	3	CLAYTON	54.892	13	BURMAN	31.575	32	11	CAMPBELL	1:54.933	1:55.142	0.209
33	4	VALLELEY	28.837	24	RODINK	54.987	24	RODINK	31.609	33	24	RODINK	1:55.344	1:55.711	0.367
34	7	ASHBY	29.066	7	ASHBY	55.570	7	ASHBY	31.624	34	7	ASHBY	1:56.260	1:56.260	0.000

Weather / Track : Sunny / Dry

Results can be found at www.tsl-timing.com

Oulton Park International
 Circuit Length = 2.6920 miles
 Start: 10:10 Flag 10:18 End: 10:20

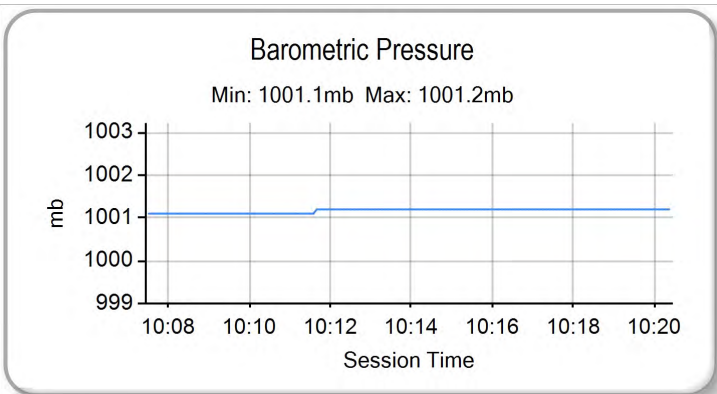
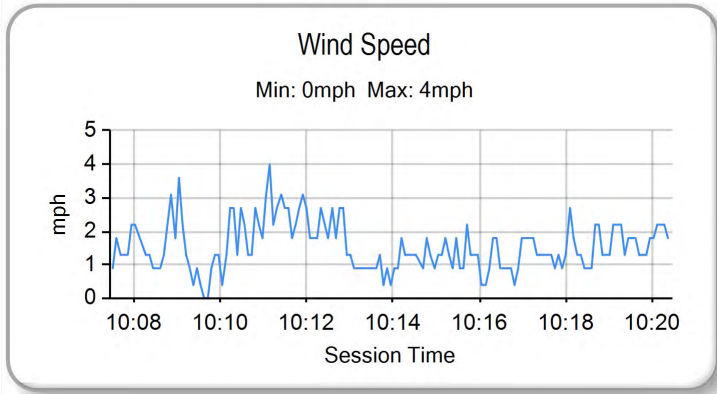
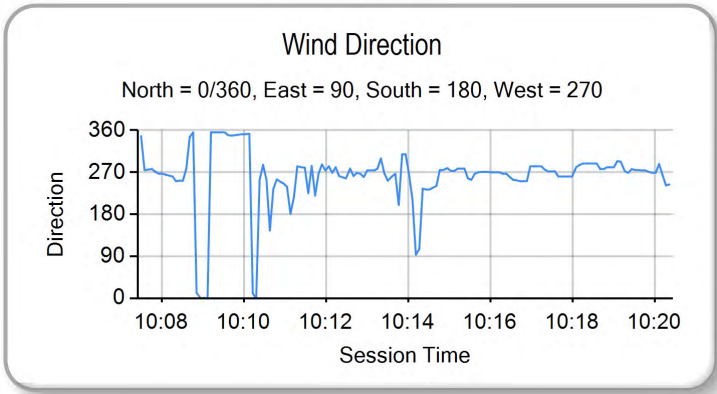
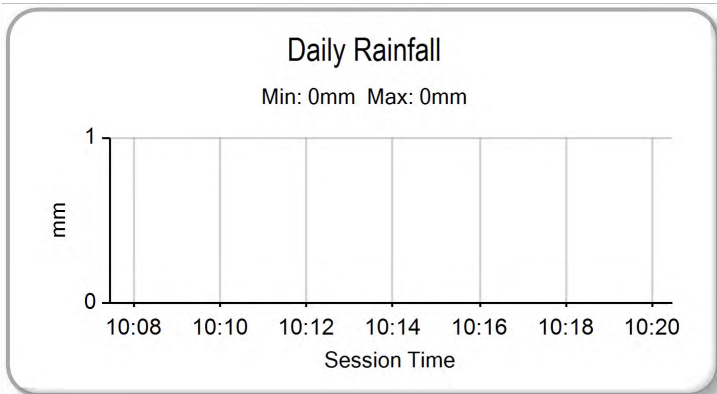
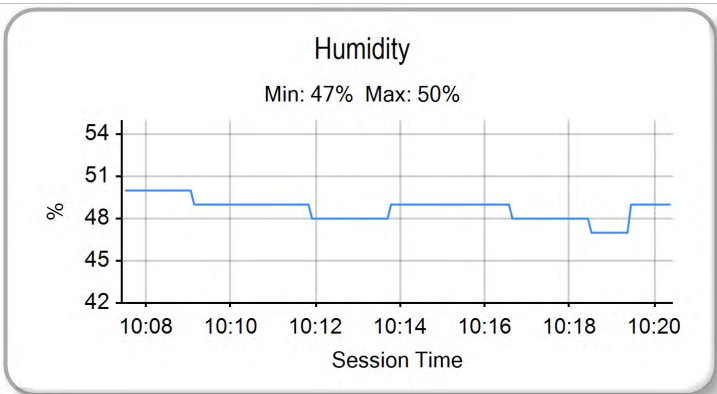
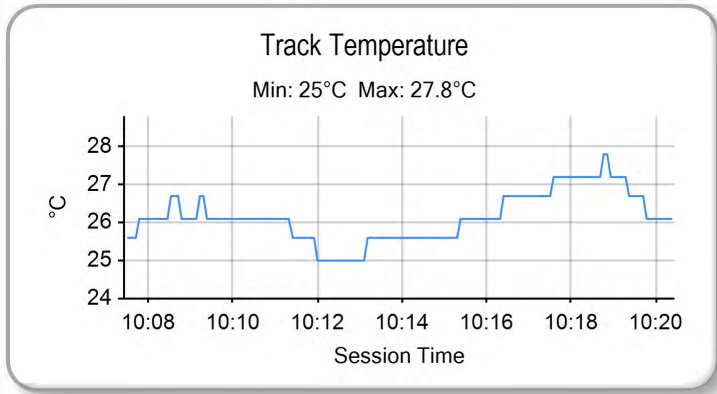
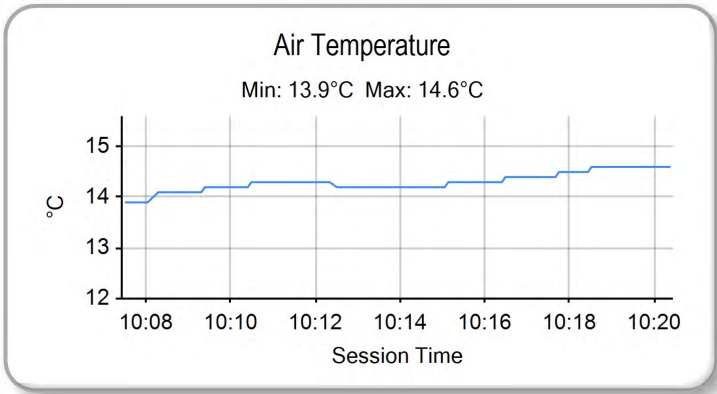
Printed - 10:21 Monday, 04 May 2015

MCRCB BULLETIN TK176

2015 MCE British Superbike Championship - Round 3

2015 HEL British Motostar Championship

WARM-UP - WEATHER CONDITIONS



Weather / Track : Sunny / Dry

Results can be found at www.tsl-timing.com

Oulton Park International
Circuit Length = 2.6920 miles
Start: 10:10 Flag 10:18 End: 10:20

Printed - 10:20 Monday, 04 May 2015



ROW 12				34	24	Tasia RODINK	1:55.992						
ROW 11		33	7	Jamie ASHBY	1:55.582	32	98	Tomas DE VRIES	1:54.799	31	72	Cameron HORSMAN	1:54.598
ROW 10	30	2	Joe THOMAS	1:54.334	29	11	Stephen CAMPBELL	1:54.206	28	13	Sam BURMAN	1:53.794	
ROW 9		27	17	Wesley JONKER	1:53.309	26	87	Jamie EDWARDS	1:52.678	25	70	Ryan LONGSHAW	1:52.387
ROW 8	24	34	Liam DELVES	1:52.331	23	16	Andrew SAWFORD	1:52.325	22	4	Louis VALLELEY	1:52.258	
ROW 7		21	44	Edmund BEST	1:51.851	20	3	Mark CLAYTON	1:51.561	19	74	Joseph THOMPSON	1:51.491
ROW 6	18	21	Richard KERR	1:51.440	17	64	Asher DURHAM	1:50.779	16	25	Mke BROUWERS	1:50.698	
ROW 5		15	42	Brian SLOOTEN	1:50.299	14	62	Vasco VAN DER VALK	1:50.224	13	65	Josh OWENS	1:50.185
ROW 4	12	20	Joel MARKLUND	1:50.099	11	71	Christoph BEINLICH	1:50.002	10	86	Charlie NESBITT	1:49.088	
ROW 3		9	52	Jorel BOERBOOM	1:49.054	8	47	Jake ARCHER	1:48.873	7	35	Elliot LODGE	1:48.829
ROW 2	6	27	Georgina POLDEN	1:48.325	5	26	Dani SAEZ	1:47.731	4	77	Alex PERSSON	1:47.700	
ROW 1		3	95	Scott DEROUÉ	1:47.426	2	1	Edward RENDELL	1:46.550	1	6	Taz TAYLOR	1:45.873
												Pole	

Oulton Park International
Circuit Length = 2.6920 miles

These results are provisional until the conclusion of any judicial and technical matters.

Race Director :	Stewards :	Timekeeper :
-----------------	------------	--------------

Results can be found at www.britishsuperbike.com

Printed - 10:22 Monday, 04 May 2015





POS	NO	CL	PIC NAME	ENTRY	LAPS	TIME	GAP	DIFF	MPH	BEST	ON
1	6	M3	1 Taz TAYLOR	KTM - RS Racing	14	24:54.009			90.81	1:45.345	2
2	1	M3	2 Edward RENDELL	Honda - Banks Racing	14	24:58.592	4.583	4.583	90.53	1:46.472	10
3	77	M3	3 Alex PERSSON	Kalex KTM - PWR / FPW Racing	14	25:06.353	12.344	7.761	90.07	1:46.450	5
4	95	M3	4 Scott DEROUE	KTM - Redline KTM	14	25:06.571	12.562	0.218	90.05	1:46.809	5
5	47	M3	5 Jake ARCHER	Honda - RS Racing	14	25:16.042	22.033	9.471	89.49	1:47.582	12
6	52	M3	6 Jorel BOERBOOM	Kalex KTM - FPW Racing	14	25:16.398	22.389	0.356	89.47	1:47.585	14
7	27	M3	7 Georgina POLDEN	KTM - RS Racing	14	25:25.317	31.308	8.919	88.95	1:47.752	3
8	26	M3	8 Dani SAEZ	Repli-Cast Moto 3 - Repli-Cast - Armstrong	14	25:28.569	34.560	3.252	88.76	1:47.403	7
9	86	M3	9 Charlie NESBITT	Repli-Cast Moto 3 - Repli-Cast UK	14	25:29.539	35.530	0.970	88.70	1:48.158	13
10	35	M3	10 Elliot LODGE	Honda - Essential Team Racing / SP125	14	25:30.202	36.193	0.663	88.66	1:48.333	5
11	20	M3	11 Joel MARKLUND	Honda - Marklund Solutions	14	25:30.418	36.409	0.216	88.65	1:48.346	6
12	71	M3	12 Christoph BEINLICH	Honda - Beinlich Racing Team	14	25:30.600	36.591	0.182	88.64	1:48.371	13
13	42	M3	13 Brian SLOOTEN	Honda - Bakker Frames Holland	14	25:45.407	51.398	14.807	87.79	1:48.725	5
14	2	M3	14 Joe THOMAS	Honda - Team ILR	14	25:52.101	58.092	6.694	87.41	1:49.446	14
15	62	M3	15 Vasco VAN DER VALK	Honda - Team ILR / Vasco62.nl	14	25:52.525	58.516	0.424	87.39	1:49.294	14
16	65		1 Josh OWENS	Honda - JPL Racing	14	25:52.870	58.861	0.345	87.37	1:49.100	6
17	25	M3	16 Mike BROUWERS	Honda - Joma / Brouwersracingteam	14	25:53.076	59.067	0.206	87.36	1:49.863	6
18	44	M3	17 Edmund BEST	Honda - SymCirrus Motorsport	14	25:58.392	1:04.383	5.316	87.06	1:49.757	5
19	3		2 Mark CLAYTON	Honda - SP125 / Refined Recruitment	14	26:24.769	1:30.760	26.377	85.61	1:51.845	3
20	16		3 Andrew SAWFORD	Aprilia - St Neots Motorcycle Co Ltd	14	26:29.096	1:35.087	4.327	85.38	1:51.865	3
21	98	M3	18 Tomas DE VRIES	Honda - DAT Racing	14	26:32.217	1:38.208	3.121	85.21	1:52.195	8
22	70*		4 Ryan LONGSHAW	Honda - RCD Motorsport	14	26:32.227	1:38.218	0.010	85.21	1:51.761	5
23	17		5 Wesley JONKER	Luyten Honda - Racing Family	14	26:32.333	1:38.324	0.106	85.20	1:52.055	7
24	34		6 Liam DELVES	Honda - Crucials Sauce / Banks Racing	14	26:32.503	1:38.494	0.170	85.19	1:52.054	7
25	87		7 Jamie EDWARDS	Nykos - Kinpac Racing	14	26:39.296	1:45.287	6.793	84.83	1:52.899	5
26	4		8 Louis VALLELEY	KTM - CM Racing	14	26:39.584	1:45.575	0.288	84.82	1:52.905	3
27	11		9 Stephen CAMPBELL	Honda - Campbell Racing	14	26:46.684	1:52.675	7.100	84.44	1:53.523	12
28	13	M3	19 Sam BURMAN	Honda - WNT / Burman Racing	14	26:48.093	1:54.084	1.409	84.37	1:53.457	7
29	7		10 Jamie ASHBY	Honda - SP125 / JPA Racing	13	25:06.387	1 Lap	1 Lap	83.63	1:54.145	10
30	24		11 Tasia RODINK	Honda - Promemo Racing	13	25:16.896	1 Lap	10.509	83.05	1:54.903	2

NOT CLASSIFIED

DNF	21	M3	Richard KERR	Honda - Bob Wylie Racing	6	11:17.876	8 Laps	7 Laps	85.77	1:50.835	2
DNF	74	M3	Joseph THOMPSON	Repli-Cast Moto 3 - Repli-Cast UK	5	9:25.317	9 Laps	1 Lap	85.71	1:50.865	5
DNF	72		Cameron HORSMAN	Honda - FAB-Racing	0						

FASTEST LAP

	6	M3	Taz TAYLOR	KTM - RS Racing	2	1:45.345			91.99 mph	148.05 kph	
	65		Josh OWENS	Honda - JPL Racing	6	1:49.100			88.82 mph	142.95 kph	

New Lap Record

* #70 - 1 position penalty for unsafe re-join at turn 12

Weather / Track : Bright / Dry

These results are provisional until the conclusion of any judicial and technical matters.

Oulton Park International
 Circuit Length = 2.6920 miles
 Start: 14:55 Flag 15:20 End: 15:22

Race Director :	Stewards :	Timekeeper :
-----------------	------------	--------------

Results can be found at www.britishsuperbike.com

Printed - 15:24 Monday, 04 May 2015



MCRCB BULLETIN TK212

2015 MCE British Superbike Championship - Round 3

2015 HEL British Motostar Championship

RACE 7 - LAP CHART

26	31.614	1:49.165	35	34.605	1:48.718	27	31.308	1:49.615
71	32.105	1:49.372	86	34.846	1:49.176	26	34.560	1:48.466
42	40.694	1:50.393	20	35.133	1:48.853	86	35.530	1:48.328
25	47.711	1:50.407	71	35.519	1:48.897	35	36.193	1:48.663
65	47.900	1:50.383	42	46.537	1:50.272	20	36.409	1:48.508
2	48.033	1:50.365	2	53.847	1:50.749	71	36.591	1:48.503
62	48.139	1:50.341	65	54.024	1:50.453	42	51.398	1:50.477
44	50.937	1:50.568	62	54.220	1:50.512	2	58.092	1:49.446
3	1:07.670	1:52.346	25	54.344	1:51.149	62	58.516	1:49.294
16	1:11.190	1:52.261	44	58.181	1:51.066	65	58.861	1:49.804
98	1:16.769	1:53.186	3	1:18.241	1:52.669	25	59.067	1:49.908
17	1:17.471	1:52.532	16	1:23.119	1:53.645	44	1:04.383	1:50.848
70	1:17.902	1:54.855	70	1:28.048	1:52.225	3	1:30.760	1:54.762
87	1:18.872	1:53.186	17	1:28.141	1:52.730	16	1:35.087	1:54.226
34	1:19.008	1:53.133	98	1:28.356	1:52.437	70	1:38.118	1:53.098
4	1:19.557	1:56.679	34	1:29.264	1:52.199	98	1:38.208	1:53.058
13	1:25.709	1:53.938	87	1:31.714	1:53.308	17	1:38.324	1:52.974
11	1:26.620	1:53.914	4	1:32.299	1:54.179	34	1:38.494	1:52.771
7	1:36.204	1:54.145	13	1:39.812	1:54.483	87	1:45.287	1:54.642
24	1:42.639	1:55.730	11	1:40.108	1:53.523	4	1:45.575	1:54.694
						11	1:52.675	1:54.236
						13	1:54.084	1:55.288

LAP 11 @ 15:15:03.962

NO	BEHIND	LAP TIME
----	--------	----------

6		1:47.185
1	6.806	1:46.620
77	13.673	1:47.277
95	13.862	1:47.342
47	21.945	1:47.629
52	22.628	1:48.041
27	26.420	1:49.096
86	33.050	1:49.085
35	33.267	1:49.199
20	33.660	1:49.324
26	33.733	1:49.304
71	34.002	1:49.082
42	43.645	1:50.136
2	50.478	1:49.630
25	50.575	1:50.049
65	50.951	1:50.236
62	51.088	1:50.134
44	54.495	1:50.743
3	1:12.952	1:52.467
16	1:16.854	1:52.849
17	1:22.791	1:52.505
70	1:23.203	1:52.486
98	1:23.299	1:53.715
34	1:24.445	1:52.622
4	1:25.500	1:53.128
87	1:25.786	1:54.099
13	1:32.709	1:54.185
11	1:33.965	1:54.530
7	1:43.551	1:54.532

LAP 13 @ 15:18:38.410

NO	BEHIND	LAP TIME
----	--------	----------

6		1:47.068
7	1 Lap	1:55.101
1	5.982	1:46.840
77	13.946	1:47.396
95	14.042	1:47.303
24	1 Lap	1:57.346
47	22.808	1:47.729
52	23.538	1:47.615
27	30.427	1:49.055
26	34.828	1:47.572
86	35.936	1:48.158
35	36.264	1:48.727
20	36.635	1:48.570
71	36.822	1:48.371
42	49.655	1:50.186
2	57.380	1:50.601
65	57.791	1:50.835
25	57.893	1:50.617
62	57.956	1:50.804
44	1:02.269	1:51.156
3	1:24.732	1:53.559
16	1:29.595	1:53.544
70	1:33.754	1:52.774
98	1:33.884	1:52.596
17	1:34.084	1:53.011
34	1:34.457	1:52.261
87	1:39.379	1:54.733
4	1:39.615	1:54.384
11	1:47.173	1:54.133
13	1:47.530	1:54.786

LAP 12 @ 15:16:51.342

NO	BEHIND	LAP TIME
----	--------	----------

6		1:47.380
24	1 Lap	1:56.821
1	6.210	1:46.784
77	13.618	1:47.325
95	13.807	1:47.325
47	22.147	1:47.582
52	22.991	1:47.743
27	28.440	1:49.400
26	34.324	1:47.971

LAP 14 @ 15:20:27.144

NO	BEHIND	LAP TIME
----	--------	----------

6		1:48.734
1	4.583	1:47.335
77	12.344	1:47.132
7	1 Lap	1:56.908
95	12.562	1:47.254
47	22.033	1:47.959
52	22.389	1:47.585
24	1 Lap	1:56.448

Weather / Track : Bright / Dry

MCRCB BULLETIN TK213

2015 MCE British Superbike Championship - Round 3

2015 HEL British Motostar Championship

RACE 7 - POSITION CHART

No	Name	Lap														
		Pos	1	2	3	4	5	6	7	8	9	10	11	12	13	14
6	TAYLOR	1	6	6	6	6	6	6	6	6	6	6	6	6	6	6
1	RENDELL	2	1	1	1	1	1	1	1	1	1	1	1	1	1	1
95	DEROUE	3	95	95	95	95	95	95	77	77	95	77	77	77	77	77
77	PERSSON	4	77	77	77	77	77	77	95	95	77	95	95	95	95	95
26	SAEZ	5	47	47	47	47	47	47	47	47	52	47	47	47	47	47
27	POLDEN	6	27	27	27	27	27	52	52	52	47	52	52	52	52	52
35	LODGE	7	35	52	52	52	52	27	27	27	27	27	27	27	27	27
47	ARCHER	8	52	71	35	35	35	35	35	86	86	86	86	26	26	26
52	BOERBOOM	9	71	35	71	71	71	86	86	35	35	35	35	35	86	86
86	NESBITT	10	86	86	86	86	86	20	20	20	20	20	20	86	35	35
71	BEINLICH	11	20	20	20	20	20	71	71	71	26	26	26	20	20	20
20	MARKLUND	12	42	42	42	26	26	26	26	26	71	71	71	71	71	71
65	OWENS	13	25	25	26	42	42	42	42	42	42	42	42	42	42	42
62	VAN DER VALK	14	62	62	62	2	2	2	2	25	25	25	2	2	2	2
42	SLOOTEN	15	21	2	25	62	62	62	65	2	65	65	25	65	65	62
25	BROUWERS	16	44	21	2	25	25	25	25	65	2	2	65	62	25	65
21	KERR	17	2	44	44	65	65	65	62	62	62	62	62	25	62	25
74	THOMPSON	18	65	26	65	44	44	44	44	44	44	44	44	44	44	44
3	CLAYTON	19	4	65	21	21	74	21	3	3	3	3	3	3	3	3
44	BEST	20	3	74	74	74	21	3	16	16	16	16	16	16	16	16
4	VALLELEY	21	74	3	3	3	3	16	4	4	4	98	17	70	70	70
16	SAWFORD	22	16	16	16	16	16	4	70	70	70	17	70	17	98	98
34	DELVES	23	26	4	4	4	4	87	98	98	98	70	98	98	17	17
70	LONGSHAW	24	87	87	87	87	87	70	87	87	17	87	34	34	34	34
87	EDWARDS	25	98	98	98	98	98	98	17	17	87	34	4	87	87	87
17	JONKER	26	13	70	70	70	70	17	34	34	34	4	87	4	4	4
13	BURMAN	27	70	13	13	34	34	34	13	13	13	13	13	13	11	11
11	CAMPBELL	28	7	11	34	17	17	13	11	11	11	11	11	11	13	13
2	THOMAS	29	11	34	11	13	13	11	7	7	7	7	7	7	7	7
72	HORSMAN	30	34	17	17	11	11	7	24	24	24	24	24	24	24	24
98	DE VRIES	31	17	7	24	24	24	24								
7	ASHBY	32	24	24	7	7	7									
24	RODINK	33														

Weather / Track : Bright / Dry

Results can be found at www.tsl-timing.com

Oulton Park International
 Circuit Length = 2.6920 miles
 Start: 14:55 Flag 15:20 End: 15:22

Printed - 15:26 Monday, 04 May 2015

MCRCB BULLETIN TK214

2015 MCE British Superbike Championship - Round 3

2015 HEL British Motostar Championship

RACE 7 - SECTOR ANALYSIS

SECTOR 1 = FL to I1, SECTOR 2 = I1 to I2, SECTOR 3 = I2 to FL, DIFF = Difference To Personal Best Lap

P1		6 M3		Taz TAYLOR				KTM - RS Racing			
IDEAL LAP TIME : 1:45.153		BEST LAP TIME : 1:45.345		DIFFERENCE : 0.192							
LAP	SECTOR 1		SECTOR 2		SECTOR 3		LAP TIME	MPH	DIFF	TIME OF DAY	
1 -		117.5	50.060	109.1	28.896	112.4	1:49.797	88.26	4.452	14:57:22.932	
2 -	26.382	116.7	49.958	109.4	29.005	112.4	1:45.345 (1)	91.99		14:59:08.277	
3 -	26.740	117.7	50.172	108.9	29.017	111.4	1:45.929	91.48	0.584	15:00:54.206	
4 -	26.875	116.5	50.112	108.9	29.304	112.7	1:46.291	91.17	0.946	15:02:40.497	
5 -	26.728	118.1	49.992	110.3	28.913	112.4	1:45.633 (3)	91.74	0.288	15:04:26.130	
6 -	26.590	117.7	50.397	109.1	29.093	112.5	1:46.080	91.35	0.735	15:06:12.210	
7 -	26.706	114.9	50.485	109.1	29.173	112.9	1:46.364	91.11	1.019	15:07:58.574	
8 -	26.568	116.7	50.157	110.3	29.616	113.1	1:46.341	91.13	0.996	15:09:44.915	
9 -	26.443	117.7	49.875	109.8	29.117	111.8	1:45.435 (2)	91.91	0.090	15:11:30.350	
10 -	26.720	115.5	50.362	110.0	29.345	111.1	1:46.427	91.06	1.082	15:13:16.777	
11 -	26.829	117.9	50.748	109.8	29.608	112.2	1:47.185	90.41	1.840	15:15:03.962	
12 -	26.930	117.5	50.694	109.1	29.756	112.2	1:47.380	90.25	2.035	15:16:51.342	
13 -	26.953	117.9	50.669	109.1	29.446	110.7	1:47.068	90.51	1.723	15:18:38.410	
14 -	27.097	116.7	51.408	108.7	30.229	100.0	1:48.734	89.12	3.389	15:20:27.144	

P2		1 M3		Edward RENDELL				Honda - Banks Racing			
IDEAL LAP TIME : 1:46.107		BEST LAP TIME : 1:46.472		DIFFERENCE : 0.365							
LAP	SECTOR 1		SECTOR 2		SECTOR 3		LAP TIME	MPH	DIFF	TIME OF DAY	
1 -		112.9	50.317	104.3	29.287	107.8	1:51.140	87.19	4.668	14:57:24.275	
2 -	26.747	112.0	50.389	104.3	29.507	107.8	1:46.643	90.87	0.171	14:59:10.918	
3 -	26.849	112.4	50.367	103.8	29.449	107.0	1:46.665	90.85	0.193	15:00:57.583	
4 -	26.899	111.4	50.540	103.7	29.533	108.0	1:46.972	90.59	0.500	15:02:44.555	
5 -	26.619	112.7	50.603	104.6	29.407	107.7	1:46.629	90.88	0.157	15:04:31.184	
6 -	26.787	112.0	50.271	104.3	29.427	108.4	1:46.485 (2)	91.01	0.013	15:06:17.669	
7 -	26.881	111.6	50.228	105.0	29.478	108.0	1:46.587 (3)	90.92	0.115	15:08:04.256	
8 -	26.952	109.6	50.201	104.3	29.455	108.4	1:46.608	90.90	0.136	15:09:50.864	
9 -	26.741	110.7	50.516	104.5	29.555	107.5	1:46.812	90.73	0.340	15:11:37.676	
10 -	26.690	111.6	50.236	104.3	29.546	106.8	1:46.472 (1)	91.02		15:13:24.148	
11 -	26.941	112.0	50.214	104.3	29.465	106.5	1:46.620	90.89	0.148	15:15:10.768	
12 -	26.910	111.6	50.307	104.2	29.567	108.5	1:46.784	90.75	0.312	15:16:57.552	
13 -	26.888	111.4	50.440	104.0	29.512	107.5	1:46.840	90.70	0.368	15:18:44.392	
14 -	26.760	112.2	50.702	104.6	29.873	106.8	1:47.335	90.29	0.863	15:20:31.727	

P3		77 M3		Alex PERSSON				Kalex KTM - PWR / FPW Racing			
IDEAL LAP TIME : 1:46.401		BEST LAP TIME : 1:46.450		DIFFERENCE : 0.049							
LAP	SECTOR 1		SECTOR 2		SECTOR 3		LAP TIME	MPH	DIFF	TIME OF DAY	
1 -		115.5	51.109	107.8	29.626	110.9	1:52.594	86.07	6.144	14:57:25.729	
2 -	26.871	114.7	50.965	107.7	29.512	111.6	1:47.348	90.27	0.898	14:59:13.077	
3 -	26.661	115.7	50.835	108.0	29.543	110.5	1:47.039	90.53	0.589	15:01:00.116	
4 -	26.733	115.5	50.570	107.7	29.469	112.7	1:46.772 (2)	90.76	0.322	15:02:46.888	
5 -	26.710	114.7	50.452	107.8	29.288	110.9	1:46.450 (1)	91.04		15:04:33.338	
6 -	26.826	116.1	50.869	107.7	29.574	112.4	1:47.269	90.34	0.819	15:06:20.607	
7 -	26.740	114.7	50.646	108.0	29.479	111.6	1:46.865 (3)	90.68	0.415	15:08:07.472	
8 -	26.786	113.9	50.870	107.2	29.704	111.4	1:47.360	90.26	0.910	15:09:54.832	
9 -	26.992	114.1	51.228	108.5	29.579	112.4	1:47.799	89.90	1.349	15:11:42.631	
10 -	26.772	116.5	51.148	107.7	29.807	110.0	1:47.727	89.96	1.277	15:13:30.358	
11 -	26.818	114.9	50.815	107.2	29.644	110.0	1:47.277	90.33	0.827	15:15:17.635	
12 -	26.997	113.5	50.867	107.5	29.461	110.3	1:47.325	90.29	0.875	15:17:04.960	
13 -	26.932	114.1	50.877	107.7	29.587	109.8	1:47.396	90.23	0.946	15:18:52.356	
14 -	27.273	115.9	50.534	107.8	29.325	110.9	1:47.132	90.46	0.682	15:20:39.488	

P4		95 M3		Scott DEROUE				KTM - Redline KTM			
IDEAL LAP TIME : 1:46.489		BEST LAP TIME : 1:46.809		DIFFERENCE : 0.320							
LAP	SECTOR 1		SECTOR 2		SECTOR 3		LAP TIME	MPH	DIFF	TIME OF DAY	
1 -		116.3	50.968	108.2	29.629	111.4	1:51.916	86.59	5.107	14:57:25.051	
2 -	26.798	115.7	50.766	108.2	29.612	111.6	1:47.176 (3)	90.42	0.367	14:59:12.227	
3 -	26.504	117.3	50.875	108.4	29.494	111.4	1:46.873 (2)	90.68	0.064	15:00:59.100	

Oulton Park International
Circuit Length = 2.6920 miles
Start: 14:55 Flag 15:20 End: 15:22

Weather / Track : Bright / Dry

MCRCB BULLETIN TK214

2015 MCE British Superbike Championship - Round 3

2015 HEL British Motostar Championship

RACE 7 - SECTOR ANALYSIS

SECTOR 1 = FL to I1, SECTOR 2 = I1 to I2, SECTOR 3 = I2 to FL, DIFF = Difference To Personal Best Lap

4 -	26.760	116.9	51.066	107.7	29.531	112.2	1:47.357	90.27	0.548	15:02:46.457
5 -	26.605	116.9	50.664	108.4	29.540	111.6	1:46.809 (1)	90.73		15:04:33.266
6 -	26.716	116.5	50.830	107.8	29.653	112.2	1:47.199	90.40	0.390	15:06:20.465
7 -	26.904	113.5	50.790	109.4	29.662	112.9	1:47.356	90.27	0.547	15:08:07.821
8 -	26.587	117.5	50.872	109.1	29.787	112.7	1:47.246	90.36	0.437	15:09:55.067
9 -	26.775	117.1	50.995	108.0	29.653	111.2	1:47.423	90.21	0.614	15:11:42.490
10 -	26.807	115.5	51.109	107.5	30.076	112.4	1:47.992	89.74	1.183	15:13:30.482
11 -	26.803	118.7	51.042	108.4	29.497	111.8	1:47.342	90.28	0.533	15:15:17.824
12 -	26.893	116.9	50.890	109.4	29.542	112.4	1:47.325	90.29	0.516	15:17:05.149
13 -	26.844	117.5	50.885	110.0	29.574	112.2	1:47.303	90.31	0.494	15:18:52.452
14 -	27.106	116.3	50.827	108.4	29.321	112.5	1:47.254	90.35	0.445	15:20:39.706

P5 47 M3 Jake ARCHER

Honda - RS Racing

IDEAL LAP TIME : 1:47.211

BEST LAP TIME : 1:47.582

DIFFERENCE : 0.371

LAP	SECTOR 1	SECTOR 2	SECTOR 3	LAP TIME	MPH	DIFF	TIME OF DAY			
1 -		117.1	51.234	108.9	29.839	111.2	1:52.976	85.78	5.394	14:57:26.111
2 -	27.183	116.3	51.002	108.2	29.714	112.2	1:47.899	89.81	0.317	14:59:14.010
3 -	26.880	116.3	51.079	108.2	29.706	110.7	1:47.665	90.01	0.083	15:01:01.675
4 -	27.056	115.9	51.203	106.1	29.744	111.4	1:48.003	89.73	0.421	15:02:49.678
5 -	27.019	115.5	51.261	108.0	29.626	111.4	1:47.906	89.81	0.324	15:04:37.584
6 -	27.202	115.7	51.169	107.3	29.693	111.1	1:48.064	89.68	0.482	15:06:25.648
7 -	27.053	115.3	51.275	107.7	29.628	112.2	1:47.956	89.77	0.374	15:08:13.604
8 -	27.074	114.5	50.705	107.8	29.809	111.8	1:47.588 (2)	90.07	0.006	15:10:01.192
9 -	27.211	114.9	51.380	107.5	30.146	112.0	1:48.737	89.12	1.155	15:11:49.929
10 -	26.970	117.1	51.315	107.5	30.064	110.3	1:48.349	89.44	0.767	15:13:38.278
11 -	26.994	115.7	50.990	108.2	29.645	111.4	1:47.629 (3)	90.04	0.047	15:15:25.907
12 -	27.109	114.3	50.728	108.2	29.745	111.2	1:47.582 (1)	90.08		15:17:13.489
13 -	27.129	114.7	50.916	107.5	29.684	110.5	1:47.729	89.96	0.147	15:19:01.218
14 -	27.138	114.1	50.828	108.2	29.993	110.1	1:47.959	89.76	0.377	15:20:49.177

P6 52 M3 Jorel BOERBOOM

Kalex KTM - FPW Racing

IDEAL LAP TIME : 1:47.311

BEST LAP TIME : 1:47.585

DIFFERENCE : 0.274

LAP	SECTOR 1	SECTOR 2	SECTOR 3	LAP TIME	MPH	DIFF	TIME OF DAY			
1 -		118.3	51.952	106.8	30.029	111.1	1:54.360	84.74	6.775	14:57:27.495
2 -	26.761	118.7	51.276	107.0	29.866	111.6	1:47.903	89.81	0.318	14:59:15.398
3 -	26.867	117.7	51.033	107.3	29.933	110.9	1:47.833	89.87	0.248	15:01:03.231
4 -	26.883	117.1	51.127	106.1	29.842	111.4	1:47.852	89.85	0.267	15:02:51.083
5 -	26.764	117.9	51.065	108.4	29.876	112.0	1:47.705	89.98	0.120	15:04:38.788
6 -	26.927	116.7	50.940	107.5	29.763	111.6	1:47.630 (3)	90.04	0.045	15:06:26.418
7 -	26.841	116.9	51.197	107.0	29.807	112.0	1:47.845	89.86	0.260	15:08:14.263
8 -	26.909	115.9	50.954	107.5	29.869	111.2	1:47.732	89.95	0.147	15:10:01.995
9 -	26.718	116.7	50.972	106.6	30.158	110.3	1:47.848	89.86	0.263	15:11:49.843
10 -	27.008	115.7	51.321	106.6	30.377	109.4	1:48.706	89.15	1.121	15:13:38.549
11 -	26.951	116.5	51.349	107.7	29.741	110.7	1:48.041	89.70	0.456	15:15:26.590
12 -	26.739	115.3	50.956	107.5	30.048	110.7	1:47.743	89.94	0.158	15:17:14.333
13 -	26.802	116.9	51.004	106.8	29.809	110.5	1:47.615 (2)	90.05	0.030	15:19:01.948
14 -	26.846	116.1	50.852	107.5	29.887	110.3	1:47.585 (1)	90.08		15:20:49.533

P7 27 M3 Georgina POLDEN

KTM - RS Racing

IDEAL LAP TIME : 1:47.457

BEST LAP TIME : 1:47.752

DIFFERENCE : 0.295

LAP	SECTOR 1	SECTOR 2	SECTOR 3	LAP TIME	MPH	DIFF	TIME OF DAY			
1 -		118.5	51.502	109.1	29.657	113.1	1:53.133	85.66	5.381	14:57:26.268
2 -	27.497	117.1	50.970	109.6	29.678	113.3	1:48.145 (3)	89.61	0.393	14:59:14.413
3 -	26.920	117.3	51.051	109.4	29.781	111.6	1:47.752 (1)	89.94		15:01:02.165
4 -	26.866	117.3	51.389	106.8	29.621	112.9	1:47.876 (2)	89.83	0.124	15:02:50.041
5 -	27.090	116.7	51.452	108.7	29.786	111.4	1:48.328	89.46	0.576	15:04:38.369
6 -	27.403	116.1	51.385	108.9	29.748	112.4	1:48.536	89.29	0.784	15:06:26.905
7 -	27.110	116.7	51.385	108.9	29.723	113.1	1:48.218	89.55	0.466	15:08:15.123
8 -	27.176	115.3	51.308	108.4	29.888	112.4	1:48.372	89.42	0.620	15:10:03.495
9 -	27.099	115.9	51.708	108.2	30.066	110.9	1:48.873	89.01	1.121	15:11:52.368
10 -	27.325	116.5	51.449	108.2	30.144	110.1	1:48.918	88.97	1.166	15:13:41.286
11 -	27.104	116.5	51.909	108.4	30.083	110.0	1:49.096	88.83	1.344	15:15:30.382

Oulton Park International

Circuit Length = 2.6920 miles

Start: 14:55 Flag 15:20 End: 15:22

Weather / Track : Bright / Dry

MCRCB BULLETIN TK214

2015 MCE British Superbike Championship - Round 3

2015 HEL British Motostar Championship

RACE 7 - SECTOR ANALYSIS

SECTOR 1 = FL to I1, SECTOR 2 = I1 to I2, SECTOR 3 = I2 to FL, DIFF = Difference To Personal Best Lap

12 -	27.607	114.5	51.824	108.7	29.969	110.9	1:49.400	88.58	1.648	15:17:19.782
13 -	27.376	114.7	51.798	108.5	29.881	110.9	1:49.055	88.86	1.303	15:19:08.837
14 -	27.332	115.7	52.190	108.9	30.093	111.4	1:49.615	88.41	1.863	15:20:58.452

P8		26 M3		Dani SAEZ		Repli-Cast Moto 3 - Repli-Cast - Armstrong					
IDEAL LAP TIME :		1:47.058		BEST LAP TIME :		1:47.403		DIFFERENCE :			0.345
LAP	SECTOR 1		SECTOR 2		SECTOR 3		LAP TIME	MPH	DIFF	TIME OF DAY	
1 -		115.5	54.989	105.6	30.625	111.4	2:00.181	80.63	12.778	14:57:33.316	
2 -	27.519	114.7	51.593	106.8	30.219	112.5	1:49.331	88.64	1.928	14:59:22.647	
3 -	26.758	117.1	51.722	105.5	29.900	110.1	1:48.380	89.41	0.977	15:01:11.027	
4 -	27.068	114.7	51.493	105.3	29.927	110.5	1:48.488	89.33	1.085	15:02:59.515	
5 -	26.936	113.9	51.326	106.0	30.020	110.7	1:48.282	89.50	0.879	15:04:47.797	
6 -	26.948	113.9	50.973	106.0	29.954	110.1	1:47.875	89.83	0.472	15:06:35.672	
7 -	26.911	114.3	50.831	106.6	29.661	111.6	1:47.403 (1)	90.23		15:08:23.075	
8 -	26.808	113.5	50.846	107.5	29.989	112.2	1:47.643 (3)	90.03	0.240	15:10:10.718	
9 -	27.123	115.1	51.362	107.8	30.023	111.8	1:48.508	89.31	1.105	15:11:59.226	
10 -	27.103	116.1	52.204	108.0	29.858	111.1	1:49.165	88.77	1.762	15:13:48.391	
11 -	27.277	116.5	52.091	107.8	29.936	111.8	1:49.304	88.66	1.901	15:15:37.695	
12 -	26.974	114.5	51.177	106.3	29.820	109.6	1:47.971	89.75	0.568	15:17:25.666	
13 -	26.989	113.3	50.639	106.1	29.944	109.4	1:47.572 (2)	90.09	0.169	15:19:13.238	
14 -	27.106	113.7	51.322	106.0	30.038	109.6	1:48.466	89.34	1.063	15:21:01.704	

P9		86 M3		Charlie NESBITT		Repli-Cast Moto 3 - Repli-Cast UK					
IDEAL LAP TIME :		1:47.773		BEST LAP TIME :		1:48.158		DIFFERENCE :			0.385
LAP	SECTOR 1		SECTOR 2		SECTOR 3		LAP TIME	MPH	DIFF	TIME OF DAY	
1 -		114.7	51.828	106.1	30.064	110.5	1:54.859	84.37	6.701	14:57:27.994	
2 -	27.444	112.2	51.600	107.0	30.148	110.5	1:49.192	88.75	1.034	14:59:17.186	
3 -	26.900	117.1	51.912	107.0	30.066	110.3	1:48.878	89.01	0.720	15:01:06.064	
4 -	27.291	113.5	51.967	105.1	30.086	109.1	1:49.344	88.63	1.186	15:02:55.408	
5 -	27.060	116.3	51.287	106.8	30.062	110.5	1:48.409	89.39	0.251	15:04:43.817	
6 -	27.183	114.1	51.139	105.3	29.915	109.1	1:48.237 (2)	89.53	0.079	15:06:32.054	
7 -	27.458	114.5	51.454	105.6	29.932	109.1	1:48.844	89.03	0.686	15:08:20.898	
8 -	27.243	114.5	51.265	105.0	30.118	108.4	1:48.626	89.21	0.468	15:10:09.524	
9 -	27.438	111.4	51.459	105.3	30.037	107.2	1:48.934	88.96	0.776	15:11:58.458	
10 -	27.670	112.9	51.685	105.1	30.114	107.0	1:49.469	88.53	1.311	15:13:47.927	
11 -	27.421	112.5	51.658	105.1	30.006	107.2	1:49.085	88.84	0.927	15:15:37.012	
12 -	27.604	111.4	51.676	107.2	29.896	109.6	1:49.176	88.76	1.018	15:17:26.188	
13 -	26.815	114.7	51.398	107.0	29.945	107.5	1:48.158 (1)	89.60		15:19:14.346	
14 -	27.370	113.1	51.077	106.1	29.881	108.9	1:48.328 (3)	89.46	0.170	15:21:02.674	

P10		35 M3		Elliot LODGE		Honda - Essential Team Racing / SP125					
IDEAL LAP TIME :		1:48.111		BEST LAP TIME :		1:48.333		DIFFERENCE :			0.222
LAP	SECTOR 1		SECTOR 2		SECTOR 3		LAP TIME	MPH	DIFF	TIME OF DAY	
1 -		116.1	51.970	106.8	29.932	110.3	1:53.978	85.02	5.645	14:57:27.113	
2 -	27.024	114.1	52.770	106.3	30.066	111.2	1:49.860	88.21	1.527	14:59:16.973	
3 -	26.963	116.7	51.581	105.6	30.123	109.4	1:48.667	89.18	0.334	15:01:05.640	
4 -	27.301	113.5	51.797	105.0	30.105	110.5	1:49.203	88.74	0.870	15:02:54.843	
5 -	27.076	114.1	51.358	105.1	29.899	109.6	1:48.333 (1)	89.45		15:04:43.176	
6 -	26.971	113.5	51.601	105.1	30.011	110.0	1:48.583 (2)	89.25	0.250	15:06:31.759	
7 -	27.301	113.3	51.575	105.5	29.972	110.7	1:48.848	89.03	0.515	15:08:20.607	
8 -	27.330	111.8	51.646	106.6	30.417	109.2	1:49.393	88.59	1.060	15:10:10.000	
9 -	27.159	113.7	51.594	106.3	30.109	110.0	1:48.862	89.02	0.529	15:11:58.862	
10 -	27.334	114.7	51.979	105.8	29.855	109.4	1:49.168	88.77	0.835	15:13:48.030	
11 -	27.322	114.3	52.087	106.1	29.790	109.8	1:49.199	88.74	0.866	15:15:37.229	
12 -	27.384	112.9	51.450	106.5	29.884	110.1	1:48.718	89.14	0.385	15:17:25.947	
13 -	26.979	114.7	51.379	104.8	30.369	110.0	1:48.727	89.13	0.394	15:19:14.674	
14 -	27.201	114.3	51.383	106.8	30.079	109.2	1:48.663 (3)	89.18	0.330	15:21:03.337	

Weather / Track : Bright / Dry

Oulton Park International
 Circuit Length = 2.6920 miles
 Start: 14:55 Flag 15:20 End: 15:22

MCRCB BULLETIN TK214

2015 MCE British Superbike Championship - Round 3

2015 HEL British Motostar Championship

RACE 7 - SECTOR ANALYSIS

SECTOR 1 = FL to I1, SECTOR 2 = I1 to I2, SECTOR 3 = I2 to FL, DIFF = Difference To Personal Best Lap

P11 20 M3 Joel MARKLUND		Honda - Marklund Solutions								
IDEAL LAP TIME : 1:47.727		BEST LAP TIME : 1:48.346		DIFFERENCE : 0.619						
LAP	SECTOR 1		SECTOR 2		SECTOR 3		LAP TIME	MPH	DIFF	TIME OF DAY
1 -		114.9	52.206	105.8	30.131	110.3	1:55.759	83.71	7.413	14:57:28.894
2 -	27.302	114.5	51.490	106.6	29.878	111.8	1:48.670	89.18	0.324	14:59:17.564
3 -	26.794	118.1	51.974	107.0	29.988	111.6	1:48.756	89.11	0.410	15:01:06.320
4 -	27.084	115.3	52.078	105.5	30.158	112.2	1:49.320	88.65	0.974	15:02:55.640
5 -	27.077	117.3	51.559	106.0	29.809	111.4	1:48.445 (2)	89.36	0.099	15:04:44.085
6 -	27.251	116.5	51.195	105.5	29.900	110.5	1:48.346 (1)	89.44		15:06:32.431
7 -	27.136	116.1	51.766	106.1	29.871	111.4	1:48.773	89.09	0.427	15:08:21.204
8 -	27.023	114.5	51.834	106.1	30.041	110.5	1:48.898	88.99	0.552	15:10:10.102
9 -	27.280	116.3	51.607	107.0	30.121	111.2	1:49.008	88.90	0.662	15:11:59.110
10 -	27.114	115.7	52.188	106.8	29.886	110.7	1:49.188	88.75	0.842	15:13:48.298
11 -	27.171	116.3	52.123	107.7	30.030	110.1	1:49.324	88.64	0.978	15:15:37.622
12 -	27.193	115.1	51.922	106.1	29.738	110.7	1:48.853	89.03	0.507	15:17:26.475
13 -	27.352	114.9	51.355	106.0	29.863	110.3	1:48.570	89.26	0.224	15:19:15.045
14 -	27.251	116.3	51.201	107.7	30.056	110.5	1:48.508 (3)	89.31	0.162	15:21:03.553

P12 71 M3 Christoph BEINLICH		Honda - Beinlich Racing Team								
IDEAL LAP TIME : 1:48.075		BEST LAP TIME : 1:48.371		DIFFERENCE : 0.296						
LAP	SECTOR 1		SECTOR 2		SECTOR 3		LAP TIME	MPH	DIFF	TIME OF DAY
1 -		115.9	51.983	106.3	30.017	110.7	1:54.622	84.54	6.251	14:57:27.757
2 -	27.065	114.9	51.649	106.1	30.115	108.9	1:48.829	89.05	0.458	14:59:16.586
3 -	27.124	114.1	52.009	107.3	30.206	109.4	1:49.339	88.63	0.968	15:01:05.925
4 -	27.356	114.3	51.887	105.1	30.149	109.8	1:49.392	88.59	1.021	15:02:55.317
5 -	27.060	115.1	51.213	106.0	30.111	109.8	1:48.384 (2)	89.41	0.013	15:04:43.701
6 -	27.595	114.7	51.542	106.1	29.960	109.8	1:49.097	88.83	0.726	15:06:32.798
7 -	27.129	115.9	51.607	105.8	30.072	110.9	1:48.808	89.06	0.437	15:08:21.606
8 -	27.267	114.1	51.416	106.3	30.173	110.7	1:48.856	89.02	0.485	15:10:10.462
9 -	27.375	113.9	51.655	107.7	30.018	110.9	1:49.048	88.87	0.677	15:11:59.510
10 -	27.209	115.1	52.161	106.8	30.002	109.8	1:49.372	88.60	1.001	15:13:48.882
11 -	27.198	115.7	51.845	107.3	30.039	111.1	1:49.082	88.84	0.711	15:15:37.964
12 -	27.220	115.3	51.875	106.6	29.802	110.7	1:48.897	88.99	0.526	15:17:26.861
13 -	27.187	114.9	51.347	107.2	29.837	110.9	1:48.371 (1)	89.42		15:19:15.232
14 -	27.294	115.7	51.338	106.6	29.871	110.1	1:48.503 (3)	89.31	0.132	15:21:03.735

P13 42 M3 Brian SLOOTEN		Honda - Bakker Frames Holland								
IDEAL LAP TIME : 1:48.653		BEST LAP TIME : 1:48.725		DIFFERENCE : 0.072						
LAP	SECTOR 1		SECTOR 2		SECTOR 3		LAP TIME	MPH	DIFF	TIME OF DAY
1 -		114.3	53.055	104.5	30.299	108.9	1:56.485	83.19	7.760	14:57:29.620
2 -	27.329	112.9	51.926	104.0	30.390	107.8	1:49.645	88.38	0.920	14:59:19.265
3 -	27.356	112.4	52.245	104.3	30.436	107.8	1:50.037	88.07	1.312	15:01:09.302
4 -	27.484	110.7	52.304	103.0	30.636	110.0	1:50.424	87.76	1.699	15:02:59.726
5 -	27.130	114.7	51.437	104.8	30.158	109.1	1:48.725 (1)	89.13		15:04:48.451
6 -	27.058	113.7	51.538	104.3	30.392	108.2	1:48.988 (2)	88.92	0.263	15:06:37.439
7 -	27.213	113.3	52.039	103.8	30.336	109.4	1:49.588 (3)	88.43	0.863	15:08:27.027
8 -	27.483	111.8	51.865	103.8	30.725	108.4	1:50.073	88.04	1.348	15:10:17.100
9 -	27.433	111.4	51.980	104.5	30.565	107.5	1:49.978	88.12	1.253	15:12:07.078
10 -	27.632	111.1	52.252	103.7	30.509	107.7	1:50.393	87.78	1.668	15:13:57.471
11 -	27.657	109.8	51.989	104.8	30.490	107.5	1:50.136	87.99	1.411	15:15:47.607
12 -	27.636	110.7	52.139	103.8	30.497	107.5	1:50.272	87.88	1.547	15:17:37.879
13 -	27.387	112.4	52.341	104.0	30.458	107.2	1:50.186	87.95	1.461	15:19:28.065
14 -	27.417	112.2	52.477	104.5	30.583	106.8	1:50.477	87.72	1.752	15:21:18.542

P14 2 M3 Joe THOMAS		Honda - Team ILR								
IDEAL LAP TIME : 1:48.983		BEST LAP TIME : 1:49.446		DIFFERENCE : 0.463						
LAP	SECTOR 1		SECTOR 2		SECTOR 3		LAP TIME	MPH	DIFF	TIME OF DAY
1 -		113.1	52.875	102.9	30.679	108.0	1:58.640	81.68	9.194	14:57:31.775
2 -	27.221	114.3	52.718	101.9	30.205	107.8	1:50.144	87.98	0.698	14:59:21.919
3 -	27.449	113.5	52.508	104.5	30.197	108.5	1:50.154	87.97	0.708	15:01:12.073

Weather / Track : Bright / Dry

Oulton Park International
Circuit Length = 2.6920 miles
Start: 14:55 Flag 15:20 End: 15:22

MCRCB BULLETIN TK214

2015 MCE British Superbike Championship - Round 3

2015 HEL British Motostar Championship

RACE 7 - SECTOR ANALYSIS

SECTOR 1 = FL to I1, SECTOR 2 = I1 to I2, SECTOR 3 = I2 to FL, DIFF = Difference To Personal Best Lap

4 -	27.315	113.7	52.110	103.2	30.045	106.1	1:49.470 (2)	88.52	0.024	15:03:01.543
5 -	27.406	111.8	52.170	102.4	30.272	106.3	1:49.848	88.22	0.402	15:04:51.391
6 -	27.521	111.6	52.293	102.6	30.812	106.1	1:50.626	87.60	1.180	15:06:42.017
7 -	27.594	110.5	52.270	101.2	30.920	105.3	1:50.784	87.47	1.338	15:08:32.801
8 -	28.130	110.0	52.349	102.7	30.720	106.6	1:51.199	87.15	1.753	15:10:24.000
9 -	27.476	112.2	52.561	96.0	30.408	107.7	1:50.445	87.74	0.999	15:12:14.445
10 -	27.662	110.9	52.281	104.5	30.422	106.8	1:50.365	87.81	0.919	15:14:04.810
11 -	27.341	113.5	52.119	103.7	30.170	105.6	1:49.630 (3)	88.40	0.184	15:15:54.440
12 -	27.866	110.5	52.397	102.7	30.486	105.6	1:50.749	87.50	1.303	15:17:45.189
13 -	27.736	110.9	52.511	102.7	30.354	105.1	1:50.601	87.62	1.155	15:19:35.790
14 -	27.593	111.2	51.717	103.2	30.136	105.3	1:49.446 (1)	88.54		15:21:25.236

P15 62 M3 Vasco VAN DER VALK

Honda - Team ILR / Vasco62.nl

IDEAL LAP TIME : 1:49.267

BEST LAP TIME : 1:49.294

DIFFERENCE : 0.027

LAP	SECTOR 1	SECTOR 2	SECTOR 3	LAP TIME	MPH	DIFF	TIME OF DAY			
1 -		110.5	53.309	103.0	30.353	106.8	1:57.568	82.43	8.274	14:57:30.703
2 -	27.839	108.2	52.209	103.5	30.584	107.7	1:50.632	87.59	1.338	14:59:21.335
3 -	27.611	111.2	52.410	103.2	30.277	106.5	1:50.298	87.86	1.004	15:01:11.633
4 -	27.601	110.3	51.959	102.2	30.400	106.1	1:49.960 (2)	88.13	0.666	15:03:01.593
5 -	27.581	111.2	52.095	103.7	30.378	106.5	1:50.054 (3)	88.05	0.760	15:04:51.647
6 -	27.628	110.0	52.072	103.5	30.779	105.5	1:50.479	87.72	1.185	15:06:42.126
7 -	27.651	109.1	52.443	104.0	30.903	107.5	1:50.997	87.31	1.703	15:08:33.123
8 -	28.056	110.3	52.609	103.4	30.502	107.8	1:51.167	87.17	1.873	15:10:24.290
9 -	27.722	110.3	52.174	104.2	30.389	108.4	1:50.285	87.87	0.991	15:12:14.575
10 -	27.654	109.2	52.334	104.3	30.353	107.3	1:50.341	87.83	1.047	15:14:04.916
11 -	27.798	107.7	51.993	104.3	30.343	107.7	1:50.134	87.99	0.840	15:15:55.050
12 -	27.756	109.6	52.366	104.2	30.390	105.6	1:50.512	87.69	1.218	15:17:45.562
13 -	27.795	110.5	52.730	104.0	30.279	107.3	1:50.804	87.46	1.510	15:19:36.366
14 -	27.608	113.3	51.538	103.5	30.148	105.1	1:49.294 (1)	88.67		15:21:25.660

P16 65 Josh OWENS

Honda - JPL Racing

IDEAL LAP TIME : 1:48.691

BEST LAP TIME : 1:49.100

DIFFERENCE : 0.409

LAP	SECTOR 1	SECTOR 2	SECTOR 3	LAP TIME	MPH	DIFF	TIME OF DAY			
1 -		111.8	53.987	100.0	30.846	104.8	1:58.880	81.52	9.780	14:57:32.015
2 -	27.385	111.4	52.937	101.8	30.696	107.3	1:51.018	87.29	1.918	14:59:23.033
3 -	27.085	113.1	53.051	102.7	30.814	104.0	1:50.950	87.34	1.850	15:01:13.983
4 -	28.327	110.3	52.255	99.8	30.466	104.8	1:51.048	87.27	1.948	15:03:05.031
5 -	27.569	109.6	51.702	101.5	30.428	104.6	1:49.699 (3)	88.34	0.599	15:04:54.730
6 -	27.370	109.6	51.438	99.8	30.292	106.0	1:49.100 (1)	88.82		15:06:43.830
7 -	27.052	111.1	51.549	103.5	30.501	107.2	1:49.102 (2)	88.82	0.002	15:08:32.932
8 -	28.020	107.2	52.701	101.2	30.519	105.8	1:51.240	87.12	2.140	15:10:24.172
9 -	27.392	112.5	52.389	100.9	30.341	105.3	1:50.122	88.00	1.022	15:12:14.294
10 -	27.882	109.1	52.089	101.6	30.412	106.1	1:50.383	87.79	1.283	15:14:04.677
11 -	27.353	110.3	52.580	101.8	30.303	105.3	1:50.236	87.91	1.136	15:15:54.913
12 -	27.562	109.2	52.401	101.8	30.490	105.6	1:50.453	87.74	1.353	15:17:45.366
13 -	27.651	110.0	52.615	101.5	30.569	104.0	1:50.835	87.43	1.735	15:19:36.201
14 -	27.371	110.7	52.232	102.6	30.201	105.6	1:49.804	88.26	0.704	15:21:26.005

P17 25 M3 Mike BROUWERS

Honda - Joma / Brouwersracingteam

IDEAL LAP TIME : 1:49.618

BEST LAP TIME : 1:49.863

DIFFERENCE : 0.245

LAP	SECTOR 1	SECTOR 2	SECTOR 3	LAP TIME	MPH	DIFF	TIME OF DAY			
1 -		111.6	52.972	101.9	30.349	106.6	1:57.099	82.76	7.236	14:57:30.234
2 -	27.755	110.1	52.615	101.8	30.560	106.1	1:50.930	87.36	1.067	14:59:21.164
3 -	27.620	110.5	52.693	103.7	30.494	107.2	1:50.807	87.46	0.944	15:01:11.971
4 -	27.567	113.5	52.504	102.1	30.285	106.8	1:50.356	87.81	0.493	15:03:02.327
5 -	27.458	112.0	52.389	102.4	30.301	106.6	1:50.148	87.98	0.285	15:04:52.475
6 -	27.518	111.1	52.013	102.9	30.332	106.8	1:49.863 (1)	88.21		15:06:42.338
7 -	27.407	111.4	52.364	102.4	30.935	107.2	1:50.706	87.54	0.843	15:08:33.044
8 -	27.806	108.7	52.228	101.5	30.655	104.5	1:50.689	87.55	0.826	15:10:23.733
9 -	27.613	108.4	52.161	101.5	30.574	104.5	1:50.348	87.82	0.485	15:12:14.081
10 -	27.746	109.4	52.261	101.5	30.400	104.3	1:50.407	87.77	0.544	15:14:04.488
11 -	27.486	110.1	52.116	101.8	30.447	106.6	1:50.049 (3)	88.06	0.186	15:15:54.537

Oulton Park International
Circuit Length = 2.6920 miles
Start: 14:55 Flag 15:20 End: 15:22

Weather / Track : Bright / Dry

MCRCB BULLETIN TK214

2015 MCE British Superbike Championship - Round 3

2015 HEL British Motostar Championship

RACE 7 - SECTOR ANALYSIS

SECTOR 1 = FL to I1, SECTOR 2 = I1 to I2, SECTOR 3 = I2 to FL, DIFF = Difference To Personal Best Lap

12 -	27.752	107.8	52.694	103.2	30.703	106.5	1:51.149	87.19	1.286	15:17:45.686
13 -	27.546	112.2	52.779	102.6	30.292	106.6	1:50.617	87.61	0.754	15:19:36.303
14 -	27.519	112.4	52.191	103.4	30.198	106.1	1:49.908 (2)	88.17	0.045	15:21:26.211

P18		44 M3		Edmund BEST		Honda - SymCirus Motorsport				
IDEAL LAP TIME : 1:49.647		BEST LAP TIME : 1:49.757		DIFFERENCE : 0.110						
LAP	SECTOR 1		SECTOR 2		SECTOR 3		LAP TIME	MPH	DIFF	TIME OF DAY
1 -		114.3	53.854	104.6	30.517	108.7	1:58.371	81.87	8.614	14:57:31.506
2 -	27.576	113.3	53.055	104.3	30.373	110.1	1:51.004	87.30	1.247	14:59:22.510
3 -	27.365	114.3	53.037	105.6	30.956	106.6	1:51.358	87.02	1.601	15:01:13.868
4 -	28.271	111.2	52.832	103.7	30.447	108.2	1:51.550	86.87	1.793	15:03:05.418
5 -	27.340	112.9	52.269	103.7	30.148	107.8	1:49.757 (1)	88.29		15:04:55.175
6 -	27.695	112.2	52.219	104.6	30.413	108.0	1:50.327 (2)	87.84	0.570	15:06:45.502
7 -	27.639	111.6	52.679	103.7	30.246	108.9	1:50.564	87.65	0.807	15:08:36.066
8 -	27.437	111.1	52.362	103.2	30.536	107.8	1:50.335 (3)	87.83	0.578	15:10:26.401
9 -	27.547	110.9	52.606	103.2	30.592	107.5	1:50.745	87.51	0.988	15:12:17.146
10 -	27.568	111.2	52.601	103.7	30.399	107.3	1:50.568	87.65	0.811	15:14:07.714
11 -	27.805	110.9	52.443	103.2	30.495	106.8	1:50.743	87.51	0.986	15:15:58.457
12 -	27.720	109.8	52.692	103.4	30.654	107.2	1:51.066	87.25	1.309	15:17:49.523
13 -	27.602	110.9	52.665	103.0	30.889	106.5	1:51.156	87.18	1.399	15:19:40.679
14 -	27.280	111.8	52.888	104.0	30.680	106.1	1:50.848	87.42	1.091	15:21:31.527

P19		3		Mark CLAYTON		Honda - SP125 / Refined Recruitment				
IDEAL LAP TIME : 1:51.582		BEST LAP TIME : 1:51.845		DIFFERENCE : 0.263						
LAP	SECTOR 1		SECTOR 2		SECTOR 3		LAP TIME	MPH	DIFF	TIME OF DAY
1 -		110.1	54.184	103.4	30.966	106.5	1:59.908	80.82	8.063	14:57:33.043
2 -	28.292	110.5	53.601	101.0	30.984	105.8	1:52.877	85.85	1.032	14:59:25.920
3 -	28.036	110.9	53.119	102.7	30.690	105.3	1:51.845 (1)	86.64		15:01:17.765
4 -	27.982	110.0	53.286	101.5	30.782	105.6	1:52.050 (2)	86.49	0.205	15:03:09.815
5 -	28.091	110.0	53.265	102.4	30.809	105.5	1:52.165 (3)	86.40	0.320	15:05:01.980
6 -	28.234	108.9	53.295	102.1	31.032	105.3	1:52.561	86.09	0.716	15:06:54.541
7 -	28.498	108.0	52.910	102.4	31.017	104.8	1:52.425	86.20	0.580	15:08:46.966
8 -	28.288	108.2	53.337	101.6	30.979	104.8	1:52.604	86.06	0.759	15:10:39.570
9 -	28.174	108.5	53.444	102.1	30.913	104.6	1:52.531	86.12	0.686	15:12:32.101
10 -	28.349	108.7	53.072	102.4	30.925	103.4	1:52.346	86.26	0.501	15:14:24.447
11 -	28.281	107.5	53.113	102.2	31.073	104.6	1:52.467	86.17	0.622	15:16:16.914
12 -	28.423	107.0	53.296	101.9	30.950	104.6	1:52.669	86.01	0.824	15:18:09.583
13 -	28.439	109.1	53.750	101.9	31.370	104.3	1:53.559	85.34	1.714	15:20:03.142
14 -	28.969	107.2	54.284	101.8	31.509	102.2	1:54.762	84.44	2.917	15:21:57.904

P20		16		Andrew SAWFORD		Aprilia - St Neots Motorcycle Co Ltd				
IDEAL LAP TIME : 1:51.672		BEST LAP TIME : 1:51.865		DIFFERENCE : 0.193						
LAP	SECTOR 1		SECTOR 2		SECTOR 3		LAP TIME	MPH	DIFF	TIME OF DAY
1 -		113.9	54.398	102.7	30.726	106.8	2:00.129	80.67	8.264	14:57:33.264
2 -	28.272	112.2	53.786	102.2	30.960	103.5	1:53.018	85.75	1.153	14:59:26.282
3 -	27.926	110.7	53.178	103.2	30.761	105.3	1:51.865 (1)	86.63		15:01:18.147
4 -	27.898	107.8	53.743	100.0	31.133	104.6	1:52.774	85.93	0.909	15:03:10.921
5 -	28.657	105.5	53.359	100.9	31.211	104.3	1:53.227	85.59	1.362	15:05:04.148
6 -	28.402	108.5	53.338	101.8	31.199	103.7	1:52.939	85.81	1.074	15:06:57.087
7 -	28.287	107.3	53.619	102.1	31.331	104.5	1:53.237	85.58	1.372	15:08:50.324
8 -	28.319	107.8	53.272	100.3	31.325	103.4	1:52.916	85.82	1.051	15:10:43.240
9 -	28.282	107.7	53.048	101.2	31.136	103.0	1:52.466 (3)	86.17	0.601	15:12:35.706
10 -	28.001	109.1	53.130	101.8	31.130	103.0	1:52.261 (2)	86.32	0.396	15:14:27.967
11 -	28.251	106.8	53.386	101.6	31.212	102.9	1:52.849	85.87	0.984	15:16:20.816
12 -	28.501	106.3	53.854	98.2	31.290	102.9	1:53.645	85.27	1.780	15:18:14.461
13 -	28.287	106.3	53.747	100.9	31.510	101.5	1:53.544	85.35	1.679	15:20:08.005
14 -	28.383	106.5	54.101	99.2	31.742	91.8	1:54.226	84.84	2.361	15:22:02.231

Weather / Track : Bright / Dry

Oulton Park International
 Circuit Length = 2.6920 miles
 Start: 14:55 Flag 15:20 End: 15:22

MCRCB BULLETIN TK214

2015 MCE British Superbike Championship - Round 3

2015 HEL British Motostar Championship

RACE 7 - SECTOR ANALYSIS

SECTOR 1 = FL to I1, SECTOR 2 = I1 to I2, SECTOR 3 = I2 to FL, DIFF = Difference To Personal Best Lap

P21 98 M3		Tomas DE VRIES		Honda - DAT Racing									
IDEAL LAP TIME : 1:52.036		BEST LAP TIME : 1:52.195		DIFFERENCE : 0.159									
LAP	SECTOR 1	SECTOR 2	SECTOR 3	LAP TIME	MPH	DIFF	TIME OF DAY						
1 -		112.5	54.782	101.8	31.234	106.5	2:01.834	79.54	9.639	14:57:34.969			
2 -	28.211	109.1	54.341	100.7	31.033	105.8	1:53.585	85.32	1.390	14:59:28.554			
3 -	28.036	110.5	53.904	100.4	30.998	106.1	1:52.938	85.81	0.743	15:01:21.492			
4 -	28.099	109.6	53.772	101.2	31.036	106.8	1:52.907	85.83	0.712	15:03:14.399			
5 -	28.228	110.0	53.621	101.9	30.953	106.8	1:52.802	85.91	0.607	15:05:07.201			
6 -	28.424	108.4	54.456	101.9	31.527	105.8	1:54.407	84.70	2.212	15:07:01.608			
7 -	28.139	108.7	54.471	101.0	31.038	106.3	1:53.648	85.27	1.453	15:08:55.256			
8 -	28.062	109.6	53.107	102.2	31.026	104.6	1:52.195 (1)	86.37		15:10:47.451			
9 -	28.328	107.7	53.578	101.5	31.003	106.0	1:52.909	85.83	0.714	15:12:40.360			
10 -	28.056	107.8	53.614	100.4	31.516	103.7	1:53.186	85.62	0.991	15:14:33.546			
11 -	28.371	107.2	53.681	100.6	31.663	104.5	1:52.715	85.22	1.520	15:16:27.261			
12 -	27.981	108.5	53.508	101.5	30.948	106.5	1:52.437 (2)	86.19	0.242	15:18:19.698			
13 -	28.278	105.6	53.334	98.1	30.984	105.3	1:52.596 (3)	86.07	0.401	15:20:12.294			
14 -	28.267	107.7	53.415	101.0	31.376	104.5	1:53.058	85.71	0.863	15:22:05.352			

P22 70		Ryan LONGSHAW		Honda - RCD Motorsport									
IDEAL LAP TIME : 1:51.324		BEST LAP TIME : 1:51.761		DIFFERENCE : 0.437									
LAP	SECTOR 1	SECTOR 2	SECTOR 3	LAP TIME	MPH	DIFF	TIME OF DAY						
1 -		111.8	56.196	101.6	31.227	105.1	2:03.131	78.70	11.370	14:57:36.266			
2 -	29.115	106.6	53.884	101.3	31.072	104.8	1:54.071	84.95	2.310	14:59:30.337			
3 -	28.296	108.5	54.217	100.0	30.883	105.1	1:53.396	85.46	1.635	15:01:23.733			
4 -	28.232	107.2	53.575	99.7	30.543	106.0	1:52.350	86.25	0.589	15:03:16.083			
5 -	28.214	107.3	53.026	100.9	30.521	105.3	1:51.761 (1)	86.71		15:05:07.844			
6 -	28.573	107.0	53.860	102.9	31.273	105.5	1:53.706	85.23	1.945	15:07:01.550			
7 -	28.152	109.2	54.239	99.8	30.719	105.0	1:53.110	85.68	1.349	15:08:54.660			
8 -	28.130	107.3	53.118	100.9	30.846	103.8	1:52.094 (2)	86.45	0.333	15:10:46.754			
9 -	28.249	107.5	54.018	101.9	30.803	105.1	1:53.070	85.71	1.309	15:12:39.824			
10 -	28.549	109.4	55.403	101.2	30.903	105.6	1:54.855	84.37	3.094	15:14:34.679			
11 -	27.777	111.8	53.723	100.6	30.986	105.1	1:52.486	86.15	0.725	15:16:27.165			
12 -	28.005	108.5	53.262	100.1	30.958	103.7	1:52.225 (3)	86.35	0.464	15:18:19.390			
13 -	28.552	110.3	53.318	100.1	30.904	103.4	1:52.774	85.93	1.013	15:20:12.164			
14 -	28.428	107.3	53.631	101.5	31.039	105.1	1:53.098	85.68	1.337	15:22:05.262			

P23 17		Wesley JONKER		Luyten Honda - Racing Family									
IDEAL LAP TIME : 1:51.775		BEST LAP TIME : 1:52.055		DIFFERENCE : 0.280									
LAP	SECTOR 1	SECTOR 2	SECTOR 3	LAP TIME	MPH	DIFF	TIME OF DAY						
1 -		110.9	56.382	100.9	31.553	106.6	2:04.790	77.66	12.735	14:57:37.925			
2 -	28.509	111.4	54.662	101.5	31.017	106.8	1:54.188	84.87	2.133	14:59:32.113			
3 -	28.024	112.4	53.810	102.2	31.454	105.0	1:53.288	85.54	1.233	15:01:25.401			
4 -	28.319	112.0	54.137	100.0	31.139	106.5	1:53.595	85.31	1.540	15:03:18.996			
5 -	28.433	109.4	53.477	101.5	30.966	107.0	1:52.876	85.85	0.821	15:05:11.872			
6 -	28.314	109.2	53.472	101.3	31.029	105.5	1:52.815	85.90	0.760	15:07:04.687			
7 -	27.976	109.8	53.330	101.8	30.749	106.8	1:52.055 (1)	86.48		15:08:56.742			
8 -	28.140	110.3	53.050	101.3	31.109	105.0	1:52.299 (2)	86.29	0.244	15:10:49.041			
9 -	28.395	109.6	53.439	101.5	30.841	105.3	1:52.675	86.01	0.620	15:12:41.716			
10 -	28.243	110.3	53.488	101.2	30.801	105.6	1:52.532	86.12	0.477	15:14:34.248			
11 -	28.133	110.0	53.302	101.6	31.070	104.8	1:52.505 (3)	86.14	0.450	15:16:26.753			
12 -	28.161	107.8	53.598	100.9	30.971	105.0	1:52.730	85.96	0.675	15:18:19.483			
13 -	28.399	108.2	53.609	101.6	31.003	106.1	1:53.011	85.75	0.956	15:20:12.494			
14 -	28.161	111.2	53.838	103.0	30.975	106.1	1:52.974	85.78	0.919	15:22:05.468			

P24 34		Liam DELVES		Honda - Crucials Sauce / Banks Racing									
IDEAL LAP TIME : 1:51.820		BEST LAP TIME : 1:52.054		DIFFERENCE : 0.234									
LAP	SECTOR 1	SECTOR 2	SECTOR 3	LAP TIME	MPH	DIFF	TIME OF DAY						
1 -		108.5	55.768	101.6	31.192	105.6	2:04.230	78.01	12.176	14:57:37.365			
2 -	28.593	110.5	54.276	102.1	31.300	104.8	1:54.169	84.88	2.115	14:59:31.534			
3 -	28.430	110.1	53.772	100.1	31.264	104.5	1:53.466	85.41	1.412	15:01:25.000			

Weather / Track : Bright / Dry

Oulton Park International
Circuit Length = 2.6920 miles
Start: 14:55 Flag 15:20 End: 15:22

MCRCB BULLETIN TK214

2015 MCE British Superbike Championship - Round 3

2015 HEL British Motostar Championship

RACE 7 - SECTOR ANALYSIS

SECTOR 1 = FL to I1, SECTOR 2 = I1 to I2, SECTOR 3 = I2 to FL, DIFF = Difference To Personal Best Lap

4 -	28.560	109.1	53.795	100.0	31.074	104.5	1:53.429	85.43	1.375	15:03:18.429
5 -	28.636	106.0	53.572	100.6	31.129	105.0	1:53.337	85.50	1.283	15:05:11.766
6 -	28.533	109.4	53.525	102.2	31.146	105.3	1:53.204	85.60	1.150	15:07:04.970
7 -	28.232	108.2	53.040	103.0	30.782	106.0	1:52.054 (1)	86.48		15:08:57.024
8 -	28.391	108.2	53.044	101.8	30.936	105.1	1:52.371	86.24	0.317	15:10:49.395
9 -	28.397	108.5	53.521	102.2	31.339	105.1	1:53.257	85.56	1.203	15:12:42.652
10 -	28.435	108.9	53.476	102.9	31.222	105.0	1:53.133	85.66	1.079	15:14:35.785
11 -	28.530	108.7	53.153	101.6	30.939	104.5	1:52.622	86.05	0.568	15:16:28.407
12 -	28.592	107.2	52.936	101.3	30.671	104.6	1:52.199 (2)	86.37	0.145	15:18:20.606
13 -	28.213	108.9	53.032	102.4	31.016	105.0	1:52.261 (3)	86.32	0.207	15:20:12.867
14 -	28.269	109.1	53.161	102.4	31.341	105.5	1:52.771	85.93	0.717	15:22:05.638

P25	87	Jamie EDWARDS				Nykos - Kinpac Racing					
IDEAL LAP TIME : 1:52.470		BEST LAP TIME : 1:52.899				DIFFERENCE : 0.429					

LAP	SECTOR 1	SECTOR 2	SECTOR 3	LAP TIME	MPH	DIFF	TIME OF DAY			
1 -		110.1	54.494	100.6	31.356	104.0	2:01.292	79.90	8.393	14:57:34.427
2 -	28.156	108.5	54.101	99.1	31.226	103.4	1:53.483	85.39	0.584	14:59:27.910
3 -	28.126	108.4	53.738	100.0	31.247	103.7	1:53.111 (3)	85.67	0.212	15:01:21.021
4 -	27.848	108.0	54.098	99.8	31.298	103.8	1:53.244	85.57	0.345	15:03:14.265
5 -	28.092	107.8	53.449	100.1	31.358	103.8	1:52.899 (1)	85.84		15:05:07.164
6 -	28.622	108.5	54.091	99.7	31.392	102.7	1:54.105	84.93	1.206	15:07:01.269
7 -	28.142	107.2	54.830	97.6	31.538	104.3	1:54.510	84.63	1.611	15:08:55.779
8 -	27.795	108.9	53.871	99.8	31.411	103.2	1:53.077 (2)	85.70	0.178	15:10:48.856
9 -	28.044	107.5	54.333	100.3	31.230	103.7	1:53.607	85.30	0.708	15:12:42.463
10 -	27.928	108.9	53.778	101.8	31.480	103.0	1:53.186	85.62	0.287	15:14:35.649
11 -	28.468	107.7	54.275	100.1	31.356	103.8	1:54.099	84.93	1.200	15:16:29.748
12 -	27.968	107.2	53.994	100.1	31.346	103.0	1:53.308	85.53	0.409	15:18:23.056
13 -	28.277	107.7	54.982	100.3	31.474	102.4	1:54.733	84.46	1.834	15:20:17.789
14 -	28.521	107.8	54.657	99.5	31.464	102.7	1:54.642	84.53	1.743	15:22:12.431

P26	4	Louis VALLELEY				KTM - CM Racing					
IDEAL LAP TIME : 1:52.136		BEST LAP TIME : 1:52.905				DIFFERENCE : 0.769					

LAP	SECTOR 1	SECTOR 2	SECTOR 3	LAP TIME	MPH	DIFF	TIME OF DAY			
1 -		107.2	54.035	99.5	30.999	102.1	1:59.748	80.93	6.843	14:57:32.883
2 -	28.928	107.8	53.985	99.2	30.877	103.5	1:53.790	85.16	0.885	14:59:26.673
3 -	28.501	103.7	53.044	99.8	31.360	101.8	1:52.905 (1)	85.83		15:01:19.578
4 -	28.374	105.5	53.748	98.5	31.306	102.2	1:53.428	85.44	0.523	15:03:13.006
5 -	28.381	104.3	53.333	99.1	31.416	102.2	1:53.130	85.66	0.225	15:05:06.136
6 -	28.431	104.2	53.171	99.1	31.326	101.6	1:52.928 (2)	85.81	0.023	15:06:59.064
7 -	28.446	103.4	53.704	98.5	31.432	102.6	1:53.582	85.32	0.677	15:08:52.646
8 -	28.253	103.8	53.329	98.8	31.627	99.4	1:53.209	85.60	0.304	15:10:45.855
9 -	28.505	103.5	53.725	99.4	31.570	100.1	1:53.800	85.16	0.895	15:12:39.655
10 -	28.540	105.0	55.831	98.1	32.308	101.8	1:56.679	83.05	3.774	15:14:36.334
11 -	28.215	107.3	53.654	98.9	31.259	102.1	1:53.128 (3)	85.66	0.223	15:16:29.462
12 -	28.288	103.7	54.410	99.2	31.481	100.7	1:54.179	84.87	1.274	15:18:23.641
13 -	28.573	103.4	53.870	97.8	31.941	100.1	1:54.384	84.72	1.479	15:20:18.025
14 -	28.344	108.0	54.373	98.6	31.977	100.0	1:54.694	84.49	1.789	15:22:12.719

P27	11	Stephen CAMPBELL				Honda - Campbell Racing					
IDEAL LAP TIME : 1:52.951		BEST LAP TIME : 1:53.523				DIFFERENCE : 0.572					

LAP	SECTOR 1	SECTOR 2	SECTOR 3	LAP TIME	MPH	DIFF	TIME OF DAY			
1 -		108.7	55.564	100.4	31.287	104.8	2:04.046	78.12	10.523	14:57:37.181
2 -	28.618	108.2	54.305	100.0	31.299	104.3	1:54.222	84.84	0.699	14:59:31.403
3 -	28.161	110.7	54.095	100.4	31.657	105.0	1:53.913 (3)	85.07	0.390	15:01:25.316
4 -	28.607	110.0	54.329	100.0	31.250	104.8	1:54.186	84.87	0.663	15:03:19.502
5 -	28.321	111.1	54.632	100.4	31.063	105.1	1:54.016	84.99	0.493	15:05:13.518
6 -	28.433	106.6	54.169	100.6	31.136	104.6	1:53.738 (2)	85.20	0.215	15:07:07.256
7 -	28.333	110.0	53.951	99.8	31.641	104.8	1:53.925	85.06	0.402	15:09:01.181
8 -	28.120	109.2	54.281	100.9	31.528	103.4	1:53.929	85.06	0.406	15:10:55.110
9 -	28.593	108.5	54.342	100.4	31.438	102.7	1:54.373	84.73	0.850	15:12:49.483
10 -	28.347	109.6	54.195	100.6	31.372	103.7	1:53.914	85.07	0.391	15:14:43.397
11 -	28.636	106.8	54.310	99.5	31.584	104.3	1:54.530	84.61	1.007	15:16:37.927

Oulton Park International
 Circuit Length = 2.6920 miles
 Start: 14:55 Flag 15:20 End: 15:22

Weather / Track : Bright / Dry

MCRCB BULLETIN TK214

2015 MCE British Superbike Championship - Round 3

2015 HEL British Motostar Championship

RACE 7 - SECTOR ANALYSIS

SECTOR 1 = FL to I1, SECTOR 2 = I1 to I2, SECTOR 3 = I2 to FL, DIFF = Difference To Personal Best Lap

12 -	28.332	107.8	53.937	100.6	31.254	104.0	1:53.523 (1)	85.36			15:18:31.450
13 -	28.523	109.6	53.768	99.8	31.842	100.0	1:54.133	84.91	0.610		15:20:25.583
14 -	28.732	107.5	54.095	100.4	31.409	103.4	1:54.236	84.83	0.713		15:22:19.819

P28 13 M3 Sam BURMAN		Honda - WNT / Burman Racing									
IDEAL LAP TIME : 1:53.253		BEST LAP TIME : 1:53.457				DIFFERENCE : 0.204					
LAP	SECTOR 1	SECTOR 2	SECTOR 3	LAP TIME	MPH	DIFF	TIME OF DAY				
1 -		114.1	55.199	102.4	31.397	107.8	2:02.779	78.93	9.322		14:57:35.914
2 -	28.708	110.7	54.354	103.0	31.422	108.2	1:54.484	84.65	1.027		14:59:30.398
3 -	28.705	112.4	54.216	103.4	31.364	107.5	1:54.285	84.79	0.828		15:01:24.683
4 -	28.464	112.2	54.445	102.4	31.532	108.5	1:54.441	84.68	0.984		15:03:19.124
5 -	28.488	112.9	54.261	103.4	31.128	108.0	1:53.877 (3)	85.10	0.420		15:05:13.001
6 -	28.274	112.0	54.012	103.4	31.423	106.0	1:53.709 (2)	85.22	0.252		15:07:06.710
7 -	28.236	111.4	53.889	103.2	31.332	107.5	1:53.457 (1)	85.41			15:09:00.167
8 -	28.574	110.3	54.188	102.9	31.377	105.8	1:54.139	84.90	0.682		15:10:54.306
9 -	28.669	110.0	54.231	102.7	31.342	105.3	1:54.242	84.83	0.785		15:12:48.548
10 -	28.474	111.1	54.123	100.0	31.341	106.8	1:53.938	85.05	0.481		15:14:42.486
11 -	28.566	110.3	54.239	100.4	31.380	107.0	1:54.185	84.87	0.728		15:16:36.671
12 -	28.502	110.5	54.589	102.9	31.392	106.5	1:54.483	84.65	1.026		15:18:31.154
13 -	28.655	110.7	54.568	103.8	31.563	106.6	1:54.786	84.42	1.329		15:20:25.940
14 -	28.679	111.8	55.020	102.9	31.589	106.6	1:55.288	84.06	1.831		15:22:21.228

P29 7 Jamie ASHBY		Honda - SP125 / JPA Racing									
IDEAL LAP TIME : 1:53.948		BEST LAP TIME : 1:54.145				DIFFERENCE : 0.197					
LAP	SECTOR 1	SECTOR 2	SECTOR 3	LAP TIME	MPH	DIFF	TIME OF DAY				
1 -		110.7	55.641	101.6	31.497	106.1	2:03.667	78.36	9.522		14:57:36.802
2 -	28.886	109.6	55.297	101.2	31.421	107.5	1:55.604	83.83	1.459		14:59:32.406
3 -	28.755	109.1	57.008	100.3	31.990	103.7	1:57.753	82.30	3.608		15:01:30.159
4 -	28.788	108.2	55.571	100.0	31.344	106.0	1:55.703	83.76	1.558		15:03:25.862
5 -	28.661	108.2	54.874	100.7	31.099	106.6	1:54.634	84.54	0.489		15:05:20.496
6 -	28.577	109.6	54.776	100.9	31.630	103.7	1:54.983	84.28	0.838		15:07:15.479
7 -	28.585	107.2	54.625	101.2	31.405	105.3	1:54.615	84.55	0.470		15:09:10.094
8 -	28.540	107.3	54.366	101.2	31.304	103.8	1:54.210 (2)	84.85	0.065		15:11:04.304
9 -	28.811	107.2	54.347	100.6	31.374	102.6	1:54.532 (3)	84.61	0.387		15:12:58.836
10 -	28.622	107.8	54.309	101.0	31.214	104.3	1:54.145 (1)	84.90			15:14:52.981
11 -	28.760	106.5	54.420	100.6	31.352	103.4	1:54.532 (3)	84.61	0.387		15:16:47.513
12 -	28.932	107.2	55.000	101.3	31.169	103.8	1:55.101	84.19	0.956		15:18:42.614
13 -	28.717	108.5	56.523	100.7	31.668	103.2	1:56.908	82.89	2.763		15:20:39.522

P30 24 Tasia RODINK		Honda - Promemo Racing									
IDEAL LAP TIME : 1:54.749		BEST LAP TIME : 1:54.903				DIFFERENCE : 0.154					
LAP	SECTOR 1	SECTOR 2	SECTOR 3	LAP TIME	MPH	DIFF	TIME OF DAY				
1 -		109.6	56.741	99.7	31.350	106.5	2:05.077	77.48	10.174		14:57:38.212
2 -	28.517	110.0	55.066	100.9	31.320	106.5	1:54.903 (1)	84.34			14:59:33.115
3 -	28.432	110.0	55.251	99.1	31.665	102.6	1:55.348 (2)	84.01	0.445		15:01:28.463
4 -	29.075	106.0	55.452	99.4	31.593	104.6	1:56.120	83.45	1.217		15:03:24.583
5 -	28.788	106.5	55.027	100.0	31.728	104.2	1:55.543	83.87	0.640		15:05:20.126
6 -	28.750	106.8	55.275	101.3	31.489	105.5	1:55.514 (3)	83.89	0.611		15:07:15.640
7 -	28.906	107.7	55.260	101.5	31.919	104.3	1:56.085	83.48	1.182		15:09:11.725
8 -	28.884	107.0	55.113	100.7	31.785	102.9	1:55.782	83.70	0.879		15:11:07.507
9 -	28.904	107.3	55.270	99.1	32.005	102.2	1:56.179	83.41	1.276		15:13:03.686
10 -	28.749	108.5	54.997	100.4	31.984	102.2	1:55.730	83.74	0.827		15:14:59.416
11 -	29.107	106.5	55.773	100.0	31.941	101.6	1:56.821	82.95	1.918		15:16:56.237
12 -	29.447	106.1	55.305	100.3	32.594	102.2	1:57.346	82.58	2.443		15:18:53.583
13 -	28.777	107.2	54.998	100.3	32.673	100.4	1:56.448	83.22	1.545		15:20:50.031

P31 21 M3 Richard KERR		Honda - Bob Wylie Racing									
IDEAL LAP TIME : 1:50.835		BEST LAP TIME : 1:50.835				DIFFERENCE : 0.000					
LAP	SECTOR 1	SECTOR 2	SECTOR 3	LAP TIME	MPH	DIFF	TIME OF DAY				
1 -		112.2	53.838	101.9	30.536	106.6	1:58.252	81.95	7.417		14:57:31.387

Weather / Track : Bright / Dry

Oulton Park International
Circuit Length = 2.6920 miles
Start: 14:55 Flag 15:20 End: 15:22

MCRCB BULLETIN TK214**2015 MCE British Superbike Championship - Round 3****2015 HEL British Motostar Championship****RACE 7 - SECTOR ANALYSIS**

SECTOR 1 = FL to I1, SECTOR 2 = I1 to I2, SECTOR 3 = I2 to FL, DIFF = Difference To Personal Best Lap

2 -	27.549	107.8	52.801	100.7	30.485	107.2	1:50.835 (1)	87.43			14:59:22.222
3 -	27.624	112.7	53.018	103.4	31.229	107.0	1:51.871 (2)	86.62	1.036		15:01:14.093
4 -	28.473	111.2	53.332	101.6	30.575	106.3	1:52.380	86.23	1.545		15:03:06.473
5 -	27.796	109.8	53.796	99.7	30.746	105.5	1:52.338	86.26	1.503		15:04:58.811
6 -	28.309	108.4	53.126	99.8	30.765	105.8	1:52.200 (3)	86.37	1.365		15:06:51.011

P32 74 M3 Joseph THOMPSON

Repli-Cast Moto 3 - Repli-Cast UK

IDEAL LAP TIME : 1:50.735

BEST LAP TIME : 1:50.865

DIFFERENCE : 0.130

LAP	SECTOR 1	SECTOR 2	SECTOR 3	LAP TIME	MPH	DIFF	TIME OF DAY			
1 -		112.5	55.772	103.5	30.846	108.2	2:00.008	80.75	9.143	14:57:33.143
2 -	28.226	112.2	53.603	103.2	30.495	107.2	1:52.324	86.27	1.459	14:59:25.467
3 -	27.627	111.6	52.901	103.7	30.511	107.0	1:51.039 (2)	87.27	0.174	15:01:16.506
4 -	27.854	111.1	52.951	103.2	30.276	108.0	1:51.081 (3)	87.24	0.216	15:03:07.587
5 -	27.613	111.2	52.846	101.9	30.406	107.2	1:50.865 (1)	87.41		15:04:58.452

MCRCB BULLETIN TK215**2015 MCE British Superbike Championship - Round 3****2015 HEL British Motostar Championship****RACE 7 - BEST SPEEDS**

POS	INTERMEDIATE 1			INTERMEDIATE 2			FINISH LINE		
	NO	NAME	MPH	NO	NAME	MPH	NO	NAME	MPH
1	52	BOERBOOM	118.7	6	TAYLOR	110.3	27	POLDEN	113.3
2	95	DEROUE	118.7	95	DEROUE	110.0	6	TAYLOR	113.1
3	27	POLDEN	118.5	27	POLDEN	109.6	95	DEROUE	112.9
4	6	TAYLOR	118.1	47	ARCHER	108.9	77	PERSSON	112.7
5	20	MARKLUND	118.1	77	PERSSON	108.5	26	SAEZ	112.5
6	26	SAEZ	117.1	52	BOERBOOM	108.4	20	MARKLUND	112.2
7	47	ARCHER	117.1	26	SAEZ	108.0	47	ARCHER	112.2
8	86	NESBITT	117.1	20	MARKLUND	107.7	52	BOERBOOM	112.0
9	35	LODGE	116.7	71	BEINLICH	107.7	35	LODGE	111.2
10	77	PERSSON	116.5	86	NESBITT	107.2	71	BEINLICH	111.1
11	71	BEINLICH	115.9	35	LODGE	106.8	86	NESBITT	110.5
12	42	SLOOTEN	114.7	44	BEST	105.6	44	BEST	110.1
13	2	THOMAS	114.3	1	RENDELL	105.0	42	SLOOTEN	110.0
14	44	BEST	114.3	42	SLOOTEN	104.8	1	RENDELL	108.5
15	13	BURMAN	114.1	2	THOMAS	104.5	2	THOMAS	108.5
16	16	SAWFORD	113.9	62	VAN DER VALK	104.3	13	BURMAN	108.5
17	25	BROUWERS	113.5	13	BURMAN	103.8	62	VAN DER VALK	108.4
18	62	VAN DER VALK	113.3	25	BROUWERS	103.7	74	THOMPSON	108.2
19	65	OWENS	113.1	74	THOMPSON	103.7	7	ASHBY	107.5
20	1	RENDELL	112.9	65	OWENS	103.5	65	OWENS	107.3
21	21	KERR	112.7	3	CLAYTON	103.4	21	KERR	107.2
22	74	THOMPSON	112.5	21	KERR	103.4	25	BROUWERS	107.2
23	98	DE VRIES	112.5	16	SAWFORD	103.2	17	JONKER	107.0
24	17	JONKER	112.4	17	JONKER	103.0	16	SAWFORD	106.8
25	70	LONGSHAW	111.8	34	DELVES	103.0	98	DE VRIES	106.8
26	11	CAMPBELL	111.1	70	LONGSHAW	102.9	3	CLAYTON	106.5
27	3	CLAYTON	110.9	98	DE VRIES	102.2	24	RODINK	106.5
28	7	ASHBY	110.7	87	EDWARDS	101.8	34	DELVES	106.0
29	34	DELVES	110.5	7	ASHBY	101.6	70	LONGSHAW	106.0
30	87	EDWARDS	110.1	24	RODINK	101.5	11	CAMPBELL	105.1
31	24	RODINK	110.0	11	CAMPBELL	100.9	87	EDWARDS	104.3
32	4	VALLELEY	108.0	4	VALLELEY	99.8	4	VALLELEY	103.5
33									

Weather / Track : Bright / Dry

Results can be found at www.tsl-timing.comOulton Park International
Circuit Length = 2.6920 miles
Start: 14:55 Flag 15:20 End: 15:22

Printed - 15:27 Monday, 04 May 2015

MCRCB BULLETIN TK216

2015 MCE British Superbike Championship - Round 3

2015 HEL British Motostar Championship

RACE 7 - BEST SECTORS

SECTOR 1			SECTOR 2			SECTOR 3			IDEAL / BEST COMPARISON						
POS	NO	NAME	TIME	NO	NAME	TIME	NO	NAME	TIME	POS	NO	NAME	IDEAL	BEST	DIFF
													PERFECT LAP	1:45.153	
1	6	TAYLOR	26.382	6	TAYLOR	49.875	6	TAYLOR	28.896	1	6	TAYLOR	1:45.153	1:45.345	0.192
2	95	DEROUE	26.504	1	RENDELL	50.201	1	RENDELL	29.287	2	1	RENDELL	1:46.107	1:46.472	0.365
3	1	RENDELL	26.619	77	PERSSON	50.452	77	PERSSON	29.288	3	77	PERSSON	1:46.401	1:46.450	0.049
4	77	PERSSON	26.661	26	SAEZ	50.639	95	DEROUE	29.321	4	95	DEROUE	1:46.489	1:46.809	0.320
5	52	BOERBOOM	26.718	95	DEROUE	50.664	27	POLDEN	29.621	5	26	SAEZ	1:47.058	1:47.403	0.345
6	26	SAEZ	26.758	47	ARCHER	50.705	47	ARCHER	29.626	6	47	ARCHER	1:47.211	1:47.582	0.371
7	20	MARKLUND	26.794	52	BOERBOOM	50.852	26	SAEZ	29.661	7	52	BOERBOOM	1:47.311	1:47.585	0.274
8	86	NESBITT	26.815	27	POLDEN	50.970	20	MARKLUND	29.738	8	27	POLDEN	1:47.457	1:47.752	0.295
9	27	POLDEN	26.866	86	NESBITT	51.077	52	BOERBOOM	29.741	9	20	MARKLUND	1:47.727	1:48.346	0.619
10	47	ARCHER	26.880	20	MARKLUND	51.195	35	LODGE	29.790	10	86	NESBITT	1:47.773	1:48.158	0.385
11	35	LODGE	26.963	71	BEINLICH	51.213	71	BEINLICH	29.802	11	71	BEINLICH	1:48.075	1:48.371	0.296
12	65	OWENS	27.052	35	LODGE	51.358	86	NESBITT	29.881	12	35	LODGE	1:48.111	1:48.333	0.222
13	42	SLOOTEN	27.058	42	SLOOTEN	51.437	2	THOMAS	30.045	13	42	SLOOTEN	1:48.653	1:48.725	0.072
14	71	BEINLICH	27.060	65	OWENS	51.438	44	BEST	30.148	14	65	OWENS	1:48.691	1:49.100	0.409
15	2	THOMAS	27.221	62	VAN DER VALK	51.538	62	VAN DER VALK	30.148	15	2	THOMAS	1:48.983	1:49.446	0.463
16	44	BEST	27.280	2	THOMAS	51.717	42	SLOOTEN	30.158	16	62	VAN DER VALK	1:49.267	1:49.294	0.027
17	25	BROUWERS	27.407	25	BROUWERS	52.013	25	BROUWERS	30.198	17	25	BROUWERS	1:49.618	1:49.863	0.245
18	21	KERR	27.549	44	BEST	52.219	65	OWENS	30.201	18	44	BEST	1:49.647	1:49.757	0.110
19	62	VAN DER VALK	27.581	21	KERR	52.801	74	THOMPSON	30.276	19	74	THOMPSON	1:50.735	1:50.865	0.130
20	74	THOMPSON	27.613	74	THOMPSON	52.846	21	KERR	30.485	20	21	KERR	1:50.835	1:50.835	0.000
21	70	LONGSHAW	27.777	3	CLAYTON	52.910	70	LONGSHAW	30.521	21	70	LONGSHAW	1:51.324	1:51.761	0.437
22	87	EDWARDS	27.795	34	DELVES	52.936	34	DELVES	30.671	22	3	CLAYTON	1:51.582	1:51.845	0.263
23	16	SAWFORD	27.898	70	LONGSHAW	53.026	3	CLAYTON	30.690	23	16	SAWFORD	1:51.672	1:51.865	0.193
24	17	JONKER	27.976	4	VALLELEY	53.044	16	SAWFORD	30.726	24	17	JONKER	1:51.775	1:52.055	0.280
25	98	DE VRIES	27.981	16	SAWFORD	53.048	17	JONKER	30.749	25	34	DELVES	1:51.820	1:52.054	0.234
26	3	CLAYTON	27.982	17	JONKER	53.050	4	VALLELEY	30.877	26	98	DE VRIES	1:52.036	1:52.195	0.159
27	11	CAMPBELL	28.120	98	DE VRIES	53.107	98	DE VRIES	30.948	27	4	VALLELEY	1:52.136	1:52.905	0.769
28	34	DELVES	28.213	87	EDWARDS	53.449	11	CAMPBELL	31.063	28	87	EDWARDS	1:52.470	1:52.899	0.429
29	4	VALLELEY	28.215	11	CAMPBELL	53.768	7	ASHBY	31.099	29	11	CAMPBELL	1:52.951	1:53.523	0.572
30	13	BURMAN	28.236	13	BURMAN	53.889	13	BURMAN	31.128	30	13	BURMAN	1:53.253	1:53.457	0.204
31	24	RODINK	28.432	7	ASHBY	54.309	87	EDWARDS	31.226	31	7	ASHBY	1:53.948	1:54.145	0.197
32	7	ASHBY	28.540	24	RODINK	54.997	24	RODINK	31.320	32	24	RODINK	1:54.749	1:54.903	0.154

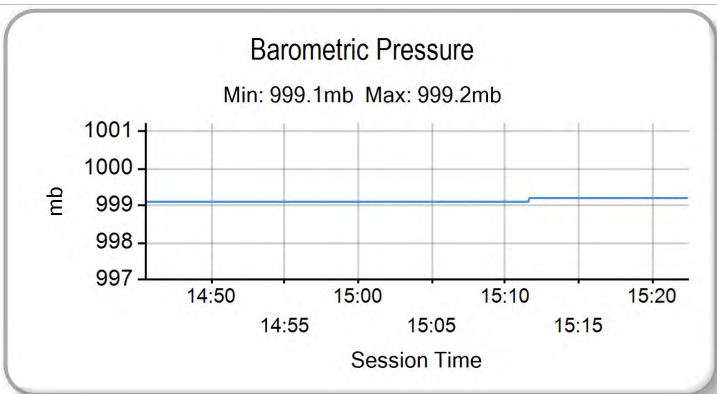
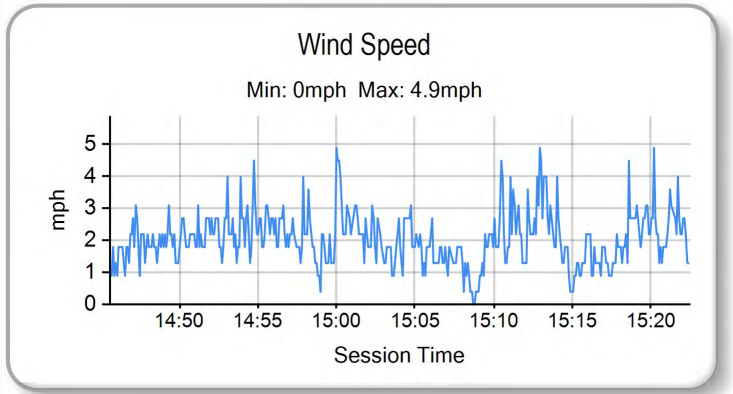
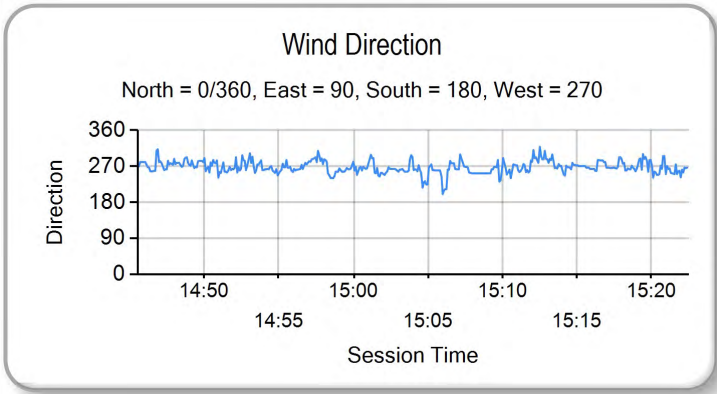
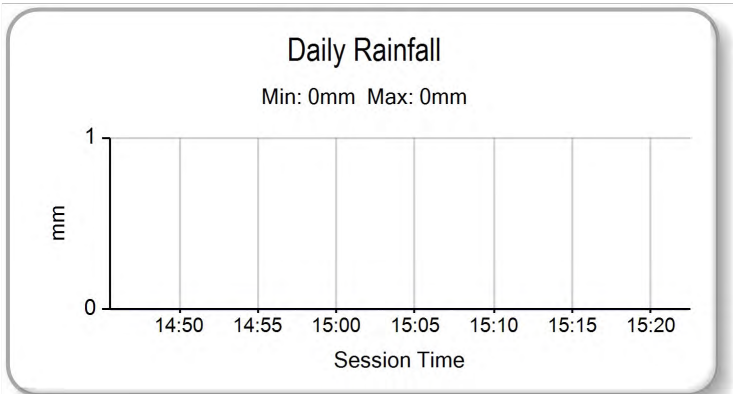
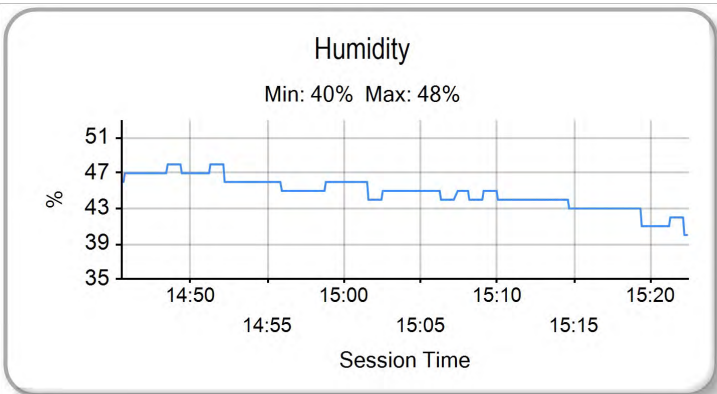
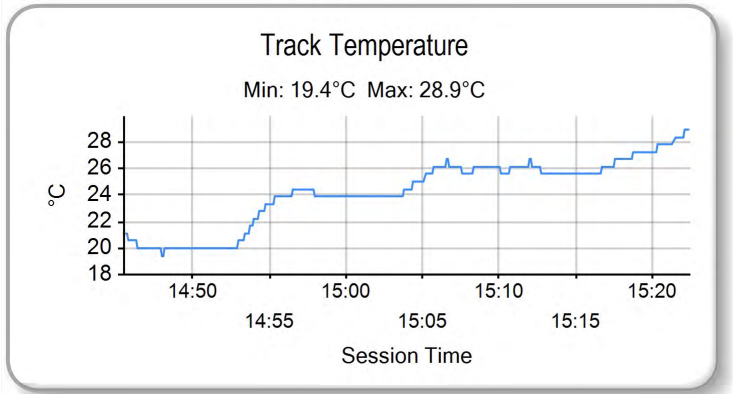
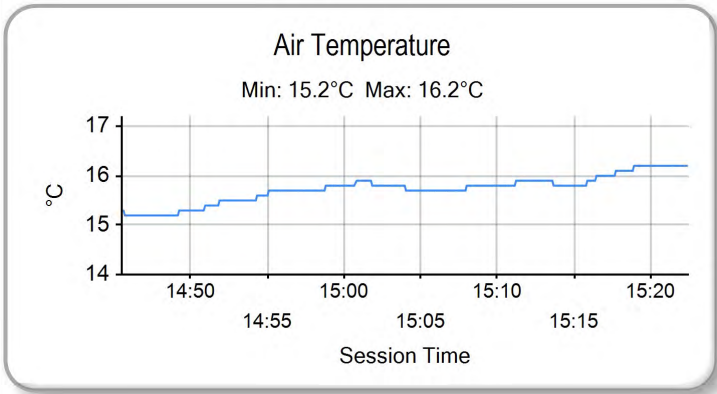
33

MCRCB BULLETIN TK217

2015 MCE British Superbike Championship - Round 3

2015 HEL British Motostar Championship

RACE 7 - WEATHER CONDITIONS



Weather / Track : Bright / Dry

Results can be found at www.tsl-timing.com

Oulton Park International
Circuit Length = 2.6920 miles
Start: 14:55 Flag 15:20 End: 15:22

Printed - 15:27 Monday, 04 May 2015

MCRCB BULLETIN TK218

2015 HEL Performance British Motostar Championship

MOTO 3 POINTS AFTER ROUND 5

	TOTAL	GAP	DIFF	4th-6th April	Donington Park	17th-19th April	Brands Hatch Indy	2nd-4th May Oulton Park	19th-21st June	Snetterton	3rd-5th July	Knockhill	17th-19th July	Brands Hatch GP	31st July-2nd August	Thruxton	21st-23rd August	Cadwell Park	4th-6th September	Oulton Park	18th-20th September	Assen	2nd-4th October	Silverstone	16th-18th October	Brands Hatch - GP
Taz TAYLOR	106			20 16	25 20	25																				
Scott DEROUÉ	83	23			25	20 25	13																			
Edward RENDELL	81	25	2	16 13	16 16	20																				
Brad RAY	45	61	36	25 20																						
Jorel BOERBOOM	43	63	2		10	10 13	10																			
Dani SAEZ	36	70	7		11	8 9	8																			
Alex PERSSON	36	70	0			9 11	16																			
Elliot LODGE	30	76	6	8 6	5 5	6																				
Georgina POLDEN	30	76	0	13		8	9																			
Joe THOMAS	28	78	2	11 9	2 4	2																				
Brian SLOOTEN	28	78	0	7 7	4 7	3																				
Charlie NESBITT	28	78	0	8	13	7																				
Jake ARCHER	27	79	1	3	7 6	11																				
Christoph BEINLICH	25	81	2		11 10	4																				
Joseph THOMPSON	18	88	7	10 5	3																					
Vasco VAN DER VALK	17	89	1	9 4	1 2	1																				
Joel MARKLUND	17	89	0	6	6	5																				
Tomas DE VRIES	6	100	11	5 1																						
Richard KERR	4	102	2	4																						
Mike BROUWERS	4	102	0	3		1																				
Asher DURHAM	3	103	1			3																				
Edmund BEST	2	104	1	2																						

MCRCB BULLETIN TK219

2015 HEL Performance British Motostar Championship

125GP POINTS AFTER ROUND 5

	TOTAL	GAP	DIFF	4th-6th April	Donington Park	17th-19th April	Brands Hatch Indy	2nd-4th May Oulton Park	19th-21st June	Snetterton	3rd-5th July	Knockhill	17th-19th July	Brands Hatch GP	31st July-2nd August	Thruxton	21st-23rd August	Cadwell Park	4th-6th September	Oulton Park	18th-20th September	Assen	2nd-4th October	Silverstone	16th-18th October	Brands Hatch - GP
Josh OWENS	110			10 25	25 25	25	25																			
Andrew SAWFORD	81	29		25 20	20		16																			
Mark CLAYTON	75	35	6	16 10	16 13	20																				
Ryan LONGSHAW	72	38	3	20 9	10 20	13																				
Wesley JONKER	59	51	13	13 16	9 10	11																				
Jamie EDWARDS	53	57	6	4 11	13 16	9																				
Liam DELVES	49	61	4	11 13	7 8	10																				
Tasia RODINK	39	71	10	8 8	11 7	5																				
Stephen CAMPBELL	35	75	4	9	8 11	7																				
Jamie ASHBY	30	80	5	7 6	5 6	6																				
Cameron HORSMAN	22	88	8	6 7	9																					
Louis VALLELEY	19	91	3	5	6	8																				
Adam MOORE	8	102	11	3	5																					
Bryn OWEN	5	105	3	5																						