



BRITISH MOTOSTAR CHAMPIONSHIP

Round 7
Thruxton

31st – 2nd August 2015



Results Provided by Timing Solutions Ltd

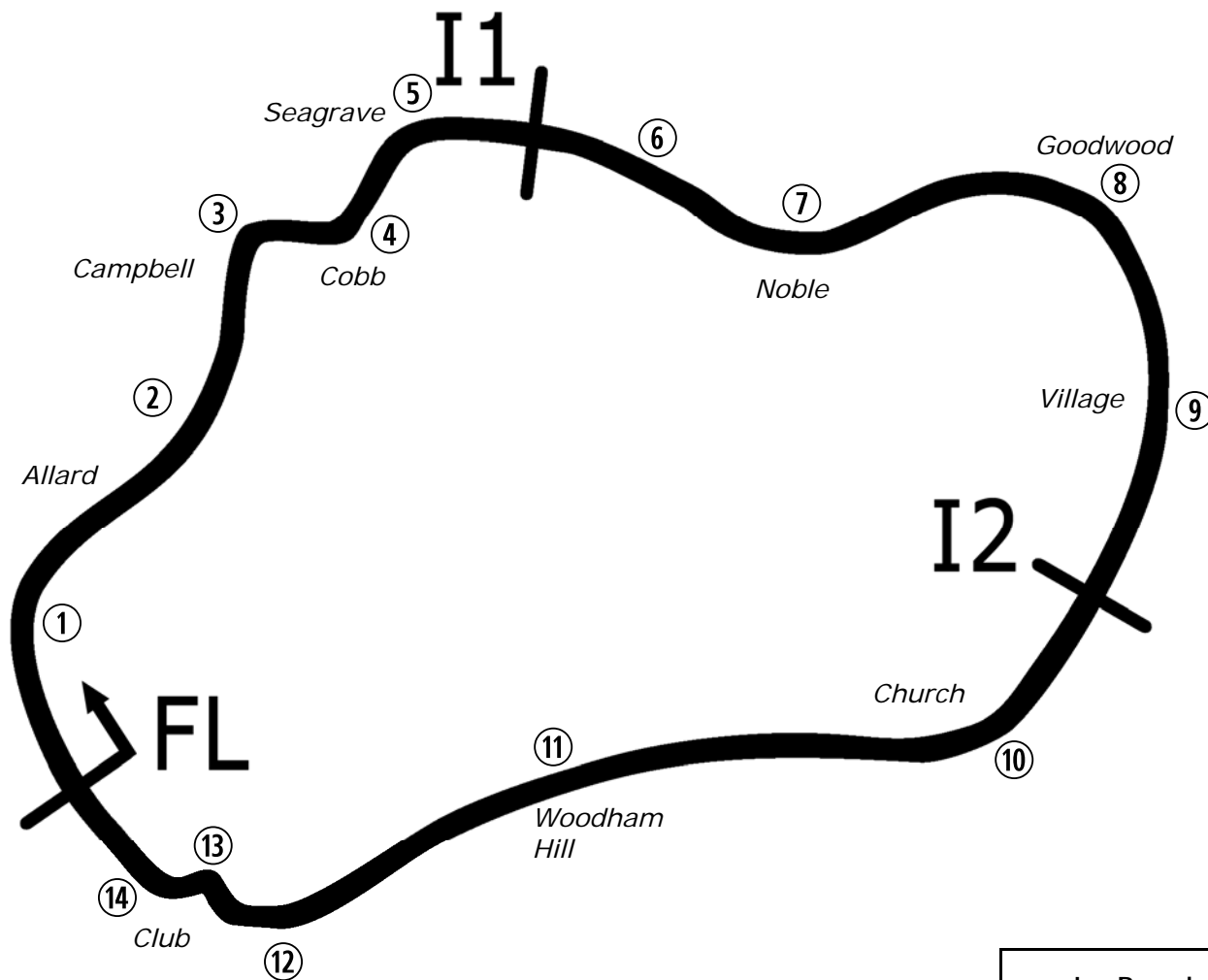
www.tsl-timing.com

Thruxton

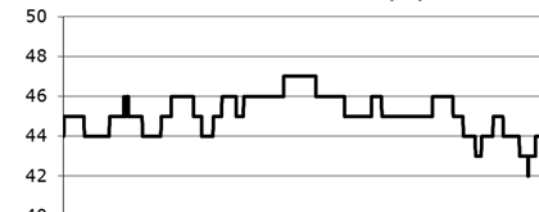


SPORTS TIMING

TIMING SOLUTIONS LTD



Circuit Altitude (m)



Length	2.3560 miles	3791.6 m	
FL		51.20766N	1.60897 W
I1	1128m	51.21418 N	1.60062 W
I2	2380m	51.20983 N	1.59065 W
Pit Entry	3697m	51.20680 N	1.60788 W
Pit Exit	100m after FL	51.20844 N	1.60924 W
Pit Entry–Pit Exit 219m, 13.1s @60kph, 9.8s @80kph			

Lap Records		Best Sector Information					
		Sector 1 (FL – I1)	Sector 2 (I1 – I2)	I1 Trap (mph)	I2 Trap (mph)	Sector 3 (I2 – FL)	F/L Trap (mph)
Superbike	1:14.890	45.869		N/A	159.4	28.285	136.4
Supersport	1:16.908	46.663		N/A	151.1	29.129	126.4
Superstock 1000	1:16.396	47.140		N/A	154.3	29.231	133.4
Superstock 600	1:18.941	47.906		N/A	145.6	30.272	123.4
Motostar	1:21.037	48.659		N/A	129.1	31.602	109.1
F1 Sidecar	1:18.344	47.569		N/A	136.4	30.390	111.1
Ducati Cup	To Be Est	N/A	N/A	N/A	N/A	N/A	N/A
KTM BJ Cup	To Be Est	N/A	N/A	N/A	N/A	N/A	N/A

All results available at www.tsl-timing.com



POS	NO	CL	PIC NAME	ENTRY	TIME	ON	LAPS	GAP	DIFF	MPH
1	6	M3	1 Taz TAYLOR	KTM - RS Racing	1:21.102	12	19			104.57
2	95	M3	2 Scott DEROUE	KTM - Redline KTM	1:21.950	15	18	0.848	0.848	103.49
3	86	M3	3 Charlie NESBITT	Repli-Cast Moto 3 - Repli-Cast UK	1:22.194	16	22	1.092	0.244	103.19
4	47	M3	4 Jake ARCHER	Honda - RS Racing	1:22.903	16	19	1.801	0.709	102.30
5	1	M3	5 Edward RENDELL	Ten Kate Honda - Banks Racing	1:23.138	12	19	2.036	0.235	102.01
6	26	M3	6 Dani SAEZ	Repli-Cast Moto 3 - Repli-Cast - Armstrong	1:23.545	15	16	2.443	0.407	101.52
7	27	M3	7 Georgina POLDEN	KTM - RS Racing	1:23.727	17	18	2.625	0.182	101.30
8	52	M3	8 Jorel BOERBOOM	Kalex KTM - FPW Racing	1:24.548	19	20	3.446	0.821	100.31
9	35	M3	9 Elliot LODGE	Honda - Essential Team Racing / SP125	1:24.556	15	16	3.454	0.008	100.30
10	2	M3	10 Joe THOMAS	Honda - Team ILR	1:24.668	14	16	3.566	0.112	100.17
11	25	M3	11 Mike BROUWERS	Honda - Joma / Brouwersracingteam	1:24.918	14	21	3.816	0.250	99.88
12	44	M3	12 Edmund BEST	Honda - SymCirrus Motorsport	1:25.315	13	18	4.213	0.397	99.41
13	77	M3	13 Alex PERSSON	Kalex KTM - PWR / FPW Racing	1:25.962	18	19	4.860	0.647	98.66
14	65		1 Josh OWENS	Honda - JPL Racing	1:25.978	18	20	4.876	0.016	98.64
15	21	M3	14 Richard KERR	Honda - Bob Wylie Racing	1:26.318	21	21	5.216	0.340	98.26
16	3		2 Mark CLAYTON	Honda - SP125 / Refined Recruitment	1:26.472	15	16	5.370	0.154	98.08
17	16		3 Andrew SAWFORD	Aprilia - St Neots Motorcycle Co Ltd	1:26.477	15	18	5.375	0.005	98.07
18	42	M3	15 Brian SLOOTEN	Honda - Bakker Frames Holland	1:27.034	16	20	5.932	0.557	97.45
19	98	M3	16 Tomas DE VRIES	Honda - DAT Racing	1:27.316	8	10	6.214	0.282	97.13
20	34		4 Liam DELVES	Honda - Crucials Sauce / Banks Racing	1:27.403	18	19	6.301	0.087	97.04
21	62	M3	17 Vasco VAN DER VALK	Honda - Team ILR / Vasco62.nl	1:27.469	4	6	6.367	0.066	96.96
22	13	M3	18 Sam BURMAN	Honda - WNT / Burman Racing	1:28.607	14	19	7.505	1.138	95.72
23	8	M3	19 TJ TOMS	Repli-Cast Moto 3 - Repli-Cast - Armstrong	1:28.894	15	20	7.792	0.287	95.41
24	87		5 Jamie EDWARDS	Nykos - Kinpac Racing	1:28.959	13	20	7.857	0.065	95.34

QUALIFYING LAPTIME (110.0% of 1:21.102) = 1:29.212

25	72		6 Cameron HORSMAN	EE125 - FAB-Racing	1:30.491	6	6	9.389	1.532	93.72
26	11		7 Stephen CAMPBELL	Honda - Campbell Racing	1:30.579	9	14	9.477	0.088	93.63
27	70		8 Ryan LONGSHAW	Honda - RCD Motorsport	1:30.657	8	10	9.555	0.078	93.55
28	7		9 Jamie ASHBY	Honda - SP125 / JPA Racing	1:31.665	13	14	10.563	1.008	92.52
29	17		10 Wesley JONKER	Luyten Honda - Racing Family	1:31.803	12	18	10.701	0.138	92.38
30	97	M3	20 Adam MOORE	Honda - Cresswell Racing	1:32.789	4	4	11.687	0.986	91.40
31	24		11 Tasia RODINK	Honda - Promemo Racing	1:33.685	7	10	12.583	0.896	90.53
32	5		12 Edgar MACHADO	KTM - Cresswell Racing	1:39.080	12	15	17.978	5.395	85.60

Weather / Track : Cloudy / Dry

These results are provisional until the conclusion of any judicial and technical matters.

Thruxton

Circuit Length = 2.3560 miles

Start: 11:10 Flag 11:40 End: 11:41

Race Director :	Stewards :	Timekeeper :
-----------------	------------	--------------

Results can be found at www.britishsuperbike.com

Printed - 11:41 Friday, 31 July 2015

MCRCB BULLETIN TK017

2015 MCE British Superbike Championship - Round 7

2015 HEL British Motostar Championship

FREE PRACTICE - SECTOR ANALYSIS

SECTOR 1 = FL to I1, SECTOR 2 = I1 to I2, SECTOR 3 = I2 to FL, DIFF = Difference To Personal Best Lap

P1		6 M3		Taz TAYLOR		KTM - RS Racing					
IDEAL LAP TIME : 1:21.091		BEST LAP TIME : 1:21.102		DIFFERENCE : 0.011							
LAP	SECTOR 1	SECTOR 2	SECTOR 3	LAP TIME	MPH	DIFF	TIME OF DAY				
1 -	OUTLAP	101.8	23.655	119.8	35.956	101.9		11:12:31.302			
2 -	28.903	102.9	23.073	123.5	33.365	103.8	1:25.341	99.38	4.239	11:13:56.643	
3 -	28.307	103.5	23.022	123.8	32.925	104.8	1:24.254	100.66	3.152	11:15:20.897	
4 -	30.636	104.8	22.579	125.9	33.136	105.6	1:26.351	98.22	5.249	11:16:47.248	
5 -	28.275	106.0	23.575	120.0	33.493	108.0	1:25.343	99.38	4.241	11:18:12.591	
6 -	28.517	108.2	23.456	122.2	33.319	107.5	1:25.292	99.44	4.190	11:19:37.883	
7 -	29.108	103.5	22.783	124.5	32.251	104.5	1:24.142	100.80	3.040	11:21:02.025	
8 -	27.970	106.1	22.543	122.4	32.094	107.0	1:22.607	102.67	1.505	11:22:24.632	
9 -	27.570	106.5	22.283	125.6	IN PIT		1:20.647	P	105.16	11:23:45.279	
10 -	OUTLAP	106.6	23.036	123.8	32.261	107.7	4:00.261	35.30	2:39.159	11:27:45.540	
11 -	27.422	106.5	22.209	126.1	32.629	105.0	1:22.260	(3)	103.10	1.158	11:29:07.800
12 -	27.412	107.0	22.079	124.9	31.611	107.0	1:21.102	(1)	104.57		11:30:28.902
13 -	27.603	106.6	22.068	127.3	32.258	107.7	1:21.929	(2)	103.52	0.827	11:31:50.831
14 -	27.662	108.0	22.389	122.9	33.588	105.5	1:23.639		101.40	2.537	11:33:14.470
15 -	28.168	104.5	22.792	123.8	32.325	105.1	1:23.285		101.83	2.183	11:34:37.755
16 -	28.106	105.0	23.439	123.1	32.883	106.0	1:24.428		100.45	3.326	11:36:02.183
17 -	27.979	106.1	22.493	124.2	32.640	104.5	1:23.112		102.05	2.010	11:37:25.295
18 -	27.570	106.5	22.709	119.8	33.369	105.5	1:23.648		101.39	2.546	11:38:48.943
19 -	28.827	106.3	23.800	121.7	33.834	99.8	1:26.461		98.09	5.359	11:40:15.404

P2		95 M3		Scott DEROUÉ		KTM - Redline KTM					
IDEAL LAP TIME : 1:21.453		BEST LAP TIME : 1:21.950		DIFFERENCE : 0.497							
LAP	SECTOR 1	SECTOR 2	SECTOR 3	LAP TIME	MPH	DIFF	TIME OF DAY				
1 -	OUTLAP	103.5	25.634	111.2	35.765	103.7		11:11:38.498			
2 -	29.682	104.5	23.617	122.2	34.035	105.0	1:27.334	97.11	5.384	11:13:05.832	
3 -	29.353	105.1	23.510	123.1	33.340	105.8	1:26.203	98.39	4.253	11:14:32.035	
4 -	28.420	105.0	22.840	122.2	33.207	101.8	1:24.467	100.41	2.517	11:15:56.502	
5 -	28.312	104.8	22.946	122.0	32.838	105.6	1:24.096	100.85	2.146	11:17:20.598	
6 -	28.153	105.8	23.336	122.4	32.266	106.1	1:23.755	101.26	1.805	11:18:44.353	
7 -	28.350	107.3	24.308	112.2	33.087	106.1	1:25.745	98.91	3.795	11:20:10.098	
8 -	28.068	107.2	22.806	124.2	32.259	106.0	1:23.133	102.02	1.183	11:21:33.231	
9 -	27.837	107.7	22.635	123.5	32.634	106.0	1:23.106	102.05	1.156	11:22:56.337	
10 -	28.781	107.3	22.525	124.2	IN PIT		1:25.802	P	98.85	3.852	11:24:22.139
11 -	OUTLAP	106.0	22.951	122.9	32.790	104.6	4:33.462	31.01	3:11.512	11:28:55.601	
12 -	27.840	107.0	22.468	126.1	32.369	106.3	1:22.677	102.58	0.727	11:30:18.278	
13 -	27.803	107.5	22.952	121.5	31.793	105.8	1:22.548	102.74	0.598	11:31:40.826	
14 -	27.822	108.5	22.618	124.2	31.844	106.3	1:22.284	103.07	0.334	11:33:03.110	
15 -	27.487	108.0	22.713	124.5	31.750	105.6	1:21.950	(1)	103.49		11:34:25.060
16 -	27.339	107.3	22.990	123.1	31.672	106.5	1:22.001	(2)	103.43	0.051	11:35:47.061
17 -	27.313	108.0	22.755	124.2	32.093	106.0	1:22.161	(3)	103.23	0.211	11:37:09.222
18 -	35.861	82.6	28.967	100.7	IN PIT		1:43.735	P	81.76	21.785	11:38:52.957

P3		86 M3		Charlie NESBITT		Repli-Cast Moto 3 - Repli-Cast UK					
IDEAL LAP TIME : 1:21.955		BEST LAP TIME : 1:22.194		DIFFERENCE : 0.239							
LAP	SECTOR 1	SECTOR 2	SECTOR 3	LAP TIME	MPH	DIFF	TIME OF DAY				
1 -	OUTLAP	101.2	25.379	116.5	35.458	102.2		11:11:41.049			
2 -	29.451	102.2	22.874	118.3	33.403	104.8	1:25.728	98.93	3.534	11:13:06.777	
3 -	28.868	103.8	23.187	118.5	33.312	104.6	1:25.367	99.35	3.173	11:14:32.144	
4 -	28.392	103.8	22.715	120.0	33.184	81.5	1:24.291	100.62	2.097	11:15:56.435	
5 -	28.948	104.3	22.435	118.3	33.037	104.3	1:24.420	100.46	2.226	11:17:20.855	
6 -	28.074	104.6	23.391	116.9	32.488	105.3	1:23.953	101.02	1.759	11:18:44.808	
7 -	28.320	104.8	23.711	114.9	33.089	102.7	1:25.120	99.64	2.926	11:20:09.928	
8 -	28.104	104.5	22.456	117.5	32.919	105.5	1:23.479	101.60	1.285	11:21:33.407	
9 -	27.848	105.3	22.531	118.1	32.825	105.3	1:23.204	101.93	1.010	11:22:56.611	
10 -	27.892	105.5	22.504	118.3	33.166	101.6	1:23.562	101.50	1.368	11:24:20.173	
11 -	27.568	104.2	22.380	119.8	32.444	104.5	1:22.392	(2)	102.94	0.198	11:25:42.565
12 -	28.152	105.5	22.515	118.5	32.769	101.9	1:23.436	101.65	1.242	11:27:06.001	
13 -	27.695	106.3	22.303	120.2	32.534	102.9	1:22.532	102.76	0.338	11:28:28.533	

Weather / Track : Cloudy / Dry

Thruxton
Circuit Length = 2.3560 miles
Start: 11:10 Flag 11:40 End: 11:41

MCRCB BULLETIN TK017

2015 MCE British Superbike Championship - Round 7

2015 HEL British Motostar Championship

FREE PRACTICE - SECTOR ANALYSIS

SECTOR 1 = FL to I1, SECTOR 2 = I1 to I2, SECTOR 3 = I2 to FL, DIFF = Difference To Personal Best Lap

14 -	27.907	104.6	22.392	118.7	32.294	104.0	1:22.593	102.69	0.399	11:29:51.126
15 -	27.534	105.5	22.389	118.5	32.928	101.8	1:22.851	102.37	0.657	11:31:13.977
16 -	27.589	105.8	22.323	120.6	32.282	104.6	1:22.194 (1)	103.19		11:32:36.171
17 -	27.394	107.0	22.538	120.0	32.499	104.6	1:22.431 (3)	102.89	0.237	11:33:58.602
18 -	27.509	104.6	22.290	119.6	32.642	104.2	1:22.441	102.88	0.247	11:35:21.043
19 -	27.485	105.1	22.285	120.0	32.691	104.3	1:22.461	102.85	0.267	11:36:43.504
20 -	27.526	104.8	22.279	120.0	32.980	103.0	1:22.785	102.45	0.591	11:38:06.289
21 -	28.195	101.3	22.429	121.1	32.781	103.4	1:23.405	101.69	1.211	11:39:29.694
22 -	27.580	106.1	22.319	119.4	32.792	103.2	1:22.691	102.56	0.497	11:40:52.385

P4 47 M3 Jake ARCHER

Honda - RS Racing

IDEAL LAP TIME : 1:22.581

BEST LAP TIME : 1:22.903

DIFFERENCE : 0.322

LAP	SECTOR 1	SECTOR 2	SECTOR 3	LAP TIME	MPH	DIFF	TIME OF DAY				
1 -	OUTLAP	101.6	23.599	120.4	35.252	104.0					
2 -	29.146	106.6	22.998	123.3	33.677	105.5	1:25.821	98.82	2.918	11:13:57.329	
3 -	28.478	106.6	22.560	121.3	33.191	105.6	1:24.229	100.69	1.326	11:15:21.558	
4 -	28.658	103.7	22.899	122.4	33.862	105.3	1:25.419	99.29	2.516	11:16:46.977	
5 -	28.239	105.0	23.294	119.6	33.452	107.0	1:24.985	99.80	2.082	11:18:11.962	
6 -	28.649	102.6	23.407	107.5	35.097	105.6	1:27.153	97.31	4.250	11:19:39.115	
7 -	28.608	106.1	23.903	119.6	32.867	106.6	1:25.378	99.34	2.475	11:21:04.493	
8 -	28.149	106.1	22.845	120.6	33.213	105.5	1:24.207	100.72	1.304	11:22:28.700	
9 -	28.783	100.6	23.569	117.1	IN PIT		1:26.545	P	98.00	3.642	11:23:55.245
10 -	OUTLAP	97.6	24.104	100.9	34.485	105.0	3:49.898	36.89	2:26.995	11:27:45.143	
11 -	28.295	106.8	22.600	120.4	33.072	105.0	1:23.967	101.01	1.064	11:29:09.110	
12 -	27.845	105.8	22.607	121.5	32.727	105.8	1:23.179 (3)	101.96	0.276	11:30:32.289	
13 -	27.701	105.3	23.180	120.0	32.745	106.0	1:23.626	101.42	0.723	11:31:55.915	
14 -	28.259	104.5	22.613	120.6	32.539	106.1	1:23.411	101.68	0.508	11:33:19.326	
15 -	28.695	104.3	22.760	121.3	32.821	105.8	1:24.276	100.64	1.373	11:34:43.602	
16 -	27.736	104.8	22.544	122.4	32.623	106.5	1:22.903 (1)	102.30		11:36:06.505	
17 -	27.498	105.8	22.564	120.4	32.913	106.0	1:22.975 (2)	102.21	0.072	11:37:29.480	
18 -	27.544	105.0	22.841	122.2	33.497	104.3	1:23.882	101.11	0.979	11:38:53.362	
19 -	27.811	106.8	22.731	120.2	33.769	105.6	1:24.311	100.59	1.408	11:40:17.673	

P5 1 M3 Edward RENDELL

Ten Kate Honda - Banks Racing

IDEAL LAP TIME : 1:22.710

BEST LAP TIME : 1:23.138

DIFFERENCE : 0.428

LAP	SECTOR 1	SECTOR 2	SECTOR 3	LAP TIME	MPH	DIFF	TIME OF DAY				
1 -	OUTLAP	99.8	25.154	110.7	34.908	97.3					
2 -	29.203	102.2	23.052	119.1	33.531	101.8	1:25.786	98.86	2.648	11:13:26.640	
3 -	28.399	102.7	22.652	121.1	34.666	100.3	1:25.717	98.94	2.579	11:14:52.357	
4 -	28.274	102.1	22.579	121.3	32.793	100.0	1:23.646	101.39	0.508	11:16:16.003	
5 -	28.177	102.2	22.736	116.1	32.826	101.5	1:23.739	101.28	0.601	11:17:39.742	
6 -	28.046	101.5	22.961	117.7	32.985	100.7	1:23.992	100.98	0.854	11:19:03.734	
7 -	27.995	102.4	23.049	116.9	IN PIT		1:23.683	P	101.35	0.545	11:20:27.417
8 -	OUTLAP	102.1	22.773	117.9	33.005	102.6	2:02.760	69.09	39.622	11:22:30.177	
9 -	28.341	101.5	22.741	117.9	33.635	100.7	1:24.717	100.11	1.579	11:23:54.894	
10 -	27.725	103.4	22.607	117.5	33.941	98.3	1:24.273	100.64	1.135	11:25:19.167	
11 -	27.882	102.1	22.685	117.1	33.293	97.6	1:23.860	101.14	0.722	11:26:43.027	
12 -	27.778	102.2	22.633	118.3	32.727	101.5	1:23.138 (1)	102.01		11:28:06.165	
13 -	27.943	101.6	22.638	117.9	32.841	99.8	1:23.422	101.67	0.284	11:29:29.587	
14 -	27.916	102.4	22.591	117.1	32.670	102.4	1:23.177 (2)	101.97	0.039	11:30:52.764	
15 -	27.782	103.8	22.596	117.3	32.823	97.9	1:23.201 (3)	101.94	0.063	11:32:15.965	
16 -	28.191	99.5	23.517	107.5	IN PIT		1:24.608	P	100.24	1.470	11:33:40.573
17 -	OUTLAP	98.9	22.813	117.7	32.620	102.9	3:51.875	36.57	2:28.737	11:37:32.448	
18 -	27.511	102.6	23.086	118.9	33.271	101.0	1:23.868	101.13	0.730	11:38:56.316	
19 -	27.974	103.7	22.690	115.7	32.892	100.6	1:23.556	101.50	0.418	11:40:19.872	

P6 26 M3 Dani SAEZ

Repli-Cast Moto 3 - Repli-Cast - Armstrong

IDEAL LAP TIME : 1:23.013

BEST LAP TIME : 1:23.545

DIFFERENCE : 0.532

LAP	SECTOR 1	SECTOR 2	SECTOR 3	LAP TIME	MPH	DIFF	TIME OF DAY			
1 -	OUTLAP	90.5	26.715	110.1	39.771	100.6				
2 -	30.978	93.0	25.050	117.5	36.465	103.4	1:32.493	91.70	8.948	11:13:53.433
3 -	29.674	100.3	25.825	123.1	33.508	104.2	1:29.007	95.29	5.462	11:15:22.440

Thurxton

Circuit Length = 2.3560 miles

Start: 11:10 Flag 11:40 End: 11:41

Weather / Track : Cloudy / Dry

MCRCB BULLETIN TK017

2015 MCE British Superbike Championship - Round 7

2015 HEL British Motostar Championship

FREE PRACTICE - SECTOR ANALYSIS

SECTOR 1 = FL to I1, SECTOR 2 = I1 to I2, SECTOR 3 = I2 to FL, DIFF = Difference To Personal Best Lap

4 -	28.340	104.0	22.973	123.1	33.757	104.8	1:25.070	99.70	1.525	11:16:47.510
5 -	28.382	104.6	23.082	121.3	33.291	104.3	1:24.755	100.07	1.210	11:18:12.265
6 -	28.593	104.3	23.160	121.7	34.359	105.1	1:26.112	98.49	2.567	11:19:38.377
7 -	28.838	103.4	23.077	122.0	33.219	103.2	1:25.134	99.62	1.589	11:21:03.511
8 -	28.221	104.6	22.951	120.9	34.595	104.0	1:25.767	98.89	2.222	11:22:29.278
9 -	28.388	105.3	23.422	119.6	35.162	102.1	1:26.972	97.52	3.427	11:23:56.250
10 -	31.617	93.4	23.966	119.4	IN PIT		1:29.388	P 94.88	5.843	11:25:25.638
11 -	OUTLAP	103.4	23.579	119.1	33.344	102.9	7:40.857	18.40	6:17.312	11:33:06.495
12 -	28.307	103.7	22.995	120.2	33.524	103.4	1:24.826	99.98	1.281	11:34:31.321
13 -	27.994	103.8	23.008	121.3	32.916	103.7	1:23.918	(2) 101.07	0.373	11:35:55.239
14 -	28.199	102.7	22.977	121.1	32.913	103.8	1:24.089	100.86	0.544	11:37:19.328
15 -	28.235	103.0	22.758	123.3	32.552	104.0	1:23.545	(1) 101.52		11:38:42.873
16 -	27.979	107.5	22.482	121.7	33.471	103.5	1:23.932	(3) 101.05	0.387	11:40:06.805

P7	27 M3	Georgina POLDEN				KTM - RS Racing				
IDEAL LAP TIME : 1:23.636		BEST LAP TIME : 1:23.727		DIFFERENCE : 0.091						

LAP	SECTOR 1	SECTOR 2	SECTOR 3	LAP TIME	MPH	DIFF	TIME OF DAY			
1 -	OUTLAP	104.8	23.433	122.2	35.774	102.2	11:12:31.460			
2 -	29.063	107.0	22.997	125.4	33.415	106.8	1:25.475	99.22	1.748	11:13:56.935
3 -	28.366	107.2	22.861	125.2	33.212	106.8	1:24.439	(2) 100.44	0.712	11:15:21.374
4 -	28.756	104.3	22.868	124.2	33.668	106.1	1:25.292	99.44	1.565	11:16:46.666
5 -	28.452	104.2	23.311	120.6	33.449	105.8	1:25.212	99.53	1.485	11:18:11.878
6 -	28.528	105.1	22.881	123.1	33.945	105.8	1:25.354	99.36	1.627	11:19:37.232
7 -	29.464	93.7	24.204	124.0	32.954	107.5	1:26.622	97.91	2.895	11:21:03.854
8 -	28.675	104.3	22.728	123.5	33.211	106.3	1:24.614	(3) 100.23	0.887	11:22:28.468
9 -	28.846	103.7	23.653	119.6	IN PIT		1:26.481	P 98.07	2.754	11:23:54.949
10 -	OUTLAP	96.9	25.674	105.1	35.854	105.3	5:15.431	26.88	3:51.704	11:29:10.380
11 -	28.671	105.6	22.639	122.9	33.546	106.3	1:24.856	99.95	1.129	11:30:35.236
12 -	28.372	106.1	23.908	118.5	33.463	106.1	1:25.743	98.91	2.016	11:32:00.979
13 -	29.156	105.0	23.905	120.4	34.462	105.8	1:27.523	96.90	3.796	11:33:28.502
14 -	28.739	105.0	22.846	120.0	33.506	106.6	1:25.091	99.67	1.364	11:34:53.593
15 -	28.630	93.3	24.436	123.1	IN PIT		1:25.314	P 99.41	1.587	11:36:18.907
16 -	OUTLAP	105.0	23.115	122.0	33.287	106.5	1:39.884	84.91	16.157	11:37:58.791
17 -	28.043	105.3	22.689	123.5	32.995	106.5	1:23.727	(1) 101.30		11:39:22.518
18 -	29.397	104.3	23.517	120.9	33.416	106.5	1:26.330	98.24	2.603	11:40:48.848

P8	52 M3	Jorel BOERBOOM				Kalex KTM - FPW Racing				
IDEAL LAP TIME : 1:24.244		BEST LAP TIME : 1:24.548		DIFFERENCE : 0.304						

LAP	SECTOR 1	SECTOR 2	SECTOR 3	LAP TIME	MPH	DIFF	TIME OF DAY			
1 -	OUTLAP	100.3	25.785	116.5	36.660	102.1	11:11:40.795			
2 -	30.581	103.2	24.060	120.0	34.993	102.7	1:29.634	94.62	5.086	11:13:10.429
3 -	29.525	105.1	23.594	119.6	34.440	103.5	1:27.559	96.86	3.011	11:14:37.988
4 -	29.921	102.1	23.931	122.6	34.777	102.9	1:28.629	95.69	4.081	11:16:06.617
5 -	28.984	104.2	24.088	118.3	34.256	103.8	1:27.328	97.12	2.780	11:17:33.945
6 -	29.418	102.7	24.869	119.6	33.860	102.6	1:28.147	96.22	3.599	11:19:02.092
7 -	28.915	104.5	23.597	121.7	33.794	103.7	1:26.306	98.27	1.758	11:20:28.398
8 -	28.509	105.5	23.521	121.7	33.637	104.5	1:25.667	99.00	1.119	11:21:54.065
9 -	28.736	104.3	25.744	101.2	IN PIT		1:33.580	P 90.63	9.032	11:23:27.645
10 -	OUTLAP	84.3	29.026	88.4	36.161	103.7	2:53.165	48.97	1:28.617	11:26:20.810
11 -	28.915	104.3	23.580	122.6	32.945	105.0	1:25.440	99.26	0.892	11:27:46.250
12 -	28.597	105.6	23.192	123.8	32.935	105.0	1:24.724	(3) 100.10	0.176	11:29:10.974
13 -	29.459	104.6	23.440	122.4	33.334	103.8	1:26.233	98.35	1.685	11:30:37.207
14 -	28.591	104.8	23.172	124.2	32.886	104.2	1:24.649	(2) 100.19	0.101	11:32:01.856
15 -	28.652	105.6	23.682	122.9	33.704	104.0	1:26.038	98.57	1.490	11:33:27.894
16 -	28.595	105.0	23.499	122.0	34.134	105.1	1:26.228	98.36	1.680	11:34:54.122
17 -	28.445	104.3	24.997	96.1	33.945	104.2	1:27.387	97.05	2.839	11:36:21.509
18 -	28.398	105.8	23.095	125.2	33.547	103.5	1:25.040	99.73	0.492	11:37:46.549
19 -	28.598	104.8	22.960	124.9	32.990	104.8	1:24.548	(1) 100.31		11:39:11.097
20 -	28.531	105.6	24.313	111.4	33.878	102.1	1:26.722	97.80	2.174	11:40:37.819

Weather / Track : Cloudy / Dry

Thrupton
Circuit Length = 2.3560 miles
Start: 11:10 Flag 11:40 End: 11:41

MCRCB BULLETIN TK017

2015 MCE British Superbike Championship - Round 7

2015 HEL British Motostar Championship

FREE PRACTICE - SECTOR ANALYSIS

SECTOR 1 = FL to I1, SECTOR 2 = I1 to I2, SECTOR 3 = I2 to FL, DIFF = Difference To Personal Best Lap

P9		35 M3		Elliot LODGE		Honda - Essential Team Racing / SP125				
IDEAL LAP TIME : 1:24.310		BEST LAP TIME : 1:24.556		DIFFERENCE : 0.246						
LAP	SECTOR 1	SECTOR 2	SECTOR 3	LAP TIME	MPH	DIFF	TIME OF DAY			
1 -	OUTLAP	94.3	27.196	106.8	IN PIT	P	11:11:47.619			
2 -	OUTLAP	96.8	24.724	115.3	35.317	100.4	5:11.782	27.20	3:47.226	11:16:59.401
3 -	29.832	100.0	24.773	114.7	35.472	101.6	1:30.077	94.15	5.521	11:18:29.478
4 -	29.991	99.7	23.998	116.3	34.827	101.2	1:28.816	95.49	4.260	11:19:58.294
5 -	29.609	98.5	23.938	115.7	IN PIT	P	1:26.773	97.74	2.217	11:21:25.067
6 -	OUTLAP	82.0	25.987	117.7	34.283	98.9	5:13.041	27.09	3:48.485	11:26:38.108
7 -	29.177	100.0	23.561	116.5	34.321	100.9	1:27.059	97.42	2.503	11:28:05.167
8 -	28.948	98.2	23.265	118.7	33.399	101.2	1:25.612	99.07	1.056	11:29:30.779
9 -	28.491	102.2	23.332	117.5	33.596	101.2	1:25.419	99.29	0.863	11:30:56.198
10 -	29.042	101.9	23.416	117.7	33.592	101.8	1:26.050	98.56	1.494	11:32:22.248
11 -	28.971	101.6	23.257	117.7	33.525	101.6	1:25.753	98.90	1.197	11:33:48.001
12 -	30.049	98.6	23.312	118.1	33.809	101.8	1:27.170	97.29	2.614	11:35:15.171
13 -	28.550	100.0	23.103	118.3	33.330	101.8	1:24.983	(3) 99.80	0.427	11:36:40.154
14 -	28.531	99.7	23.119	117.3	34.092	101.2	1:25.742	98.92	1.186	11:38:05.896
15 -	28.550	99.5	22.813	120.2	33.193	100.6	1:24.556	(1) 100.30		11:39:30.452
16 -	28.304	102.9	23.025	118.7	33.437	101.2	1:24.766	(2) 100.05	0.210	11:40:55.218

P10		2 M3		Joe THOMAS		Honda - Team ILR				
IDEAL LAP TIME : 1:24.619		BEST LAP TIME : 1:24.668		DIFFERENCE : 0.049						
LAP	SECTOR 1	SECTOR 2	SECTOR 3	LAP TIME	MPH	DIFF	TIME OF DAY			
1 -	96.0	25.525	114.1	35.466	99.1		11:11:37.379			
2 -	29.860	99.2	24.247	117.3	34.793	100.6	1:28.900	95.40	4.232	11:13:06.279
3 -	29.383	101.5	23.785	118.3	33.596	100.9	1:26.764	97.75	2.096	11:14:33.043
4 -	29.033	100.4	23.714	119.1	34.008	100.7	1:26.755	97.76	2.087	11:15:59.798
5 -	28.806	101.3	23.842	116.5	33.731	101.2	1:26.379	98.19	1.711	11:17:26.177
6 -	28.922	94.9	26.389	104.3	IN PIT	P	1:30.508	93.71	5.840	11:18:56.685
7 -	OUTLAP	99.7	23.621	117.1	34.320	100.6	5:00.826	28.19	3:36.158	11:23:57.511
8 -	29.222	101.3	23.618	116.9	33.735	100.9	1:26.575	97.96	1.907	11:25:24.086
9 -	28.839	96.5	24.195	115.9	34.552	99.1	1:27.586	96.83	2.918	11:26:51.672
10 -	29.084	100.6	23.698	116.5	33.425	101.0	1:26.207	98.38	1.539	11:28:17.879
11 -	28.858	100.6	23.487	117.3	33.159	101.0	1:25.504	(2) 99.19	0.836	11:29:43.383
12 -	28.639	100.6	23.576	116.7	33.404	101.3	1:25.619	99.06	0.951	11:31:09.002
13 -	28.870	101.2	23.621	117.7	33.086	101.5	1:25.577	(3) 99.11	0.909	11:32:34.579
14 -	28.402	101.5	23.536	117.7	32.730	101.6	1:24.668	(1) 100.17		11:33:59.247
15 -	28.688	96.6	24.373	110.0	IN PIT	P	1:28.297	96.05	3.629	11:35:27.544
16 -	OUTLAP	100.0	23.573	119.6	33.169	100.7	3:11.408	44.31	1:46.740	11:38:38.952

P11		25 M3		Mike BROUWERS		Honda - Joma / Brouwersracingteam				
IDEAL LAP TIME : 1:24.315		BEST LAP TIME : 1:24.918		DIFFERENCE : 0.603						
LAP	SECTOR 1	SECTOR 2	SECTOR 3	LAP TIME	MPH	DIFF	TIME OF DAY			
1 -	OUTLAP	95.7	25.782	106.1	37.157	99.2				11:11:46.980
2 -	31.491	101.0	24.555	117.1	35.193	100.6	1:31.239	92.96	6.321	11:13:18.219
3 -	30.314	94.2	24.697	109.2	35.168	99.1	1:30.179	94.05	5.261	11:14:48.398
4 -	30.352	100.1	23.748	116.7	33.953	99.4	1:28.053	96.32	3.135	11:16:16.451
5 -	28.779	101.5	23.453	115.1	33.715	99.4	1:25.947	98.68	1.029	11:17:42.398
6 -	29.469	96.6	24.449	114.7	33.417	100.3	1:27.335	97.11	2.417	11:19:09.733
7 -	29.365	99.7	23.952	114.3	33.735	99.8	1:27.052	97.43	2.134	11:20:36.785
8 -	28.921	101.5	23.291	115.3	33.432	100.1	1:25.644	99.03	0.726	11:22:02.429
9 -	29.205	99.5	23.399	115.1	33.570	99.8	1:26.174	98.42	1.256	11:23:28.603
10 -	28.503	99.1	23.278	115.7	33.655	99.7	1:25.436	99.27	0.518	11:24:54.039
11 -	28.564	101.3	23.251	116.5	33.546	99.5	1:25.361	99.36	0.443	11:26:19.400
12 -	28.243	100.4	23.454	112.9	33.457	98.6	1:25.154	99.60	0.236	11:27:44.554
13 -	29.194	103.4	22.886	116.5	33.430	98.5	1:25.510	99.18	0.592	11:29:10.064
14 -	28.355	102.4	23.377	115.5	33.186	100.4	1:24.918	(1) 99.88		11:30:34.982
15 -	28.337	101.0	23.463	115.5	33.581	100.3	1:25.381	99.33	0.463	11:32:00.363
16 -	29.434	98.1	24.685	115.5	33.188	100.3	1:27.307	97.14	2.389	11:33:27.670
17 -	28.388	99.7	23.451	115.9	33.243	99.4	1:25.082	(2) 99.68	0.164	11:34:52.752
18 -	30.470	101.6	23.754	117.9	33.776	96.0	1:28.000	96.38	3.082	11:36:20.752

Weather / Track : Cloudy / Dry

Thruxton
Circuit Length = 2.3560 miles
Start: 11:10 Flag 11:40 End: 11:41

MCRCB BULLETIN TK017

2015 MCE British Superbike Championship - Round 7

2015 HEL British Motostar Championship

FREE PRACTICE - SECTOR ANALYSIS

SECTOR 1 = FL to I1, SECTOR 2 = I1 to I2, SECTOR 3 = I2 to FL, DIFF = Difference To Personal Best Lap

19 -	28.669	101.5	23.104	116.9	33.379	99.1	1:25.152	99.60	0.234	11:37:45.904
20 -	28.367	101.8	23.251	117.3	33.517	98.5	1:25.135 (3)	99.62	0.217	11:39:11.039
21 -	28.794	102.4	23.974	114.9	33.259	99.8	1:26.027	98.59	1.109	11:40:37.066

P12 44 M3 Edmund BEST			Honda - SymCirus Motorsport								
IDEAL LAP TIME : 1:25.254			BEST LAP TIME : 1:25.315			DIFFERENCE : 0.061					
LAP	SECTOR 1	SECTOR 2	SECTOR 3	LAP TIME	MPH	DIFF	TIME OF DAY				
1 -	OUTLAP	97.2	25.864	116.3	36.658	98.2					11:13:20.792
2 -	30.995	98.1	24.078	120.4	37.435	96.5	1:32.508	91.68	7.193		11:14:53.300
3 -	30.141	103.2	24.182	119.8	38.086	71.3	1:32.409	91.78	7.094		11:16:25.709
4 -	30.018	101.9	24.021	116.1	35.214	98.5	1:29.253	95.02	3.938		11:17:54.962
5 -	29.152	99.8	23.914	119.1	34.375	102.2	1:27.441	96.99	2.126		11:19:22.403
6 -	29.226	100.9	23.754	118.9	34.324	101.9	1:27.304	97.15	1.989		11:20:49.707
7 -	28.795	102.4	23.297	118.1	IN PIT		1:26.333	P	98.24	1.018	11:22:16.040
8 -	OUTLAP	102.4	23.714	117.3	35.347	101.2	3:25.603	41.25	2:00.288		11:25:41.643
9 -	29.539	100.7	23.184	118.1	35.120	100.1	1:27.843	96.55	2.528		11:27:09.486
10 -	28.937	100.9	23.372	117.7	34.659	98.6	1:26.968	97.52	1.653		11:28:36.454
11 -	28.621	100.7	23.263	118.5	34.289	100.1	1:26.173	(2)	98.42	0.858	11:30:02.627
12 -	28.817	102.2	23.278	117.9	34.243	100.7	1:26.338	(3)	98.23	1.023	11:31:28.965
13 -	28.378	103.7	23.155	117.9	33.782	100.7	1:25.315	(1)	99.41		11:32:54.280
14 -	28.669	98.6	24.135	114.5	35.866	99.5	1:28.670	95.65	3.355		11:34:22.950
15 -	29.073	98.6	23.751	117.7	33.933	100.6	1:26.757	97.76	1.442		11:35:49.707
16 -	28.607	100.4	23.094	117.7	35.486	100.3	1:27.187	97.28	1.872		11:37:16.894
17 -	28.856	101.0	23.504	118.1	34.379	101.5	1:26.739	97.78	1.424		11:38:43.633
18 -	28.699	101.3	23.525	118.3	34.670	100.4	1:26.894	97.60	1.579		11:40:10.527

P13 77 M3 Alex PERSSON			Kalex KTM - PWR / FPW Racing								
IDEAL LAP TIME : 1:25.338			BEST LAP TIME : 1:25.962			DIFFERENCE : 0.624					
LAP	SECTOR 1	SECTOR 2	SECTOR 3	LAP TIME	MPH	DIFF	TIME OF DAY				
1 -	OUTLAP	95.4	26.603	111.2	37.929	100.3					11:11:51.204
2 -	31.795	100.7	24.705	118.5	36.355	104.0	1:32.855	91.34	6.893		11:13:24.059
3 -	30.712	103.8	23.439	125.2	35.489	99.5	1:29.640	94.61	3.678		11:14:53.699
4 -	30.869	105.1	23.554	122.0	35.033	106.5	1:29.456	94.81	3.494		11:16:23.155
5 -	29.675	105.5	24.052	118.7	34.564	105.8	1:28.291	96.06	2.329		11:17:51.446
6 -	29.542	103.4	24.551	117.9	34.186	105.5	1:28.279	96.07	2.317		11:19:19.725
7 -	29.776	103.7	23.815	119.8	33.959	106.3	1:27.550	96.87	1.588		11:20:47.275
8 -	29.662	104.0	23.565	119.4	33.928	105.8	1:27.155	97.31	1.193		11:22:14.430
9 -	29.488	103.4	23.493	120.6	34.703	104.8	1:27.684	96.72	1.722		11:23:42.114
10 -	29.216	104.5	23.380	119.6	34.201	105.0	1:26.797	97.71	0.835		11:25:08.911
11 -	30.195	101.2	24.204	114.5	IN PIT		1:27.724	P	96.68	1.762	11:26:36.635
12 -	OUTLAP	101.5	23.682	119.8	35.092	103.2	3:48.830	37.06	2:22.868		11:30:25.465
13 -	29.428	104.2	23.474	120.6	33.618	106.1	1:26.520	98.03	0.558		11:31:51.985
14 -	28.966	104.8	23.326	120.9	33.681	105.6	1:25.973	(2)	98.65	0.011	11:33:17.958
15 -	29.047	103.8	23.511	119.8	33.517	106.1	1:26.075	(3)	98.53	0.113	11:34:44.033
16 -	28.783	103.2	23.493	121.3	33.944	105.6	1:26.220	98.37	0.258		11:36:10.253
17 -	28.794	103.5	23.381	120.4	33.906	105.1	1:26.081	98.53	0.119		11:37:36.334
18 -	28.968	103.5	23.258	121.1	33.736	105.1	1:25.962	(1)	98.66		11:39:02.296
19 -	28.563	104.6	23.722	119.8	34.070	104.5	1:26.355	98.21	0.393		11:40:28.651

P14 65 Josh OWENS			Honda - JPL Racing								
IDEAL LAP TIME : 1:25.823			BEST LAP TIME : 1:25.978			DIFFERENCE : 0.155					
LAP	SECTOR 1	SECTOR 2	SECTOR 3	LAP TIME	MPH	DIFF	TIME OF DAY				
1 -	OUTLAP	91.3	26.694	108.2	38.379	93.4					11:11:56.205
2 -	32.015	96.1	24.850	112.2	36.683	92.6	1:33.548	90.66	7.570		11:13:29.753
3 -	30.760	94.6	25.157	107.5	37.212	93.8	1:33.129	91.07	7.151		11:15:02.882
4 -	30.361	97.3	25.202	109.8	36.314	98.6	1:31.877	92.31	5.899		11:16:34.759
5 -	29.942	98.6	24.584	107.7	36.233	96.4	1:30.759	93.45	4.781		11:18:05.518
6 -	30.246	96.1	25.199	107.7	36.198	94.9	1:31.643	92.55	5.665		11:19:37.161
7 -	30.506	99.5	24.306	113.7	35.254	97.2	1:30.066	94.17	4.088		11:21:07.227
8 -	29.407	99.2	24.728	109.2	35.676	96.9	1:29.811	94.43	3.833		11:22:37.038
9 -	29.364	97.9	23.968	114.1	34.937	97.6	1:28.269	96.08	2.291		11:24:05.307
10 -	29.168	98.9	24.069	110.0	34.989	98.3	1:28.226	96.13	2.248		11:25:33.533

Weather / Track : Cloudy / Dry

Thruxton
Circuit Length = 2.3560 miles
Start: 11:10 Flag 11:40 End: 11:41

MCRCB BULLETIN TK017

2015 MCE British Superbike Championship - Round 7

2015 HEL British Motostar Championship

FREE PRACTICE - SECTOR ANALYSIS

SECTOR 1 = FL to I1, SECTOR 2 = I1 to I2, SECTOR 3 = I2 to FL, DIFF = Difference To Personal Best Lap

11 -	29.162	99.1	24.187	112.2	34.934	97.5	1:28.283	96.07	2.305	11:27:01.816
12 -	28.948	99.4	24.021	112.4	34.614	97.8	1:27.583	96.84	1.605	11:28:29.399
13 -	29.027	99.5	23.737	114.5	35.397	97.2	1:28.161	96.20	2.183	11:29:57.560
14 -	28.944	98.8	23.991	111.4	34.470	97.9	1:27.405	97.03	1.427	11:31:24.965
15 -	29.049	100.1	23.964	111.8	34.197	97.8	1:27.210	97.25	1.232	11:32:52.175
16 -	28.751	99.8	23.663	112.5	34.219	97.5	1:26.633	97.90	0.655	11:34:18.808
17 -	28.792	99.4	23.703	114.7	34.085	98.2	1:26.580	97.96	0.602	11:35:45.388
18 -	28.559	98.8	23.710	116.5	33.709	98.8	1:25.978 (1)	98.64		11:37:11.366
19 -	28.736	99.7	23.555	115.3	34.201	97.9	1:26.492 (3)	98.06	0.514	11:38:37.858
20 -	28.563	100.0	23.726	112.5	34.101	98.2	1:26.390 (2)	98.17	0.412	11:40:04.248

P15	21	M3	Richard KERR				Honda - Bob Wylie Racing			
IDEAL LAP TIME : 1:25.931		BEST LAP TIME : 1:26.318		DIFFERENCE : 0.387						
LAP	SECTOR 1		SECTOR 2		SECTOR 3		LAP TIME	MPH	DIFF	TIME OF DAY
1 -		96.1	28.505	104.5	40.391	95.5				11:11:48.240
2 -	31.650	100.0	25.176	117.1	36.488	98.5	1:33.314	90.89	6.996	11:13:21.554
3 -	30.788	101.6	24.878	116.9	36.240	98.1	1:31.906	92.28	5.588	11:14:53.460
4 -	29.730	101.5	24.018	115.9	35.585	99.4	1:29.333	94.94	3.015	11:16:22.793
5 -	29.602	100.3	24.237	113.3	35.324	100.6	1:29.163	95.12	2.845	11:17:51.956
6 -	29.744	101.3	24.513	113.5	34.900	100.6	1:29.157	95.13	2.839	11:19:21.113
7 -	29.181	102.6	23.836	116.5	34.563	100.6	1:27.580	96.84	1.262	11:20:48.693
8 -	29.035	101.8	23.893	115.1	34.881	99.8	1:27.809	96.59	1.491	11:22:16.502
9 -	29.005	102.2	24.048	116.7	35.097	100.0	1:28.150	96.21	1.832	11:23:44.652
10 -	29.140	102.6	24.267	115.1	34.974	98.9	1:28.381	95.96	2.063	11:25:13.033
11 -	31.022	97.2	23.771	117.5	35.183	96.9	1:29.976	94.26	3.658	11:26:43.009
12 -	29.226	102.7	23.813	115.3	34.528	100.3	1:27.567	96.85	1.249	11:28:10.576
13 -	28.775	100.7	23.636	116.9	34.432	99.7	1:26.843	97.66	0.525	11:29:37.419
14 -	28.950	100.1	23.816	115.3	34.803	98.8	1:27.569	96.85	1.251	11:31:04.988
15 -	29.273	101.8	23.765	116.7	34.534	98.1	1:27.572	96.85	1.254	11:32:32.560
16 -	29.028	102.4	24.983	114.3	33.893	100.7	1:27.904	96.48	1.586	11:34:00.464
17 -	28.729	102.6	23.395	118.1	34.294	100.1	1:26.418 (2)	98.14	0.100	11:35:26.882
18 -	28.740	100.7	23.602	115.7	34.534	100.1	1:26.876	97.62	0.558	11:36:53.758
19 -	28.842	101.6	23.750	116.5	34.317	99.4	1:26.909	97.59	0.591	11:38:20.667
20 -	28.694	101.5	23.514	117.1	34.518	99.2	1:26.726 (3)	97.79	0.408	11:39:47.393
21 -	28.643	102.7	23.441	116.1	34.234	100.7	1:26.318 (1)	98.26		11:41:13.711

P16	3	Mark CLAYTON				Honda - SP125 / Refined Recruitment				
IDEAL LAP TIME : 1:26.377		BEST LAP TIME : 1:26.472		DIFFERENCE : 0.095						
LAP	SECTOR 1		SECTOR 2		SECTOR 3		LAP TIME	MPH	DIFF	TIME OF DAY
1 -	OUTLAP	83.4	32.789	87.0	44.895	85.0				11:12:13.860
2 -	37.232	86.4	29.254	100.7	IN PIT		1:47.137 P	79.16	20.665	11:14:00.997
3 -	OUTLAP	77.0	29.137	104.6	38.968	91.4	6:56.813	20.34	5:30.341	11:20:57.810
4 -	32.571	93.9	25.536	105.5	37.673	96.6	1:35.780	88.55	9.308	11:22:33.590
5 -	31.319	99.5	24.892	113.3	36.701	98.8	1:32.912	91.28	6.440	11:24:06.502
6 -	30.925	97.3	24.722	112.9	35.991	98.1	1:31.638	92.55	5.166	11:25:38.140
7 -	30.565	98.3	24.963	112.0	35.095	97.9	1:30.623	93.59	4.151	11:27:08.763
8 -	30.596	99.5	24.672	113.5	35.413	97.6	1:30.681	93.53	4.209	11:28:39.444
9 -	29.656	98.8	24.590	112.2	34.976	98.9	1:29.222	95.06	2.750	11:30:08.666
10 -	29.927	98.3	24.169	113.3	34.854	98.6	1:28.950	95.35	2.478	11:31:37.616
11 -	29.746	97.6	24.294	113.5	34.393	98.5	1:28.433	95.91	1.961	11:33:06.049
12 -	29.555	100.0	24.100	114.9	34.762	98.2	1:28.417 (3)	95.92	1.945	11:34:34.466
13 -	30.774	91.4	24.167	116.7	34.719	99.7	1:29.660	94.59	3.188	11:36:04.126
14 -	29.058	99.4	23.457	116.9	34.019	99.5	1:26.534 (2)	98.01	0.062	11:37:30.660
15 -	28.901	98.6	23.543	116.3	34.028	98.6	1:26.472 (1)	98.08		11:38:57.132
16 -	29.480	100.0	25.756	99.7	39.663	90.0	1:34.899	89.37	8.427	11:40:32.031

P17	16	Andrew SAWFORD				Aprilia - St Neots Motorcycle Co Ltd				
IDEAL LAP TIME : 1:26.334		BEST LAP TIME : 1:26.477		DIFFERENCE : 0.143						
LAP	SECTOR 1		SECTOR 2		SECTOR 3		LAP TIME	MPH	DIFF	TIME OF DAY
1 -	OUTLAP	89.3	28.108	105.3	38.161	96.5				11:12:05.726
2 -	31.128	98.2	24.447	115.7	35.385	98.6	1:30.960	93.24	4.483	11:13:36.686
3 -	30.131	100.3	23.705	115.5	35.254	98.9	1:29.090	95.20	2.613	11:15:05.776

Thruxton
Circuit Length = 2.3560 miles
Start: 11:10 Flag 11:40 End: 11:41

Weather / Track : Cloudy / Dry

MCRCB BULLETIN TK017

2015 MCE British Superbike Championship - Round 7

2015 HEL British Motostar Championship

FREE PRACTICE - SECTOR ANALYSIS

SECTOR 1 = FL to I1, SECTOR 2 = I1 to I2, SECTOR 3 = I2 to FL, DIFF = Difference To Personal Best Lap

4 -	29.667	99.8	23.975	118.1	35.175	99.7	1:28.817	95.49	2.340	11:16:34.593
5 -	29.562	100.6	23.931	112.7	IN PIT		1:30.857	P 93.35	4.380	11:18:05.450
6 -	OUTLAP	85.8	25.393	111.8	34.862	100.1	3:42.161	38.17	2:15.684	11:21:47.611
7 -	29.998	100.4	23.347	117.9	34.731	100.1	1:28.076	96.29	1.599	11:23:15.687
8 -	29.682	100.3	23.395	118.5	34.500	100.1	1:27.577	96.84	1.100	11:24:43.264
9 -	29.351	101.2	23.199	117.3	34.494	99.8	1:27.044	97.44	0.567	11:26:10.308
10 -	29.348	101.3	23.190	117.7	34.714	99.2	1:27.252	97.20	0.775	11:27:37.560
11 -	29.446	101.3	23.594	118.1	IN PIT		1:30.635	P 93.57	4.158	11:29:08.195
12 -	OUTLAP	93.2	25.638	107.3	35.447	99.5	3:20.355	42.33	1:53.878	11:32:28.550
13 -	29.478	101.0	23.504	117.5	34.286	100.6	1:27.268	97.19	0.791	11:33:55.818
14 -	29.176	100.4	23.364	119.6	34.305	100.1	1:26.845	97.66	0.368	11:35:22.663
15 -	29.168	100.6	23.165	119.1	34.144	100.7	1:26.477 (1)	98.07		11:36:49.140
16 -	29.116	101.3	23.292	119.6	34.402	99.7	1:26.810	(3) 97.70	0.333	11:38:15.950
17 -	29.025	100.7	23.182	117.7	34.272	100.3	1:26.479	(2) 98.07	0.002	11:39:42.429
18 -	29.093	101.6	23.323	117.1	34.422	100.3	1:26.838	97.67	0.361	11:41:09.267

P18 42 M3 Brian SLOOTEN

Honda - Bakker Frames Holland

IDEAL LAP TIME : 1:25.956

BEST LAP TIME : 1:27.034

DIFFERENCE : 1.078

LAP	SECTOR 1	SECTOR 2	SECTOR 3	LAP TIME	MPH	DIFF	TIME OF DAY			
1 -	OUTLAP	98.5	26.926	107.8	38.931	99.2	11:11:46.078			
2 -	31.569	100.6	24.576	115.3	36.974	101.6	1:33.119	91.08	6.085	11:13:19.197
3 -	31.656	98.6	24.603	111.8	37.776	97.5	1:34.035	90.19	7.001	11:14:53.232
4 -	30.570	100.9	24.457	114.9	35.342	102.4	1:30.369	93.85	3.335	11:16:23.601
5 -	29.621	101.2	24.240	110.7	35.126	103.2	1:28.987	95.31	1.953	11:17:52.588
6 -	29.542	100.0	24.375	113.1	34.862	102.1	1:28.779	95.53	1.745	11:19:21.367
7 -	29.367	102.1	23.846	115.1	34.216	102.2	1:27.429	(2) 97.01	0.395	11:20:48.796
8 -	29.556	101.6	23.992	114.1	35.207	100.6	1:28.755	95.56	1.721	11:22:17.551
9 -	29.248	100.3	23.747	116.5	34.571	102.6	1:27.566	96.85	0.532	11:23:45.117
10 -	29.334	101.3	23.718	115.3	34.897	100.6	1:27.949	96.43	0.915	11:25:13.066
11 -	29.409	100.6	23.535	115.7	35.193	100.9	1:28.137	96.23	1.103	11:26:41.203
12 -	29.181	100.4	23.623	116.3	34.641	101.6	1:27.445	96.99	0.411	11:28:08.648
13 -	29.130	100.6	23.971	113.9	35.358	97.8	1:28.459	95.88	1.425	11:29:37.107
14 -	29.672	100.4	23.592	115.1	34.714	98.9	1:27.978	96.40	0.944	11:31:05.085
15 -	29.398	100.6	23.652	115.5	34.391	100.1	1:27.441	(3) 96.99	0.407	11:32:32.526
16 -	28.927	100.9	23.748	112.5	34.359	102.4	1:27.034 (1)	97.45		11:33:59.560
17 -	29.059	101.0	23.542	117.1	35.046	98.9	1:27.647	96.77	0.613	11:35:27.207
18 -	28.802	100.1	23.409	116.5	IN PIT		1:26.477	P 98.07		11:36:53.684
19 -	OUTLAP	101.6	23.293	119.1	33.861	100.7	1:46.210	79.85	19.176	11:38:39.894
20 -	29.314	100.7	23.663	114.9	34.505	102.6	1:27.482	96.95	0.448	11:40:07.376

P19 98 M3 Tomas DE VRIES

Honda - DAT Racing

IDEAL LAP TIME : 1:27.066

BEST LAP TIME : 1:27.316

DIFFERENCE : 0.250

LAP	SECTOR 1	SECTOR 2	SECTOR 3	LAP TIME	MPH	DIFF	TIME OF DAY			
1 -	96.5	26.813	108.7	38.990	99.5		11:11:46.492			
2 -	31.894	101.3	24.479	118.9	36.502	102.4	1:32.875	91.32	5.559	11:13:19.367
3 -	31.852	99.5	24.237	118.3	37.497	98.3	1:33.586	90.62	6.270	11:14:52.953
4 -	30.390	101.8	24.020	119.6	35.592	102.7	1:30.002	94.23	2.686	11:16:22.955
5 -	29.579	102.9	24.634	114.7	35.229	102.7	1:29.442	94.82	2.126	11:17:52.397
6 -	30.651	89.2	24.309	116.3	34.658	102.9	1:29.618	94.64	2.302	11:19:22.015
7 -	29.866	103.5	23.813	120.0	34.613	103.5	1:28.292	96.06	0.976	11:20:50.307
8 -	29.137	102.9	23.779	118.7	34.400	101.6	1:27.316 (1)	97.13		11:22:17.623
9 -	29.501	103.0	23.648	118.9	34.750	103.5	1:27.899	(2) 96.49	0.583	11:23:45.522
10 -	29.518	102.9	23.571	120.4	34.892	102.1	1:27.981	(3) 96.40	0.665	11:25:13.503

P20 34 Liam DELVES

Honda - Crucials Sauce / Banks Racing

IDEAL LAP TIME : 1:26.865

BEST LAP TIME : 1:27.403

DIFFERENCE : 0.538

LAP	SECTOR 1	SECTOR 2	SECTOR 3	LAP TIME	MPH	DIFF	TIME OF DAY			
1 -	OUTLAP	93.8	26.582	107.7	38.611	98.9				11:11:52.393
2 -	30.973	100.0	25.237	109.6	36.118	100.3	1:32.328	91.86	4.925	11:13:24.721
3 -	30.428	100.0	23.964	117.3	35.213	100.3	1:29.605	94.65	2.202	11:14:54.326
4 -	30.299	98.5	24.064	116.9	35.270	101.3	1:29.633	94.62	2.230	11:16:23.959
5 -	29.613	99.5	24.011	114.3	35.402	102.4	1:29.026	95.27	1.623	11:17:52.985

Thruxton

Circuit Length = 2.3560 miles

Start: 11:10 Flag 11:40 End: 11:41

Weather / Track : Cloudy / Dry

MCRCB BULLETIN TK017

2015 MCE British Superbike Championship - Round 7

2015 HEL British Motostar Championship

FREE PRACTICE - SECTOR ANALYSIS

SECTOR 1 = FL to I1, SECTOR 2 = I1 to I2, SECTOR 3 = I2 to FL, DIFF = Difference To Personal Best Lap

6 -	30.017	97.8	24.353	113.1	35.391	101.9	1:29.761	94.49	2.358	11:19:22.746
7 -	29.614	98.6	23.792	116.1	34.594	101.3	1:28.000	96.38	0.597	11:20:50.746
8 -	29.416	99.5	23.655	115.1	34.406	100.9	1:27.477 (2)	96.95	0.074	11:22:18.223
9 -	29.330	100.0	23.595	116.3	35.313	101.5	1:28.238	96.12	0.835	11:23:46.461
10 -	29.622	100.0	23.787	112.0	34.713	101.5	1:28.122	96.24	0.719	11:25:14.583
11 -	29.605	98.6	23.933	115.3	35.144	100.1	1:28.682	95.64	1.279	11:26:43.265
12 -	29.338	100.4	23.757	113.1	34.699	100.0	1:27.794	96.60	0.391	11:28:11.059
13 -	29.149	98.5	23.988	110.3	IN PIT		1:27.702 P	96.70	0.299	11:29:38.761
14 -	OUTLAP	99.1	24.084	113.3	34.548	99.8	3:29.378	40.50	2:01.975	11:33:08.139
15 -	29.382	98.8	23.922	114.1	34.273	100.7	1:27.577 (3)	96.84	0.174	11:34:35.716
16 -	29.460	97.5	23.822	114.7	34.550	101.5	1:27.832	96.56	0.429	11:36:03.548
17 -	29.027	98.6	23.779	113.1	35.175	98.2	1:27.981	96.40	0.578	11:37:31.529
18 -	29.245	98.5	23.565	115.9	34.593	99.7	1:27.403 (1)	97.04		11:38:58.932
19 -	29.087	100.1	23.661	112.2	35.381	101.0	1:28.129	96.24	0.726	11:40:27.061

P21	62 M3	Vasco VAN DER VALK				Honda - Team ILR / Vasco62.nl				
IDEAL LAP TIME : 1:27.466		BEST LAP TIME : 1:27.469		DIFFERENCE : 0.003						
LAP	SECTOR 1	SECTOR 2	SECTOR 3	LAP TIME	MPH	DIFF	TIME OF DAY			
1 -		99.7	26.095	112.4	37.385	98.3	11:11:42.903			
2 -	30.820	100.4	24.130	117.3	35.337	100.9	1:30.287 (3)	93.94	2.818	11:13:13.190
3 -	29.657	102.6	23.647	117.5	36.140	101.5	1:29.444 (2)	94.82	1.975	11:14:42.634
4 -	29.069	102.4	23.608	116.9	34.792	101.5	1:27.469 (1)	96.96		11:16:10.103
5 -	31.619	101.2	23.911	114.5	34.789	100.9	1:30.319	93.90	2.850	11:17:40.422
6 -	29.221	100.9	24.051	116.7	IN PIT		1:31.993 P	92.19	4.524	11:19:12.415

P22	13 M3	Sam BURMAN				Honda - WNT / Burman Racing				
IDEAL LAP TIME : 1:28.313		BEST LAP TIME : 1:28.607		DIFFERENCE : 0.294						
LAP	SECTOR 1	SECTOR 2	SECTOR 3	LAP TIME	MPH	DIFF	TIME OF DAY			
1 -		94.5	26.617	109.4	38.359	98.8	11:11:44.040			
2 -	32.403	97.2	25.280	115.5	37.334	100.0	1:35.017	89.26	6.410	11:13:19.057
3 -	32.071	96.9	25.221	118.5	37.499	87.9	1:34.791	89.47	6.184	11:14:53.848
4 -	31.765	98.8	24.170	118.3	36.401	82.5	1:32.336	91.85	3.729	11:16:26.184
5 -	30.910	99.5	25.163	111.8	35.710	100.4	1:31.783	92.40	3.176	11:17:57.967
6 -	31.040	98.1	25.025	114.5	36.610	98.9	1:32.675	91.51	4.068	11:19:30.642
7 -	31.099	97.6	24.393	115.5	35.949	99.1	1:31.441	92.75	2.834	11:21:02.083
8 -	30.483	99.7	24.440	115.7	35.745	100.0	1:30.668	93.54	2.061	11:22:32.751
9 -	30.485	99.4	25.010	113.5	IN PIT		1:33.354 P	90.85	4.747	11:24:06.105
10 -	OUTLAP	97.5	24.678	115.3	36.329	99.1	3:12.947	43.95	1:44.340	11:27:19.052
11 -	30.325	98.8	24.140	115.7	35.614	99.8	1:30.079	94.15	1.472	11:28:49.131
12 -	30.622	98.8	25.191	115.7	35.519	100.3	1:31.332	92.86	2.725	11:30:20.463
13 -	30.096	98.8	24.140	115.3	35.253	99.7	1:29.489	94.77	0.882	11:31:49.952
14 -	29.706	101.3	23.722	115.7	35.179	100.3	1:28.607 (1)	95.72		11:33:18.559
15 -	29.436	100.9	24.400	116.3	35.155	99.8	1:28.991 (2)	95.30	0.384	11:34:47.550
16 -	29.929	99.8	24.037	115.7	35.698	100.0	1:29.664	94.59	1.057	11:36:17.214
17 -	29.772	100.0	23.862	115.3	35.580	100.6	1:29.214	95.07	0.607	11:37:46.428
18 -	29.970	100.6	23.825	117.1	35.300	98.8	1:29.095 (3)	95.19	0.488	11:39:15.523
19 -	29.664	101.2	24.162	114.7	35.592	99.2	1:29.418	94.85	0.811	11:40:44.941

P23	8 M3	TJ TOMS				Repli-Cast Moto 3 - Repli-Cast - Armstrong				
IDEAL LAP TIME : 1:28.561		BEST LAP TIME : 1:28.894		DIFFERENCE : 0.333						
LAP	SECTOR 1	SECTOR 2	SECTOR 3	LAP TIME	MPH	DIFF	TIME OF DAY			
1 -	OUTLAP	97.8	27.388	103.7	39.051	100.1	11:11:47.415			
2 -	31.446	101.2	25.455	110.0	36.661	99.7	1:33.562	90.65	4.668	11:13:20.977
3 -	30.895	100.0	24.785	113.7	36.867	99.7	1:32.547	91.64	3.653	11:14:53.524
4 -	30.515	101.3	24.505	117.5	35.963	102.7	1:30.983	93.22	2.089	11:16:24.507
5 -	30.219	100.6	24.936	112.2	35.709	102.4	1:30.864	93.34	1.970	11:17:55.371
6 -	29.549	100.6	24.575	114.3	35.740	100.0	1:29.864	94.38	0.970	11:19:25.235
7 -	29.461	98.9	24.471	114.9	36.460	101.9	1:30.392	93.83	1.498	11:20:55.627
8 -	30.137	98.9	24.557	111.8	35.977	101.2	1:30.671	93.54	1.777	11:22:26.298
9 -	29.927	99.4	24.822	109.8	36.154	100.6	1:30.903	93.30	2.009	11:23:57.201
10 -	29.986	100.6	24.237	114.1	35.991	101.0	1:30.214	94.01	1.320	11:25:27.415
11 -	29.886	98.1	24.566	113.9	36.491	101.3	1:30.943	93.26	2.049	11:26:58.358

Weather / Track : Cloudy / Dry

Thruxtton
Circuit Length = 2.3560 miles
Start: 11:10 Flag 11:40 End: 11:41

MCRCB BULLETIN TK017

2015 MCE British Superbike Championship - Round 7

2015 HEL British Motostar Championship

FREE PRACTICE - SECTOR ANALYSIS

SECTOR 1 = FL to I1, SECTOR 2 = I1 to I2, SECTOR 3 = I2 to FL, DIFF = Difference To Personal Best Lap

12 -	29.754	100.7	24.159	115.1	36.071	101.2	1:29.984	94.25	1.090	11:28:28.342
13 -	29.709	100.6	23.953	115.7	35.793	100.6	1:29.455 (2)	94.81	0.561	11:29:57.797
14 -	29.558	101.2	24.267	112.7	35.704	101.6	1:29.529 (3)	94.73	0.635	11:31:27.326
15 -	29.610	101.5	24.137	115.3	35.147	101.8	1:28.894 (1)	95.41		11:32:56.220
16 -	29.648	98.8	24.441	115.5	35.811	101.9	1:29.900	94.34	1.006	11:34:26.120
17 -	29.572	97.2	24.517	114.9	35.771	100.9	1:29.860	94.38	0.966	11:35:55.980
18 -	29.765	99.7	24.228	114.3	36.275	101.5	1:30.268	93.96	1.374	11:37:26.248
19 -	29.570	98.3	24.644	113.9	35.792	101.3	1:30.006	94.23	1.112	11:38:56.254
20 -	29.775	100.3	24.858	111.6	35.901	101.6	1:30.534	93.68	1.640	11:40:26.788

P24 87	Jamie EDWARDS				Nykos - Kinpac Racing					
IDEAL LAP TIME : 1:28.225		BEST LAP TIME : 1:28.959			DIFFERENCE : 0.734					
LAP	SECTOR 1	SECTOR 2	SECTOR 3	LAP TIME	MPH	DIFF	TIME OF DAY			
1 -	OUTLAP	94.5	26.460	111.2	38.861	96.9				11:11:56.012
2 -	31.791	97.9	25.028	114.3	IN PIT		1:32.348 P	91.84	3.389	11:13:28.360
3 -	OUTLAP	98.2	24.602	116.1	35.688	96.8	2:09.074	65.71	40.115	11:15:37.434
4 -	30.799	97.8	24.544	112.9	35.966	98.9	1:31.309	92.88	2.350	11:17:08.743
5 -	31.113	96.8	25.168	109.6	36.221	98.1	1:32.502	91.69	3.543	11:18:41.245
6 -	30.466	98.9	24.807	113.5	35.383	98.8	1:30.656	93.55	1.697	11:20:11.901
7 -	30.327	97.8	24.489	111.8	35.511	98.5	1:30.327	93.89	1.368	11:21:42.228
8 -	30.121	98.6	24.249	113.7	35.353	98.5	1:29.723	94.53	0.764	11:23:11.951
9 -	30.289	97.5	23.875	114.7	35.379	97.8	1:29.543	94.72	0.584	11:24:41.494
10 -	30.110	97.3	24.268	112.4	35.350	96.9	1:29.728	94.52	0.769	11:26:11.222
11 -	30.090	98.6	24.154	113.7	35.128	97.9	1:29.372	94.90	0.413	11:27:40.594
12 -	29.969	96.8	24.272	114.3	35.197	97.1	1:29.438	94.83	0.479	11:29:10.032
13 -	30.374	98.2	23.766	116.3	34.819	97.8	1:28.959 (1)	95.34		11:30:38.991
14 -	30.194	97.9	24.119	114.9	34.929	97.6	1:29.242	95.04	0.283	11:32:08.233
15 -	29.985	96.9	24.390	113.3	35.204	97.1	1:29.579	94.68	0.620	11:33:37.812
16 -	30.170	97.1	24.119	115.1	34.757	97.9	1:29.046 (2)	95.24	0.087	11:35:06.858
17 -	30.055	96.5	24.352	113.5	35.372	96.4	1:29.779	94.47	0.820	11:36:36.637
18 -	30.138	96.8	24.247	112.0	35.398	97.6	1:29.783	94.46	0.824	11:38:06.420
19 -	29.702	97.9	23.913	115.7	35.560	95.0	1:29.175 (3)	95.11	0.216	11:39:35.595
20 -	30.281	96.9	25.864	107.2	35.474	96.8	1:31.619	92.57	2.660	11:41:07.214

P25 72	Cameron HORSMAN				EE125 - FAB-Racing					
IDEAL LAP TIME : 1:39.790		BEST LAP TIME : 1:30.491			DIFFERENCE : -9.299					
LAP	SECTOR 1	SECTOR 2	SECTOR 3	LAP TIME	MPH	DIFF	TIME OF DAY			
1 -	OUTLAP	99.8	27.264	113.1	39.800	100.6				11:11:56.559
2 -	32.726	99.8					1:35.531	88.78	5.040	11:13:32.090
3 -							1:32.136	92.05	1.645	11:15:04.226
4 -							1:31.057 (2)	93.14	0.566	11:16:35.283
5 -							1:31.336 (3)	92.86	0.845	11:18:06.619
6 -							1:30.491 (1)	93.72		11:19:37.110

P26 11	Stephen CAMPBELL				Honda - Campbell Racing					
IDEAL LAP TIME : 1:30.431		BEST LAP TIME : 1:30.579			DIFFERENCE : 0.148					
LAP	SECTOR 1	SECTOR 2	SECTOR 3	LAP TIME	MPH	DIFF	TIME OF DAY			
1 -	OUTLAP	87.8	30.127	99.4	41.891	92.4				11:12:23.743
2 -	33.218	93.2	26.780	109.6	38.253	93.7	1:38.251	86.32	7.672	11:14:01.994
3 -	31.925	94.3	25.920	110.3	38.878	94.2	1:36.723	87.68	6.144	11:15:38.717
4 -	31.544	95.8	25.111	111.2	36.630	95.0	1:33.285	90.92	2.706	11:17:12.002
5 -	30.659	95.5	25.634	109.6	35.884	96.0	1:32.177	92.01	1.598	11:18:44.179
6 -	30.518	96.9	24.771	112.2	IN PIT		1:33.450 P	90.76	2.871	11:20:17.629
7 -	OUTLAP	92.1	26.410	106.6	38.199	93.3	5:29.192	25.76	3:58.613	11:25:46.821
8 -	31.538	95.1	25.114	105.5	36.983	94.1	1:33.635	90.58	3.056	11:27:20.456
9 -	30.122	96.0	24.651	112.4	35.806	95.0	1:30.579 (1)	93.63		11:28:51.035
10 -	29.974	97.1	24.973	114.3	IN PIT		1:31.304 P	92.89	0.725	11:30:22.339
11 -	OUTLAP	90.9	26.029	110.5	37.425	93.4	5:14.316	26.98	3:43.737	11:35:36.655
12 -	30.990	94.3	24.840	111.1	36.545	94.2	1:32.375	91.81	1.796	11:37:09.030
13 -	30.158	94.2	24.773	112.4	35.880	95.1	1:30.811 (2)	93.39	0.232	11:38:39.841
14 -	30.875	97.8	24.907	110.7	35.972	94.5	1:31.754 (3)	92.43	1.175	11:40:11.595

Weather / Track : Cloudy / Dry

Thrupton
Circuit Length = 2.3560 miles
Start: 11:10 Flag 11:40 End: 11:41

MCRCB BULLETIN TK017

2015 MCE British Superbike Championship - Round 7

2015 HEL British Motostar Championship

FREE PRACTICE - SECTOR ANALYSIS

SECTOR 1 = FL to I1, SECTOR 2 = I1 to I2, SECTOR 3 = I2 to FL, DIFF = Difference To Personal Best Lap

P27 70		Ryan LONGSHAW					Honda - RCD Motorsport			
IDEAL LAP TIME : 1:29.485		BEST LAP TIME : 1:30.657			DIFFERENCE : 1.172					
LAP	SECTOR 1	SECTOR 2		SECTOR 3		LAP TIME	MPH	DIFF	TIME OF DAY	
1 -	OUTLAP	96.2	27.826	108.0	39.631	97.1			11:12:31.353	
2 -	30.558	101.2	25.391	112.5	37.020	97.9	1:32.969	91.23	2.312	11:14:04.322
3 -	30.394	98.3	25.412	113.5	37.716	100.0	1:33.522	90.69	2.865	11:15:37.844
4 -	31.423	96.8	25.017	111.6	36.761	99.5	1:33.201	91.00	2.544	11:17:11.045
5 -	30.481	99.4	25.470	109.8	36.445	98.5	1:32.396	91.79	1.739	11:18:43.441
6 -	30.383	100.4	25.065	112.2	36.298	98.2	1:31.746 (3)	92.44	1.089	11:20:15.187
7 -	30.305	99.8	24.911	112.4	37.041	97.2	1:32.257	91.93	1.600	11:21:47.444
8 -	30.674	101.3	24.242	114.3	35.741	97.8	1:30.657 (1)	93.55		11:23:18.101
9 -	29.821	101.3	24.481	112.7	37.413	98.2	1:31.715 (2)	92.47	1.058	11:24:49.816
10 -	29.502	101.0	24.894	114.3	IN PIT		1:29.668 P	94.58		11:26:19.484

P28 7		Jamie ASHBY					Honda - SP125 / JPA Racing			
IDEAL LAP TIME : 1:31.368		BEST LAP TIME : 1:31.665			DIFFERENCE : 0.297					
LAP	SECTOR 1	SECTOR 2		SECTOR 3		LAP TIME	MPH	DIFF	TIME OF DAY	
1 -	OUTLAP	90.5	27.852	105.8	40.353	92.5			11:11:52.441	
2 -	33.619	95.1	26.334	109.4	IN PIT		1:37.586 P	86.91	5.921	11:13:30.027
3 -	OUTLAP	92.8	26.854	109.2	37.199	94.7	5:37.427	25.13	4:05.762	11:19:07.454
4 -	31.928	95.4	25.232	110.5	36.279	95.3	1:33.439	90.77	1.774	11:20:40.893
5 -	31.161	95.8	25.143	109.8	36.702	95.4	1:33.006	91.19	1.341	11:22:13.899
6 -	31.042	97.1	24.964	111.2	36.594	96.9	1:32.600	91.59	0.935	11:23:46.499
7 -	30.699	96.9	25.356	108.5	37.022	94.5	1:33.077	91.12	1.412	11:25:19.576
8 -	30.515	96.2	24.983	109.1	36.739	94.2	1:32.237	91.95	0.572	11:26:51.813
9 -	30.921	95.1	25.042	109.4	IN PIT		1:30.932 P	93.27		11:28:22.745
10 -	OUTLAP	92.0	25.786	109.2	36.202	93.9	6:25.997	21.97	4:54.332	11:34:48.742
11 -	30.708	96.0	24.754	110.1	36.215	93.8	1:31.677 (2)	92.51	0.012	11:36:20.419
12 -	30.504	95.5	24.775	109.4	36.581	93.4	1:31.860 (3)	92.33	0.195	11:37:52.279
13 -	30.626	93.8	24.662	110.7	36.377	94.3	1:31.665 (1)	92.52		11:39:23.944
14 -	30.607	94.7	25.174	106.0	38.706	91.8	1:34.487	89.76	2.822	11:40:58.431

P29 17		Wesley JONKER					Luyten Honda - Racing Family			
IDEAL LAP TIME : 1:31.372		BEST LAP TIME : 1:31.803			DIFFERENCE : 0.431					
LAP	SECTOR 1	SECTOR 2		SECTOR 3		LAP TIME	MPH	DIFF	TIME OF DAY	
1 -	OUTLAP	89.8	28.820	108.5	41.794	93.0			11:11:56.171	
2 -	33.024	95.0	26.824	108.7	39.441	96.1	1:39.289	85.42	7.486	11:13:35.460
3 -	32.420	95.4	25.528	111.4	39.706	96.2	1:37.654	86.85	5.851	11:15:13.114
4 -	32.243	94.5	26.209	101.5	38.844	97.3	1:37.296	87.17	5.493	11:16:50.410
5 -	31.949	94.6	30.095	103.7	39.105	95.5	1:41.149	83.85	9.346	11:18:31.559
6 -	31.925	94.9	26.701	91.4	IN PIT		1:37.422 P	87.06	5.619	11:20:08.981
7 -	OUTLAP	93.9	26.423	107.8	39.118	96.6	3:57.333	35.73	2:25.530	11:24:06.314
8 -	31.962	96.5	25.489	110.3	37.618	97.3	1:35.069	89.21	3.266	11:25:41.383
9 -	31.095	97.5	24.786	112.0	36.985	97.1	1:32.866	91.33	1.063	11:27:14.249
10 -	31.389	96.1	25.140	112.0	37.499	97.2	1:34.028	90.20	2.225	11:28:48.277
11 -	31.288	96.8	25.897	113.7	36.698	98.5	1:33.883	90.34	2.080	11:30:22.160
12 -	30.619	97.6	25.086	112.0	36.098	98.8	1:31.803 (1)	92.38		11:31:53.963
13 -	30.784	98.1	24.912	112.7	37.322	97.3	1:33.018	91.18	1.215	11:33:26.981
14 -	30.830	98.2	24.875	113.7	36.297	97.8	1:32.002	92.18	0.199	11:34:58.983
15 -	30.488	97.5	25.153	111.6	36.408	98.1	1:32.049	92.14	0.246	11:36:31.032
16 -	30.539	96.5	25.130	113.3	36.298	97.9	1:31.967 (3)	92.22	0.164	11:38:02.999
17 -	30.706	96.8	24.933	112.9	36.314	97.6	1:31.953 (2)	92.23	0.150	11:39:34.952
18 -	30.530	98.3	26.903	107.2	36.607	96.6	1:34.040	90.19	2.237	11:41:08.992

P30 97 M3		Adam MOORE					Honda - Cresswell Racing			
IDEAL LAP TIME : 1:31.935		BEST LAP TIME : 1:32.789			DIFFERENCE : 0.854					
LAP	SECTOR 1	SECTOR 2		SECTOR 3		LAP TIME	MPH	DIFF	TIME OF DAY	
1 -		92.4	26.009	106.0	38.868	96.0			11:11:42.174	
2 -	32.239	94.6	24.618	112.2	38.069	95.5	1:34.926 (3)	89.34	2.137	11:13:17.100
3 -	31.278	95.5	24.925	111.4	38.211		1:34.414 (2)	89.83	1.625	11:14:51.514

Weather / Track : Cloudy / Dry

Thruxton
Circuit Length = 2.3560 miles
Start: 11:10 Flag 11:40 End: 11:41

MCRCB BULLETIN TK017

2015 MCE British Superbike Championship - Round 7

2015 HEL British Motostar Championship

FREE PRACTICE - SECTOR ANALYSIS

SECTOR 1 = FL to I1, SECTOR 2 = I1 to I2, SECTOR 3 = I2 to FL, DIFF = Difference To Personal Best Lap

4 - 31.073 97.9 24.290 108.9 37.426 98.5 1:32.789 (1) 91.40 11:16:24.303

P31 24		Tasia RODINK					Honda - Promemo Racing				
IDEAL LAP TIME : 1:33.194		BEST LAP TIME : 1:33.685					DIFFERENCE : 0.491				
LAP		SECTOR 1	SECTOR 2		SECTOR 3		LAP TIME	MPH	DIFF	TIME OF DAY	
1 -	OUTLAP	79.0	33.243	84.5	IN PIT			P		11:12:15.449	
2 -	OUTLAP	87.9	27.265	106.3	40.888	92.1	4:00.873	35.21	2:27.188	11:16:16.322	
3 -	32.583	79.8	33.935	81.3	IN PIT		1:52.196	P	75.59	18.511	11:18:08.518
4 -	OUTLAP	84.9	28.720	100.0	39.757	93.2	4:58.095	28.45	3:24.410	11:23:06.613	
5 -	32.094	91.6	27.195	100.4	39.413	94.6	1:38.702	85.93	5.017	11:24:45.315	
6 -	31.368	92.8	26.742	109.2	38.249	96.9	1:36.359	88.02	2.674	11:26:21.674	
7 -	31.122	96.8	25.801	110.1	36.762	95.8	1:33.685 (1)	90.53		11:27:55.359	
8 -	31.215	95.8	25.691	110.9	37.209	93.0	1:34.115	(3)	90.11	0.430	11:29:29.474
9 -	31.473	96.6	25.723	111.2	36.647	95.3	1:33.843	(2)	90.38	0.158	11:31:03.317
10 -	30.856	93.8	26.624	107.7	IN PIT		1:39.273	P	85.43	5.588	11:32:42.590

P32 5		Edgar MACHADO					KTM - Cresswell Racing				
IDEAL LAP TIME : 1:38.632		BEST LAP TIME : 1:39.080					DIFFERENCE : 0.448				
LAP		SECTOR 1	SECTOR 2		SECTOR 3		LAP TIME	MPH	DIFF	TIME OF DAY	
1 -	OUTLAP	54.3	41.568	59.9	58.533	61.5				11:12:40.979	
2 -	44.449	61.6	37.681	78.6	51.245	77.6	2:13.375	63.59	34.295	11:14:54.354	
3 -	36.224	88.5	29.573	102.1	46.749	94.9	1:52.546	75.36	13.466	11:16:46.900	
4 -	34.297	91.4	31.117	100.9	41.857	95.3	1:47.271	79.06	8.191	11:18:34.171	
5 -	34.796	93.0	28.382	102.4	40.561	96.1	1:43.739	81.75	4.659	11:20:17.910	
6 -	34.034	89.9	28.004	102.2	40.586	95.7	1:42.624	82.64	3.544	11:22:00.534	
7 -	33.644	93.7	28.280	105.6	41.180	97.3	1:43.104	82.26	4.024	11:23:43.638	
8 -	33.260	96.2	27.062	107.7	40.030	95.4	1:40.352	(3)	84.51	1.272	11:25:23.990
9 -	33.165	95.7	27.814	106.5	40.151	95.8	1:41.130	83.86	2.050	11:27:05.120	
10 -	33.282	94.9	27.433	109.6	40.602	97.6	1:41.317	83.71	2.237	11:28:46.437	
11 -	32.968	95.3	27.211	108.0	39.084	95.7	1:39.263	(2)	85.44	0.183	11:30:25.700
12 -	32.486	94.9	27.145	107.3	39.449	96.1	1:39.080 (1)	85.60		11:32:04.780	
13 -	33.347	95.0	27.425	107.2	40.017	95.1	1:40.789	84.15	1.709	11:33:45.569	
14 -	33.027	95.7	27.426	108.2	IN PIT		1:39.402	P	85.32	0.322	11:35:24.971
15 -	OUTLAP	92.1	28.413	102.7	40.311	91.8	4:58.005	28.46	3:18.925	11:40:22.976	

MCRCB BULLETIN TK018**2015 MCE British Superbike Championship - Round 7****2015 HEL British Motostar Championship****FREE PRACTICE - BEST SPEEDS**

POS	INTERMEDIATE 1			INTERMEDIATE 2			FINISH LINE		
	NO	NAME	MPH	NO	NAME	MPH	NO	NAME	MPH
1	95	DEROUE	108.5	6	TAYLOR	127.3	6	TAYLOR	108.0
2	6	TAYLOR	108.2	95	DEROUE	126.1	27	POLDEN	107.5
3	26	SAEZ	107.5	27	POLDEN	125.4	47	ARCHER	107.0
4	27	POLDEN	107.2	52	BOERBOOM	125.2	77	PERSSON	106.5
5	86	NESBITT	107.0	77	PERSSON	125.2	95	DEROUE	106.5
6	47	ARCHER	106.8	26	SAEZ	123.3	86	NESBITT	105.5
7	52	BOERBOOM	105.8	47	ARCHER	123.3	26	SAEZ	105.1
8	77	PERSSON	105.5	1	RENDELL	121.3	52	BOERBOOM	105.1
9	1	RENDELL	103.8	86	NESBITT	121.1	98	DE VRIES	103.5
10	44	BEST	103.7	44	BEST	120.4	42	SLOOTEN	103.2
11	98	DE VRIES	103.5	98	DE VRIES	120.4	1	RENDELL	102.9
12	25	BROUWERS	103.4	35	LODGE	120.2	8	TOMS	102.7
13	35	LODGE	102.9	2	THOMAS	119.6	34	DELVES	102.4
14	21	KERR	102.7	16	SAWFORD	119.6	44	BEST	102.2
15	62	VAN DER VALK	102.6	42	SLOOTEN	119.1	35	LODGE	101.8
16	42	SLOOTEN	102.1	13	BURMAN	118.5	2	THOMAS	101.6
17	16	SAWFORD	101.6	21	KERR	118.1	62	VAN DER VALK	101.5
18	2	THOMAS	101.5	25	BROUWERS	117.9	16	SAWFORD	100.7
19	8	TOMS	101.5	8	TOMS	117.5	21	KERR	100.7
20	13	BURMAN	101.3	62	VAN DER VALK	117.5	13	BURMAN	100.6
21	70	LONGSHAW	101.3	34	DELVES	117.3	25	BROUWERS	100.6
22	34	DELVES	100.4	3	CLAYTON	116.9	72	HORSMAN	100.6
23	65	OWENS	100.1	65	OWENS	116.5	70	LONGSHAW	100.0
24	3	CLAYTON	100.0	87	EDWARDS	116.3	3	CLAYTON	99.7
25	72	HORSMAN	99.8	11	CAMPBELL	114.3	87	EDWARDS	98.9
26	87	EDWARDS	98.9	70	LONGSHAW	114.3	17	JONKER	98.8
27	17	JONKER	98.3	17	JONKER	113.7	65	OWENS	98.8
28	97	MOORE	98.1	72	HORSMAN	113.1	97	MOORE	98.5
29	11	CAMPBELL	97.8	97	MOORE	112.2	5	MACHADO	97.6
30	7	ASHBY	97.1	7	ASHBY	111.2	7	ASHBY	96.9
31	24	RODINK	96.8	24	RODINK	111.2	24	RODINK	96.9
32	5	MACHADO	96.2	5	MACHADO	109.6	11	CAMPBELL	96.0

Weather / Track : Cloudy / Dry

Thruxton

Circuit Length = 2.3560 miles

Start: 11:10 Flag 11:40 End: 11:41

Results can be found at www.tsl-timing.com

Printed - 11:42 Friday, 31 July 2015

MCRCB BULLETIN TK019

2015 MCE British Superbike Championship - Round 7

2015 HEL British Motostar Championship

FREE PRACTICE - BEST SECTORS

SECTOR 1			SECTOR 2			SECTOR 3			IDEAL / BEST COMPARISON						
POS	NO	NAME	TIME	NO	NAME	TIME	NO	NAME	TIME	POS	NO	NAME	IDEAL	BEST	DIFF
													PERFECT LAP	1:20.992	
1	95	DEROUE	27.313	6	TAYLOR	22.068	6	TAYLOR	31.611	1	6	TAYLOR	1:21.091	1:21.102	0.011
2	86	NESBITT	27.394	86	NESBITT	22.279	95	DEROUE	31.672	2	95	DEROUE	1:21.453	1:21.950	0.497
3	6	TAYLOR	27.412	95	DEROUE	22.468	86	NESBITT	32.282	3	86	NESBITT	1:21.955	1:22.194	0.239
4	47	ARCHER	27.498	26	SAEZ	22.482	47	ARCHER	32.539	4	47	ARCHER	1:22.581	1:22.903	0.322
5	1	RENDELL	27.511	47	ARCHER	22.544	26	SAEZ	32.552	5	1	RENDELL	1:22.710	1:23.138	0.428
6	26	SAEZ	27.979	1	RENDELL	22.579	1	RENDELL	32.620	6	26	SAEZ	1:23.013	1:23.545	0.532
7	27	POLDEN	28.043	27	POLDEN	22.639	2	THOMAS	32.730	7	27	POLDEN	1:23.636	1:23.727	0.091
8	25	BROUWERS	28.243	35	LODGE	22.813	52	BOERBOOM	32.886	8	52	BOERBOOM	1:24.244	1:24.548	0.304
9	35	LODGE	28.304	25	BROUWERS	22.886	27	POLDEN	32.954	9	35	LODGE	1:24.310	1:24.556	0.246
10	44	BEST	28.378	52	BOERBOOM	22.960	25	BROUWERS	33.186	10	25	BROUWERS	1:24.315	1:24.918	0.603
11	52	BOERBOOM	28.398	44	BEST	23.094	35	LODGE	33.193	11	2	THOMAS	1:24.619	1:24.668	0.049
12	2	THOMAS	28.402	16	SAWFORD	23.165	77	PERSSON	33.517	12	44	BEST	1:25.254	1:25.315	0.061
13	65	OWENS	28.559	77	PERSSON	23.258	65	OWENS	33.709	13	77	PERSSON	1:25.338	1:25.962	0.624
14	77	PERSSON	28.563	42	SLOOTEN	23.293	44	BEST	33.782	14	65	OWENS	1:25.823	1:25.978	0.155
15	21	KERR	28.643	21	KERR	23.395	42	SLOOTEN	33.861	15	21	KERR	1:25.931	1:26.318	0.387
16	42	SLOOTEN	28.802	3	CLAYTON	23.457	21	KERR	33.893	16	42	SLOOTEN	1:25.956	1:27.034	1.078
17	3	CLAYTON	28.901	2	THOMAS	23.487	3	CLAYTON	34.019	17	16	SAWFORD	1:26.334	1:26.477	0.143
18	16	SAWFORD	29.025	98	DE VRIES	23.529	16	SAWFORD	34.144	18	3	CLAYTON	1:26.377	1:26.472	0.095
19	34	DELVES	29.027	65	OWENS	23.555	34	DELVES	34.273	19	34	DELVES	1:26.865	1:27.403	0.538
20	62	VAN DER VALK	29.069	34	DELVES	23.565	98	DE VRIES	34.400	20	98	DE VRIES	1:27.066	1:27.316	0.250
21	98	DE VRIES	29.137	62	VAN DER VALK	23.608	87	EDWARDS	34.757	21	62	VAN DER VALK	1:27.466	1:27.469	0.003
22	13	BURMAN	29.436	13	BURMAN	23.722	62	VAN DER VALK	34.789	22	87	EDWARDS	1:28.225	1:28.959	0.734
23	8	TOMS	29.461	87	EDWARDS	23.766	8	TOMS	35.147	23	13	BURMAN	1:28.313	1:28.607	0.294
24	70	LONGSHAW	29.502	8	TOMS	23.953	13	BURMAN	35.155	24	8	TOMS	1:28.561	1:28.894	0.333
25	87	EDWARDS	29.702	70	LONGSHAW	24.242	70	LONGSHAW	35.741	25	70	LONGSHAW	1:29.485	1:30.657	1.172
26	11	CAMPBELL	29.974	97	MOORE	24.290	11	CAMPBELL	35.806	26	11	CAMPBELL	1:30.431	1:30.579	0.148
27	97	MOORE	30.219	11	CAMPBELL	24.651	17	JONKER	36.098	27	7	ASHBY	1:31.368	1:31.665	0.297
28	17	JONKER	30.488	7	ASHBY	24.662	7	ASHBY	36.202	28	17	JONKER	1:31.372	1:31.803	0.431
29	7	ASHBY	30.504	17	JONKER	24.786	24	RODINK	36.647	29	97	MOORE	1:31.935	1:32.789	0.854
30	24	RODINK	30.856	24	RODINK	25.691	97	MOORE	37.426	30	24	RODINK	1:33.194	1:33.685	0.491
31	5	MACHADO	32.486	5	MACHADO	27.062	5	MACHADO	39.084	31	5	MACHADO	1:38.632	1:39.080	0.448
32	72	HORSMAN	32.726	72	HORSMAN	27.264	72	HORSMAN	39.800	32	72	HORSMAN	1:39.790	1:30.491	-9.299

Weather / Track : Cloudy / Dry

Thruxton

Circuit Length = 2.3560 miles

Start: 11:10 Flag 11:40 End: 11:41

Results can be found at www.tsl-timing.com

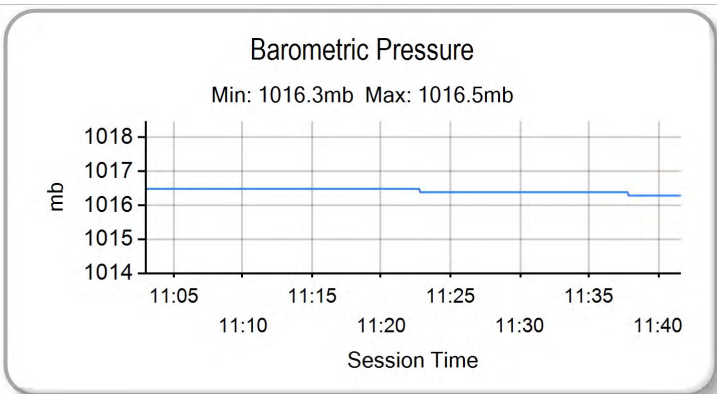
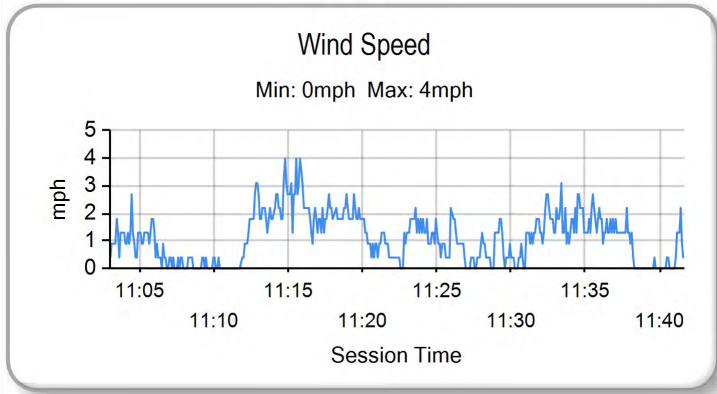
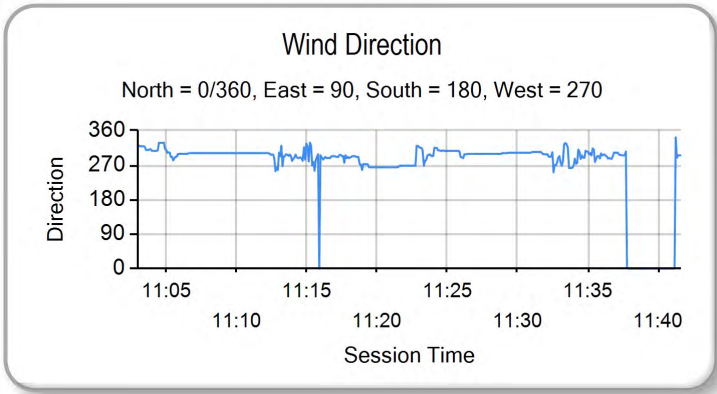
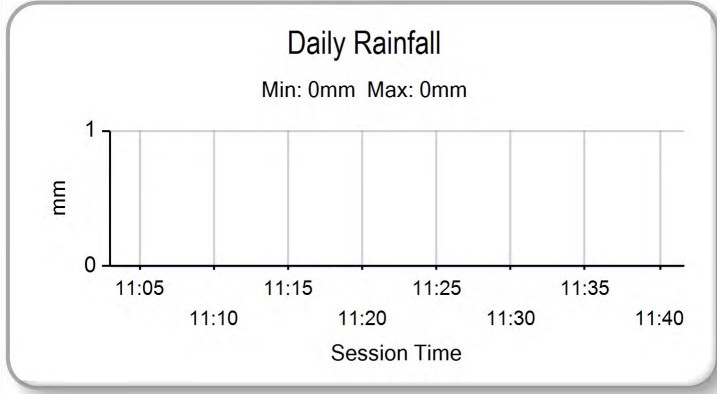
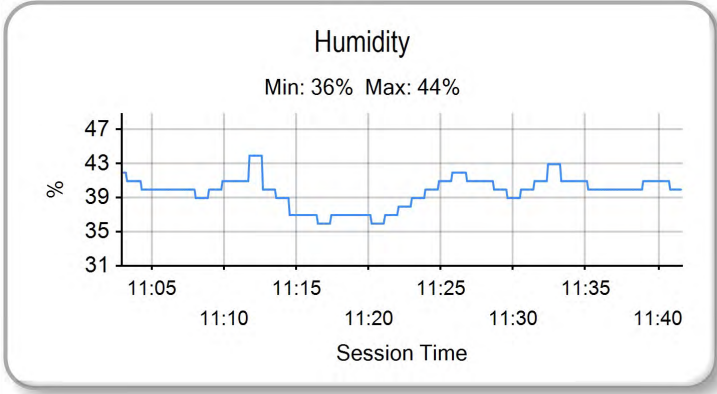
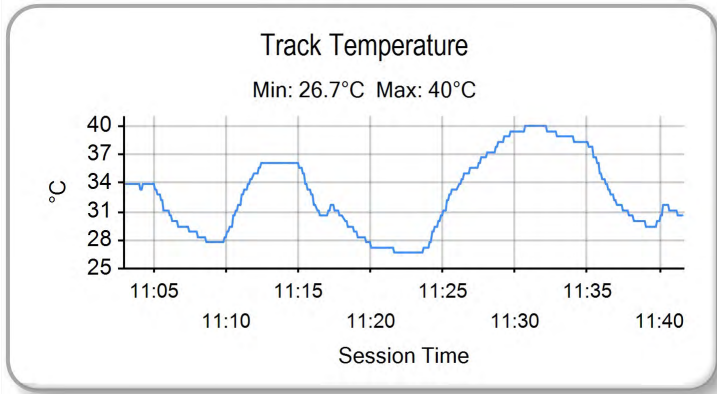
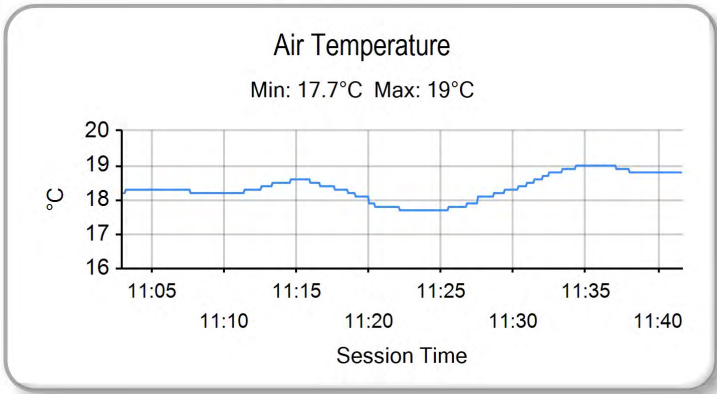
Printed - 11:43 Friday, 31 July 2015

MCRCB BULLETIN TK020

2015 MCE British Superbike Championship - Round 7

2015 HEL British Motostar Championship

FREE PRACTICE - WEATHER CONDITIONS



Weather / Track : Cloudy / Dry

Thruxton
Circuit Length = 2.3560 miles
Start: 11:10 Flag 11:40 End: 11:41

Results can be found at www.tsl-timing.com

Printed - 11:43 Friday, 31 July 2015



POS	NO	CL	PIC NAME	ENTRY	TIME	ON	LAPS	GAP	DIFF	MPH
1	95*	M3	1 Scott DEROUE	KTM - Redline KTM	1:20.923	19	20			104.81
2	6	M3	2 Taz TAYLOR	KTM - RS Racing	1:21.158	5	17	0.235	0.235	104.50
3	86	M3	3 Charlie NESBITT	Repli-Cast Moto 3 - Repli-Cast UK	1:21.632	20	21	0.709	0.474	103.90
4	1	M3	4 Edward RENDELL	Ten Kate Honda - Banks Racing	1:21.899	9	13	0.976	0.267	103.56
5	26	M3	5 Dani SAEZ	Repli-Cast Moto 3 - Repli-Cast - Armstrong	1:22.343	19	19	1.420	0.444	103.00
6	47*	M3	6 Jake ARCHER	Honda - RS Racing	1:22.441	18	19	1.518	0.098	102.88
7	65		1 Josh OWENS	Honda - JPL Racing	1:23.014	21	21	2.091	0.573	102.17
8	27	M3	7 Georgina POLDEN	KTM - RS Racing	1:23.026	12	19	2.103	0.012	102.15
9	25	M3	8 Mike BROUWERS	Honda - Joma / Brouwersracingteam	1:23.513	18	19	2.590	0.487	101.56
10	35	M3	9 Elliot LODGE	Honda - Essential Team Racing / SP125	1:24.062	15	18	3.139	0.549	100.89
11	62	M3	10 Vasco VAN DER VALK	Honda - Team ILR / Vasco62.nl	1:24.264	20	20	3.341	0.202	100.65
12	2	M3	11 Joe THOMAS	Honda - Team ILR	1:24.275	16	20	3.352	0.011	100.64
13	44	M3	12 Edmund BEST	Honda - SymCirrus Motorsport	1:24.436	14	18	3.513	0.161	100.45
14	42	M3	13 Brian SLOOTEN	Honda - Bakker Frames Holland	1:24.600	13	20	3.677	0.164	100.25
15	21	M3	14 Richard KERR	Honda - Bob Wylie Racing	1:24.655	21	21	3.732	0.055	100.19
16	77	M3	15 Alex PERSSON	Kalex KTM - PWR / FPW Racing	1:24.739	18	19	3.816	0.084	100.09
17	52	M3	16 Jorel BOERBOOM	Kalex KTM - FPW Racing	1:25.664	3	3	4.741	0.925	99.01
18	16		2 Andrew SAWFORD	Aprilia - St Neots Motorcycle Co Ltd	1:25.680	16	19	4.757	0.016	98.99
19	72		3 Cameron HORSMAN	EE125 - FAB-Racing	1:25.828	18	19	4.905	0.148	98.82
20	3		4 Mark CLAYTON	Honda - SP125 / Refined Recruitment	1:26.369	20	21	5.446	0.541	98.20
21	34		5 Liam DELVES	Honda - Crucials Sauce / Banks Racing	1:26.480	13	20	5.557	0.111	98.07
22	87		6 Jamie EDWARDS	Nykos - Kinpac Racing	1:27.171	7	17	6.248	0.691	97.29
23	70		7 Ryan LONGSHAW	Honda - RCD Motorsport	1:27.253	14	16	6.330	0.082	97.20
24	13	M3	17 Sam BURMAN	Honda - WNT / Burman Racing	1:27.435	18	20	6.512	0.182	97.00
25	24		8 Tasia RODINK	Honda - Promemo Racing	1:27.735	12	17	6.812	0.300	96.67
26	8	M3	18 TJ TOMS	Repli-Cast Moto 3 - Repli-Cast - Armstrong	1:27.995	7	21	7.072	0.260	96.38
27	17		9 Wesley JONKER	Luyten Honda - Racing Family	1:28.135	19	19	7.212	0.140	96.23
28	11		10 Stephen CAMPBELL	Honda - Campbell Racing	1:28.407	17	18	7.484	0.272	95.93

QUALIFYING LAPTIME (110.0% of 1:20.923) = 1:29.015

29	97	M3	19 Adam MOORE	Honda - Cresswell Racing	1:29.881	12	12	8.958	1.474	94.36
30	5		11 Edgar MACHADO	KTM - Cresswell Racing	1:37.920	8	11	16.997	8.039	86.61
31	7		12 Jamie ASHBY	Honda - SP125 / JPA Racing			1			

* No 95 - Exceeded track limits chicane - lap time cancelled

* No. 47 Exceeded pit lane speed limit - 1st offence - warning

Thruxton

Circuit Length = 2.3560 miles

Start: 15:55 Flag 16:25 End: 16:26

Weather / Track : Cloudy / Dry

These results are provisional until the conclusion of any judicial and technical matters.

Race Director :	Stewards :	Timekeeper :
-----------------	------------	--------------

Results can be found at www.britishsuperbike.com

Printed - 16:27 Friday, 31 July 2015



MCRCB BULLETIN TK053

2015 MCE British Superbike Championship - Round 7

2015 HEL British Motostar Championship

QUALIFYING 1 - SECTOR ANALYSIS

SECTOR 1 = FL to I1, SECTOR 2 = I1 to I2, SECTOR 3 = I2 to FL, DIFF = Difference To Personal Best Lap

P1		95 M3		Scott DEROUE			KTM - Redline KTM			
IDEAL LAP TIME : 1:20.810		BEST LAP TIME : 1:20.923			DIFFERENCE : 0.113					
LAP	SECTOR 1	SECTOR 2		SECTOR 3		LAP TIME	MPH	DIFF	TIME OF DAY	
1 -	OUTLAP	100.9	23.279	126.3	32.833	106.8				15:56:41.508
2 -	28.079	108.4	22.729	125.2	32.534	105.1	1:23.342	101.76	2.419	15:58:04.850
3 -	27.720	107.0	22.759	124.9	31.467	106.0	1:21.946	103.50	1.023	15:59:26.796
4 -	27.934	107.3	22.566	124.9	31.761	106.0	1:22.261	103.10	1.338	16:00:49.057
5 -	27.669	106.6	22.957	121.1	31.704	106.6	1:22.330	103.01	1.407	16:02:11.387
6 -	27.414	107.3	22.842	122.4	31.979	106.1	1:22.235	103.13	1.312	16:03:33.622
7 -	27.607	107.7	22.627	124.5	31.430	105.6	1:21.664 (3)	103.85	0.741	16:04:55.286
8 -	27.501	107.5	22.912	123.3	32.037	104.0	1:22.450	102.86	1.527	16:06:17.736
9 -	27.502	108.0	22.279	127.0	31.776	104.8	1:21.557 (2)	103.99	0.634	16:07:39.293
10 -	29.792	72.6	35.094	106.0	IN PIT		1:39.989 P	84.82	19.066	16:09:19.282
11 -	OUTLAP	105.6	23.154	123.3	32.214	105.3	4:31.996	31.18	3:11.073	16:13:51.278
12 -	27.455	107.0	22.583	124.9	31.772	106.0	1:21.810	103.67	0.887	16:15:13.088
13 -	27.569	106.5	22.551	122.9	31.760	106.6	1:21.880	103.58	0.957	16:16:34.968
14 -	27.448	106.5	22.363	124.5	32.060	105.3	1:21.871	103.59	0.948	16:17:56.839
15 -	27.417	106.3			108.5		1:20.687 D	105.11		16:19:17.526
16 -	27.427	107.3	22.512	123.8	32.007	105.3	1:21.946	103.50	1.023	16:20:39.472
17 -	35.959	46.7	28.328	124.7	33.502	106.5	1:37.789	86.73	16.866	16:22:17.261
18 -	27.339	108.4	22.275	124.5	33.069	107.2	1:22.683	102.57	1.760	16:23:39.944
19 -	27.304	107.7	22.276	125.2	31.343	107.3	1:20.923 (1)	104.81		16:25:00.867
20 -	27.809	106.6	22.163	126.3	32.487	100.1	1:22.459	102.85	1.536	16:26:23.326

P2		6 M3		Taz TAYLOR			KTM - RS Racing			
IDEAL LAP TIME : 1:21.129		BEST LAP TIME : 1:21.158			DIFFERENCE : 0.029					
LAP	SECTOR 1	SECTOR 2		SECTOR 3		LAP TIME	MPH	DIFF	TIME OF DAY	
1 -	OUTLAP	97.8	23.561	121.7	33.388	101.8				15:57:50.157
2 -	28.123	103.4	23.366	123.1	32.449	105.8	1:23.938	101.04	2.780	15:59:14.095
3 -	27.847	105.8	22.394	123.8	33.686	97.8	1:23.927	101.05	2.769	16:00:38.022
4 -	28.178	107.7	22.550	124.5	32.849	106.6	1:23.577	101.48	2.419	16:02:01.599
5 -	27.366	107.5	22.111	124.5	31.681	108.0	1:21.158 (1)	104.50		16:03:22.757
6 -	28.056	105.1	23.213	123.3	32.075	107.5	1:23.344	101.76	2.186	16:04:46.101
7 -	28.699	101.6	22.982	123.8	IN PIT		1:22.929 P	102.27	1.771	16:06:09.030
8 -	OUTLAP	101.5	22.770	122.6	32.450	106.5	4:10.201	33.89	2:49.043	16:10:19.231
9 -	27.629	105.5	22.720	122.2	32.002	108.2	1:22.351	102.99	1.193	16:11:41.582
10 -	27.710	104.8	22.342	124.7	32.218	107.2	1:22.270	103.09	1.112	16:13:03.852
11 -	28.370	102.7	22.130	124.5	32.229	106.6	1:22.729	102.52	1.571	16:14:26.581
12 -	27.961	105.3	22.417	125.6	32.858	106.8	1:23.236	101.89	2.078	16:15:49.817
13 -	27.681	105.0	22.233	124.7	32.262	107.0	1:22.176 (3)	103.21	1.018	16:17:11.993
14 -	29.802	104.5	22.384	123.3	IN PIT		1:24.062 P	100.89	2.904	16:18:36.055
15 -	OUTLAP	101.3	25.594	113.5	34.227	106.0	4:07.874	34.21	2:46.716	16:22:43.929
16 -	27.791	108.5	22.716	123.1	32.042	107.5	1:22.549	102.74	1.391	16:24:06.478
17 -	27.422	105.5	22.083	124.9	31.680	108.2	1:21.185 (2)	104.47	0.027	16:25:27.663

P3		86 M3		Charlie NESBITT			Repli-Cast Moto 3 - Repli-Cast UK			
IDEAL LAP TIME : 1:21.381		BEST LAP TIME : 1:21.632			DIFFERENCE : 0.251					
LAP	SECTOR 1	SECTOR 2		SECTOR 3		LAP TIME	MPH	DIFF	TIME OF DAY	
1 -	OUTLAP	99.4	23.098	121.3	33.238	103.4				15:56:45.406
2 -	29.245	101.9	22.740	122.0	32.310	104.8	1:24.295	100.61	2.663	15:58:09.701
3 -	28.201	102.2	22.999	122.6	33.267	98.5	1:24.467	100.41	2.835	15:59:34.168
4 -	27.912	103.0	23.095	122.6	32.201	104.3	1:23.208	101.93	1.576	16:00:57.376
5 -	27.985	103.4	22.499	120.6	32.146	103.8	1:22.630	102.64	0.998	16:02:20.006
6 -	27.550	102.9	22.833	120.4	32.313	103.4	1:22.696	102.56	1.064	16:03:42.702
7 -	27.874	103.7	22.391	118.3	32.388	105.0	1:22.653	102.61	1.021	16:05:05.355
8 -	27.548	103.2	22.456	120.2	32.302	104.3	1:22.306	103.04	0.674	16:06:27.661
9 -	27.544	103.5	22.284	121.1	32.344	103.0	1:22.172 (3)	103.21	0.540	16:07:49.833
10 -	28.700	101.8	23.772	103.5	IN PIT		1:28.089 P	96.28	6.457	16:09:17.922
11 -	OUTLAP	98.2	24.174	112.9	35.793	101.3	3:18.607	42.70	1:56.975	16:12:36.529
12 -	27.875	102.6	23.118	119.4	32.585	102.7	1:23.578	101.48	1.946	16:14:00.107
13 -	27.614	104.5	22.511	121.5	32.830	103.4	1:22.955	102.24	1.323	16:15:23.062

Weather / Track : Cloudy / Dry

Thruxton
Circuit Length = 2.3560 miles
Start: 15:55 Flag 16:25 End: 16:26

MCRCB BULLETIN TK053

2015 MCE British Superbike Championship - Round 7

2015 HEL British Motostar Championship

QUALIFYING 1 - SECTOR ANALYSIS

SECTOR 1 = FL to I1, SECTOR 2 = I1 to I2, SECTOR 3 = I2 to FL, DIFF = Difference To Personal Best Lap

14 -	27.617	103.2	22.403	118.3	32.488	104.6	1:22.508	102.79	0.876	16:16:45.570
15 -	27.441	104.5	22.705	118.7	32.359	105.6	1:22.505	102.80	0.873	16:18:08.075
16 -	28.266	103.7	22.429	118.7	32.430	102.9	1:23.125	102.03	1.493	16:19:31.200
17 -	27.598	104.0	22.284	118.9	32.448	104.3	1:22.330	103.01	0.698	16:20:53.530
18 -	27.223	104.8	22.518	118.7	32.492	104.6	1:22.233	103.14	0.601	16:22:15.763
19 -	28.069	102.2	22.407	118.1	32.331	105.1	1:22.807	102.42	1.175	16:23:38.570
20 -	27.470	104.3	22.288	120.6	31.874	104.8	1:21.632 (1)	103.90		16:25:00.202
21 -	27.480	104.6	22.420	119.4	32.252	103.0	1:22.152 (2)	103.24	0.520	16:26:22.354

P4	1 M3	Edward RENDELL				Ten Kate Honda - Banks Racing				
IDEAL LAP TIME : 1:21.809		BEST LAP TIME : 1:21.899			DIFFERENCE : 0.090					
LAP	SECTOR 1	SECTOR 2		SECTOR 3		LAP TIME	MPH	DIFF	TIME OF DAY	
1 -	OUTLAP	96.0	23.736	113.7	33.621	101.2				15:57:07.336
2 -	28.390	102.9	22.499	119.1	32.576	101.9	1:23.465	101.61	1.566	15:58:30.801
3 -	27.791	103.4	22.642	119.6	32.333	100.4	1:22.766	102.47	0.867	15:59:53.567
4 -	27.899	103.7	22.533	118.9	32.321	101.3	1:22.753	102.49	0.854	16:01:16.320
5 -	27.852	100.7	22.836	119.6	32.604	102.1	1:23.292	101.82	1.393	16:02:39.612
6 -	27.972	103.2	22.392	120.2	32.125	103.5	1:22.489	102.82	0.590	16:04:02.101
7 -	27.977	101.9	22.404	120.4	32.013	102.9	1:22.394	102.93	0.495	16:05:24.495
8 -	27.751	103.2	22.358	119.4	32.163	103.5	1:22.272 (3)	103.09	0.373	16:06:46.767
9 -	27.438	103.5	22.359	119.4	32.102	102.1	1:21.899 (1)	103.56		16:08:08.666
10 -	27.623	103.0	22.436	118.9	32.127	101.6	1:22.186 (2)	103.20	0.287	16:09:30.852
11 -	27.791	100.3	22.547	118.3	32.280	101.9	1:22.618	102.66	0.719	16:10:53.470
12 -	27.700	102.4	22.462	118.7	33.102	92.4	1:23.264	101.86	1.365	16:12:16.734
13 -	29.366	92.8	24.931	102.6	IN PIT		1:28.703 P	95.61	6.804	16:13:45.437

P5	26 M3	Dani SAEZ				Repli-Cast Moto 3 - Repli-Cast - Armstrong				
IDEAL LAP TIME : 1:22.099		BEST LAP TIME : 1:22.343			DIFFERENCE : 0.244					
LAP	SECTOR 1	SECTOR 2		SECTOR 3		LAP TIME	MPH	DIFF	TIME OF DAY	
1 -	OUTLAP	84.8	25.609	122.0	34.184	101.0				15:56:43.569
2 -	28.495	103.2	22.961	122.0	32.702	103.8	1:24.158	100.78	1.815	15:58:07.727
3 -	28.406	103.8	22.910	122.6	32.475	105.6	1:23.791	101.22	1.448	15:59:31.518
4 -	27.946	104.0	22.816	121.3	32.448	104.6	1:23.210	101.93	0.867	16:00:54.728
5 -	27.721	104.0	22.658	120.9	32.518	104.2	1:22.897	102.31	0.554	16:02:17.625
6 -	30.998	104.2	22.766	121.7	32.938	105.0	1:26.702	97.82	4.359	16:03:44.327
7 -	27.818	105.1	22.706	121.5	32.222	104.5	1:22.746	102.50	0.403	16:05:07.073
8 -	27.687	103.2	22.575	121.5	32.171	104.2	1:22.433 (2)	102.89	0.090	16:06:29.506
9 -	27.562	103.4	22.583	120.9	32.381	104.2	1:22.526 (3)	102.77	0.183	16:07:52.032
10 -	27.735	103.5	23.204	110.9	IN PIT		1:27.860 P	96.53	5.517	16:09:19.892
11 -	OUTLAP	101.6	22.961	122.2	32.659	105.3	4:56.890	28.56	3:34.547	16:14:16.782
12 -	27.772	104.0	22.492	122.0	32.542	104.8	1:22.806	102.42	0.463	16:15:39.588
13 -	27.514	104.5	22.809	121.7	32.527	105.5	1:22.850	102.37	0.507	16:17:02.438
14 -	28.839	101.3	23.435	124.0	32.485	104.0	1:24.759	100.06	2.416	16:18:27.197
15 -	27.710	106.0	22.789	115.9	32.906	105.8	1:23.405	101.69	1.062	16:19:50.602
16 -	31.459	98.6	22.668	122.6	32.428	105.0	1:26.555	97.99	4.212	16:21:17.157
17 -	27.634	106.5	22.543	120.6	32.633	103.5	1:22.810	102.42	0.467	16:22:39.967
18 -	27.695	104.8	22.553	119.6	32.474	104.3	1:22.722	102.53	0.379	16:24:02.689
19 -	27.436	104.6	22.572	119.4	32.335	103.7	1:22.343 (1)	103.00		16:25:25.032

P6	47 M3	Jake ARCHER				Honda - RS Racing				
IDEAL LAP TIME : 1:22.209		BEST LAP TIME : 1:22.441			DIFFERENCE : 0.232					
LAP	SECTOR 1	SECTOR 2		SECTOR 3		LAP TIME	MPH	DIFF	TIME OF DAY	
1 -	OUTLAP	95.3	23.671	119.1	33.131	102.4				15:57:50.257
2 -	28.342	105.8	23.186	121.3	32.611	105.6	1:24.139	100.80	1.698	15:59:14.396
3 -	28.005	106.1	22.373	122.6	33.080	102.9	1:23.458	101.62	1.017	16:00:37.854
4 -	28.063	105.1	22.694	121.7	32.436	106.0	1:23.193	101.95	0.752	16:02:01.047
5 -	27.823	102.4	22.553	122.4	32.196	106.1	1:22.572 (3)	102.71	0.131	16:03:23.619
6 -	27.845	106.1	22.678	121.7	32.346	106.6	1:22.869	102.34	0.428	16:04:46.488
7 -	28.384	106.0	22.447	122.6	32.294	106.1	1:23.125	102.03	0.684	16:06:09.613
8 -	27.843	105.0	22.316	122.0	32.532	105.6	1:22.691	102.56	0.250	16:07:32.304
9 -	27.837	102.4	22.953	119.8	IN PIT		1:23.865 P	101.13	1.424	16:08:56.169
10 -	OUTLAP	102.1	22.930	120.6	33.434	105.5	3:54.812	36.12	2:32.371	16:12:50.981

Weather / Track : Cloudy / Dry

Thruxton
Circuit Length = 2.3560 miles
Start: 15:55 Flag 16:25 End: 16:26

MCRCB BULLETIN TK053

2015 MCE British Superbike Championship - Round 7

2015 HEL British Motostar Championship

QUALIFYING 1 - SECTOR ANALYSIS

SECTOR 1 = FL to I1, SECTOR 2 = I1 to I2, SECTOR 3 = I2 to FL, DIFF = Difference To Personal Best Lap

11 -	28.276	104.3	22.569	122.2	33.091	105.3	1:23.936	101.04	1.495	16:14:14.917
12 -	27.832	104.0	22.393	122.0	32.661	106.1	1:22.886	102.32	0.445	16:15:37.803
13 -	28.110	104.2	23.019	120.4	32.798	106.5	1:23.927	101.05	1.486	16:17:01.730
14 -	28.938	104.0	23.555	119.4	32.629	105.6	1:25.122	99.64	2.681	16:18:26.852
15 -	27.701	106.6	23.054	119.1	32.830	106.8	1:23.585	101.47	1.144	16:19:50.437
16 -	28.477	105.5	22.478	120.0	IN PIT		1:21.693	P 103.82		16:21:12.130
17 -	OUTLAP	104.8	22.483	121.5	32.846	106.0	1:47.646	78.79	25.205	16:22:59.776
18 -	27.794	106.0	22.312	121.7	32.335	106.8	1:22.441 (1)	102.88		16:24:22.217
19 -	27.702	105.1	22.316	122.6	32.488	107.5	1:22.506	(2) 102.79	0.065	16:25:44.723

P7 65 Josh OWENS		Honda - JPL Racing									
IDEAL LAP TIME : 1:23.014		BEST LAP TIME : 1:23.014			DIFFERENCE : 0.000						
LAP	SECTOR 1	SECTOR 2	SECTOR 3	LAP TIME	MPH	DIFF	TIME OF DAY				
1 -	OUTLAP	94.3	25.017	109.1	35.325	97.2					15:56:46.898
2 -	29.142	101.5	24.652	112.7	35.571	95.8	1:29.365	94.90	6.351		15:58:16.263
3 -	28.695	99.1	23.556	116.5	34.400	98.1	1:26.651	97.88	3.637		15:59:42.914
4 -	29.354	96.1	23.476	114.5	34.298	98.3	1:27.128	97.34	4.114		16:01:10.042
5 -	29.205	98.6	24.080	112.7	IN PIT		1:29.771	P 94.48	6.757		16:02:39.813
6 -	OUTLAP	97.2	23.637	113.1	33.986	98.8	1:46.674	79.50	23.660		16:04:26.487
7 -	28.024	98.9	23.215	114.1	33.454	98.2	1:24.693	100.14	1.679		16:05:51.180
8 -	28.249	99.2	23.185	114.3	33.609	98.9	1:25.043	99.73	2.029		16:07:16.223
9 -	28.088	100.1	23.238	113.3	IN PIT		1:26.213	P 98.37	3.199		16:08:42.436
10 -	OUTLAP	96.1	24.170	109.6	34.516	98.2	2:09.414	65.53	46.400		16:10:51.850
11 -	28.348	97.8	23.450	112.0	33.264	98.8	1:25.062	99.71	2.048		16:12:16.912
12 -	28.204	98.2	23.263	112.9	34.050	97.5	1:25.517	99.18	2.503		16:13:42.429
13 -	28.168	99.2	22.995	113.7	33.849	98.8	1:25.012	99.76	1.998		16:15:07.441
14 -	27.925	99.1	23.142	111.2	33.880	98.6	1:24.947	99.84	1.933		16:16:32.388
15 -	28.188	98.2	23.072	111.4	33.731	97.6	1:24.991	99.79	1.977		16:17:57.379
16 -	28.008	99.7	22.974	112.9	33.282	98.9	1:24.264	(2) 100.65	1.250		16:19:21.643
17 -	27.933	99.4	23.099	112.0	33.589	98.8	1:24.621	100.23	1.607		16:20:46.264
18 -	27.824	100.1	22.969	111.2	33.648	98.8	1:24.441	(3) 100.44	1.427		16:22:10.705
19 -	27.774	101.2	23.292	112.4	34.252	98.5	1:25.318	99.41	2.304		16:23:36.023
20 -	28.036	100.4	23.156	112.5	33.410	100.6	1:24.602	100.25	1.588		16:25:00.625
21 -	27.598	100.6	22.481	117.3	32.935	100.4	1:23.014 (1)	102.17			16:26:23.639

P8 27 M3 Georgina POLDEN		KTM - RS Racing									
IDEAL LAP TIME : 1:22.771		BEST LAP TIME : 1:23.026			DIFFERENCE : 0.255						
LAP	SECTOR 1	SECTOR 2	SECTOR 3	LAP TIME	MPH	DIFF	TIME OF DAY				
1 -	OUTLAP	98.5	23.829	123.3	33.491	106.0					15:57:51.007
2 -	28.487	106.5	23.006	123.5	33.172	106.3	1:24.665	100.17	1.639		15:59:15.672
3 -	28.382	105.8	22.720	125.2	32.892	107.2	1:23.994	100.97	0.968		16:00:39.666
4 -	28.279	105.8	22.791	124.0	33.088	107.0	1:24.158	100.78	1.132		16:02:03.824
5 -	28.061	104.8	22.810	123.8	33.144	107.5	1:24.015	100.95	0.989		16:03:27.839
6 -	28.145	105.0	22.705	123.5	33.217	107.0	1:24.067	100.89	1.041		16:04:51.906
7 -	28.046	106.0	23.051	124.2	33.285	106.1	1:24.382	100.51	1.356		16:06:16.288
8 -	28.225	105.3	22.982	124.5	33.159	104.8	1:24.366	100.53	1.340		16:07:40.654
9 -	28.453	104.5	23.814	114.7	IN PIT		1:25.730	P 98.93	2.704		16:09:06.384
10 -	OUTLAP	102.4	23.729	121.5	34.141	105.8	3:44.423	37.79	2:21.397		16:12:50.807
11 -	28.689	95.5	22.791	125.6	33.147	107.0	1:24.627	100.22	1.601		16:14:15.434
12 -	27.955	104.8	22.469	124.7	32.602	107.5	1:23.026 (1)	102.15			16:15:38.460
13 -	27.962	105.6	22.667	124.0	33.052	108.2	1:23.681	101.35	0.655		16:17:02.141
14 -	28.714	106.5	23.639	123.8	32.971	107.7	1:25.324	99.40	2.298		16:18:27.465
15 -	28.088	106.8	22.214	126.8	33.298	107.8	1:23.600	101.45	0.574		16:19:51.065
16 -	28.599	106.3	23.127	122.9	IN PIT		1:24.363	P 100.53	1.337		16:21:15.428
17 -	OUTLAP	104.8	22.698	124.2	33.106	107.7	1:46.022	79.99	22.996		16:23:01.450
18 -	28.063	106.5	22.327	123.8	32.830	107.0	1:23.220	(2) 101.91	0.194		16:24:24.670
19 -	28.259	105.3	22.565	123.5	32.666	107.5	1:23.490	(3) 101.58	0.464		16:25:48.160

P9 25 M3 Mike BROUWERS		Honda - Joma / Brouwersracingteam									
IDEAL LAP TIME : 1:23.495		BEST LAP TIME : 1:23.513			DIFFERENCE : 0.018						
LAP	SECTOR 1	SECTOR 2	SECTOR 3	LAP TIME	MPH	DIFF	TIME OF DAY				
1 -	OUTLAP	95.3	24.746	114.3	33.580	99.5					15:57:37.227

Weather / Track : Cloudy / Dry

Thruxton
Circuit Length = 2.3560 miles
Start: 15:55 Flag 16:25 End: 16:26

MCRCB BULLETIN TK053

2015 MCE British Superbike Championship - Round 7

2015 HEL British Motostar Championship

QUALIFYING 1 - SECTOR ANALYSIS

SECTOR 1 = FL to I1, SECTOR 2 = I1 to I2, SECTOR 3 = I2 to FL, DIFF = Difference To Personal Best Lap

2 -	29.096	99.7	23.278	115.1	33.626	98.8	1:26.000	98.62	2.487	15:59:03.227
3 -	29.676	86.7	25.372	115.9	IN PIT		1:27.696	P 96.71	4.183	16:00:30.923
4 -	OUTLAP	101.8	23.515	116.9	33.329	101.8	3:35.166	39.41	2:11.653	16:04:06.089
5 -	29.115	102.6	23.244	117.9	33.068	100.6	1:25.427	99.28	1.914	16:05:31.516
6 -	28.431	100.9	23.182	117.3	33.148	96.9	1:24.761	100.06	1.248	16:06:56.277
7 -	29.329	101.2	23.509	115.1	33.473	99.4	1:26.311	98.26	2.798	16:08:22.588
8 -	28.663	100.6	23.296	116.3	33.464	99.4	1:25.423	99.28	1.910	16:09:48.011
9 -	28.551	100.9	23.242	114.9	33.301	100.0	1:25.094	99.67	1.581	16:11:13.105
10 -	28.397	101.6	23.006	116.9	33.410	100.4	1:24.813	100.00	1.300	16:12:37.918
11 -	28.641	100.0	23.176	116.7	33.641	100.0	1:25.458	99.24	1.945	16:14:03.376
12 -	28.409	100.7	23.176	116.5	33.406	100.3	1:24.991	99.79	1.478	16:15:28.367
13 -	30.136	92.4	27.495	106.3	33.518	100.3	1:31.149	93.05	7.636	16:16:59.516
14 -	28.407	101.5	23.224	115.1	33.223	100.0	1:24.854	99.95	1.341	16:18:24.370
15 -	28.363	101.9	23.307	118.1	33.694	99.2	1:25.364	99.35	1.851	16:19:49.734
16 -	28.172	102.6	23.005	116.1	33.024	100.4	1:24.201	(3) 100.73	0.688	16:21:13.935
17 -	28.413	102.2	24.345	99.8	33.751	101.5	1:26.509	98.04	2.996	16:22:40.444
18 -	27.844	102.6	22.770	116.7	32.899	100.7	1:23.513	(1) 101.56		16:24:03.957
19 -	28.149	102.4	23.039	116.5	32.881	102.6	1:24.069	(2) 100.88	0.556	16:25:28.026

P10 35 M3 Elliot LODGE		Honda - Essential Team Racing / SP125								
IDEAL LAP TIME : 1:23.719		BEST LAP TIME : 1:24.062			DIFFERENCE : 0.343					
LAP	SECTOR 1	SECTOR 2	SECTOR 3	LAP TIME	MPH	DIFF	TIME OF DAY			
1 -	98.2	24.090	116.1	34.641	99.4		15:56:37.419			
2 -	29.326	101.3	23.539	34.103	99.2	1:26.968	97.52	2.906	15:58:04.387	
3 -	28.940	102.1	22.894	120.4	33.190	101.2	1:25.024	99.75	0.962	15:59:29.411
4 -	28.423	101.3	22.934	118.9	33.642	101.6	1:24.999	99.78	0.937	16:00:54.410
5 -	28.385	101.8	22.875	120.2	33.391	100.0	1:24.651	100.19	0.589	16:02:19.061
6 -	28.757	101.6	23.100	118.9	33.303	102.7	1:25.160	99.59	1.098	16:03:44.221
7 -	28.486	102.4	22.970	120.0	32.999	102.7	1:24.455	(3) 100.42	0.393	16:05:08.676
8 -	28.227	102.2	22.929	119.4	IN PIT		1:23.515	P 101.55		16:06:32.191
9 -	OUTLAP	100.9	23.445	116.7	33.951	98.6	2:13.643	63.46	49.581	16:08:45.834
10 -	28.588	99.7	23.211	116.3	33.711	101.5	1:25.510	99.18	1.448	16:10:11.344
11 -	28.737	99.8	23.236	116.7	33.961	100.4	1:25.934	98.69	1.872	16:11:37.278
12 -	32.031	86.8	23.853	118.1	IN PIT		1:28.988	P 95.31	4.926	16:13:06.266
13 -	OUTLAP	75.4	25.458	113.1	34.821	101.5	2:13.093	63.72	49.031	16:15:19.359
14 -	28.491	100.7	23.121	116.1	33.696	102.4	1:25.308	99.42	1.246	16:16:44.667
15 -	28.091	101.8	22.977	116.5	32.994	102.4	1:24.062	(1) 100.89		16:18:08.729
16 -	29.661	99.5	23.165	117.9	33.075	102.7	1:25.901	98.73	1.839	16:19:34.630
17 -	28.287	102.4	22.634	118.7	33.366	103.4	1:24.287	(2) 100.62	0.225	16:20:58.917
18 -	28.860	101.5	23.120	117.9	IN PIT		1:49.679	P 77.33	25.617	16:22:48.596

P11 62 M3 Vasco VAN DER VALK		Honda - Team ILR / Vasco62.nl								
IDEAL LAP TIME : 1:23.981		BEST LAP TIME : 1:24.264			DIFFERENCE : 0.283					
LAP	SECTOR 1	SECTOR 2	SECTOR 3	LAP TIME	MPH	DIFF	TIME OF DAY			
1 -	98.3	25.266	113.3	35.056	101.2		15:56:38.224			
2 -	30.832	100.9	23.794	119.4	34.662	100.3	1:29.288	94.99	5.024	15:58:07.512
3 -	29.214	102.6	23.465	117.9	34.069	95.5	1:26.748	97.77	2.484	15:59:34.260
4 -	28.625	102.2	23.194	118.7	33.336	101.6	1:25.155	99.60	0.891	16:00:59.415
5 -	28.822	102.1	23.149	119.4	33.282	101.6	1:25.253	99.48	0.989	16:02:24.668
6 -	28.640	100.0	23.394	119.1	35.037	100.1	1:27.071	97.41	2.807	16:03:51.739
7 -	28.369	102.4	23.182	118.7	33.317	102.4	1:24.868	99.93	0.604	16:05:16.607
8 -	29.071	100.6	23.956	114.9	34.430	101.8	1:27.457	96.98	3.193	16:06:44.064
9 -	29.994	90.0	23.875	111.6	33.962	100.7	1:27.831	96.56	3.567	16:08:11.895
10 -	28.553	98.9	23.662	115.7	34.028	99.8	1:26.243	98.34	1.979	16:09:38.138
11 -	28.402	100.7	23.705	114.5	34.126	99.7	1:26.233	98.35	1.969	16:11:04.371
12 -	28.753	99.4	23.486	115.1	34.071	100.4	1:26.310	98.26	2.046	16:12:30.681
13 -	28.357	101.8	23.291	117.5	33.771	100.4	1:25.419	99.29	1.155	16:13:56.100
14 -	29.248	96.9	23.665	115.3	34.703	101.5	1:27.616	96.80	3.352	16:15:23.716
15 -	29.456	94.6	24.134	110.9	IN PIT		1:30.155	P 94.07	5.891	16:16:53.871
16 -	OUTLAP	89.0	24.926	113.3	34.024	100.4	3:18.349	42.76	1:54.085	16:20:12.220
17 -	28.555	101.5	23.376	113.9	34.023	101.0	1:25.954	98.67	1.690	16:21:38.174
18 -	28.331	101.5	22.898	118.1	33.517	101.9	1:24.746	(3) 100.08	0.482	16:23:02.920
19 -	27.924	103.4	23.109	116.3	33.270	101.3	1:24.303	(2) 100.60	0.039	16:24:27.223

Thruxton

Circuit Length = 2.3560 miles

Start: 15:55 Flag 16:25 End: 16:26

Weather / Track : Cloudy / Dry

MCRCB BULLETIN TK053

2015 MCE British Superbike Championship - Round 7

2015 HEL British Motostar Championship

QUALIFYING 1 - SECTOR ANALYSIS

SECTOR 1 = FL to I1, SECTOR 2 = I1 to I2, SECTOR 3 = I2 to FL, DIFF = Difference To Personal Best Lap

20 - 28.121 101.6 22.984 117.5 **33.159** 101.8 **1:24.264 (1)** **100.65** **16:25:51.487**

P12 2 M3 Joe THOMAS		Honda - Team ILR					
IDEAL LAP TIME : 1:24.026		BEST LAP TIME : 1:24.275		DIFFERENCE : 0.249			
LAP	SECTOR 1	SECTOR 2	SECTOR 3	LAP TIME	MPH	DIFF	TIME OF DAY
1 -	98.1	25.139	118.5	34.589	101.2		15:56:37.941
2 -	30.459 100.6	24.077 121.3	34.084 100.6	1:28.620	95.70	4.345	15:58:06.561
3 -	29.435 100.9	23.589 121.1	33.266 101.9	1:26.290	98.29	2.015	15:59:32.851
4 -	29.086 102.1	23.767 120.0	32.949 101.5	1:25.802	98.85	1.527	16:00:58.653
5 -	28.704 101.8	23.405 119.4	32.942 101.9	1:25.051	99.72	0.776	16:02:23.704
6 -	29.009 101.5	23.605 120.2	33.635 102.6	1:26.249	98.33	1.974	16:03:49.953
7 -	28.755 101.3	23.498 119.4	33.221 100.4	1:25.474	99.23	1.199	16:05:15.427
8 -	30.106 98.1	23.695 119.1	IN PIT	1:27.103	P 97.37	2.828	16:06:42.530
9 -	OUTLAP 99.4	24.140 115.9	33.785 100.3	3:09.464	44.76	1:45.189	16:09:51.994
10 -	28.527 99.5	23.821 116.1	33.348 100.4	1:25.696	98.97	1.421	16:11:17.690
11 -	29.029 100.1	23.891 114.9	33.547 100.9	1:26.467	98.09	2.192	16:12:44.157
12 -	28.469 100.3	23.586 118.3	33.412 100.6	1:25.467	99.23	1.192	16:14:09.624
13 -	28.894 101.0	23.322 118.5	33.335 101.5	1:25.551	99.14	1.276	16:15:35.175
14 -	28.502 100.0	24.222 113.5	33.532 103.0	1:26.256	98.33	1.981	16:17:01.431
15 -	29.132 101.0	23.712 118.9	33.767 101.6	1:26.611	97.92	2.336	16:18:28.042
16 -	28.240 102.9	23.234 120.6	32.801 101.5	1:24.275 (1)	100.64		16:19:52.317
17 -	28.421 103.7	22.985 122.4	33.171 101.2	1:24.577 (3)	100.28	0.302	16:21:16.894
18 -	28.303 103.8	23.358 117.9	33.992 98.9	1:25.653	99.02	1.378	16:22:42.547
19 -	28.755 101.2	23.186 120.2	33.115 102.7	1:25.056	99.71	0.781	16:24:07.603
20 -	28.321 104.0	23.024 119.4	33.045 101.5	1:24.390 (2)	100.50	0.115	16:25:31.993

P13 44 M3 Edmund BEST		Honda - SymCirrus Motorsport					
IDEAL LAP TIME : 1:23.946		BEST LAP TIME : 1:24.436		DIFFERENCE : 0.490			
LAP	SECTOR 1	SECTOR 2	SECTOR 3	LAP TIME	MPH	DIFF	TIME OF DAY
1 -	93.2	26.295	110.7	35.461	100.0		15:56:38.835
2 -	29.835 103.0	23.923 122.2	34.772 99.7	1:28.530	95.80	4.094	15:58:07.365
3 -	28.936 102.9	23.370 117.9	33.470 101.0	1:25.776	98.88	1.340	15:59:33.141
4 -	28.496 100.7	23.165 120.2	32.985 102.2	1:24.646 (2)	100.20	0.210	16:00:57.787
5 -	28.219 102.6	22.951 120.0	33.487 102.9	1:24.657 (3)	100.18	0.221	16:02:22.444
6 -	28.252 102.2	22.932 121.5	33.768 100.7	1:24.952	99.84	0.516	16:03:47.396
7 -	28.868 101.0	22.991 120.4	33.876 102.2	1:25.735	98.92	1.299	16:05:13.131
8 -	28.927 102.1	23.246 116.9	34.398 101.6	1:26.571	97.97	2.135	16:06:39.702
9 -	29.240 100.4	23.535 116.9	IN PIT	1:26.908	P 97.59	2.472	16:08:06.610
10 -	OUTLAP 98.5	23.711 118.9	34.437 100.1	6:02.110	23.42	4:37.674	16:14:08.720
11 -	28.958 99.2	23.548 119.1	34.466 101.3	1:26.972	97.52	2.536	16:15:35.692
12 -	28.289 102.6	23.541 118.7	33.724 102.4	1:25.554	99.13	1.118	16:17:01.246
13 -	29.254 100.9	23.399 117.9	34.064 101.5	1:26.717	97.80	2.281	16:18:27.963
14 -	28.069 101.9	23.001 120.9	33.366 103.2	1:24.436 (1)	100.45		16:19:52.399
15 -	28.717 102.4	22.892 122.0	33.447 103.0	1:25.056	99.71	0.620	16:21:17.455
16 -	28.480 103.8	22.955 121.7	34.109 101.2	1:25.544	99.14	1.108	16:22:42.999
17 -	32.566 89.5	24.580 117.7	34.122 101.9	1:31.268	92.93	6.832	16:24:14.267
18 -	28.590 102.1	23.386 118.1	34.182 102.1	1:26.158	98.44	1.722	16:25:40.425

P14 42 M3 Brian SLOOTEN		Honda - Bakker Frames Holland					
IDEAL LAP TIME : 1:24.472		BEST LAP TIME : 1:24.600		DIFFERENCE : 0.128			
LAP	SECTOR 1	SECTOR 2	SECTOR 3	LAP TIME	MPH	DIFF	TIME OF DAY
1 -	98.6	24.612	112.5	36.378	100.1		15:56:36.763
2 -	29.648 99.7	24.117 112.7	34.392 101.3	1:28.157	96.21	3.557	15:58:04.920
3 -	29.289 101.0	23.481 116.7	33.755 102.4	1:26.525	98.02	1.925	15:59:31.445
4 -	28.786 100.7	23.028 119.6	33.362 102.1	1:25.176 (2)	99.57	0.576	16:00:56.621
5 -	29.196 100.9	23.103 118.1	34.238 102.2	1:26.537	98.01	1.937	16:02:23.158
6 -	28.796 100.6	23.778 116.1	34.384 104.0	1:26.958	97.53	2.358	16:03:50.116
7 -	29.156 100.4	23.362 118.3	33.592 102.4	1:26.110	98.49	1.510	16:05:16.226
8 -	29.352 100.0	23.820 118.3	34.504 101.3	1:27.676	96.73	3.076	16:06:43.902
9 -	29.548 99.5	23.845 115.7	33.816 101.2	1:27.209	97.25	2.609	16:08:11.111
10 -	29.283 97.3	23.734 113.5	34.336 101.6	1:27.353	97.09	2.753	16:09:38.464
11 -	28.976 99.4	23.531 115.5	33.602 101.8	1:26.109	98.49	1.509	16:11:04.573

Thruxton

Circuit Length = 2.3560 miles

Start: 15:55 Flag 16:25 End: 16:26

Weather / Track : Cloudy / Dry

MCRCB BULLETIN TK053

2015 MCE British Superbike Championship - Round 7

2015 HEL British Motostar Championship

QUALIFYING 1 - SECTOR ANALYSIS

SECTOR 1 = FL to I1, SECTOR 2 = I1 to I2, SECTOR 3 = I2 to FL, DIFF = Difference To Personal Best Lap

12 -	28.905	100.6	23.520	114.1	33.852	101.8	1:26.277	98.30	1.677	16:12:30.850
13 -	28.611	99.7	23.004	118.7	32.985	102.6	1:24.600 (1)	100.25		16:13:55.450
14 -	28.745	98.2	23.546	116.1	IN PIT		1:25.559	P 99.13	0.959	16:15:21.009
15 -	OUTLAP	95.0	23.696	114.1	34.014	101.5	2:37.301	53.91	1:12.701	16:17:58.310
16 -	28.885	99.1	23.380	115.9	33.605	101.8	1:25.870	98.77	1.270	16:19:24.180
17 -	28.645	99.4	23.510	114.5	34.134	101.8	1:26.289	98.29	1.689	16:20:50.469
18 -	28.788	99.2	24.432	111.8	33.908	103.4	1:27.128	97.34	2.528	16:22:17.597
19 -	28.483	101.6	23.295	116.1	33.493	102.6	1:25.271	(3) 99.46	0.671	16:23:42.868
20 -	28.513	99.8	23.788	110.1	36.739	100.3	1:29.040	95.25	4.440	16:25:11.908

P15 21 M3 Richard KERR		Honda - Bob Wylie Racing								
IDEAL LAP TIME : 1:24.449			BEST LAP TIME : 1:24.655			DIFFERENCE : 0.206				
LAP	SECTOR 1	SECTOR 2	SECTOR 3	LAP TIME	MPH	DIFF	TIME OF DAY			
1 -	96.1	25.555	114.1	35.584	99.5		15:56:37.840			
2 -	30.343	100.7	24.028	116.9	34.826	100.1	1:29.197	95.08	4.542	15:58:07.037
3 -	29.441	102.9	23.611	120.4	35.545	95.5	1:28.597	95.73	3.942	15:59:35.634
4 -	29.395	101.3	23.470	117.7	34.369	98.3	1:27.234	97.22	2.579	16:01:02.868
5 -	28.906	101.5	23.535	117.3	34.360	99.5	1:26.801	97.71	2.146	16:02:29.669
6 -	28.862	100.7	23.629	118.1	34.220	100.1	1:26.711	97.81	2.056	16:03:56.380
7 -	28.946	100.4	23.829	117.1	34.317	100.6	1:27.092	97.38	2.437	16:05:23.472
8 -	29.178	101.5	23.425	116.7	34.009	100.3	1:26.612	97.92	1.957	16:06:50.084
9 -	28.586	100.4	23.605	116.3	34.471	99.7	1:26.662	97.87	2.007	16:08:16.746
10 -	28.712	99.8	23.938	115.5	34.328	99.7	1:26.978	97.51	2.323	16:09:43.724
11 -	28.489	100.4	23.458	116.1	33.933	99.2	1:25.880	98.76	1.225	16:11:09.604
12 -	28.650	101.6	23.207	117.7	34.393	100.1	1:26.250	98.33	1.595	16:12:35.854
13 -	28.457	100.0	23.297	117.5	33.535	100.6	1:25.289	(3) 99.44	0.634	16:14:01.143
14 -	28.490	100.0	23.235	118.1	34.140	100.0	1:25.865	98.77	1.210	16:15:27.008
15 -	28.508	101.6	23.115	115.7	33.733	100.7	1:25.356	99.36	0.701	16:16:52.364
16 -	36.228	73.2	29.446	112.2	38.601	92.9	1:44.275	81.33	19.620	16:18:36.639
17 -	32.642	87.4	24.876	115.7	34.391	100.4	1:31.909	92.28	7.254	16:20:08.548
18 -	28.562	101.2	23.319	115.9	34.075	100.6	1:25.956	98.67	1.301	16:21:34.504
19 -	28.620	100.7	23.372	116.1	33.628	102.1	1:25.620	99.06	0.965	16:23:00.124
20 -	28.468	103.5	23.293	116.9	33.423	101.3	1:25.184	(2) 99.56	0.529	16:24:25.308
21 -	28.160	103.7	22.866	118.5	33.629	100.0	1:24.655 (1)	100.19		16:25:49.963

P16 77 M3 Alex PERSSON		Kalex KTM - PWR / FPW Racing								
IDEAL LAP TIME : 1:24.348			BEST LAP TIME : 1:24.739			DIFFERENCE : 0.391				
LAP	SECTOR 1	SECTOR 2	SECTOR 3	LAP TIME	MPH	DIFF	TIME OF DAY			
1 -	OUTLAP	101.0	24.638	120.9	34.854	105.1				15:56:38.770
2 -	29.639	105.6	23.855	124.0	33.401	104.5	1:26.895	97.60	2.156	15:58:05.665
3 -	29.121	104.8	23.184	122.9	33.241	105.3	1:25.546	99.14	0.807	15:59:31.211
4 -	28.679	102.6	23.144	121.7	32.978	105.3	1:24.801	(3) 100.01	0.062	16:00:56.012
5 -	28.720	103.5	23.349	122.2	33.242	106.0	1:25.311	99.41	0.572	16:02:21.323
6 -	28.784	104.2	23.396	120.9	33.558	105.3	1:25.738	98.92	0.999	16:03:47.061
7 -	29.003	104.0	23.129	121.1	33.552	106.0	1:25.684	98.98	0.945	16:05:12.745
8 -	28.972	102.7	23.330	120.6	33.107	105.3	1:25.409	99.30	0.670	16:06:38.154
9 -	28.548	101.9	23.299	120.0	33.320	105.3	1:25.167	99.58	0.428	16:08:03.321
10 -	31.467	98.9	23.567	118.7	33.356	105.3	1:28.390	95.95	3.651	16:09:31.711
11 -	28.940	99.4	24.271	114.1	IN PIT		1:26.311	P 98.26	1.572	16:10:58.022
12 -	OUTLAP	100.1	23.871	120.9	34.800	103.8	4:34.416	30.90	3:09.677	16:15:32.438
13 -	29.075	102.9	23.501	118.7	34.768	105.6	1:27.344	97.10	2.605	16:16:59.782
14 -	28.611	105.1	23.133	120.9	34.060	105.3	1:25.804	98.84	1.065	16:18:25.586
15 -	28.666	104.2	23.295	121.1	33.912	107.3	1:25.873	98.76	1.134	16:19:51.459
16 -	28.505	106.6	23.162	122.4	33.859	106.5	1:25.526	99.16	0.787	16:21:16.985
17 -	28.702	104.5	23.096	121.3	33.830	99.2	1:25.628	99.05	0.889	16:22:42.613
18 -	28.790	105.5	23.005	121.3	32.944	106.0	1:24.739 (1)	100.09		16:24:07.352
19 -	28.399	103.8	23.093	120.4	33.273	106.5	1:24.765	(2) 100.06	0.026	16:25:32.117

P17 52 M3 Jorel BOERBOOM		Kalex KTM - FPW Racing								
IDEAL LAP TIME : 1:25.664			BEST LAP TIME : 1:25.664			DIFFERENCE : 0.000				
LAP	SECTOR 1	SECTOR 2	SECTOR 3	LAP TIME	MPH	DIFF	TIME OF DAY			
1 -	OUTLAP	99.8	25.118	118.1	35.024	101.6				16:23:23.862

Weather / Track : Cloudy / Dry

Thrupton
Circuit Length = 2.3560 miles
Start: 15:55 Flag 16:25 End: 16:26

MCRCB BULLETIN TK053

2015 MCE British Superbike Championship - Round 7

2015 HEL British Motostar Championship

QUALIFYING 1 - SECTOR ANALYSIS

SECTOR 1 = FL to I1, SECTOR 2 = I1 to I2, SECTOR 3 = I2 to FL, DIFF = Difference To Personal Best Lap

2 -	29.345	102.6	23.787	119.1	33.983	104.8	1:27.115 (2)	97.36	1.451	16:24:50.977
3 -	28.796	103.8	23.397	122.0	33.471	102.4	1:25.664 (1)	99.01		16:26:16.641

P18 16		Andrew SAWFORD						Aprilia - St Neots Motorcycle Co Ltd			
IDEAL LAP TIME : 1:25.340		BEST LAP TIME : 1:25.680		DIFFERENCE : 0.340							
LAP		SECTOR 1	SECTOR 2		SECTOR 3		LAP TIME	MPH	DIFF	TIME OF DAY	
1 -	OUTLAP	88.6	27.733	102.7	37.144	95.0				15:57:11.368	
2 -		31.684	98.5	24.612	116.3	35.545	98.5	1:31.841	92.35	6.161	15:58:43.209
3 -		29.671	99.5	23.340	118.1	34.181	98.9	1:27.192	97.27	1.512	16:00:10.401
4 -		29.004	101.3	23.068	117.5	34.066	99.8	1:26.138	98.46	0.458	16:01:36.539
5 -		28.849	101.0	23.159	116.9	34.088	100.0	1:26.096	98.51	0.416	16:03:02.635
6 -		29.047	100.4	23.172	117.3	33.892	101.3	1:26.111	98.49	0.431	16:04:28.746
7 -		28.991	100.4	23.053	118.1	34.073	100.4	1:26.117	98.48	0.437	16:05:54.863
8 -		28.948	100.3	23.215	116.9	34.145	99.8	1:26.308	98.27	0.628	16:07:21.171
9 -		31.293	92.0	25.269	110.7	IN PIT		1:33.809 P	90.41	8.129	16:08:54.980
10 -	OUTLAP	82.9	27.431	108.0	35.354	99.8	3:27.096		40.95	2:01.416	16:12:22.076
11 -		29.473	99.4	23.350	116.9	34.535	99.8	1:27.358	97.09	1.678	16:13:49.434
12 -		29.093	99.1	23.034	121.3	33.961	100.9	1:26.088	98.52	0.408	16:15:15.522
13 -		28.703	100.4	23.058	115.3	34.157	100.7	1:25.918 (3)	98.71	0.238	16:16:41.440
14 -		28.810	100.7	22.929	117.3	34.196	101.8	1:25.935	98.69	0.255	16:18:07.375
15 -		29.029	99.2	23.007	117.9	33.708	100.7	1:25.744 (2)	98.91	0.064	16:19:33.119
16 -		28.715	100.9	23.086	116.9	33.879	101.0	1:25.680 (1)	98.99		16:20:58.799
17 -		28.848	99.8	23.430	119.1	34.270	100.7	1:26.548	97.99	0.868	16:22:25.347
18 -		28.950	100.4	23.081	116.3	33.987	101.2	1:26.018	98.60	0.338	16:23:51.365
19 -		28.877	98.9	23.167	116.7	34.138	88.1	1:26.182	98.41	0.502	16:25:17.547

P19 72		Cameron HORSMAN						EE125 - FAB-Racing			
IDEAL LAP TIME : 1:25.771		BEST LAP TIME : 1:25.828		DIFFERENCE : 0.057							
LAP		SECTOR 1	SECTOR 2		SECTOR 3		LAP TIME	MPH	DIFF	TIME OF DAY	
1 -	OUTLAP	100.0	25.678	122.2	35.981	103.5				15:56:43.754	
2 -		30.245	100.9	24.545	120.2	35.857	103.7	1:30.647	93.56	4.819	15:58:14.401
3 -		29.887	100.9	24.004	120.4	34.177	104.0	1:28.068	96.30	2.240	15:59:42.469
4 -		29.455	101.8	23.665	119.6	34.320	104.2	1:27.440	96.99	1.612	16:01:09.909
5 -		29.442	100.7	23.692	120.9	34.122	105.5	1:27.256	97.20	1.428	16:02:37.165
6 -		28.842	102.7	23.941	117.9	34.243	104.5	1:27.026	97.46	1.198	16:04:04.191
7 -		28.815	102.9	23.659	120.9	33.828	105.6	1:26.302 (3)	98.27	0.474	16:05:30.493
8 -		30.737	100.6	24.410	116.1	IN PIT		1:31.531 P	92.66	5.703	16:07:02.024
9 -	OUTLAP	98.6	24.406	116.1	34.399	104.2	4:42.344		30.03	3:16.516	16:11:44.368
10 -		29.700	100.4	24.241	116.9	34.721	103.7	1:28.662	95.66	2.834	16:13:13.030
11 -		28.837	101.9	24.204	114.7	35.117	103.8	1:28.158	96.20	2.330	16:14:41.188
12 -		28.900	102.6	23.827	115.9	35.142	103.5	1:27.869	96.52	2.041	16:16:09.057
13 -		29.232	101.9	24.112	114.5	34.171	104.2	1:27.515	96.91	1.687	16:17:36.572
14 -		29.020	102.2	24.113	115.9	34.191	104.6	1:27.324	97.12	1.496	16:19:03.896
15 -		28.863	103.5	23.786	118.5	34.199	104.3	1:26.848	97.66	1.020	16:20:30.744
16 -		29.024	102.7	23.828	118.7	34.221	103.0	1:27.073	97.40	1.245	16:21:57.817
17 -		29.180	101.8	23.846	118.5	33.945	103.4	1:26.971	97.52	1.143	16:23:24.788
18 -		28.686	103.2	23.528	121.3	33.614	104.3	1:25.828 (1)	98.82		16:24:50.616
19 -		28.629	103.0	23.730	118.3	33.780	104.3	1:26.139 (2)	98.46	0.311	16:26:16.755

P20 3		Mark CLAYTON						Honda - SP125 / Refined Recruitment			
IDEAL LAP TIME : 1:26.369		BEST LAP TIME : 1:26.369		DIFFERENCE : 0.000							
LAP		SECTOR 1	SECTOR 2		SECTOR 3		LAP TIME	MPH	DIFF	TIME OF DAY	
1 -	OUTLAP	94.7	25.473	105.5	35.506	100.1				15:56:47.124	
2 -		29.758	98.5	24.145	116.9	35.962	97.5	1:29.865	94.38	3.496	15:58:16.989
3 -		29.584	98.8	23.903	117.9	34.718	98.1	1:28.205	96.15	1.836	15:59:45.194
4 -		29.692	96.5	24.096	114.7	35.664	99.7	1:29.452	94.81	3.083	16:01:14.646
5 -		29.590	98.2	23.979	116.7	34.499	97.5	1:28.068	96.30	1.699	16:02:42.714
6 -		29.663	96.5	24.121	114.7	34.331	99.8	1:28.115	96.25	1.746	16:04:10.829
7 -		29.641	94.2	24.340	114.7	34.634	99.7	1:28.615	95.71	2.246	16:05:39.444
8 -		29.388	98.5	23.642	116.5	34.120	98.8	1:27.150 (3)	97.32	0.781	16:07:06.594
9 -		29.140	98.6	24.084	114.9	34.420	98.9	1:27.644	96.77	1.275	16:08:34.238
10 -		29.234	99.2	23.903	113.9	34.588	98.2	1:27.725	96.68	1.356	16:10:01.963

Weather / Track : Cloudy / Dry

Thruxton

Circuit Length = 2.3560 miles

Start: 15:55 Flag 16:25 End: 16:26

MCRCB BULLETIN TK053

2015 MCE British Superbike Championship - Round 7

2015 HEL British Motostar Championship

QUALIFYING 1 - SECTOR ANALYSIS

SECTOR 1 = FL to I1, SECTOR 2 = I1 to I2, SECTOR 3 = I2 to FL, DIFF = Difference To Personal Best Lap

11 -	36.218	93.4	24.554	112.2	34.813	100.6	1:35.585	88.73	9.216	16:11:37.548
12 -	29.343	97.8	23.890	114.9	34.282	99.7	1:27.515	96.91	1.146	16:13:05.063
13 -	29.206	99.2	23.972	116.5	34.902	98.2	1:28.080	96.29	1.711	16:14:33.143
14 -	29.150	97.9	24.279	111.1	35.230	98.3	1:28.659	95.66	2.290	16:16:01.802
15 -	28.959	98.5	23.676	112.7	34.067	99.5	1:26.702 (2)	97.82	0.333	16:17:28.504
16 -	29.546	93.8	24.361	112.4	34.945	99.1	1:28.852	95.45	2.483	16:18:57.356
17 -	29.568	96.2	24.199	113.5	34.641	98.1	1:28.408	95.93	2.039	16:20:25.764
18 -	34.160	88.4	25.231	112.2	34.948	100.0	1:34.339	89.90	7.970	16:22:00.103
19 -	29.171	99.2	23.874	115.3	34.231	99.8	1:27.276	97.18	0.907	16:23:27.379
20 -	28.889	100.0	23.559	115.3	33.921	100.3	1:26.369 (1)	98.20		16:24:53.748
21 -	31.319	90.6	25.992	107.8	35.341	98.9	1:32.652	91.54	6.283	16:26:26.400

P21 34	Liam DELVES			Honda - Crucials Sauce / Banks Racing						
IDEAL LAP TIME : 1:26.323		BEST LAP TIME : 1:26.480			DIFFERENCE : 0.157					

LAP	SECTOR 1	SECTOR 2	SECTOR 3	LAP TIME	MPH	DIFF	TIME OF DAY			
1 -	OUTLAP	93.5	25.552	115.5	35.856	100.1	15:56:44.395			
2 -	30.230	97.1	24.104	115.5	35.592	99.8	1:29.926	94.31	3.446	15:58:14.321
3 -	29.593	97.5	23.881	114.7	34.553	99.7	1:28.027	96.35	1.547	15:59:42.348
4 -	29.190	98.5	23.851	113.7	34.343	100.3	1:27.384	97.06	0.904	16:01:09.732
5 -	29.417	95.0	24.319	117.9	34.880	97.9	1:28.616	95.71	2.136	16:02:38.348
6 -	29.394	96.4	23.313	118.3	34.915	101.0	1:27.622	96.79	1.142	16:04:05.970
7 -	29.237	98.5	23.929	116.3	34.128	100.6	1:27.294	97.16	0.814	16:05:33.264
8 -	28.990	97.1	23.419	115.3	34.746	99.8	1:27.155	97.31	0.675	16:07:00.419
9 -	29.038	96.9	23.844	112.2	34.578	100.7	1:27.460	96.97	0.980	16:08:27.879
10 -	28.988	96.6	23.716	112.7	34.404	100.7	1:27.108	97.36	0.628	16:09:54.987
11 -	28.994	97.9	23.805	112.9	34.485	100.4	1:27.284	97.17	0.804	16:11:22.271
12 -	29.068	97.2	23.746	112.7	34.611	100.0	1:27.425	97.01	0.945	16:12:49.696
13 -	28.882	98.6	23.439	115.5	34.159	101.3	1:26.480 (1)	98.07		16:14:16.176
14 -	29.235	97.5	24.025	112.7	IN PIT		1:27.119 P	97.35	0.639	16:15:43.295
15 -	OUTLAP	96.2	24.157	116.9	34.583	100.6	2:45.940	51.11	1:19.460	16:18:29.235
16 -	29.068	98.3	23.598	115.1	34.378	101.5	1:27.044 (3)	97.44	0.564	16:19:56.279
17 -	29.063	99.2	23.571	113.3	34.414	101.5	1:27.048	97.43	0.568	16:21:23.327
18 -	29.024	98.8	23.552	113.3	34.697	100.9	1:27.273	97.18	0.793	16:22:50.600
19 -	29.127	98.5	23.462	113.9	34.476	100.7	1:27.065	97.41	0.585	16:24:17.665
20 -	28.961	98.3	23.377	115.1	34.573	101.0	1:26.911 (2)	97.58	0.431	16:25:44.576

P22 87	Jamie EDWARDS			Nykos - Kinpac Racing						
IDEAL LAP TIME : 1:27.171		BEST LAP TIME : 1:27.171			DIFFERENCE : 0.000					

LAP	SECTOR 1	SECTOR 2	SECTOR 3	LAP TIME	MPH	DIFF	TIME OF DAY			
1 -		96.5	25.017	117.1	35.155	99.5	15:56:40.976			
2 -	30.133	99.2	23.998	118.5	34.517	98.6	1:28.648	95.67	1.477	15:58:09.624
3 -	29.892	99.7	23.645	120.0	34.264	98.9	1:27.801	96.60	0.630	15:59:37.425
4 -	29.762	100.3	23.626	116.9	34.461	99.7	1:27.849	96.54	0.678	16:01:05.274
5 -	29.943	99.5	23.729	116.7	34.497	99.1	1:28.169	96.19	0.998	16:02:33.443
6 -	29.789	99.8	23.606	117.3	34.346	100.0	1:27.741	96.66	0.570	16:04:01.184
7 -	29.525	100.0	23.534	117.7	34.112	99.5	1:27.171 (1)	97.29		16:05:28.355
8 -	29.698	99.7	23.657	117.7	34.231	98.8	1:27.586 (3)	96.83	0.415	16:06:55.941
9 -	29.845	101.3	24.208	113.7	IN PIT		1:27.470 P	96.96	0.299	16:08:23.411
10 -	OUTLAP	81.7	25.305	114.9	34.888	98.2	7:27.388	18.95	6:00.217	16:15:50.799
11 -	29.778	99.5	23.844	114.5	34.528	98.1	1:28.150	96.21	0.979	16:17:18.949
12 -	29.793	99.4	23.794	115.7	34.147	98.5	1:27.734	96.67	0.563	16:18:46.683
13 -	29.660	98.8	23.651	116.1	34.417	98.2	1:27.728	96.68	0.557	16:20:14.411
14 -	29.594	99.4	23.626	117.1	34.325	97.8	1:27.545 (2)	96.88	0.374	16:21:41.956
15 -	29.663	99.5	23.582	116.3	34.384	98.8	1:27.629	96.79	0.458	16:23:09.585
16 -	36.180	87.7	25.043	113.3	34.637	98.8	1:35.860	88.47	8.689	16:24:45.445
17 -	29.579	99.7	23.673	114.1	34.766	99.1	1:28.018	96.36	0.847	16:26:13.463

P23 70	Ryan LONGSHAW			Honda - RCD Motorsport						
IDEAL LAP TIME : 1:26.928		BEST LAP TIME : 1:27.253			DIFFERENCE : 0.325					

LAP	SECTOR 1	SECTOR 2	SECTOR 3	LAP TIME	MPH	DIFF	TIME OF DAY			
1 -	OUTLAP	96.1	26.323	111.6	37.590	97.5	15:57:47.487			
2 -	30.213	97.9	25.128	115.3	35.374	98.9	1:30.715	93.49	3.462	15:59:18.202

Thruxton
Circuit Length = 2.3560 miles
Start: 15:55 Flag 16:25 End: 16:26

Weather / Track : Cloudy / Dry

MCRCB BULLETIN TK053

2015 MCE British Superbike Championship - Round 7

2015 HEL British Motostar Championship

QUALIFYING 1 - SECTOR ANALYSIS

SECTOR 1 = FL to I1, SECTOR 2 = I1 to I2, SECTOR 3 = I2 to FL, DIFF = Difference To Personal Best Lap

3 -	30.006	97.8	25.018	113.3	35.415	97.8	1:30.439	93.78	3.186	16:00:48.641	
4 -	29.651	99.2	24.437	113.1	34.945	98.2	1:29.033	95.26	1.780	16:02:17.674	
5 -	29.571	98.1	24.350	118.3	IN PIT		1:27.395	P	97.04	0.142	16:03:45.069
6 -	OUTLAP	97.6	25.122	110.3	36.063	94.2	7:11.239	19.66	5:43.986		16:10:56.308
7 -	29.826	98.1	24.853	107.5	35.022	98.3	1:29.701	94.55	2.448	16:12:26.009	
8 -	29.450	98.3	24.394	114.5	34.835	98.5	1:28.679	95.64	1.426	16:13:54.688	
9 -	29.595	97.8	24.854	113.1	34.465	100.0	1:28.914	95.39	1.661	16:15:23.602	
10 -	28.899	99.2	24.499	111.6	35.060	99.1	1:28.458	95.88	1.205	16:16:52.060	
11 -	30.175	97.9	24.937	109.8	34.641	97.9	1:29.753	94.49	2.500	16:18:21.813	
12 -	29.370	98.8	24.660	111.4	34.549	100.0	1:28.579	95.75	1.326	16:19:50.392	
13 -	29.136	101.6	24.137	116.3	34.347	101.0	1:27.620	(3)	96.79	0.367	16:21:18.012
14 -	28.570	102.1	24.145	113.5	34.538	99.8	1:27.253	(1)	97.20		16:22:45.265
15 -	28.783	102.2	24.191	112.4	34.668	98.8	1:27.642		96.77	0.389	16:24:12.907
16 -	28.713	101.3	24.011	112.4	34.661	99.5	1:27.385	(2)	97.06	0.132	16:25:40.292

P24	13	M3	Sam BURMAN				Honda - WNT / Burman Racing				
IDEAL LAP TIME : 1:27.401			BEST LAP TIME : 1:27.435			DIFFERENCE : 0.034					

LAP	SECTOR 1	SECTOR 2	SECTOR 3	LAP TIME	MPH	DIFF	TIME OF DAY				
1 -	OUTLAP	99.1	25.187	116.1	35.695	100.1					15:56:40.008
2 -	30.097	102.1	23.996	117.9	35.017	100.6	1:29.110	95.18	1.675		15:58:09.118
3 -	29.643	100.9	23.910	118.5	35.215	101.2	1:28.768	95.54	1.333		15:59:37.886
4 -	29.781	99.8	23.995	116.5	34.912	100.9	1:28.688	95.63	1.253		16:01:06.574
5 -	29.897	99.2	24.309	116.1	36.727	89.9	1:30.933	93.27	3.498		16:02:37.507
6 -	31.169	99.4	24.270	115.5	34.769	101.0	1:30.208	94.02	2.773		16:04:07.715
7 -	29.828	100.6	23.812	117.7	34.472	100.9	1:28.112	96.25	0.677		16:05:35.827
8 -	29.885	99.8	23.896	117.5	34.813	100.4	1:28.594	95.73	1.159		16:07:04.421
9 -	29.785	101.2	23.891	115.5	35.134	100.4	1:28.810	95.50	1.375		16:08:33.231
10 -	29.868	99.5	24.226	113.7	IN PIT		1:28.430	P	95.91	0.995	16:10:01.661
11 -	OUTLAP	97.9	24.660	115.3	35.320	100.0	2:45.952	51.10	1:18.517		16:12:47.613
12 -	29.706	100.1	23.778	116.3	35.611	98.6	1:29.095	95.19	1.660		16:14:16.708
13 -	29.473	100.0	23.868	117.7	35.246	99.2	1:28.587	95.74	1.152		16:15:45.295
14 -	29.335	100.3	23.777	115.3	34.968	101.6	1:28.080	(3)	96.29	0.645	16:17:13.375
15 -	29.539	101.0	23.923	114.7	34.998	101.3	1:28.460	95.88	1.025		16:18:41.835
16 -	30.105	94.5	25.519	113.9	35.342	100.4	1:30.966	93.23	3.531		16:20:12.801
17 -	29.307	101.8	23.648	116.3	34.623	100.7	1:27.578	(2)	96.84	0.143	16:21:40.379
18 -	29.316	102.1	23.622	116.9	34.497	101.0	1:27.435	(1)	97.00		16:23:07.814
19 -	29.511	101.3	24.054	113.9	35.372	100.9	1:28.937	95.36	1.502		16:24:36.751
20 -	29.929	100.3	24.292	115.3	36.430	96.5	1:30.651	93.56	3.216		16:26:07.402

P25	24	Tasia RODINK				Honda - Promemo Racing				
IDEAL LAP TIME : 1:27.543			BEST LAP TIME : 1:27.735			DIFFERENCE : 0.192				

LAP	SECTOR 1	SECTOR 2	SECTOR 3	LAP TIME	MPH	DIFF	TIME OF DAY				
1 -		95.3	26.045	114.3	35.055	100.6					15:56:42.252
2 -	29.900	98.8	24.747	116.5	34.861	98.8	1:29.508	94.75	1.773		15:58:11.760
3 -	29.454	100.0	24.485	116.7	34.564	99.5	1:28.503	95.83	0.768		15:59:40.263
4 -	38.809	88.3	28.506	111.2	IN PIT		1:43.157	P	82.22	15.422	16:01:23.420
5 -	OUTLAP	93.8	25.720	113.3	34.936	99.2	3:26.092	41.15	1:58.357		16:04:49.512
6 -	29.716	97.6	24.880	115.9	34.757	100.4	1:29.353	94.92	1.618		16:06:18.865
7 -	29.576	98.5	24.530	115.1	IN PIT		1:28.340	P	96.01	0.605	16:07:47.205
8 -	OUTLAP	95.4	25.202	113.9	35.455	98.5	5:16.983	26.75	3:49.248		16:13:04.188
9 -	29.534	98.3	24.398	114.7	35.375	99.7	1:29.307	94.97	1.572		16:14:33.495
10 -	29.387	97.9	24.374	112.9	35.003	100.4	1:28.764	95.55	1.029		16:16:02.259
11 -	29.178	98.1	24.494	114.3	34.463	100.3	1:28.135	96.23	0.400		16:17:30.394
12 -	29.248	99.4	24.067	114.1	34.420	100.7	1:27.735	(1)	96.67		16:18:58.129
13 -	29.279	98.8	24.096	114.5	34.664	101.2	1:28.039	(3)	96.33	0.304	16:20:26.168
14 -	29.412	98.6	23.984	115.3	34.676	100.3	1:28.072	96.30	0.337		16:21:54.240
15 -	29.588	98.8	25.138	113.7	35.853	99.8	1:30.579	93.63	2.844		16:23:24.819
16 -	29.811	99.8	24.025	115.9	34.451	100.7	1:28.287	96.06	0.552		16:24:53.106
17 -	29.271	100.0	23.945	115.9	34.748	100.3	1:27.964	(2)	96.42	0.229	16:26:21.070

Weather / Track : Cloudy / Dry

Thruxton
 Circuit Length = 2.3560 miles
 Start: 15:55 Flag 16:25 End: 16:26

MCRCB BULLETIN TK053

2015 MCE British Superbike Championship - Round 7

2015 HEL British Motostar Championship

QUALIFYING 1 - SECTOR ANALYSIS

SECTOR 1 = FL to I1, SECTOR 2 = I1 to I2, SECTOR 3 = I2 to FL, DIFF = Difference To Personal Best Lap

P26		8 M3		TJ TOMS		Repli-Cast Moto 3 - Repli-Cast - Armstrong				
IDEAL LAP TIME : 1:27.439		BEST LAP TIME : 1:27.995		DIFFERENCE : 0.556						
LAP	SECTOR 1	SECTOR 2	SECTOR 3	LAP TIME	MPH	DIFF	TIME OF DAY			
1 -		97.9	25.416	114.5	35.576	100.9		15:56:39.553		
2 -	29.761	100.6	24.096	117.9	34.869	101.3	1:28.726	95.59	0.731	15:58:08.279
3 -	29.506	100.0	24.326	119.6	34.718	100.1	1:28.550	95.78	0.555	15:59:36.829
4 -	29.723	99.2	24.475	115.5	34.909	101.5	1:29.107	95.18	1.112	16:01:05.936
5 -	29.958	100.3	24.248	116.7	36.626	97.2	1:30.832	93.37	2.837	16:02:36.768
6 -	30.077	98.9	24.054	118.1	34.557	101.3	1:28.688	95.63	0.693	16:04:05.456
7 -	29.499	99.2	23.782	118.7	34.714	100.4	1:27.995 (1)	96.38		16:05:33.451
8 -	29.418	99.5	23.905	118.7	35.377	100.6	1:28.700	95.62	0.705	16:07:02.151
9 -	29.100	99.7	24.181	116.1	34.854	100.9	1:28.135 (2)	96.23	0.140	16:08:30.286
10 -	29.318	99.4	24.134	115.3	35.039	99.4	1:28.491	95.84	0.496	16:09:58.777
11 -	29.513	99.8	24.151	114.9	35.224	100.6	1:28.888	95.41	0.893	16:11:27.665
12 -	29.319	100.0	24.153	114.7	35.096	100.7	1:28.568	95.76	0.573	16:12:56.233
13 -	29.218	100.0	23.887	117.1	35.041	100.9	1:28.146 (3)	96.22	0.151	16:14:24.379
14 -	29.337	98.9	24.222	116.1	35.455	101.0	1:29.014	95.28	1.019	16:15:53.393
15 -	29.404	100.3	23.922	114.7	34.952	100.3	1:28.278	96.07	0.283	16:17:21.671
16 -	29.140	100.4	24.236	114.1	35.122	100.4	1:28.498	95.83	0.503	16:18:50.169
17 -	29.312	100.3	23.940	115.3	35.487	101.0	1:28.739	95.57	0.744	16:20:18.908
18 -	29.349	100.0	23.900	115.5	35.360	100.1	1:28.609	95.71	0.614	16:21:47.517
19 -	29.244	100.7	24.086	114.7	35.402	100.3	1:28.732	95.58	0.737	16:23:16.249
20 -	29.544	99.5	24.104	113.9	35.128	101.6	1:28.776	95.53	0.781	16:24:45.025
21 -	29.486	100.0	24.082	116.3	35.314	101.9	1:28.882	95.42	0.887	16:26:13.907

P27		17		Wesley JONKER		Luyten Honda - Racing Family				
IDEAL LAP TIME : 1:27.626		BEST LAP TIME : 1:28.135		DIFFERENCE : 0.509						
LAP	SECTOR 1	SECTOR 2	SECTOR 3	LAP TIME	MPH	DIFF	TIME OF DAY			
1 -	OUTLAP	93.4	25.795	113.3	36.321	99.1		15:56:44.717		
2 -	30.436	98.5	23.931	116.5	37.360	94.5	1:31.727	92.46	3.592	15:58:16.444
3 -	29.681	97.9	24.207	116.1	35.433	98.8	1:29.321	94.95	1.186	15:59:45.765
4 -	29.644	96.4	23.944	116.7	34.888	98.8	1:28.476	95.86	0.341	16:01:14.241
5 -	29.621	99.1	24.188	114.1	IN PIT		1:28.278 P	96.07	0.143	16:02:42.519
6 -	OUTLAP	96.2	24.933	113.9	35.592	99.1	2:29.748	56.63	1:01.613	16:05:12.267
7 -	30.789	97.8	24.833	113.1	35.298	99.2	1:30.920	93.28	2.785	16:06:43.187
8 -	30.089	97.5	24.516	113.9	34.624	100.3	1:29.229	95.05	1.094	16:08:12.416
9 -	29.636	97.9	24.252	113.9	34.709	98.6	1:28.597	95.73	0.462	16:09:41.013
10 -	29.561	97.2	24.517	112.4	35.137	99.2	1:29.215	95.06	1.080	16:11:10.228
11 -	29.353	98.1	23.961	114.1	35.030	100.1	1:28.344 (3)	96.00	0.209	16:12:38.572
12 -	29.394	98.9	23.940	115.3	IN PIT		1:27.487 P	96.94		16:14:06.059
13 -	OUTLAP	96.2	25.682	104.6	35.883	98.5	3:05.756	45.65	1:37.621	16:17:11.815
14 -	30.070	96.9	24.484	112.4	34.901	99.2	1:29.455	94.81	1.320	16:18:41.270
15 -	29.620	97.9	24.605	113.1	34.867	99.7	1:29.092	95.20	0.957	16:20:10.362
16 -	29.435	98.9	24.450	112.7	34.678	99.7	1:28.563	95.76	0.428	16:21:38.925
17 -	29.311	99.7	24.046	114.3	34.957	99.1	1:28.314 (2)	96.03	0.179	16:23:07.239
18 -	29.427	98.9	24.572	112.5	35.046	99.4	1:29.045	95.25	0.910	16:24:36.284
19 -	29.172	99.5	23.830	113.5	35.133	98.1	1:28.135 (1)	96.23		16:26:04.419

P28		11		Stephen CAMPBELL		Honda - Campbell Racing				
IDEAL LAP TIME : 1:27.806		BEST LAP TIME : 1:28.407		DIFFERENCE : 0.601						
LAP	SECTOR 1	SECTOR 2	SECTOR 3	LAP TIME	MPH	DIFF	TIME OF DAY			
1 -	OUTLAP	96.0	25.205	115.5	36.272	96.9		15:56:45.240		
2 -	30.536	98.6	25.032	108.2	IN PIT		1:32.618 P	91.57	4.211	15:58:17.858
3 -	OUTLAP	93.3	25.895	103.2	36.768	93.9	5:38.817	25.03	4:10.410	16:03:56.675
4 -	30.184	96.4	24.572	112.2	35.113	95.3	1:29.869	94.37	1.462	16:05:26.544
5 -	29.818	96.6	24.164	113.9	35.255	96.1	1:29.237	95.04	0.830	16:06:55.781
6 -	30.312	100.1	24.303	111.6	35.195	96.9	1:29.810	94.43	1.403	16:08:25.591
7 -	29.527	96.1	24.059	112.9	35.078	96.1	1:28.664 (2)	95.66	0.257	16:09:54.255
8 -	29.630	95.7	24.112	113.9	35.689	93.5	1:29.431	94.83	1.024	16:11:23.686
9 -	29.929	95.1	24.035	112.7	35.035	97.1	1:28.999	95.30	0.592	16:12:52.685
10 -	29.420	97.8	23.963	113.7	35.831	96.1	1:29.214	95.07	0.807	16:14:21.899

Weather / Track : Cloudy / Dry

Thruxton
Circuit Length = 2.3560 miles
Start: 15:55 Flag 16:25 End: 16:26

MCRCB BULLETIN TK053

2015 MCE British Superbike Championship - Round 7

2015 HEL British Motostar Championship

QUALIFYING 1 - SECTOR ANALYSIS

SECTOR 1 = FL to I1, SECTOR 2 = I1 to I2, SECTOR 3 = I2 to FL, DIFF = Difference To Personal Best Lap

11 -	29.661	95.7	24.805	111.8	36.863	96.5	1:31.329	92.86	2.922	16:15:53.228
12 -	29.915	97.9	23.840	113.7	38.035	94.9	1:31.790	92.40	3.383	16:17:25.018
13 -	29.631	96.5	23.917	112.5	35.362	95.5	1:28.910 (3)	95.39	0.503	16:18:53.928
14 -	29.656	97.8	23.938	112.4	35.533	96.0	1:29.127	95.16	0.720	16:20:23.055
15 -	29.386	96.8	24.136	110.5	35.429	96.8	1:28.951	95.35	0.544	16:21:52.006
16 -	30.052	96.0	23.774	112.7	35.327	96.0	1:29.153	95.13	0.746	16:23:21.159
17 -	29.314	97.5	23.965	112.2	35.128	96.8	1:28.407 (1)	95.93		16:24:49.566
18 -	31.676	95.8	23.960	112.9	34.718	96.2	1:30.354	93.87	1.947	16:26:19.920

P29	97 M3	Adam MOORE					Honda - Cresswell Racing				
IDEAL LAP TIME : 1:29.588			BEST LAP TIME : 1:29.881			DIFFERENCE : 0.293					
LAP	SECTOR 1	SECTOR 2		SECTOR 3		LAP TIME	MPH	DIFF	TIME OF DAY		
1 -	OUTLAP	92.9	27.114	110.7	40.344	94.5			16:07:50.039		
2 -	31.950	94.6	26.990	107.0	38.132	95.3	1:37.072	87.37	7.191	16:09:27.111	
3 -	32.202	94.7	25.624	108.7	36.957	95.8	1:34.783	89.48	4.902	16:11:01.894	
4 -	33.994	93.7	25.353	111.2	IN PIT		1:34.930 P	89.34	5.049	16:12:36.824	
5 -	OUTLAP	94.6	25.796	110.1	36.291	96.0	2:26.342	57.95	56.461	16:15:03.166	
6 -	30.853	95.5	24.723	109.6	35.740	95.3	1:31.316 (3)	92.88	1.435	16:16:34.482	
7 -	30.754	96.6	25.303	109.6	36.751	96.0	1:32.808	91.38	2.927	16:18:07.290	
8 -	30.813	96.0	24.548	112.7	35.313	96.9	1:30.674 (2)	93.53	0.793	16:19:37.964	
9 -	30.337	97.1	25.193	108.7	37.378	93.3	1:32.908	91.29	3.027	16:21:10.872	
10 -	30.409	97.8	24.796	110.3	36.767	94.7	1:31.972	92.21	2.091	16:22:42.844	
11 -	30.941	96.0	24.883	112.9	35.567	96.4	1:31.391	92.80	1.510	16:24:14.235	
12 -	29.811	99.2	24.464	112.5	35.606	96.4	1:29.881 (1)	94.36		16:25:44.116	

P30	5	Edgar MACHADO					KTM - Cresswell Racing				
IDEAL LAP TIME : 1:37.518			BEST LAP TIME : 1:37.920			DIFFERENCE : 0.402					
LAP	SECTOR 1	SECTOR 2		SECTOR 3		LAP TIME	MPH	DIFF	TIME OF DAY		
1 -	OUTLAP	92.6	30.058	104.6	40.051	95.7			15:57:06.503		
2 -	33.930	94.6	28.053	106.6	39.962	96.2	1:41.945	83.19	4.025	15:58:48.448	
3 -	33.656	93.9	27.768	108.4	38.848	98.1	1:40.272 (3)	84.58	2.352	16:00:28.720	
4 -	34.597	84.5	28.278	107.3	38.436	98.2	1:41.311	83.71	3.391	16:02:10.031	
5 -	32.574	96.5	27.570	105.6	IN PIT		1:41.527 P	83.54	3.607	16:03:51.558	
6 -	OUTLAP	93.8	27.896	105.0	39.418	96.2	6:43.588	21.01	5:05.668	16:10:35.146	
7 -	32.534	94.7	27.033	107.2	38.917	97.2	1:38.484 (2)	86.12	0.564	16:12:13.630	
8 -	32.130	97.1	26.952	108.4	38.838	97.6	1:37.920 (1)	86.61		16:13:51.550	
9 -	33.814	92.4	27.851	107.0	40.323	89.9	1:41.988	83.16	4.068	16:15:33.538	
10 -	32.443	95.3	27.584	104.3	42.258	96.8	1:42.285	82.92	4.365	16:17:15.823	
11 -	32.285	96.0	27.322	105.8	IN PIT		1:41.376 P	83.66	3.456	16:18:57.199	

P31	7	Jamie ASHBY					Honda - SP125 / JPA Racing				
IDEAL LAP TIME :			BEST LAP TIME :			DIFFERENCE :					
LAP	SECTOR 1	SECTOR 2		SECTOR 3		LAP TIME	MPH	DIFF	TIME OF DAY		
1 -	95.4	25.497	112.4	36.378	95.0				15:56:43.718		

Weather / Track : Cloudy / Dry

Thruxton
Circuit Length = 2.3560 miles
Start: 15:55 Flag 16:25 End: 16:26

MCRCB BULLETIN TK054**2015 MCE British Superbike Championship - Round 7****2015 HEL British Motostar Championship****QUALIFYING 1 - BEST SPEEDS**

POS	INTERMEDIATE 1			INTERMEDIATE 2			FINISH LINE		
	NO	NAME	MPH	NO	NAME	MPH	NO	NAME	MPH
1	6	TAYLOR	108.5	95	DEROUE	127.0	95	DEROUE	108.5
2	95	DEROUE	108.4	27	POLDEN	126.8	6	TAYLOR	108.2
3	27	POLDEN	106.8	6	TAYLOR	125.6	27	POLDEN	108.2
4	47	ARCHER	106.6	26	SAEZ	124.0	47	ARCHER	107.5
5	77	PERSSON	106.6	77	PERSSON	124.0	77	PERSSON	107.3
6	26	SAEZ	106.5	47	ARCHER	122.6	26	SAEZ	105.8
7	86	NESBITT	104.8	86	NESBITT	122.6	72	HORSMAN	105.6
8	2	THOMAS	104.0	2	THOMAS	122.4	86	NESBITT	105.6
9	44	BEST	103.8	44	BEST	122.2	52	BOERBOOM	104.8
10	52	BOERBOOM	103.8	52	BOERBOOM	122.2	42	SLOOTEN	104.0
11	1	RENDELL	103.7	72	HORSMAN	122.2	1	RENDELL	103.5
12	21	KERR	103.7	16	SAWFORD	121.3	35	LODGE	103.4
13	72	HORSMAN	103.5	1	RENDELL	120.4	44	BEST	103.2
14	62	VAN DER VALK	103.4	21	KERR	120.4	2	THOMAS	103.0
15	25	BROUWERS	102.6	35	LODGE	120.4	25	BROUWERS	102.6
16	35	LODGE	102.4	87	EDWARDS	120.0	62	VAN DER VALK	102.4
17	70	LONGSHAW	102.2	8	TOMS	119.6	21	KERR	102.1
18	13	BURMAN	102.1	42	SLOOTEN	119.6	8	TOMS	101.9
19	42	SLOOTEN	101.6	62	VAN DER VALK	119.4	16	SAWFORD	101.8
20	65	OWENS	101.5	13	BURMAN	118.5	13	BURMAN	101.6
21	16	SAWFORD	101.3	34	DELVES	118.3	34	DELVES	101.5
22	87	EDWARDS	101.3	70	LONGSHAW	118.3	24	RODINK	101.2
23	8	TOMS	100.7	25	BROUWERS	118.1	70	LONGSHAW	101.0
24	11	CAMPBELL	100.1	3	CLAYTON	117.9	3	CLAYTON	100.6
25	3	CLAYTON	100.0	65	OWENS	117.3	65	OWENS	100.6
26	24	RODINK	100.0	17	JONKER	116.7	17	JONKER	100.3
27	17	JONKER	99.7	24	RODINK	116.7	87	EDWARDS	100.0
28	34	DELVES	99.2	11	CAMPBELL	115.5	5	MACHADO	98.2
29	97	MOORE	99.2	97	MOORE	112.9	11	CAMPBELL	97.1
30	5	MACHADO	97.1	7	ASHBY	112.4	97	MOORE	96.9
31	7	ASHBY	95.4	5	MACHADO	108.4	7	ASHBY	95.0

Weather / Track : Cloudy / Dry

Results can be found at www.tsl-timing.comThrupton
Circuit Length = 2.3560 miles
Start: 15:55 Flag 16:25 End: 16:26

Printed - 16:30 Friday, 31 July 2015

MCRCB BULLETIN TK055

2015 MCE British Superbike Championship - Round 7

2015 HEL British Motostar Championship

QUALIFYING 1 - BEST SECTORS

SECTOR 1			SECTOR 2			SECTOR 3			IDEAL / BEST COMPARISON						
POS	NO	NAME	TIME	NO	NAME	TIME	NO	NAME	TIME	POS	NO	NAME	IDEAL	BEST	DIFF
													PERFECT LAP	1:20.649	
1	86	NESBITT	27.223	6	TAYLOR	22.083	95	DEROUE	31.343	1	95	DEROUE	1:20.810	1:20.923	0.113
2	95	DEROUE	27.304	95	DEROUE	22.163	6	TAYLOR	31.680	2	6	TAYLOR	1:21.129	1:21.158	0.029
3	6	TAYLOR	27.366	27	POLDEN	22.214	86	NESBITT	31.874	3	86	NESBITT	1:21.381	1:21.632	0.251
4	26	SAEZ	27.436	86	NESBITT	22.284	1	RENDELL	32.013	4	1	RENDELL	1:21.809	1:21.899	0.090
5	1	RENDELL	27.438	47	ARCHER	22.312	26	SAEZ	32.171	5	26	SAEZ	1:22.099	1:22.343	0.244
6	65	OWENS	27.598	1	RENDELL	22.358	47	ARCHER	32.196	6	47	ARCHER	1:22.209	1:22.441	0.232
7	47	ARCHER	27.701	65	OWENS	22.481	27	POLDEN	32.602	7	27	POLDEN	1:22.771	1:23.026	0.255
8	25	BROUWERS	27.844	26	SAEZ	22.492	2	THOMAS	32.801	8	65	OWENS	1:23.014	1:23.014	0.000
9	62	VAN DER VALK	27.924	35	LODGE	22.634	25	BROUWERS	32.881	9	25	BROUWERS	1:23.495	1:23.513	0.018
10	27	POLDEN	27.955	25	BROUWERS	22.770	65	OWENS	32.935	10	35	LODGE	1:23.719	1:24.062	0.343
11	44	BEST	28.069	21	KERR	22.866	77	PERSSON	32.944	11	44	BEST	1:23.946	1:24.436	0.490
12	35	LODGE	28.091	44	BEST	22.892	42	SLOOTEN	32.985	12	62	VAN DER VALK	1:23.981	1:24.264	0.283
13	21	KERR	28.160	62	VAN DER VALK	22.898	44	BEST	32.985	13	2	THOMAS	1:24.026	1:24.275	0.249
14	2	THOMAS	28.240	16	SAWFORD	22.929	35	LODGE	32.994	14	77	PERSSON	1:24.348	1:24.739	0.391
15	77	PERSSON	28.399	2	THOMAS	22.985	62	VAN DER VALK	33.159	15	21	KERR	1:24.449	1:24.655	0.206
16	42	SLOOTEN	28.483	42	SLOOTEN	23.004	21	KERR	33.423	16	42	SLOOTEN	1:24.472	1:24.600	0.128
17	70	LONGSHAW	28.570	77	PERSSON	23.005	52	BOERBOOM	33.471	17	16	SAWFORD	1:25.340	1:25.680	0.340
18	72	HORSMAN	28.629	34	DELVES	23.313	72	HORSMAN	33.614	18	52	BOERBOOM	1:25.664	1:25.664	0.000
19	16	SAWFORD	28.703	52	BOERBOOM	23.397	16	SAWFORD	33.708	19	72	HORSMAN	1:25.771	1:25.828	0.057
20	52	BOERBOOM	28.796	72	HORSMAN	23.528	3	CLAYTON	33.921	20	34	DELVES	1:26.323	1:26.480	0.157
21	34	DELVES	28.882	87	EDWARDS	23.534	87	EDWARDS	34.112	21	3	CLAYTON	1:26.369	1:26.369	0.000
22	3	CLAYTON	28.889	3	CLAYTON	23.559	34	DELVES	34.128	22	70	LONGSHAW	1:26.928	1:27.253	0.325
23	8	TOMS	29.100	13	BURMAN	23.622	70	LONGSHAW	34.347	23	87	EDWARDS	1:27.171	1:27.171	0.000
24	17	JONKER	29.172	11	CAMPBELL	23.774	24	RODINK	34.420	24	13	BURMAN	1:27.401	1:27.435	0.034
25	24	RODINK	29.178	8	TOMS	23.782	13	BURMAN	34.472	25	8	TOMS	1:27.439	1:27.995	0.556
26	13	BURMAN	29.307	17	JONKER	23.830	8	TOMS	34.557	26	24	RODINK	1:27.543	1:27.735	0.192
27	11	CAMPBELL	29.314	24	RODINK	23.945	17	JONKER	34.624	27	17	JONKER	1:27.626	1:28.135	0.509
28	87	EDWARDS	29.525	70	LONGSHAW	24.011	11	CAMPBELL	34.718	28	11	CAMPBELL	1:27.806	1:28.407	0.601
29	97	MOORE	29.811	97	MOORE	24.464	97	MOORE	35.313	29	97	MOORE	1:29.588	1:29.881	0.293
30	5	MACHADO	32.130	7	ASHBY	25.497	7	ASHBY	36.378	30	5	MACHADO	1:37.518	1:37.920	0.402
31				5	MACHADO	26.952	5	MACHADO	38.436	31	7	ASHBY			

Weather / Track : Cloudy / Dry

Results can be found at www.tsl-timing.com

Thruxton

Circuit Length = 2.3560 miles

Start: 15:55 Flag 16:25 End: 16:26

Printed - 16:30 Friday, 31 July 2015

MCRCB BULLETIN TK056

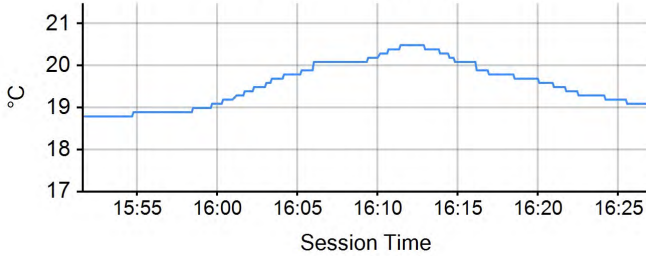
2015 MCE British Superbike Championship - Round 7

2015 HEL British Motostar Championship

QUALIFYING 1 - WEATHER CONDITIONS

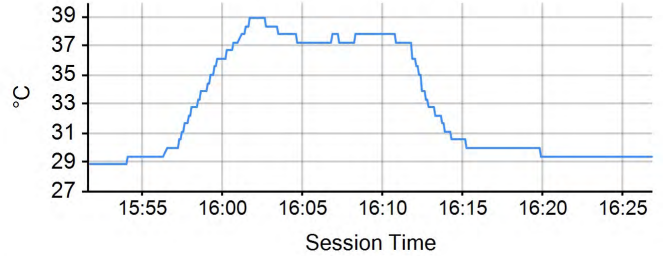
Air Temperature

Min: 18.8°C Max: 20.5°C



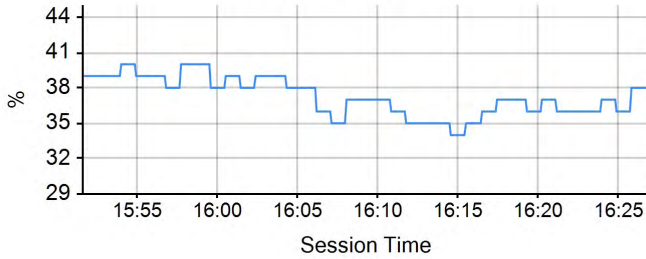
Track Temperature

Min: 28.9°C Max: 38.9°C



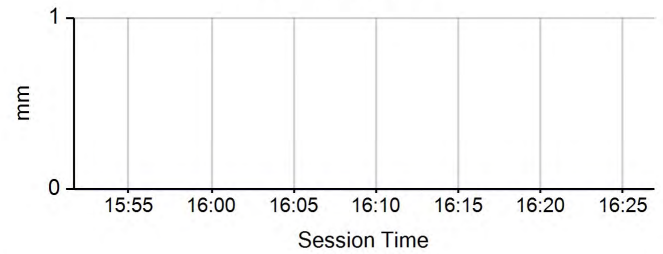
Humidity

Min: 34% Max: 40%



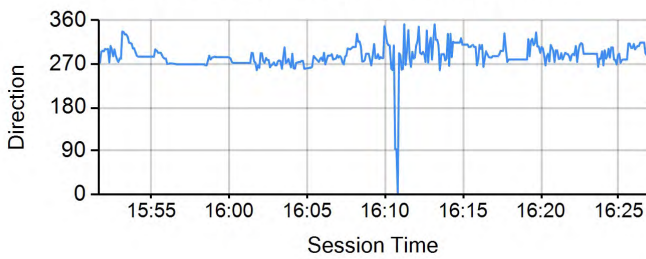
Daily Rainfall

Min: 0mm Max: 0mm



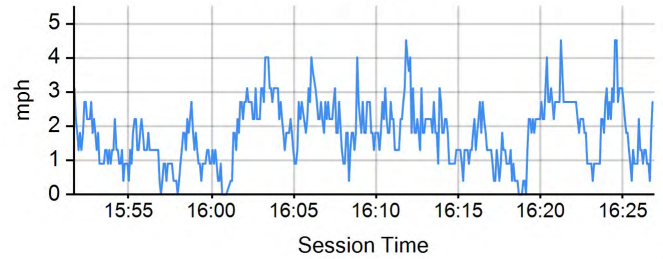
Wind Direction

North = 0/360, East = 90, South = 180, West = 270



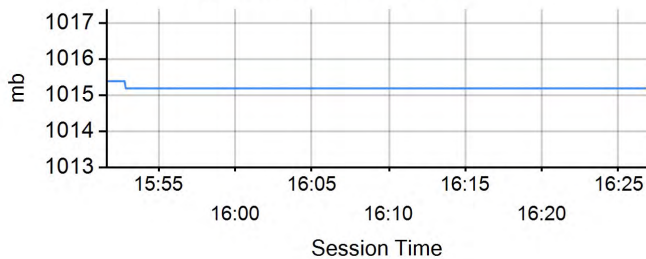
Wind Speed

Min: 0mph Max: 4.5mph



Barometric Pressure

Min: 1015.2mb Max: 1015.4mb



Weather / Track : Cloudy / Dry

Results can be found at www.tsl-timing.com

Thruxton
Circuit Length = 2.3560 miles
Start: 15:55 Flag 16:25 End: 16:26

Printed - 16:30 Friday, 31 July 2015



POS	NO	CL	PIC NAME	ENTRY	FIRST		SECOND		GAP	DIFF
					TIME	LAPS	TIME	LAPS		
1	6	M3	1 Taz TAYLOR	KTM - RS Racing	1:21.158	17	1:19.983	18		
2	95	M3	2 Scott DEROUE	KTM - Redline KTM	1:20.923	20	1:20.380	16	0.397	0.397
3	86	M3	3 Charlie NESBITT	Repli-Cast Moto 3 - Repli-Cast UK	1:21.632	21	1:20.871	20	0.888	0.491
4	26	M3	4 Dani SAEZ	Repli-Cast Moto 3 - Repli-Cast - Armstrong	1:22.343	19	1:21.472	19	1.489	0.601
5	1	M3	5 Edward RENDELL	Ten Kate Honda - Banks Racing	1:21.899	13	1:22.252	19	1.916	0.427
6	47	M3	6 Jake ARCHER	Honda - RS Racing	1:22.441	19	1:22.141	19	2.158	0.242
7	52	M3	7 Jorel BOERBOOM	Kalex KTM - FPW Racing	1:25.664	3	1:22.608	20	2.625	0.467
8	65		1 Josh OWENS	Honda - JPL Racing	1:23.014	21	1:22.758	21	2.775	0.150
9	62	M3	8 Vasco VAN DER VALK	Honda - Team ILR / Vasco62.nl	1:24.264	20	1:22.976	20	2.993	0.218
10	25	M3	9 Mike BROUWERS	Honda - Joma / Brouwersracingteam	1:23.513	19	1:23.008	21	3.025	0.032
11	27	M3	10 Georgina POLDEN	KTM - RS Racing	1:23.026	19	1:23.028	17	3.043	0.018
12	44	M3	11 Edmund BEST	Honda - SymCirrus Motorsport	1:24.436	18	1:23.246	21	3.263	0.220
13	77	M3	12 Alex PERSSON	Kalex KTM - PWR / FPW Racing	1:24.739	19	1:23.449	20	3.466	0.203
14	35	M3	13 Elliot LODGE	Honda - Essential Team Racing / SP125	1:24.062	18	1:23.846	20	3.863	0.397
15	2	M3	14 Joe THOMAS	Honda - Team ILR	1:24.275	20	1:24.749	16	4.292	0.429
16	42	M3	15 Brian SLOOTEN	Honda - Bakker Frames Holland	1:24.600	20	1:24.678	20	4.617	0.325
17	21	M3	16 Richard KERR	Honda - Bob Wylie Racing	1:24.655	21	1:24.732	19	4.672	0.055
18	16		2 Andrew SAWFORD	Aprilia - St Neots Motorcycle Co Ltd	1:25.680	19	1:25.073	17	5.090	0.418
19	24		3 Tasia RODINK	Honda - Promemo Racing	1:27.735	17	1:25.278	20	5.295	0.205
20	17		4 Wesley JONKER	Luyten Honda - Racing Family	1:28.135	19	1:25.594	20	5.611	0.316
21	34		5 Liam DELVES	Honda - Crucials Sauce / Banks Racing	1:26.480	20	1:25.608	20	5.625	0.014
22	8	M3	17 TJ TOMS	Repli-Cast Moto 3 - Repli-Cast - Armstrong	1:27.995	21	1:25.663	21	5.680	0.055
23	72		6 Cameron HORSMAN	EE125 - FAB-Racing	1:25.828	19	1:26.176	9	5.845	0.165
24	11		7 Stephen CAMPBELL	Honda - Campbell Racing	1:28.407	18	1:26.084	20	6.101	0.256
25	3		8 Mark CLAYTON	Honda - SP125 / Refined Recruitment	1:26.369	21	1:26.156	19	6.173	0.072
26	87		9 Jamie EDWARDS	Nykos - Kinpac Racing	1:27.171	17	1:26.199	20	6.216	0.043
27	13	M3	18 Sam BURMAN	Honda - WNT / Burman Racing	1:27.435	20	1:26.710	21	6.727	0.511
28	70		10 Ryan LONGSHAW	Honda - RCD Motorsport	1:27.253	16		0	7.270	0.543
29	7		11 Jamie ASHBY	Honda - SP125 / JPA Racing		1	1:28.636	19	8.653	1.383
30	97*	M3	19 Adam MOORE	Honda - Cresswell Racing	1:29.881	12	1:29.455	11	9.472	0.819
31	5		12 Edgar MACHADO	KTM - Cresswell Racing	1:37.920	11	1:33.682	10	13.699	4.227

* No. 97 Exceeded pit lane speed limit - 1st offence - warning

Weather / Track : Cloudy / Dry

These results are provisional until the conclusion of any judicial and technical matters.

Thruxton

Circuit Length = 2.3560 miles

Start: 10:05 Flag 10:39 End: 10:41

Race Director :	Stewards :	Timekeeper :
-----------------	------------	--------------

Results can be found at www.britishsuperbike.com

Printed - 10:48 Saturday, 01 August 2015





POS	NO	CL	PIC NAME	ENTRY	TIME	ON	LAPS	GAP	DIFF	MPH
1	6	M3	1 Taz TAYLOR	KTM - RS Racing	1:19.983	14	18			106.04
2	95	M3	2 Scott DEROUE	KTM - Redline KTM	1:20.380	16	16	0.397	0.397	105.51
3	86	M3	3 Charlie NESBITT	Repli-Cast Moto 3 - Repli-Cast UK	1:20.871	19	20	0.888	0.491	104.87
4	26	M3	4 Dani SAEZ	Repli-Cast Moto 3 - Repli-Cast - Armstrong	1:21.472	15	19	1.489	0.601	104.10
5	47	M3	5 Jake ARCHER	Honda - RS Racing	1:22.141	19	19	2.158	0.669	103.25
6	1	M3	6 Edward RENDELL	Ten Kate Honda - Banks Racing	1:22.252	15	19	2.269	0.111	103.11
7	52	M3	7 Jorel BOERBOOM	Kalex KTM - FPW Racing	1:22.608	20	20	2.625	0.356	102.67
8	65		1 Josh OWENS	Honda - JPL Racing	1:22.758	15	21	2.775	0.150	102.48
9	62	M3	8 Vasco VAN DER VALK	Honda - Team ILR / Vasco62.nl	1:22.976	20	20	2.993	0.218	102.21
10	25	M3	9 Mike BROUWERS	Honda - Joma / Brouwersracingteam	1:23.008	20	21	3.025	0.032	102.17
11	27	M3	10 Georgina POLDEN	KTM - RS Racing	1:23.028	15	17	3.045	0.020	102.15
12	44	M3	11 Edmund BEST	Honda - SymCirrus Motorsport	1:23.246	17	21	3.263	0.218	101.88
13	77	M3	12 Alex PERSSON	Kalex KTM - PWR / FPW Racing	1:23.449	20	20	3.466	0.203	101.63
14	35	M3	13 Elliot LODGE	Honda - Essential Team Racing / SP125	1:23.846	20	20	3.863	0.397	101.15
15	42	M3	14 Brian SLOOTEN	Honda - Bakker Frames Holland	1:24.678	6	20	4.695	0.832	100.16
16	21	M3	15 Richard KERR	Honda - Bob Wylie Racing	1:24.732	19	19	4.749	0.054	100.09
17	2	M3	16 Joe THOMAS	Honda - Team ILR	1:24.749	14	16	4.766	0.017	100.07
18	16		2 Andrew SAWFORD	Aprilia - St Neots Motorcycle Co Ltd	1:25.073	8	17	5.090	0.324	99.69
19	24		3 Tasia RODINK	Honda - Promemo Racing	1:25.278	20	20	5.295	0.205	99.45
20	17		4 Wesley JONKER	Luyten Honda - Racing Family	1:25.594	20	20	5.611	0.316	99.09
21	34		5 Liam DELVES	Honda - Crucials Sauce / Banks Racing	1:25.608	20	20	5.625	0.014	99.07
22	8	M3	17 TJ TOMS	Repli-Cast Moto 3 - Repli-Cast - Armstrong	1:25.663	20	21	5.680	0.055	99.01
23	11		6 Stephen CAMPBELL	Honda - Campbell Racing	1:26.084	18	20	6.101	0.421	98.52
24	3		7 Mark CLAYTON	Honda - SP125 / Refined Recruitment	1:26.156	18	19	6.173	0.072	98.44
25	72		8 Cameron HORSMAN	EE125 - FAB-Racing	1:26.176	4	9	6.193	0.020	98.42
26	87		9 Jamie EDWARDS	Nykos - Kinpac Racing	1:26.199	16	20	6.216	0.023	98.39
27	13	M3	18 Sam BURMAN	Honda - WNT / Burman Racing	1:26.710	17	21	6.727	0.511	97.81

QUALIFYING LAPTIME (110.0% of 1:19.983) = 1:27.981

28	7		10 Jamie ASHBY	Honda - SP125 / JPA Racing	1:28.636	7	19	8.653	1.926	95.69
29	97*	M3	19 Adam MOORE	Honda - Cresswell Racing	1:29.455	7	11	9.472	0.819	94.81
30	5		11 Edgar MACHADO	KTM - Cresswell Racing	1:33.682	8	10	13.699	4.227	90.53
31	70		12 Ryan LONGSHAW	Honda - RCD Motorsport						

* No. 97 Exceeded pit lane speed limit - 1st offence - warning

Weather / Track : Cloudy / Dry

These results are provisional until the conclusion of any judicial and technical matters.

Thruxton

Circuit Length = 2.3560 miles

Start: 10:05 Flag 10:39 End: 10:41

Race Director :	Stewards :	Timekeeper :
-----------------	------------	--------------

Results can be found at www.britishsuperbike.com

Printed - 10:41 Saturday, 01 August 2015

MCRCB BULLETIN TK076

2015 MCE British Superbike Championship - Round 7

2015 HEL British Motostar Championship

QUALIFYING 2 - SECTOR ANALYSIS

SECTOR 1 = FL to I1, SECTOR 2 = I1 to I2, SECTOR 3 = I2 to FL, DIFF = Difference To Personal Best Lap

P1		6 M3		Taz TAYLOR		KTM - RS Racing				
IDEAL LAP TIME : 1:19.856		BEST LAP TIME : 1:19.983		DIFFERENCE : 0.127						
LAP	SECTOR 1	SECTOR 2		SECTOR 3		LAP TIME	MPH	DIFF	TIME OF DAY	
1 -	OUTLAP	100.6	23.437	123.3	33.801	103.4			10:08:14.554	
2 -	28.924	104.6	22.798	125.4	32.997	106.3	1:24.719	100.11	4.736	10:09:39.273
3 -	27.970	106.3	22.383	127.0	34.700	103.0	1:25.053	99.72	5.070	10:11:04.326
4 -	27.925	106.5	22.660	122.6	33.635	88.4	1:24.220	100.70	4.237	10:12:28.546
5 -	30.170	104.2	22.958	124.9	32.721	108.0	1:25.849	98.79	5.866	10:13:54.395
6 -	OUTLAP	103.4	25.986	98.8	35.524	108.0	7:55.090	17.85	6:35.107	10:21:49.485
7 -	27.406	107.5	22.178	126.6	32.019	108.9	1:21.603	103.93	1.620	10:23:11.088
8 -	28.393	105.5	22.970	125.4	32.186	106.8	1:23.549	101.51	3.566	10:24:34.637
9 -	27.216	107.7	21.956	126.6	31.961	108.0	1:21.133	104.53	1.150	10:25:55.770
10 -	28.060	105.5	22.088	125.9	31.960	107.0	1:22.108	103.29	2.125	10:27:17.878
11 -	26.943	109.1	22.313	125.2	31.615	107.5	1:20.871 (3)	104.87	0.888	10:28:38.749
12 -	27.535	107.8	22.593	122.2	IN PIT		1:21.606 P	103.93	1.623	10:30:00.355
13 -	OUTLAP	105.6	22.234	125.6	31.756	108.0	3:31.740	40.05	2:11.757	10:33:32.095
14 -	27.070	107.8	21.631	128.8	31.282	107.8	1:19.983 (1)	106.04		10:34:52.078
15 -	27.981	99.1	23.732	91.8	41.219	107.0	1:32.932	91.26	12.949	10:36:25.010
16 -	27.668	108.0	22.085	124.2	32.172	107.5	1:21.925	103.52	1.942	10:37:46.935
17 -	27.084	108.0	21.754	126.1	31.589	107.8	1:20.427 (2)	105.45	0.444	10:39:07.362
18 -	27.364	107.3	22.393	125.2	IN PIT		1:21.746 P	103.75	1.763	10:40:29.108

P2		95 M3		Scott DEROUÉ		KTM - Redline KTM				
IDEAL LAP TIME : 1:20.301		BEST LAP TIME : 1:20.380		DIFFERENCE : 0.079						
LAP	SECTOR 1	SECTOR 2		SECTOR 3		LAP TIME	MPH	DIFF	TIME OF DAY	
1 -	OUTLAP	102.9	23.529	123.1	33.088	105.6			10:08:58.997	
2 -	28.225	106.8	22.776	124.2	32.245	105.3	1:23.246	101.88	2.866	10:10:22.243
3 -	27.920	106.5	22.579	125.2	32.323	105.8	1:22.822	102.40	2.442	10:11:45.065
4 -	27.718	106.5	22.437	125.2	31.914	106.0	1:22.069	103.34	1.689	10:13:07.134
5 -	OUTLAP	96.8	25.418	99.2	35.059	106.5	8:12.113	17.23	6:51.733	10:21:19.247
6 -	27.405	107.5	22.514	124.9	31.825	107.3	1:21.744	103.75	1.364	10:22:40.991
7 -	31.070	66.1	37.147	60.2	35.972	106.0	1:44.189	81.40	23.809	10:24:25.180
8 -	27.306	107.7	22.276	125.2	31.507	106.6	1:21.089	104.59	0.709	10:25:46.269
9 -	27.019	108.9	22.003	125.9	31.363	106.1	1:20.385 (2)	105.51	0.005	10:27:06.654
10 -	29.880	100.7	23.068	121.5	IN PIT		1:25.201 P	99.54	4.821	10:28:31.855
11 -	OUTLAP	90.8	33.787	112.4	34.719	106.6	3:31.895	40.02	2:11.515	10:32:03.750
12 -	27.178	108.9	21.991	127.0	31.584	107.5	1:20.753 (3)	105.03	0.373	10:33:24.503
13 -	27.504	107.7	22.278	124.9	31.479	106.5	1:21.261	104.37	0.881	10:34:45.764
14 -	33.500	93.0	24.603	78.7	59.603	106.0	1:57.706	72.05	37.326	10:36:43.470
15 -	27.479	108.2	22.410	125.2	33.239	107.2	1:23.128	102.03	2.748	10:38:06.598
16 -	27.098	109.1	21.970	126.6	31.312	106.3	1:20.380 (1)	105.51		10:39:26.978

P3		86 M3		Charlie NESBITT		Repli-Cast Moto 3 - Repli-Cast UK				
IDEAL LAP TIME : 1:20.865		BEST LAP TIME : 1:20.871		DIFFERENCE : 0.006						
LAP	SECTOR 1	SECTOR 2		SECTOR 3		LAP TIME	MPH	DIFF	TIME OF DAY	
1 -	OUTLAP	101.3	23.152	118.5	33.048	102.2			10:06:31.641	
2 -	28.466	102.9	22.483	120.0	32.550	104.8	1:23.499	101.57	2.628	10:07:55.140
3 -	27.504	104.6	22.223	120.6	32.297	103.4	1:22.024	103.40	1.153	10:09:17.164
4 -	27.579	106.0	22.531	119.4	32.393	104.0	1:22.503	102.80	1.632	10:10:39.667
5 -	28.021	101.5	22.646	116.7	32.178	105.1	1:22.845	102.37	1.974	10:12:02.512
6 -	28.565	94.9	24.763	102.2	IN PIT		1:28.812 P	95.50	7.941	10:13:31.324
7 -	OUTLAP	101.2	22.700	120.4	32.654	103.8	7:49.834	18.05	6:28.963	10:21:21.158
8 -	27.570	105.5	22.173	120.4	32.848	103.8	1:22.591	102.69	1.720	10:22:43.749
9 -	29.715	72.5	34.881	73.4	34.527	102.1	1:39.123	85.56	18.252	10:24:22.872
10 -	27.480	106.5	22.172	120.4	32.293	103.7	1:21.945	103.50	1.074	10:25:44.817
11 -	27.585	105.1	22.182	120.2	32.262	104.3	1:22.029	103.39	1.158	10:27:06.846
12 -	29.301	73.1	23.982	120.4	34.156	92.1	1:27.439	97.00	6.568	10:28:34.285
13 -	28.097	105.6	22.243	119.6	32.150	102.4	1:22.490	102.81	1.619	10:29:56.775
14 -	27.399	106.3	22.265	120.2	32.308	102.2	1:21.972	103.46	1.101	10:31:18.747
15 -	27.293	106.0	22.121	120.4	32.305	103.4	1:21.719	103.78	0.848	10:32:40.466
16 -	27.243	106.0	22.000	121.3	31.948	103.5	1:21.191 (2)	104.46	0.320	10:34:01.657

Weather / Track : Cloudy / Dry

Thruxton

Circuit Length = 2.3560 miles

Start: 10:05 Flag 10:39 End: 10:41

MCRCB BULLETIN TK076

2015 MCE British Superbike Championship - Round 7

2015 HEL British Motostar Championship

QUALIFYING 2 - SECTOR ANALYSIS

SECTOR 1 = FL to I1, SECTOR 2 = I1 to I2, SECTOR 3 = I2 to FL, DIFF = Difference To Personal Best Lap

17 -	27.740	102.6	22.224	120.9	31.933	103.7	1:21.897	103.56	1.026	10:35:23.554
18 -	27.203	106.5	21.938	121.5	32.066	103.2	1:21.207 (3)	104.44	0.336	10:36:44.761
19 -	27.180	107.7	21.944	120.4	31.747	104.6	1:20.871 (1)	104.87		10:38:05.632
20 -	27.393	105.5	22.038	121.1	32.244	105.0	1:21.675	103.84	0.804	10:39:27.307

P4 26 M3 Dani SAEZ			Repli-Cast Moto 3 - Repli-Cast - Armstrong								
IDEAL LAP TIME : 1:21.263			BEST LAP TIME : 1:21.472			DIFFERENCE : 0.209					
LAP	SECTOR 1	SECTOR 2	SECTOR 3	LAP TIME	MPH	DIFF	TIME OF DAY				
1 -	OUTLAP	103.5	22.866	123.8	31.958	104.5					10:06:32.941
2 -	27.728	103.7	22.074	125.2	32.113	104.8	1:21.915	103.54	0.443		10:07:54.856
3 -	28.889	98.3	22.619	122.9	32.266	104.5	1:23.774	101.24	2.302		10:09:18.630
4 -	27.397	106.0	22.295	122.9	32.092	105.0	1:21.784	103.70	0.312		10:10:40.414
5 -	27.463	106.8	22.307	123.8	31.864	105.1	1:21.634	103.89	0.162		10:12:02.048
6 -	29.977	96.6	24.206	105.8	IN PIT		1:29.876	P	94.37	8.404	10:13:31.924
7 -	OUTLAP	94.5	23.904	117.5	33.702	103.8	7:44.782	18.24	6:23.310		10:21:16.706
8 -	27.928	105.8	22.628	121.5	32.511	104.5	1:23.067	102.10	1.595		10:22:39.773
9 -	34.577	66.1	24.972	121.1	33.394	105.0	1:32.943	91.25	11.471		10:24:12.716
10 -	27.636	106.5	22.358	121.5	32.713	104.2	1:22.707	102.55	1.235		10:25:35.423
11 -	27.540	106.1	22.435	121.7	32.793	103.7	1:22.768	102.47	1.296		10:26:58.191
12 -	34.982	67.0	29.057	120.9	IN PIT		1:36.277	P	88.09	14.805	10:28:34.468
13 -	OUTLAP	91.6	29.986	86.7	39.420	102.9	3:31.290	40.14	2:09.818		10:32:05.758
14 -	27.523	105.3	22.118	123.8	31.904	105.6	1:21.545 (2)	104.01	0.073		10:33:27.303
15 -	27.416	107.2	22.181	123.1	31.875	105.6	1:21.472 (1)	104.10			10:34:48.775
16 -	27.917	107.3	22.633	121.5	32.089	103.4	1:22.639	102.63	1.167		10:36:11.414
17 -	27.425	106.6	22.207	122.4	31.919	105.0	1:21.551 (3)	104.00	0.079		10:37:32.965
18 -	27.325	106.1	22.239	121.5	32.173	104.0	1:21.737	103.76	0.265		10:38:54.702
19 -	30.070	102.6	22.847	121.7	33.087	104.8	1:26.004	98.61	4.532		10:40:20.706

P5 47 M3 Jake ARCHER			Honda - RS Racing								
IDEAL LAP TIME : 1:21.954			BEST LAP TIME : 1:22.141			DIFFERENCE : 0.187					
LAP	SECTOR 1	SECTOR 2	SECTOR 3	LAP TIME	MPH	DIFF	TIME OF DAY				
1 -	OUTLAP	101.6	23.306	120.9	33.698	104.5					10:08:15.275
2 -	28.629	106.0	22.467	124.9	33.473	105.8	1:24.569	100.29	2.428		10:09:39.844
3 -	28.693	105.6	22.985	123.1	33.221	105.3	1:24.899	99.90	2.758		10:11:04.743
4 -	27.939	106.8	22.323	122.4	33.413	105.6	1:23.675	101.36	1.534		10:12:28.418
5 -	28.015	106.1	22.252	122.2	32.767	104.6	1:23.034	102.14	0.893		10:13:51.452
6 -	OUTLAP	103.5	23.819	120.4	33.286	105.3	7:54.036	17.89	6:31.895		10:21:45.488
7 -	27.959	105.5	22.353	122.6	33.148	106.3	1:23.460	101.62	1.319		10:23:08.948
8 -	28.342	105.1	22.353	122.0	32.571	106.0	1:23.266	101.86	1.125		10:24:32.214
9 -	28.017	105.0	22.306	121.1	32.986	104.2	1:23.309	101.80	1.168		10:25:55.523
10 -	27.844	106.1	22.139	122.4	32.885	105.6	1:22.868	102.35	0.727		10:27:18.391
11 -	27.411	107.2	22.115	123.3	32.644	105.6	1:22.170 (3)	103.22	0.029		10:28:40.561
12 -	27.435	107.2	22.162	121.7	32.586	104.6	1:22.183	103.20	0.042		10:30:02.744
13 -	28.128	104.6	22.369	122.6	32.441	105.1	1:22.938	102.26	0.797		10:31:25.682
14 -	27.854	106.0	22.238	122.2	32.599	104.6	1:22.691	102.56	0.550		10:32:48.373
15 -	27.578	106.1	22.243	122.0	32.507	105.0	1:22.328	103.02	0.187		10:34:10.701
16 -	27.634	106.1	22.332	121.3	32.613	105.1	1:22.579	102.70	0.438		10:35:33.280
17 -	27.737	106.5	22.209	122.2	32.479	105.1	1:22.425	102.90	0.284		10:36:55.705
18 -	27.418	107.3	22.156	121.7	32.572	105.0	1:22.146 (2)	103.25	0.005		10:38:17.851
19 -	27.454	106.3	22.102	122.6	32.585	106.1	1:22.141 (1)	103.25			10:39:39.992

P6 1 M3 Edward RENDELL			Ten Kate Honda - Banks Racing								
IDEAL LAP TIME : 1:21.874			BEST LAP TIME : 1:22.252			DIFFERENCE : 0.378					
LAP	SECTOR 1	SECTOR 2	SECTOR 3	LAP TIME	MPH	DIFF	TIME OF DAY				
1 -	OUTLAP	97.1	23.472	114.9	IN PIT			P			10:07:01.216
2 -	OUTLAP	101.0	22.900	117.5	33.827	100.1	2:15.265	62.70	53.013		10:09:16.481
3 -	27.838	102.2	22.634	118.1	32.539	101.8	1:23.011	102.17	0.759		10:10:39.492
4 -	27.746	101.5	22.672	117.7	32.453	101.9	1:22.871	102.34	0.619		10:12:02.363
5 -	27.878	103.0	22.705	117.1	32.718	101.8	1:23.301	101.81	1.049		10:13:25.664
6 -	OUTLAP	99.2	23.065	115.3	IN PIT		7:13.885	P	19.54	5:51.633	10:20:39.549
7 -	OUTLAP	102.7	22.527	118.7	33.184	100.9	1:36.764	87.65	14.512		10:22:16.313
8 -	27.519	102.9	23.516	110.1	32.490	100.3	1:23.525	101.54	1.273		10:23:39.838

Weather / Track : Cloudy / Dry

Thruxton

Circuit Length = 2.3560 miles

Start: 10:05 Flag 10:39 End: 10:41

MCRCB BULLETIN TK076

2015 MCE British Superbike Championship - Round 7

2015 HEL British Motostar Championship

QUALIFYING 2 - SECTOR ANALYSIS

SECTOR 1 = FL to I1, SECTOR 2 = I1 to I2, SECTOR 3 = I2 to FL, DIFF = Difference To Personal Best Lap

9 -	27.358	102.7	22.459	117.7	32.561	100.9	1:22.378 (2)	102.95	0.126	10:25:02.216
10 -	27.532	103.2	22.490	116.9	32.682	101.3	1:22.704	102.55	0.452	10:26:24.920
11 -	27.296	104.2	22.241	119.6	33.126	98.8	1:22.663	102.60	0.411	10:27:47.583
12 -	27.546	103.2	22.513	116.7	IN PIT		1:21.379 P	104.22		10:29:08.962
13 -	OUTLAP	101.5	22.882	116.5	32.942	100.9	2:00.660	70.29	38.408	10:31:09.622
14 -	27.581	103.5	22.354	118.5	32.962	101.5	1:22.897	102.31	0.645	10:32:32.519
15 -	27.484	104.2	22.306	118.5	32.462	99.8	1:22.252 (1)	103.11		10:33:54.771
16 -	27.353	102.6	22.472	117.7	32.692	100.3	1:22.517 (3)	102.78	0.265	10:35:17.288
17 -	27.783	100.4	23.730	119.4	32.815	102.7	1:24.328	100.57	2.076	10:36:41.616
18 -	27.533	104.0	22.297	120.6	33.032	100.0	1:22.862	102.35	0.610	10:38:04.478
19 -	27.418	102.4	22.997	109.4	32.337	103.0	1:22.752	102.49	0.500	10:39:27.230

P7 52 M3 Jorel BOERBOOM		Kalex KTM - FPW Racing								
IDEAL LAP TIME : 1:22.497		BEST LAP TIME : 1:22.608			DIFFERENCE : 0.111					
LAP	SECTOR 1	SECTOR 2	SECTOR 3	LAP TIME	MPH	DIFF	TIME OF DAY			
1 -	OUTLAP	100.3	24.508	123.8	34.098	104.5				10:08:02.501
2 -	28.829	104.6	23.366	124.2	33.121	104.3	1:25.316	99.41	2.708	10:09:27.817
3 -	28.766	105.3	23.065	124.9	32.951	106.5	1:24.782	100.04	2.174	10:10:52.599
4 -	28.449	103.5	23.330	123.1	33.074	104.5	1:24.853	99.95	2.245	10:12:17.452
5 -	28.371	104.6	23.065	122.2	32.919	104.5	1:24.355	100.54	1.747	10:13:41.807
6 -	OUTLAP	103.5	23.481	120.4	33.223	105.6	7:01.944	20.10	5:39.336	10:20:43.751
7 -	28.240	106.3	22.857	123.8	33.122	105.3	1:24.219	100.70	1.611	10:22:07.970
8 -	28.344	105.6	22.922	124.9	32.631	104.6	1:23.897	101.09	1.289	10:23:31.867
9 -	28.336	103.0	22.991	122.9	33.655	104.6	1:24.982	99.80	2.374	10:24:56.849
10 -	28.034	106.6	22.617	124.2	33.044	103.8	1:23.695	101.33	1.087	10:26:20.544
11 -	28.783	94.9	24.480	106.0	34.150	102.7	1:27.413	97.02	4.805	10:27:47.957
12 -	28.057	106.5	22.787	123.5	32.436	104.8	1:23.280	101.84	0.672	10:29:11.237
13 -	28.359	105.6	24.450	102.2	33.812	105.0	1:26.621	97.91	4.013	10:30:37.858
14 -	28.013	106.5	22.342	126.3	32.411	105.3	1:22.766 (3)	102.47	0.158	10:32:00.624
15 -	29.048	100.9	23.112	124.2	32.706	105.3	1:24.866	99.94	2.258	10:33:25.490
16 -	27.797	106.3	22.421	124.9	32.510	103.8	1:22.728 (2)	102.52	0.120	10:34:48.218
17 -	28.201	107.2	22.703	124.2	33.386	103.0	1:24.290	100.62	1.682	10:36:12.508
18 -	28.092	105.1	23.465	106.6	34.793	104.6	1:26.350	98.22	3.742	10:37:38.858
19 -	27.917	105.8	22.613	124.9	32.966	104.5	1:23.496	101.58	0.888	10:39:02.354
20 -	27.783	106.1	22.453	125.9	32.372	104.5	1:22.608 (1)	102.67		10:40:24.962

P8 65 Josh OWENS		Honda - JPL Racing								
IDEAL LAP TIME : 1:22.465		BEST LAP TIME : 1:22.758			DIFFERENCE : 0.293					
LAP	SECTOR 1	SECTOR 2	SECTOR 3	LAP TIME	MPH	DIFF	TIME OF DAY			
1 -	OUTLAP	95.4	24.601	110.7	35.478	94.1				10:06:56.244
2 -	29.581	93.4	23.176	117.7	33.611	97.9	1:26.368	98.20	3.610	10:08:22.612
3 -	28.474	98.5	22.858	116.1	34.436	97.5	1:25.768	98.89	3.010	10:09:48.380
4 -	28.403	98.9	23.082	112.4	33.781	98.8	1:25.266	99.47	2.508	10:11:13.646
5 -	28.095	100.6	22.672	116.1	32.891	98.9	1:23.658	101.38	0.900	10:12:37.304
6 -	27.969	102.7	22.914	115.7	33.438	97.8	1:24.321	100.58	1.563	10:14:01.625
7 -	OUTLAP	93.0	25.373	105.5	IN PIT		6:23.773 P	22.10	5:01.015	10:20:25.398
8 -	OUTLAP	97.9	23.549	110.5	34.860	98.2	1:50.108	77.02	27.350	10:22:15.506
9 -	28.046	99.5	23.168	113.9	33.633	99.5	1:24.847	99.96	2.089	10:23:40.353
10 -	27.526	101.0	22.698	115.7	33.207	98.8	1:23.431	101.66	0.673	10:25:03.784
11 -	27.640	100.4	22.787	114.7	33.407	97.9	1:23.834	101.17	1.076	10:26:27.618
12 -	27.466	100.4	22.717	114.7	33.402	98.8	1:23.585	101.47	0.827	10:27:51.203
13 -	27.571	100.6	22.777	116.5	33.090	98.5	1:23.438	101.65	0.680	10:29:14.641
14 -	27.437	101.9	22.476	117.3	33.214	100.0	1:23.127 (3)	102.03	0.369	10:30:37.768
15 -	27.438	102.2	22.287	119.1	33.033	98.9	1:22.758 (1)	102.48		10:32:00.526
16 -	27.901	103.4	22.691	114.3	33.432	99.4	1:24.024	100.94	1.266	10:33:24.550
17 -	27.903	100.4	22.402	118.5	32.741	98.8	1:23.046 (2)	102.13	0.288	10:34:47.596
18 -	27.782	101.5	22.779	114.7	34.773	92.4	1:25.334	99.39	2.576	10:36:12.930
19 -	28.426	103.7	22.628	119.6	33.130	100.4	1:24.184	100.75	1.426	10:37:37.114
20 -	27.453	100.6	22.769	116.5	33.922	97.9	1:24.144	100.79	1.386	10:39:01.258
21 -	27.754	99.7	22.727	115.9	33.004	97.2	1:23.485	101.59	0.727	10:40:24.743

Weather / Track : Cloudy / Dry

Thruxton

Circuit Length = 2.3560 miles

Start: 10:05 Flag 10:39 End: 10:41

MCRCB BULLETIN TK076

2015 MCE British Superbike Championship - Round 7

2015 HEL British Motostar Championship

QUALIFYING 2 - SECTOR ANALYSIS

SECTOR 1 = FL to I1, SECTOR 2 = I1 to I2, SECTOR 3 = I2 to FL, DIFF = Difference To Personal Best Lap

P9		62 M3		Vasco VAN DER VALK			Honda - Team ILR / Vasco62.nl			
IDEAL LAP TIME : 1:22.743		BEST LAP TIME : 1:22.976			DIFFERENCE : 0.233					
LAP	SECTOR 1	SECTOR 2		SECTOR 3		LAP TIME	MPH	DIFF	TIME OF DAY	
1 -	OUTLAP	99.1	23.991	115.7	36.092	97.8			10:07:02.941	
2 -	29.439	101.5	23.305	117.5	33.647	100.1	1:26.391	98.17	3.415	10:08:29.332
3 -	28.507	101.9	23.143	117.3	33.107	100.6	1:24.757	100.06	1.781	10:09:54.089
4 -	28.368	102.2	23.369	120.0	33.127	100.9	1:24.864	99.94	1.888	10:11:18.953
5 -	28.359	101.8	23.444	114.7	33.896	100.1	1:25.699	98.96	2.723	10:12:44.652
6 -	29.124	103.7	23.730	113.7	33.739	100.9	1:26.593	97.94	3.617	10:14:11.245
7 -	OUTLAP	97.9	24.306	114.9	34.496	100.1	7:53.590	17.90	6:30.614	10:22:04.835
8 -	28.790	102.9	23.475	115.9	33.628	100.1	1:25.893	98.74	2.917	10:23:30.728
9 -	30.219	104.0	22.760	117.1	33.584	101.5	1:26.563	97.98	3.587	10:24:57.291
10 -	27.925	103.5	22.511	121.1	33.455	101.2	1:23.891	101.10	0.915	10:26:21.182
11 -	28.999	102.4	23.486	116.3	34.231	97.2	1:26.716	97.80	3.740	10:27:47.898
12 -	28.406	104.8	23.534	116.7	32.861	100.4	1:24.801	100.01	1.825	10:29:12.699
13 -	27.744	105.8	23.193	114.7	33.190	100.3	1:24.127	100.81	1.151	10:30:36.826
14 -	27.740	105.3	22.589	117.9	33.064	100.9	1:23.393 (3)	101.70	0.417	10:32:00.219
15 -	28.414	104.6	22.587	116.1	33.713	101.6	1:24.714	100.12	1.738	10:33:24.933
16 -	27.747	105.1	22.375	120.0	33.214	99.1	1:23.336 (2)	101.77	0.360	10:34:48.269
17 -	28.662	105.5	22.733	118.7	33.776	101.5	1:25.171	99.58	2.195	10:36:13.440
18 -	28.118	103.7	23.033	113.7	33.667	101.0	1:24.818	99.99	1.842	10:37:38.258
19 -	27.595	104.6	22.403	118.3	33.569	101.0	1:23.567	101.49	0.591	10:39:01.825
20 -	27.507	105.1	22.605	118.9	32.864	100.6	1:22.976 (1)	102.21		10:40:24.801

P10		25 M3		Mike BROUWERS			Honda - Joma / Brouwersracingteam			
IDEAL LAP TIME : 1:22.833		BEST LAP TIME : 1:23.008			DIFFERENCE : 0.175					
LAP	SECTOR 1	SECTOR 2		SECTOR 3		LAP TIME	MPH	DIFF	TIME OF DAY	
1 -	OUTLAP	96.1	24.006	117.9	34.033	99.4			10:07:00.561	
2 -	28.847	101.5	23.005	118.9	32.817	100.9	1:24.669	100.17	1.661	10:08:25.230
3 -	28.210	103.7	22.931	118.5	32.851	101.0	1:23.992	100.98	0.984	10:09:49.222
4 -	28.135	103.0	22.697	117.9	33.122	100.1	1:23.954	101.02	0.946	10:11:13.176
5 -	28.220	102.7	22.849	118.7	32.675	100.6	1:23.744	101.28	0.736	10:12:36.920
6 -	28.103	103.8	24.569	100.3	37.746	94.1	1:30.418	93.80	7.410	10:14:07.338
7 -	OUTLAP	101.2	23.311	117.1	33.260	101.5	6:07.757	23.06	4:44.749	10:20:15.095
8 -	28.517	103.7	23.084	117.5	33.393	101.6	1:24.994	99.79	1.986	10:21:40.089
9 -	27.985	103.8	22.844	120.4	32.736	101.8	1:23.565	101.49	0.557	10:23:03.654
10 -	27.928	104.2	22.582	117.9	32.874	100.4	1:23.384 (3)	101.71	0.376	10:24:27.038
11 -	28.008	102.9	22.818	117.7	32.779	100.4	1:23.605	101.44	0.597	10:25:50.643
12 -	27.982	102.9	22.949	117.1	32.851	100.4	1:23.782	101.23	0.774	10:27:14.425
13 -	28.932	96.2	24.179	116.9	33.447	102.1	1:26.558	97.98	3.550	10:28:40.983
14 -	27.836	103.2	22.777	117.5	32.867	100.4	1:23.480	101.60	0.472	10:30:04.463
15 -	28.381	103.7	22.870	118.1	32.925	100.6	1:24.176	100.76	1.168	10:31:28.639
16 -	27.909	103.8	22.781	118.5	32.540	100.9	1:23.230 (2)	101.90	0.222	10:32:51.869
17 -	28.136	103.7	22.844	118.1	32.647	101.0	1:23.627	101.42	0.619	10:34:15.496
18 -	28.016	103.4	22.868	118.3	IN PIT		1:22.073 P	103.34		10:35:37.569
19 -	OUTLAP	103.2	23.117	115.7	33.034	99.4	1:55.050	73.72	32.042	10:37:32.619
20 -	28.011	104.0	22.486	118.7	32.511	100.4	1:23.008 (1)	102.17		10:38:55.627
21 -	28.019	103.4	22.926	117.3	32.783	100.6	1:23.728	101.29	0.720	10:40:19.355

P11		27 M3		Georgina POLDEN			KTM - RS Racing			
IDEAL LAP TIME : 1:22.091		BEST LAP TIME : 1:23.028			DIFFERENCE : 0.937					
LAP	SECTOR 1	SECTOR 2		SECTOR 3		LAP TIME	MPH	DIFF	TIME OF DAY	
1 -	OUTLAP	102.9	23.240	124.0	33.851	107.3			10:08:15.829	
2 -	28.348	106.8	22.409	128.0	33.705	107.3	1:24.462	100.41	1.434	10:09:40.291
3 -	28.584	106.5	23.015	124.2	33.297	107.5	1:24.896	99.90	1.868	10:11:05.187
4 -	27.887	108.0	22.074	126.3	33.836	107.0	1:23.797	101.21	0.769	10:12:28.984
5 -	29.521	104.3	22.482	124.5	33.021	106.5	1:25.024	99.75	1.996	10:13:54.008
6 -	OUTLAP	106.6	23.989	121.5	34.597	106.5	7:53.610	17.90	6:30.582	10:21:47.618
7 -	28.560	104.3	22.729	123.5	32.892	108.4	1:24.181	100.75	1.153	10:23:11.799
8 -	28.320	105.1	22.829	125.2	32.929	106.3	1:24.078	100.87	1.050	10:24:35.877
9 -	28.401	104.8	22.744	123.3	32.855	106.1	1:24.000	100.97	0.972	10:25:59.877

Weather / Track : Cloudy / Dry

Thruxton

Circuit Length = 2.3560 miles

Start: 10:05 Flag 10:39 End: 10:41

MCRCB BULLETIN TK076

2015 MCE British Superbike Championship - Round 7

2015 HEL British Motostar Championship

QUALIFYING 2 - SECTOR ANALYSIS

SECTOR 1 = FL to I1, SECTOR 2 = I1 to I2, SECTOR 3 = I2 to FL, DIFF = Difference To Personal Best Lap

10 -	28.038	106.6	22.459	123.5	32.979	106.1	1:23.476	101.60	0.448	10:27:23.353
11 -	28.106	106.8	22.561	123.8	32.804	106.8	1:23.471 (3)	101.61	0.443	10:28:46.824
12 -	28.116	106.8	22.447	125.4	IN PIT		1:23.739 P	101.28	0.711	10:30:10.563
13 -	OUTLAP	102.9	23.294	123.1	35.352	98.3	3:44.405	37.79	2:21.377	10:33:54.968
14 -	28.183	106.8	22.485	124.2	32.461	106.3	1:23.129 (2)	102.02	0.101	10:35:18.097
15 -	27.556	108.2	22.513	124.5	32.959	106.3	1:23.028 (1)	102.15		10:36:41.125
16 -	27.794	108.0	22.255	124.7	33.502	105.8	1:23.551	101.51	0.523	10:38:04.676
17 -	28.303	105.6	23.401	120.2	34.314	105.0	1:26.018	98.60	2.990	10:39:30.694

P12 44 M3 Edmund BEST			Honda - SymCirrus Motorsport							
IDEAL LAP TIME : 1:23.154			BEST LAP TIME : 1:23.246			DIFFERENCE : 0.092				
LAP	SECTOR 1	SECTOR 2	SECTOR 3	LAP TIME	MPH	DIFF	TIME OF DAY			
1 -	OUTLAP	100.6	23.737	119.1	34.387	99.7				10:06:34.269
2 -	29.187	100.1	23.308	119.4	33.708	100.9	1:26.203	98.39	2.957	10:08:00.472
3 -	28.283	100.9	23.281	116.9	33.620	101.0	1:25.184	99.56	1.938	10:09:25.656
4 -	28.314	102.7	23.065	119.4	33.636	101.0	1:25.015	99.76	1.769	10:10:50.671
5 -	28.279	102.6	22.944	120.0	33.678	101.6	1:24.901	99.90	1.655	10:12:15.572
6 -	28.342	103.7	23.000	119.4	34.126	101.3	1:25.468	99.23	2.222	10:13:41.040
7 -	OUTLAP	97.8	24.623	113.7	35.189	100.6	6:30.034	21.74	5:06.788	10:20:11.074
8 -	28.513	102.1	23.471	118.9	33.678	100.4	1:25.662	99.01	2.416	10:21:36.736
9 -	28.470	102.2	23.390	119.4	33.613	101.0	1:25.473	99.23	2.227	10:23:02.209
10 -	28.253	102.6	22.983	119.4	33.858	102.1	1:25.094	99.67	1.848	10:24:27.303
11 -	28.036	105.1	22.535	120.0	33.016	101.2	1:23.587	101.47	0.341	10:25:50.890
12 -	27.894	104.8	22.869	121.5	33.009	100.7	1:23.772	101.24	0.526	10:27:14.662
13 -	28.747	102.9	23.972	115.5	34.260	99.8	1:26.979	97.51	3.733	10:28:41.641
14 -	27.864	105.5	22.714	121.5	33.125	100.6	1:23.703	101.32	0.457	10:30:05.344
15 -	28.061	103.2	22.581	123.3	32.893	100.6	1:23.535 (2)	101.53	0.289	10:31:28.879
16 -	27.901	104.8	22.755	122.2	32.928	102.1	1:23.584 (3)	101.47	0.338	10:32:52.463
17 -	27.815	104.6	22.627	120.6	32.804	102.1	1:23.246 (1)	101.88		10:34:15.709
18 -	28.008	105.5	22.810	119.8	33.998	98.5	1:24.816	100.00	1.570	10:35:40.525
19 -	28.459	102.2	23.104	118.3	33.772	100.9	1:25.335	99.39	2.089	10:37:05.860
20 -	28.047	104.5	22.969	118.7	33.628	101.3	1:24.644	100.20	1.398	10:38:30.504
21 -	28.075	103.7	23.086	118.7	33.847	100.4	1:25.008	99.77	1.762	10:39:55.512

P13 77 M3 Alex PERSSON			Kalex KTM - PWR / FPW Racing							
IDEAL LAP TIME : 1:22.770			BEST LAP TIME : 1:23.449			DIFFERENCE : 0.679				
LAP	SECTOR 1	SECTOR 2	SECTOR 3	LAP TIME	MPH	DIFF	TIME OF DAY			
1 -	OUTLAP	98.6	24.247	120.4	33.641	106.0				10:08:01.078
2 -	29.151	104.6	23.245	123.1	34.207	105.3	1:26.603	97.93	3.154	10:09:27.681
3 -	28.598	105.5	23.071	122.6	33.076	106.6	1:24.745	100.08	1.296	10:10:52.426
4 -	28.755	106.1	23.279	125.2	33.461	106.6	1:25.495	99.20	2.046	10:12:17.921
5 -	28.290	106.0	22.714	124.2	33.299	105.6	1:24.303	100.60	0.854	10:13:42.224
6 -	OUTLAP	95.0	24.148	120.2	33.865	105.5	7:00.373	20.17	5:36.924	10:20:42.597
7 -	28.732	105.3	23.031	121.5	33.503	105.8	1:25.266	99.47	1.817	10:22:07.863
8 -	28.232	105.1	23.027	122.0	33.158	106.8	1:24.417	100.47	0.968	10:23:32.280
9 -	28.119	104.6	22.828	124.2	33.122	106.1	1:24.069	100.88	0.620	10:24:56.349
10 -	28.093	104.5	22.957	121.7	33.362	106.1	1:24.412	100.47	0.963	10:26:20.761
11 -	29.242	103.4	23.303	120.9	34.465	97.8	1:27.010	97.47	3.561	10:27:47.771
12 -	27.958	105.3	22.826	121.3	33.090	105.8	1:23.874	101.12	0.425	10:29:11.645
13 -	28.053	107.8	23.411	120.2	32.965	104.6	1:24.429	100.45	0.980	10:30:36.074
14 -	28.018	105.5	22.818	122.6	32.950	105.1	1:23.786	101.22	0.337	10:31:59.860
15 -	28.197	105.3	22.944	120.6	33.245	105.0	1:24.386	100.50	0.937	10:33:24.246
16 -	29.884	105.3	22.894	118.5	32.441	106.3	1:25.219	99.52	1.770	10:34:49.465
17 -	27.925	106.5	22.404	124.9	33.174	107.0	1:23.503 (2)	101.57	0.054	10:36:12.968
18 -	27.992	108.5	22.659	122.2	32.963	105.3	1:23.614 (3)	101.43	0.165	10:37:36.582
19 -	28.367	104.0	23.602	103.4	35.566	105.5	1:27.535	96.89	4.086	10:39:04.117
20 -	27.937	106.1	22.806	121.5	32.706	105.6	1:23.449 (1)	101.63		10:40:27.566

P14 35 M3 Elliot LODGE			Honda - Essential Team Racing / SP125							
IDEAL LAP TIME : 1:23.377			BEST LAP TIME : 1:23.846			DIFFERENCE : 0.469				
LAP	SECTOR 1	SECTOR 2	SECTOR 3	LAP TIME	MPH	DIFF	TIME OF DAY			
1 -	OUTLAP	96.8	23.833	116.7	35.108	100.4				10:07:59.665

Weather / Track : Cloudy / Dry

Thruxton
Circuit Length = 2.3560 miles
Start: 10:05 Flag 10:39 End: 10:41

MCRCB BULLETIN TK076

2015 MCE British Superbike Championship - Round 7

2015 HEL British Motostar Championship

QUALIFYING 2 - SECTOR ANALYSIS

SECTOR 1 = FL to I1, SECTOR 2 = I1 to I2, SECTOR 3 = I2 to FL, DIFF = Difference To Personal Best Lap

2 -	29.003	100.9	23.310	117.3	34.157	101.5	1:26.470	98.08	2.624	10:09:26.135	
3 -	28.603	102.6	22.994	118.9	33.364	101.3	1:24.961	99.82	1.115	10:10:51.096	
4 -	29.813	99.1	23.693	122.2	33.823	103.0	1:27.329	97.12	3.483	10:12:18.425	
5 -	28.184	104.8	22.436	121.7	33.671	102.2	1:24.291	100.62	0.445	10:13:42.716	
6 -	OUTLAP	100.7	23.338	119.8	34.241	101.3	6:28.922	21.80	5:05.076	10:20:11.638	
7 -	28.838	102.1	22.812	118.9	34.046	102.1	1:25.696	98.97	1.850	10:21:37.334	
8 -	28.463	103.8	23.075	118.3	33.928	101.0	1:25.466	99.23	1.620	10:23:02.800	
9 -	28.500	103.8	23.422	115.3	33.848	101.5	1:25.770	98.88	1.924	10:24:28.570	
10 -	28.206	103.4	22.913	116.1	33.668	101.2	1:24.787	100.03	0.941	10:25:53.357	
11 -	30.765	99.1	22.592	121.5	33.069	101.2	1:26.426	98.13	2.580	10:27:19.783	
12 -	28.119	104.0	22.820	117.9	IN PIT		1:23.789	P	101.22	10:28:43.572	
13 -	OUTLAP	102.6	22.919	117.3	33.448	100.7	1:41.031	83.95	17.185	10:30:24.603	
14 -	28.484	102.1	22.877	118.3	33.376	100.9	1:24.737	100.09	0.891	10:31:49.340	
15 -	28.185	101.6	22.612	118.7	33.376	100.9	1:24.173	(3)	100.76	0.327	10:33:13.513
16 -	28.389	97.1	25.946	99.8	40.265	101.5	1:34.600	89.65	10.754	10:34:48.113	
17 -	28.092	103.5	23.014	117.7	33.531	99.5	1:24.637	100.21	0.791	10:36:12.750	
18 -	28.161	105.0	22.831	121.3	33.147	102.6	1:24.139	(2)	100.80	0.293	10:37:36.889
19 -	28.247	104.3	23.098	104.2	35.767	100.4	1:27.112	97.36	3.266	10:39:04.001	
20 -	28.011	103.8	22.905	117.5	32.930	103.5	1:23.846	(1)	101.15		10:40:27.847

P15 42 M3 Brian SLOOTEN

Honda - Bakker Frames Holland

IDEAL LAP TIME : 1:24.136 BEST LAP TIME : 1:24.678

DIFFERENCE : 0.542

LAP	SECTOR 1	SECTOR 2	SECTOR 3	LAP TIME	MPH	DIFF	TIME OF DAY				
1 -	100.7	24.354	115.9	34.003	100.1		10:06:34.897				
2 -	29.072	101.3	23.863	118.7	33.674	102.6	1:26.609	97.92	1.931	10:08:01.506	
3 -	28.618	101.0	23.205	118.3	33.686	101.5	1:25.509	99.18	0.831	10:09:27.015	
4 -	28.402	101.2	23.096	117.3	33.345	102.6	1:24.843	99.96	0.165	10:10:51.858	
5 -	29.143	100.3	23.733	122.6	33.459	103.2	1:26.335	98.24	1.657	10:12:18.193	
6 -	28.222	103.5	22.829	120.4	33.627	103.2	1:24.678	(1)	100.16		10:13:42.871
7 -	OUTLAP	101.3	23.372	116.7	35.724	102.6	6:30.507	21.71	5:05.829	10:20:13.378	
8 -	28.684	101.6	23.040	118.3	33.458	102.9	1:25.182	99.57	0.504	10:21:38.560	
9 -	28.842	101.2	23.083	119.1	33.303	103.8	1:25.228	99.51	0.550	10:23:03.788	
10 -	28.122	102.9	22.846	116.7	33.958	102.9	1:24.926	99.87	0.248	10:24:28.714	
11 -	28.221	104.2	22.813	118.9	33.689	102.4	1:24.723	(2)	100.10	0.045	10:25:53.437
12 -	28.749	101.3	23.148	118.3	33.833	101.9	1:25.730	98.93	1.052	10:27:19.167	
13 -	28.405	102.1	23.075	117.5	34.018	100.6	1:25.498	99.20	0.820	10:28:44.665	
14 -	28.865	100.1	23.582	112.7	33.546	101.2	1:25.993	98.63	1.315	10:30:10.658	
15 -	28.435	104.3	23.756	116.9	33.528	101.5	1:25.719	98.94	1.041	10:31:36.377	
16 -	28.565	100.1	23.078	117.9	34.031	103.0	1:25.674	98.99	0.996	10:33:02.051	
17 -	28.987	103.2	23.228	116.3	33.284	103.0	1:25.499	99.20	0.821	10:34:27.550	
18 -	28.662	102.1	23.193	116.7	33.404	102.9	1:25.259	99.48	0.581	10:35:52.809	
19 -	28.419	102.6	23.023	116.1	33.356	102.4	1:24.798	(3)	100.02	0.120	10:37:17.607
20 -	28.405	103.5	23.221	115.7	IN PIT		1:26.473	P	98.08	1.795	10:38:44.080

P16 21 M3 Richard KERR

Honda - Bob Wylie Racing

IDEAL LAP TIME : 1:24.430 BEST LAP TIME : 1:24.732

DIFFERENCE : 0.302

LAP	SECTOR 1	SECTOR 2	SECTOR 3	LAP TIME	MPH	DIFF	TIME OF DAY				
1 -	96.9	25.089	113.1	IN PIT		P	10:06:39.040				
2 -	OUTLAP	97.3	24.178	115.3	IN PIT		2:47.156	P	50.74	1:22.424	10:09:26.196
3 -	OUTLAP	100.0	23.910	116.1	34.874	98.9	2:27.974	57.31	1:03.242	10:11:54.170	
4 -	28.954	100.6	23.588	116.3	34.398	99.8	1:26.940	97.55	2.208	10:13:21.110	
5 -	OUTLAP	97.1	24.556	115.3	35.201	100.0	6:50.321	20.67	5:25.589	10:20:11.431	
6 -	28.753	99.2	23.366	119.8	33.497	100.0	1:25.616	99.06	0.884	10:21:37.047	
7 -	28.402	102.6	23.274	118.3	33.790	100.7	1:25.466	99.23	0.734	10:23:02.513	
8 -	28.510	102.6	23.160	118.5	33.841	100.1	1:25.511	99.18	0.779	10:24:28.024	
9 -	28.407	102.9	23.152	117.7	33.576	99.5	1:25.135	(3)	99.62	0.403	10:25:53.159
10 -	28.300	102.2	23.494	116.5	34.140	100.6	1:25.934	98.69	1.202	10:27:19.093	
11 -	28.558	102.7	23.410	120.0	33.689	98.6	1:25.657	99.01	0.925	10:28:44.750	
12 -	28.366	102.7	23.616	115.9	33.846	99.7	1:25.828	98.82	1.096	10:30:10.578	
13 -	28.279	103.5	23.572	117.5	33.668	100.1	1:25.519	99.17	0.787	10:31:36.097	
14 -	28.441	102.1	23.382	117.1	33.937	99.7	1:25.760	98.89	1.028	10:33:01.857	
15 -	28.661	102.1	23.411	116.7	34.016	101.2	1:26.088	98.52	1.356	10:34:27.945	
16 -	28.512	104.2	23.010	118.7	33.647	102.4	1:25.169	99.58	0.437	10:35:53.114	

Weather / Track : Cloudy / Dry

Thruxton

Circuit Length = 2.3560 miles

Start: 10:05 Flag 10:39 End: 10:41

MCRCB BULLETIN TK077**2015 MCE British Superbike Championship - Round 7****2015 HEL British Motostar Championship****QUALIFYING 2 - BEST SPEEDS**

POS	INTERMEDIATE 1			INTERMEDIATE 2			FINISH LINE		
	NO	NAME	MPH	NO	NAME	MPH	NO	NAME	MPH
1	6	TAYLOR	109.1	6	TAYLOR	128.8	6	TAYLOR	108.9
2	95	DEROUE	109.1	27	POLDEN	128.0	27	POLDEN	108.4
3	77	PERSSON	108.5	95	DEROUE	127.0	95	DEROUE	107.5
4	27	POLDEN	108.2	52	BOERBOOM	126.3	77	PERSSON	107.0
5	86	NESBITT	107.7	77	PERSSON	125.9	52	BOERBOOM	106.5
6	26	SAEZ	107.3	26	SAEZ	125.2	47	ARCHER	106.3
7	47	ARCHER	107.3	47	ARCHER	124.9	26	SAEZ	105.6
8	52	BOERBOOM	107.2	44	BEST	123.3	72	HORSMAN	105.5
9	62	VAN DER VALK	105.8	42	SLOOTEN	122.6	86	NESBITT	105.1
10	44	BEST	105.5	72	HORSMAN	122.6	42	SLOOTEN	103.8
11	35	LODGE	105.0	35	LODGE	122.2	35	LODGE	103.5
12	42	SLOOTEN	104.3	2	THOMAS	121.5	1	RENDELL	103.0
13	1	RENDELL	104.2	16	SAWFORD	121.5	8	TOMS	102.4
14	21	KERR	104.2	86	NESBITT	121.5	21	KERR	102.4
15	25	BROUWERS	104.2	62	VAN DER VALK	121.1	24	RODINK	102.2
16	16	SAWFORD	103.7	1	RENDELL	120.6	2	THOMAS	102.1
17	65	OWENS	103.7	25	BROUWERS	120.4	25	BROUWERS	102.1
18	72	HORSMAN	103.7	21	KERR	120.0	44	BEST	102.1
19	2	THOMAS	103.2	24	RODINK	120.0	16	SAWFORD	101.6
20	8	TOMS	103.0	87	EDWARDS	120.0	62	VAN DER VALK	101.6
21	13	BURMAN	103.0	65	OWENS	119.6	13	BURMAN	100.9
22	17	JONKER	101.9	8	TOMS	119.4	34	DELVES	100.9
23	24	RODINK	101.9	3	CLAYTON	117.9	17	JONKER	100.6
24	3	CLAYTON	101.8	13	BURMAN	117.9	65	OWENS	100.4
25	87	EDWARDS	101.6	34	DELVES	117.3	3	CLAYTON	100.1
26	34	DELVES	101.0	11	CAMPBELL	116.9	87	EDWARDS	99.7
27	11	CAMPBELL	100.9	17	JONKER	116.7	7	ASHBY	99.5
28	7	ASHBY	100.3	7	ASHBY	116.1	11	CAMPBELL	98.8
29	70	LONGSHAW	100.3	70	LONGSHAW	114.9	5	MACHADO	98.1
30	5	MACHADO	99.1	97	MOORE	114.3	97	MOORE	97.2
31	97	MOORE	98.5	5	MACHADO	114.1			

Weather / Track : Cloudy / Dry

Results can be found at www.tsl-timing.com

Thruxton

Circuit Length = 2.3560 miles

Start: 10:05 Flag 10:39 End: 10:41

Printed - 10:44 Saturday, 01 August 2015

MCRCB BULLETIN TK078**2015 MCE British Superbike Championship - Round 7****2015 HEL British Motostar Championship****QUALIFYING 2 - BEST SECTORS**

SECTOR 1			SECTOR 2			SECTOR 3			IDEAL / BEST COMPARISON						
POS	NO	NAME	TIME	NO	NAME	TIME	NO	NAME	TIME	POS	NO	NAME	IDEAL	BEST	DIFF
													PERFECT LAP	1:19.856	
1	6	TAYLOR	26.943	6	TAYLOR	21.631	6	TAYLOR	31.282	1	6	TAYLOR	1:19.856	1:19.983	0.127
2	95	DEROUE	27.019	86	NESBITT	21.938	95	DEROUE	31.312	2	95	DEROUE	1:20.301	1:20.380	0.079
3	86	NESBITT	27.180	95	DEROUE	21.970	86	NESBITT	31.747	3	86	NESBITT	1:20.865	1:20.871	0.006
4	1	RENDELL	27.296	26	SAEZ	22.074	26	SAEZ	31.864	4	26	SAEZ	1:21.263	1:21.472	0.209
5	26	SAEZ	27.325	27	POLDEN	22.074	1	RENDELL	32.337	5	1	RENDELL	1:21.874	1:22.252	0.378
6	47	ARCHER	27.411	47	ARCHER	22.102	52	BOERBOOM	32.372	6	47	ARCHER	1:21.954	1:22.141	0.187
7	65	OWENS	27.437	1	RENDELL	22.241	47	ARCHER	32.441	7	27	POLDEN	1:22.091	1:23.028	0.937
8	62	VAN DER VALK	27.507	65	OWENS	22.287	77	PERSSON	32.441	8	65	OWENS	1:22.465	1:22.758	0.293
9	27	POLDEN	27.556	52	BOERBOOM	22.342	27	POLDEN	32.461	9	52	BOERBOOM	1:22.497	1:22.608	0.111
10	52	BOERBOOM	27.783	62	VAN DER VALK	22.375	25	BROUWERS	32.511	10	62	VAN DER VALK	1:22.743	1:22.976	0.233
11	44	BEST	27.815	77	PERSSON	22.404	65	OWENS	32.741	11	77	PERSSON	1:22.770	1:23.449	0.679
12	25	BROUWERS	27.836	35	LODGE	22.436	44	BEST	32.804	12	25	BROUWERS	1:22.833	1:23.008	0.175
13	77	PERSSON	27.925	25	BROUWERS	22.486	62	VAN DER VALK	32.861	13	44	BEST	1:23.154	1:23.246	0.092
14	35	LODGE	28.011	44	BEST	22.535	35	LODGE	32.930	14	35	LODGE	1:23.377	1:23.846	0.469
15	42	SLOOTEN	28.122	16	SAWFORD	22.718	2	THOMAS	33.083	15	42	SLOOTEN	1:24.136	1:24.678	0.542
16	2	THOMAS	28.141	42	SLOOTEN	22.730	42	SLOOTEN	33.284	16	21	KERR	1:24.430	1:24.732	0.302
17	21	KERR	28.279	21	KERR	22.754	21	KERR	33.397	17	2	THOMAS	1:24.447	1:24.749	0.302
18	8	TOMS	28.395	34	DELVES	22.958	16	SAWFORD	33.491	18	16	SAWFORD	1:24.925	1:25.073	0.148
19	72	HORSMAN	28.413	24	RODINK	22.983	11	CAMPBELL	33.589	19	24	RODINK	1:25.072	1:25.278	0.206
20	34	DELVES	28.424	8	TOMS	23.187	17	JONKER	33.619	20	8	TOMS	1:25.249	1:25.663	0.414
21	24	RODINK	28.445	3	CLAYTON	23.211	24	RODINK	33.644	21	34	DELVES	1:25.414	1:25.608	0.194
22	17	JONKER	28.579	2	THOMAS	23.223	8	TOMS	33.667	22	17	JONKER	1:25.576	1:25.594	0.018
23	16	SAWFORD	28.716	11	CAMPBELL	23.263	87	EDWARDS	33.713	23	11	CAMPBELL	1:25.681	1:26.084	0.403
24	11	CAMPBELL	28.829	87	EDWARDS	23.306	72	HORSMAN	33.934	24	72	HORSMAN	1:25.769	1:26.176	0.407
25	3	CLAYTON	28.866	17	JONKER	23.378	3	CLAYTON	33.959	25	3	CLAYTON	1:26.036	1:26.156	0.120
26	13	BURMAN	29.034	13	BURMAN	23.393	34	DELVES	34.032	26	87	EDWARDS	1:26.122	1:26.199	0.077
27	87	EDWARDS	29.103	72	HORSMAN	23.422	13	BURMAN	34.283	27	13	BURMAN	1:26.710	1:26.710	0.000
28	7	ASHBY	29.783	7	ASHBY	23.720	7	ASHBY	34.647	28	7	ASHBY	1:28.150	1:28.636	0.486
29	97	MOORE	29.915	97	MOORE	24.012	97	MOORE	35.102	29	97	MOORE	1:29.029	1:29.455	0.426
30	5	MACHADO	30.873	70	LONGSHAW	24.922	5	MACHADO	37.015	30	5	MACHADO	1:33.576	1:33.682	0.106
31				5	MACHADO	25.688									

Weather / Track : Cloudy / Dry

Thruxton

Circuit Length = 2.3560 miles

Start: 10:05 Flag 10:39 End: 10:41

Results can be found at www.tsl-timing.com

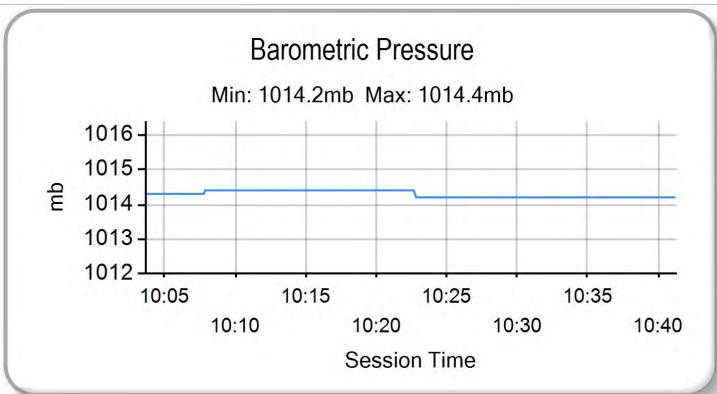
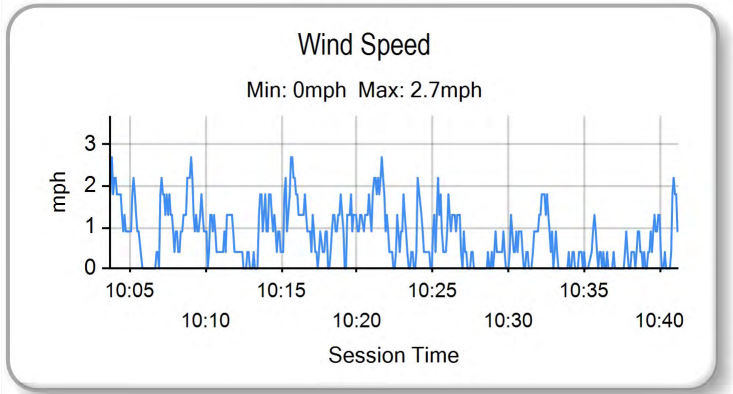
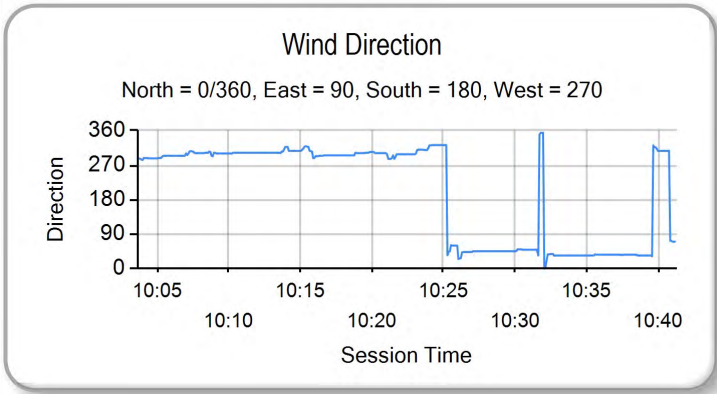
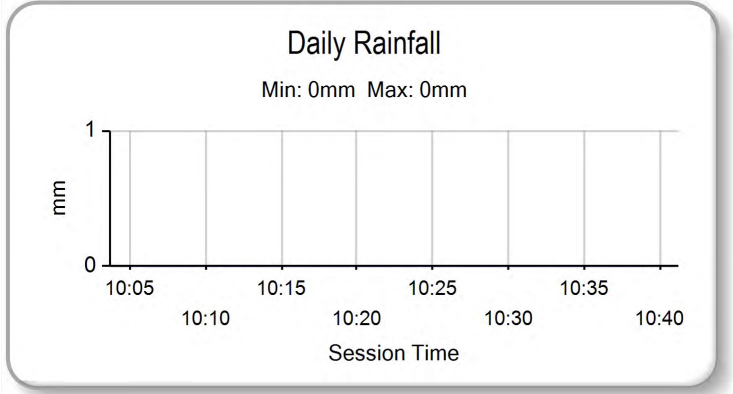
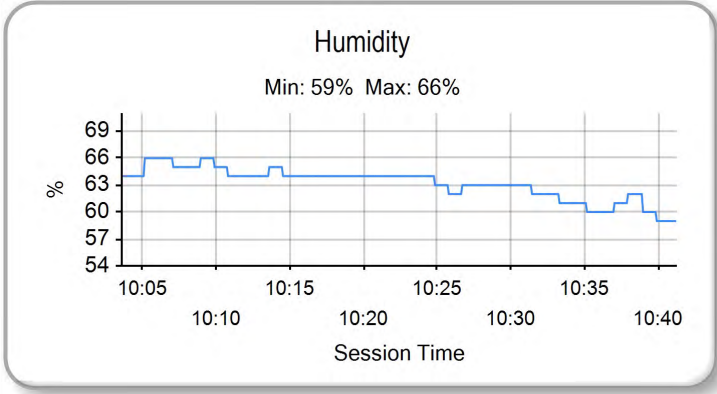
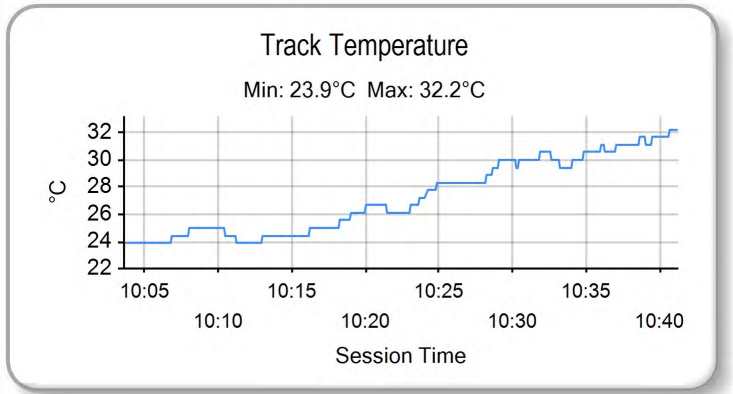
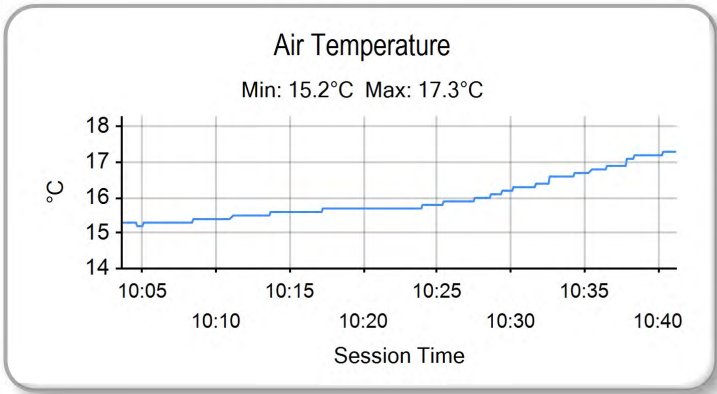
Printed - 10:44 Saturday, 01 August 2015

MCRCB BULLETIN TK079

2015 MCE British Superbike Championship - Round 7

2015 HEL British Motostar Championship

QUALIFYING 2 - WEATHER CONDITIONS



Weather / Track : Cloudy / Dry

Results can be found at www.tsl-timing.com

Thruxton
Circuit Length = 2.3560 miles
Start: 10:05 Flag 10:39 End: 10:41

Printed - 10:45 Saturday, 01 August 2015



ROW 10	30	5	1:33.682	Edgar MACHADO	29	97	1:29.455	Adam MOORE	28	7	1:28.636	Jamie ASHBY	
ROW 9		27	1:26.710	13	Sam BURMAN	26	87	1:26.199	Jamie EDWARDS	25	3	1:26.156	Mark CLAYTON
ROW 8	24	11	1:26.084	Stephen CAMPBELL	23	72	1:25.828	Cameron HORSMAN	22	8	1:25.663	TJ TOMS	
ROW 7		21	1:25.608	34	Liam DELVES	20	17	1:25.594	Wesley JONKER	19	24	1:25.278	Tasia RODINK
ROW 6	18	16	1:25.073	Andrew SAWFORD	17	21	1:24.655	Richard KERR	16	42	1:24.600	Brian SLOOTEN	
ROW 5		15	1:24.275	2	Joe THOMAS	14	35	1:23.846	Elliot LODGE	13	77	1:23.449	Alex PERSSON
ROW 4	12	44	1:23.246	Edmund BEST	11	27	1:23.026	Georgina POLDEN	10	25	1:23.008	Mike BROUWERS	
ROW 3		9	1:22.976	62	Vasco VAN DER VALK	8	65	1:22.758	Josh OWENS	7	52	1:22.608	Jorel BOERBOOM
ROW 2	6	47	1:22.141	Jake ARCHER	5	1	1:21.899	Edward RENDELL	4	26	1:21.472	Dani SAEZ	
ROW 1		3	1:20.871	86	Charlie NESBITT	2	95	1:20.380	Scott DEROUÉ	1	6	1:19.983	Taz TAYLOR
												Pole	

Thruxton
Circuit Length = 2.3560 miles

These results are provisional until the conclusion of any judicial and technical matters.

Race Director :	Stewards :	Timekeeper :
-----------------	------------	--------------

Results can be found at www.britishsuperbike.com

Printed - 10:45 Saturday, 01 August 2015





POS	NO	CL	PIC NAME	ENTRY	LAPS	TIME	GAP	DIFF	MPH	BEST	ON
1	6	M3	1 Taz TAYLOR	KTM - RS Racing	10	13:45.660			102.72	1:21.203	10
2	95	M3	2 Scott DEROUE	KTM - Redline KTM	10	13:45.756	0.096	0.096	102.71	1:21.176	4
3	26	M3	3 Dani SAEZ	Repli-Cast Moto 3 - Repli-Cast - Armstrong	10	13:45.858	0.198	0.102	102.70	1:21.588	4
4	86	M3	4 Charlie NESBITT	Repli-Cast Moto 3 - Repli-Cast UK	10	13:46.200	0.540	0.342	102.65	1:21.483	4
5	47	M3	5 Jake ARCHER	Honda - RS Racing	10	13:47.119	1.459	0.919	102.54	1:21.880	9
6	27	M3	6 Georgina POLDEN	KTM - RS Racing	10	13:59.111	13.451	11.992	101.07	1:22.697	3
7	77	M3	7 Alex PERSSON	Kalex KTM - PWR / FPW Racing	10	14:11.337	25.677	12.226	99.62	1:23.604	8
8	25	M3	8 Mike BROUWERS	Honda - Joma / Brouwersracingteam	10	14:11.683	26.023	0.346	99.58	1:24.093	9
9	44	M3	9 Edmund BEST	Honda - SymCirrus Motorsport	10	14:11.816	26.156	0.133	99.57	1:24.105	8
10	52	M3	10 Jorel BOERBOOM	Kalex KTM - FPW Racing	10	14:11.864	26.204	0.048	99.56	1:23.900	8
11	62	M3	11 Vasco VAN DER VALK	Honda - Team ILR / Vasco62.nl	10	14:12.040	26.380	0.176	99.54	1:23.917	10
12	35	M3	12 Elliot LODGE	Honda - Essential Team Racing / SP125	10	14:12.661	27.001	0.621	99.47	1:23.934	8
13	2	M3	13 Joe THOMAS	Honda - Team ILR	10	14:12.727	27.067	0.066	99.46	1:24.040	8
14	65		1 Josh OWENS	Honda - JPL Racing	10	14:12.856	27.196	0.129	99.44	1:23.951	8
15	42	M3	14 Brian SLOOTEN	Honda - Bakker Frames Holland	10	14:22.026	36.366	9.170	98.39	1:24.872	4
16	21	M3	15 Richard KERR	Honda - Bob Wylie Racing	10	14:22.183	36.523	0.157	98.37	1:24.819	3
17	16		2 Andrew SAWFORD	Aprilia - St Neots Motorcycle Co Ltd	10	14:22.581	36.921	0.398	98.32	1:24.998	3
18	3		3 Mark CLAYTON	Honda - SP125 / Refined Recruitment	10	14:26.324	40.664	3.743	97.90	1:25.236	6
19	11		4 Stephen CAMPBELL	Honda - Campbell Racing	10	14:32.701	47.041	6.377	97.18	1:25.462	3
20	87		5 Jamie EDWARDS	Nykos - Kinpac Racing	10	14:36.347	50.687	3.646	96.78	1:26.197	9
21	8	M3	16 TJ TOMS	Repli-Cast Moto 3 - Repli-Cast - Armstrong	10	14:36.441	50.781	0.094	96.77	1:26.143	10
22	24		6 Tasia RODINK	Honda - Promemo Racing	10	14:36.994	51.334	0.553	96.71	1:26.167	6
23	17		7 Wesley JONKER	Luyten Honda - Racing Family	10	14:37.205	51.545	0.211	96.68	1:26.327	10
24	34		8 Liam DELVES	Honda - Crucials Sauce / Banks Racing	10	14:37.277	51.617	0.072	96.68	1:26.322	10
25	13	M3	17 Sam BURMAN	Honda - WNT / Burman Racing	10	14:58.098	1:12.438	20.821	94.43	1:28.236	7
26	7		9 Jamie ASHBY	Honda - SP125 / JPA Racing	10	14:58.569	1:12.909	0.471	94.39	1:28.284	8

NOT CLASSIFIED

DNF	1	M3	Edward RENDELL	Ten Kate Honda - Banks Racing	9	12:24.270	1 Lap	1 Lap	102.56	1:21.565	4
DNF	97	M3	Adam MOORE	Honda - Cresswell Racing	8	12:42.656	2 Laps	1 Lap	88.96	1:30.561	2
DNF	5		Edgar MACHADO	KTM - Cresswell Racing	5	8:07.112	5 Laps	3 Laps	87.06	1:35.078	4
DNF	72		Cameron HORSMAN	EE125 - FAB-Racing	0						

FASTEST LAP

95	M3	Scott DEROUE	KTM - Redline KTM	4	1:21.176	104.48 mph	168.15 kph
65		Josh OWENS	Honda - JPL Racing	8	1:23.951	101.03 mph	162.59 kph

Weather / Track : Cloudy / Dry

These results are provisional until the conclusion of any judicial and technical matters.

Thruxton

Circuit Length = 2.3560 miles

Start: 15:35 Flag 15:49 End: 15:50

Race Director :	Stewards :	Timekeeper :
-----------------	------------	--------------

Results can be found at www.britishsuperbike.com

Printed - 15:51 Saturday, 01 August 2015



MCRCB BULLETIN TK127

2015 MCE British Superbike Championship - Round 7

2015 HEL British Motostar Championship

RACE 3 - POSITION CHART

No	Name	Lap										
		Pos	1	2	3	4	5	6	7	8	9	10
6	TAYLOR	1	6	26	6	95	26	6	6	6	95	6
95	DEROUE	2	95	95	26	6	86	95	95	95	26	95
86	NESBITT	3	26	86	95	26	6	26	26	26	1	26
26	SAEZ	4	86	6	86	86	95	86	1	86	86	86
1	RENDELL	5	1	1	1	1	1	1	86	1	6	47
47	ARCHER	6	47	47	47	47	47	47	47	47	47	27
52	BOERBOOM	7	27	27	27	27	27	27	27	27	27	77
65	OWENS	8	52	25	25	52	44	25	25	77	77	25
62	VAN DER VALK	9	25	52	52	25	25	44	44	44	25	44
25	BROUWERS	10	77	77	44	44	52	52	77	25	44	52
27	POLDEN	11	44	44	77	77	77	77	65	65	52	62
44	BEST	12	35	62	62	65	65	2	52	52	65	35
77	PERSSON	13	2	35	65	62	2	65	2	2	2	2
35	LODGE	14	62	2	2	35	35	35	62	62	62	65
2	THOMAS	15	42	65	35	2	62	62	35	35	35	42
42	SLOOTEN	16	21	42	16	42	21	21	42	42	21	21
21	KERR	17	65	16	42	21	42	42	21	21	42	16
16	SAWFORD	18	16	21	21	16	16	16	16	16	16	3
24	RODINK	19	3	3	3	3	3	3	3	3	3	11
17	JONKER	20	11	11	11	11	11	11	11	11	11	87
34	DELVES	21	8	8	8	8	8	87	87	87	87	8
8	TOMS	22	17	24	87	87	87	8	8	8	8	24
72	HORSMAN	23	24	17	17	17	17	17	34	24	24	17
11	CAMPBELL	24	87	87	24	34	34	24	24	34	17	34
3	CLAYTON	25	34	34	34	24	24	34	17	17	34	13
87	EDWARDS	26	13	13	13	13	13	13	13	13	13	7
13	BURMAN	27	7	7	7	7	7	7	7	7	7	7
7	ASHBY	28	97	97	97	97	97	97	97	97	97	97
97	MOORE	29	5	5	5	5	5					
5	MACHADO	30										

Weather / Track : Cloudy / Dry

Results can be found at www.tsl-timing.com

Thruxton
 Circuit Length = 2.3560 miles
 Start: 15:35 Flag 15:49 End: 15:50

Printed - 15:53 Saturday, 01 August 2015

MCRCB BULLETIN TK128

2015 MCE British Superbike Championship - Round 7

2015 HEL British Motostar Championship

RACE 3 - SECTOR ANALYSIS

SECTOR 1 = FL to I1, SECTOR 2 = I1 to I2, SECTOR 3 = I2 to FL, DIFF = Difference To Personal Best Lap

P1 6 M3 Taz TAYLOR		KTM - RS Racing						
IDEAL LAP TIME : 1:21.068		BEST LAP TIME : 1:21.203		DIFFERENCE : 0.135				
LAP	SECTOR 1	SECTOR 2	SECTOR 3	LAP TIME	MPH	DIFF	TIME OF DAY	
1 -	109.1	22.435	123.1	32.656	106.8	1:26.513	98.03 5.310	15:36:54.491
2 -	27.718	106.6	22.167	120.2	32.789	108.5	1:22.674 102.59	1.471 15:38:17.165
3 -	27.356	108.4	22.380	124.0	32.220	107.0	1:21.956 (3) 103.48	0.753 15:39:39.121
4 -	27.155	107.3	22.106	123.1	32.390	108.2	1:21.651 (2) 103.87	0.448 15:41:00.772
5 -	27.400	108.4	22.291	122.6	33.031	107.2	1:22.722 102.53	1.519 15:42:23.494
6 -	27.229	107.5	22.422	123.5	32.363	107.5	1:22.014 103.41	0.811 15:43:45.508
7 -	27.468	107.2	22.219	123.1	32.300	106.6	1:21.987 103.45	0.784 15:45:07.495
8 -	27.220	107.5	22.220	125.2	32.784	106.0	1:22.224 103.15	1.021 15:46:29.719
9 -	28.007	110.5	22.050	125.2	32.659	109.4	1:22.716 102.53	1.513 15:47:52.435
10 -	27.253	111.2	22.087	125.9	31.863	105.8	1:21.203 (1) 104.44	15:49:13.638

P2 95 M3 Scott DEROUE		KTM - Redline KTM						
IDEAL LAP TIME : 1:20.881		BEST LAP TIME : 1:21.176		DIFFERENCE : 0.295				
LAP	SECTOR 1	SECTOR 2	SECTOR 3	LAP TIME	MPH	DIFF	TIME OF DAY	
1 -	111.2	22.363	124.5	32.727	106.6	1:26.595	97.94 5.419	15:36:54.573
2 -	27.697	107.3	22.115	122.0	32.520	105.3	1:22.332 103.01	1.156 15:38:16.905
3 -	27.221	108.7	22.777	117.9	32.603	107.7	1:22.601 102.68	1.425 15:39:39.506
4 -	27.122	109.1	22.119	122.6	31.935	105.6	1:21.176 (1) 104.48	15:41:00.682
5 -	27.618	108.9	22.246	123.3	33.168	106.6	1:23.032 102.14	1.856 15:42:23.714
6 -	27.722	108.7	21.824	125.9	32.373	106.5	1:21.919 (3) 103.53	0.743 15:43:45.633
7 -	27.393	108.5	22.205	120.6	32.385	106.3	1:21.983 103.45	0.807 15:45:07.616
8 -	27.181	110.3	22.219	125.9	32.855	102.1	1:22.255 103.11	1.079 15:46:29.871
9 -	27.439	108.4	22.347	122.6	32.292	105.8	1:22.078 103.33	0.902 15:47:51.949
10 -	27.170	108.2	22.239	123.1	32.376	106.3	1:21.785 (2) 103.70	0.609 15:49:13.734

P3 26 M3 Dani SAEZ		Repli-Cast Moto 3 - Repli-Cast - Armstrong						
IDEAL LAP TIME : 1:21.185		BEST LAP TIME : 1:21.588		DIFFERENCE : 0.403				
LAP	SECTOR 1	SECTOR 2	SECTOR 3	LAP TIME	MPH	DIFF	TIME OF DAY	
1 -	107.7	22.499	121.1	32.961	105.6	1:26.784	97.73 5.196	15:36:54.762
2 -	27.610	107.3	22.258	120.0	32.114	103.2	1:21.982 103.45	0.394 15:38:16.744
3 -	27.499	108.4	22.618	119.1	32.579	105.1	1:22.696 102.56	1.108 15:39:39.440
4 -	27.372	109.1	22.100	121.1	32.116	105.8	1:21.588 (1) 103.95	15:41:01.028
5 -	27.483	108.0	22.224	120.6	32.510	103.8	1:22.217 103.16	0.629 15:42:23.245
6 -	27.404	107.5	22.398	120.2	32.835	105.8	1:22.637 102.63	1.049 15:43:45.882
7 -	27.277	108.9	22.269	122.2	32.484	104.8	1:22.030 103.39	0.442 15:45:07.912
8 -	27.142	107.5	22.168	122.9	32.775	105.3	1:22.085 103.32	0.497 15:46:29.997
9 -	27.648	107.5	22.388	124.5	31.943	103.2	1:21.979 (3) 103.46	0.391 15:47:51.976
10 -	27.352	107.7	22.149	124.2	32.359	106.6	1:21.860 (2) 103.61	0.272 15:49:13.836

P4 86 M3 Charlie NESBITT		Repli-Cast Moto 3 - Repli-Cast UK						
IDEAL LAP TIME : 1:21.401		BEST LAP TIME : 1:21.483		DIFFERENCE : 0.082				
LAP	SECTOR 1	SECTOR 2	SECTOR 3	LAP TIME	MPH	DIFF	TIME OF DAY	
1 -	107.7	22.313	119.8	32.951	104.6	1:27.068	97.41 5.585	15:36:55.046
2 -	27.470	105.6	22.180	118.9	32.366	104.3	1:22.016 (3) 103.41	0.533 15:38:17.062
3 -	27.608	105.5	22.249	118.7	32.906	103.0	1:22.763 102.48	1.280 15:39:39.825
4 -	27.245	108.5	21.919	119.1	32.319	104.3	1:21.483 (1) 104.09	15:41:01.308
5 -	27.396	107.8	22.059	118.7	32.703	102.7	1:22.158 103.23	0.675 15:42:23.466
6 -	27.572	106.8	22.218	119.8	32.820	105.1	1:22.610 102.67	1.127 15:43:46.076
7 -	27.531	107.0	21.938	120.0	32.620	104.8	1:22.089 103.32	0.606 15:45:08.165
8 -	27.210	108.0	22.139	120.0	32.728	104.0	1:22.077 103.33	0.594 15:46:30.242
9 -	27.712	107.5	21.935	122.4	32.432	104.8	1:22.079 103.33	0.596 15:47:52.321
10 -	27.276	108.2	22.309	120.9	32.272	103.8	1:21.857 (2) 103.61	0.374 15:49:14.178

P5 47 M3 Jake ARCHER		Honda - RS Racing					
IDEAL LAP TIME : 1:21.667		BEST LAP TIME : 1:21.880		DIFFERENCE : 0.213			
LAP	SECTOR 1	SECTOR 2	SECTOR 3	LAP TIME	MPH	DIFF	TIME OF DAY

Weather / Track : Cloudy / Dry

Thruxton
 Circuit Length = 2.3560 miles
 Start: 15:35 Flag 15:49 End: 15:50

2015 MCE British Superbike Championship - Round 7

2015 HEL British Motostar Championship

RACE 3 - SECTOR ANALYSIS

SECTOR 1 = FL to I1, SECTOR 2 = I1 to I2, SECTOR 3 = I2 to FL, DIFF = Difference To Personal Best Lap

1 -	108.0	22.366	122.2	32.855	105.8	1:27.503	96.92	5.623	15:36:55.481	
2 -	27.481	107.2	22.116	121.3	32.576	105.6	1:22.173	103.21	0.293	15:38:17.654
3 -	27.435	106.3	22.386	121.3	32.858	105.6	1:22.679	102.58	0.799	15:39:40.333
4 -	27.400	107.8	22.188	120.2	32.584	104.6	1:22.172	103.21	0.292	15:41:02.505
5 -	27.278	107.2	22.230	120.4	32.756	105.0	1:22.264	103.10	0.384	15:42:24.769
6 -	27.458	106.5	22.207	119.8	32.600	105.6	1:22.265	103.10	0.385	15:43:47.034
7 -	27.340	107.2	22.131	120.2	32.669	105.5	1:22.140	103.25	0.260	15:45:09.174
8 -	27.349	106.6	22.293	120.9	32.475	104.3	1:22.117 (3)	103.28	0.237	15:46:31.291
9 -	27.357	107.7	22.061	123.5	32.462	105.3	1:21.880 (1)	103.58		15:47:53.171
10 -	27.144	108.2	22.136	121.7	32.646	105.1	1:21.926 (2)	103.52	0.046	15:49:15.097

P6	27 M3	Georgina POLDEN	KTM - RS Racing						
IDEAL LAP TIME : 1:22.625		BEST LAP TIME : 1:22.697		DIFFERENCE : 0.072					

LAP	SECTOR 1		SECTOR 2		SECTOR 3		LAP TIME	MPH	DIFF	TIME OF DAY
1 -		108.4	22.598	122.2	32.987	106.8	1:28.332	96.01	5.635	15:36:56.310
2 -	27.748	107.3	22.384	122.6	32.898	106.1	1:23.030 (3)	102.15	0.333	15:38:19.340
3 -	27.575	108.5	22.281	123.1	32.841	106.5	1:22.697 (1)	102.56		15:39:42.037
4 -	27.525	107.7	22.259	122.9	33.017	106.1	1:22.801 (2)	102.43	0.104	15:41:04.838
5 -	27.790	106.3	22.413	122.2	32.987	106.0	1:23.190	101.95	0.493	15:42:28.028
6 -	27.690	107.5	22.472	121.7	33.171	105.6	1:23.333	101.77	0.636	15:43:51.361
7 -	27.601	107.5	22.494	121.7	33.147	105.5	1:23.242	101.89	0.545	15:45:14.603
8 -	27.791	106.8	22.559	122.9	33.237	105.6	1:23.587	101.47	0.890	15:46:38.190
9 -	27.907	105.6	22.820	121.3	33.816	104.3	1:24.543	100.32	1.846	15:48:02.733
10 -	27.932	106.6	22.942	121.5	33.482	105.6	1:24.356	100.54	1.659	15:49:27.089

P7	77 M3	Alex PERSSON	Kalex KTM - PWR / FPW Racing						
IDEAL LAP TIME : 1:23.510		BEST LAP TIME : 1:23.604		DIFFERENCE : 0.094					

LAP	SECTOR 1		SECTOR 2		SECTOR 3		LAP TIME	MPH	DIFF	TIME OF DAY
1 -		105.6	23.138	118.5	33.608	105.8	1:30.531	93.68	6.927	15:36:58.509
2 -	28.461	106.5	23.161	114.9	33.475	105.8	1:25.097	99.66	1.493	15:38:23.606
3 -	28.290	106.8	22.944	120.6	33.666	106.6	1:24.900	99.90	1.296	15:39:48.506
4 -	28.046	107.0	22.782	119.4	33.465	105.5	1:24.293	100.62	0.689	15:41:12.799
5 -	28.774	105.3	23.280	120.9	33.328	106.6	1:25.382	99.33	1.778	15:42:38.181
6 -	28.045	108.2	23.093	118.7	33.120	106.0	1:24.258 (3)	100.66	0.654	15:44:02.439
7 -	28.355	104.3	23.002	118.5	33.101	105.8	1:24.458	100.42	0.854	15:45:26.897
8 -	27.844	107.5	22.689	122.2	33.071	104.6	1:23.604 (1)	101.44		15:46:50.501
9 -	27.750	106.0	22.915	118.9	33.969	104.5	1:24.634	100.21	1.030	15:48:15.135
10 -	27.894	105.5	22.864	119.8	33.422	104.8	1:24.180 (2)	100.75	0.576	15:49:39.315

P8	25 M3	Mike BROUWERS	Honda - Joma / Brouwersracingteam						
IDEAL LAP TIME : 1:23.580		BEST LAP TIME : 1:24.093		DIFFERENCE : 0.513					

LAP	SECTOR 1		SECTOR 2		SECTOR 3		LAP TIME	MPH	DIFF	TIME OF DAY
1 -		105.5	22.811	118.1	33.538	100.9	1:30.321	93.90	6.228	15:36:58.299
2 -	28.257	103.7	22.839	115.3	33.666	99.5	1:24.762	100.06	0.669	15:38:23.061
3 -	28.051	104.3	22.800	115.7	33.867	99.4	1:24.718	100.11	0.625	15:39:47.779
4 -	27.914	104.2	22.836	114.7	33.778	98.8	1:24.528	100.34	0.435	15:41:12.307
5 -	28.721	102.7	23.208	116.1	33.471	100.3	1:25.400	99.31	1.307	15:42:37.707
6 -	27.917	103.8	22.587	118.3	33.872	98.3	1:24.376 (2)	100.52	0.283	15:44:02.083
7 -	28.111	103.0	22.911	115.9	33.439	99.4	1:24.461	100.42	0.368	15:45:26.544
8 -	27.745	103.8	22.832	116.7	34.007	100.1	1:24.584	100.27	0.491	15:46:51.128
9 -	28.197	104.5	22.648	118.5	33.248	98.8	1:24.093 (1)	100.85		15:48:15.221
10 -	27.973	104.8	22.895	116.7	33.572	99.5	1:24.440 (3)	100.44	0.347	15:49:39.661

P9	44 M3	Edmund BEST	Honda - SymCirus Motorsport						
IDEAL LAP TIME : 1:23.776		BEST LAP TIME : 1:24.105		DIFFERENCE : 0.329					

LAP	SECTOR 1		SECTOR 2		SECTOR 3		LAP TIME	MPH	DIFF	TIME OF DAY
1 -		103.5	22.866	120.0	33.740	100.9	1:30.585	93.63	6.480	15:36:58.563
2 -	28.633	104.6	23.003	116.1	33.645	103.2	1:25.281	99.45	1.176	15:38:23.844
3 -	28.173	104.8	22.942	118.3	33.409	102.6	1:24.524	100.34	0.419	15:39:48.368
4 -	27.828	106.6	23.005	118.5	33.467	101.6	1:24.300 (2)	100.61	0.195	15:41:12.668

Thruxton
 Circuit Length = 2.3560 miles
 Start: 15:35 Flag 15:49 End: 15:50

MCRCB BULLETIN TK128

2015 MCE British Superbike Championship - Round 7

2015 HEL British Motostar Championship

RACE 3 - SECTOR ANALYSIS

SECTOR 1 = FL to I1, SECTOR 2 = I1 to I2, SECTOR 3 = I2 to FL, DIFF = Difference To Personal Best Lap

5 -	28.445	104.5	22.788	118.9	33.718	99.5	1:24.951	99.84	0.846	15:42:37.619
6 -	27.754	102.2	22.780	118.9	33.982	100.0	1:24.516	100.35	0.411	15:44:02.135
7 -	27.831	104.0	22.905	117.9	33.857	101.5	1:24.593	100.26	0.488	15:45:26.728
8 -	27.830	104.8	22.613	120.0	33.662	101.2	1:24.105 (1)	100.84		15:46:50.833
9 -	27.979	105.0	22.690	119.8	33.977	100.6	1:24.646	100.20	0.541	15:48:15.479
10 -	27.854	106.5	22.826	119.4	33.635	100.7	1:24.315 (3)	100.59	0.210	15:49:39.794

P10 52 M3 Jorel BOERBOOM

Kalex KTM - FPW Racing

IDEAL LAP TIME : 1:23.742

BEST LAP TIME : 1:23.900

DIFFERENCE : 0.158

LAP	SECTOR 1	SECTOR 2	SECTOR 3	LAP TIME	MPH	DIFF	TIME OF DAY			
1 -	106.6	23.298	119.6	33.423	103.8	1:30.102	94.13	6.202	15:36:58.080	
2 -	28.686	107.5	23.289	118.7	33.183	103.7	1:25.158	99.59	1.258	15:38:23.238
3 -	28.456	106.8	23.125	119.4	33.155	103.7	1:24.736	100.09	0.836	15:39:47.974
4 -	28.164	106.0	23.108	116.5	32.981	103.4	1:24.253 (3)	100.66	0.353	15:41:12.227
5 -	29.326	105.5	23.160	121.5	33.053	103.4	1:25.539	99.15	1.639	15:42:37.766
6 -	28.402	107.2	22.999	120.9	33.086	103.2	1:24.487	100.38	0.587	15:44:02.253
7 -	28.801	103.4	22.957	122.4	33.438	104.3	1:25.196	99.55	1.296	15:45:27.449
8 -	28.249	106.6	22.731	124.2	32.920	105.0	1:23.900 (1)	101.09		15:46:51.349
9 -	28.153	108.4	22.920	120.9	33.145	102.2	1:24.218 (2)	100.71	0.318	15:48:15.567
10 -	28.535	103.8	22.882	121.1	32.858	103.8	1:24.275	100.64	0.375	15:49:39.842

P11 62 M3 Vasco VAN DER VALK

Honda - Team ILR / Vasco62.nl

IDEAL LAP TIME : 1:23.263

BEST LAP TIME : 1:23.917

DIFFERENCE : 0.654

LAP	SECTOR 1	SECTOR 2	SECTOR 3	LAP TIME	MPH	DIFF	TIME OF DAY			
1 -	104.8	23.020	111.8	34.893	100.7	1:31.626	92.56	7.709	15:36:59.604	
2 -	27.803	104.3	22.931	112.0	33.806	101.5	1:24.540	100.32	0.623	15:38:24.144
3 -	28.053	105.6	23.030	113.1	33.627	101.8	1:24.710	100.12	0.793	15:39:48.854
4 -	27.837	104.6	22.888	115.5	33.676	99.1	1:24.401	100.49	0.484	15:41:13.255
5 -	28.468	102.9	23.038	116.7	34.141	102.2	1:25.647	99.02	1.730	15:42:38.902
6 -	28.033	106.6	22.633	116.5	33.929	101.6	1:24.595	100.26	0.678	15:44:03.497
7 -	27.695	103.0	22.769	118.1	33.824	100.1	1:24.288	100.62	0.371	15:45:27.785
8 -	28.045	105.6	22.929	119.8	33.060	101.3	1:24.034 (2)	100.93	0.117	15:46:51.819
9 -	27.824	107.2	22.786	116.9	33.672	100.3	1:24.282 (3)	100.63	0.365	15:48:16.101
10 -	28.128	103.8	22.854	117.5	32.935	101.0	1:23.917 (1)	101.07		15:49:40.018

P12 35 M3 Elliot LODGE

Honda - Essential Team Racing / SP125

IDEAL LAP TIME : 1:23.617

BEST LAP TIME : 1:23.934

DIFFERENCE : 0.317

LAP	SECTOR 1	SECTOR 2	SECTOR 3	LAP TIME	MPH	DIFF	TIME OF DAY			
1 -	104.5	22.614	120.0	33.868	102.1	1:30.874	93.33	6.940	15:36:58.852	
2 -	28.450	101.5	22.985	114.5	34.087	102.4	1:25.522	99.17	1.588	15:38:24.374
3 -	28.014	106.3	22.650	113.3	34.380	103.4	1:25.044	99.73	1.110	15:39:49.418
4 -	28.366	106.3	22.535	119.1	33.083	102.7	1:23.984 (2)	100.99	0.050	15:41:13.402
5 -	28.432	104.2	23.019	120.4	33.751	104.0	1:25.202	99.54	1.268	15:42:38.604
6 -	28.180	106.5	22.647	119.8	33.890	101.9	1:24.717	100.11	0.783	15:44:03.321
7 -	28.108	105.6	22.776	120.9	33.814	102.6	1:24.698	100.13	0.764	15:45:28.019
8 -	28.185	106.3	22.633	116.9	33.116	103.2	1:23.934 (1)	101.05		15:46:51.953
9 -	28.196	105.6	22.520	120.2	33.617	102.6	1:24.333 (3)	100.57	0.399	15:48:16.286
10 -	28.268	105.8	22.881	120.9	33.204	100.9	1:24.353	100.54	0.419	15:49:40.639

P13 2 M3 Joe THOMAS

Honda - Team ILR

IDEAL LAP TIME : 1:23.798

BEST LAP TIME : 1:24.040

DIFFERENCE : 0.242

LAP	SECTOR 1	SECTOR 2	SECTOR 3	LAP TIME	MPH	DIFF	TIME OF DAY			
1 -	101.0	23.249	118.9	33.232	102.6	1:31.041	93.16	7.001	15:36:59.019	
2 -	28.571	101.0	23.438	117.7	33.583	102.1	1:25.592	99.09	1.552	15:38:24.611
3 -	28.299	105.0	23.030	117.9	33.392	101.2	1:24.721	100.11	0.681	15:39:49.332
4 -	28.271	103.8	23.339	117.3	32.972	100.3	1:24.582	100.27	0.542	15:41:13.914
5 -	28.094	105.3	23.258	117.1	33.221	101.8	1:24.573	100.28	0.533	15:42:38.487
6 -	28.154	105.1	22.928	116.9	33.242	101.3	1:24.324 (3)	100.58	0.284	15:44:02.811
7 -	28.462	103.0	23.146	119.1	33.263	100.6	1:24.871	99.93	0.831	15:45:27.682
8 -	28.253	106.1	22.758	121.3	33.029	100.9	1:24.040 (1)	100.92		15:46:51.722

Weather / Track : Cloudy / Dry

Thruxton

Circuit Length = 2.3560 miles

Start: 15:35 Flag 15:49 End: 15:50

MCRCB BULLETIN TK128

2015 MCE British Superbike Championship - Round 7

2015 HEL British Motostar Championship

RACE 3 - SECTOR ANALYSIS

SECTOR 1 = FL to I1, SECTOR 2 = I1 to I2, SECTOR 3 = I2 to FL, DIFF = Difference To Personal Best Lap

9 -	28.068	107.2	22.797	120.6	33.381	101.0	1:24.246 (2)	100.67	0.206	15:48:15.968
10 -	28.445	101.9	23.160	117.7	33.132	101.0	1:24.737	100.09	0.697	15:49:40.705

P14 65		Josh OWENS		Honda - JPL Racing							
IDEAL LAP TIME : 1:23.298		BEST LAP TIME : 1:23.951		DIFFERENCE : 0.653							
LAP	SECTOR 1		SECTOR 2		SECTOR 3		LAP TIME	MPH	DIFF	TIME OF DAY	
1 -		100.6	23.144	112.2	34.067	98.6	1:32.115	92.07	8.164	15:37:00.093	
2 -	28.473	98.9	22.730	117.3	33.395	97.3	1:24.598	100.25	0.647	15:38:24.691	
3 -	28.031	103.7	22.327	116.7	34.159	99.5	1:24.517	100.35	0.566	15:39:49.208	
4 -	27.687	104.2	22.413	116.5	33.912	98.9	1:24.012 (2)	100.95	0.061	15:41:13.220	
5 -	28.167	102.6	22.684	117.3	34.165	98.6	1:25.016	99.76	1.065	15:42:38.236	
6 -	28.185	105.1	22.865	117.3	33.584	97.5	1:24.634	100.21	0.683	15:44:02.870	
7 -	28.090	101.3	22.870	115.9	33.522	98.9	1:24.482 (3)	100.39	0.531	15:45:27.352	
8 -	28.285	101.0	22.382	118.9	33.284	99.2	1:23.951 (1)	101.03		15:46:51.303	
9 -	27.721	105.5	22.578	118.1	34.271	98.6	1:24.570	100.29	0.619	15:48:15.873	
10 -	28.286	99.4	22.899	115.9	33.776	97.8	1:24.961	99.82	1.010	15:49:40.834	

P15 42 M3		Brian SLOOTEN		Honda - Bakker Frames Holland							
IDEAL LAP TIME : 1:23.766		BEST LAP TIME : 1:24.872		DIFFERENCE : 1.106							
LAP	SECTOR 1		SECTOR 2		SECTOR 3		LAP TIME	MPH	DIFF	TIME OF DAY	
1 -		104.0	22.731	118.3	34.649	101.5	1:31.707	92.48	6.835	15:36:59.685	
2 -	28.940	99.7	23.172	115.5	33.046	102.7	1:25.158 (2)	99.59	0.286	15:38:24.843	
3 -	28.300	105.3	23.389	113.1	34.297	100.1	1:25.986	98.63	1.114	15:39:50.829	
4 -	27.989	103.0	23.191	113.9	33.692	101.0	1:24.872 (1)	99.93		15:41:15.701	
5 -	28.102	103.0	23.397	110.9	34.256	101.6	1:25.755	98.90	0.883	15:42:41.456	
6 -	28.330	100.9	23.242	115.1	34.400	100.3	1:25.972	98.65	1.100	15:44:07.428	
7 -	28.308	102.7	23.307	115.5	33.558	100.6	1:25.173 (3)	99.58	0.301	15:45:32.601	
8 -	28.165	101.3	23.042	114.7	34.457	100.3	1:25.664	99.01	0.792	15:46:58.265	
9 -	28.229	100.9	23.148	111.1	34.517	100.9	1:25.894	98.74	1.022	15:48:24.159	
10 -	28.298	101.9	23.204	117.1	34.343	101.0	1:25.845	98.80	0.973	15:49:50.004	

P16 21 M3		Richard KERR		Honda - Bob Wylie Racing							
IDEAL LAP TIME : 1:24.582		BEST LAP TIME : 1:24.819		DIFFERENCE : 0.237							
LAP	SECTOR 1		SECTOR 2		SECTOR 3		LAP TIME	MPH	DIFF	TIME OF DAY	
1 -		101.9	23.114	118.1	34.102	100.3	1:31.926	92.26	7.107	15:36:59.904	
2 -	29.752	100.3	23.349	114.9	33.461	100.0	1:26.562	97.98	1.743	15:38:26.466	
3 -	28.244	103.4	23.030	115.3	33.545	101.3	1:24.819 (1)	99.99		15:39:51.285	
4 -	28.091	105.1	23.082	116.1	33.916	99.7	1:25.089 (3)	99.67	0.270	15:41:16.374	
5 -	28.224	103.7	23.155	116.1	33.525	99.8	1:24.904 (2)	99.89	0.085	15:42:41.278	
6 -	28.519	101.9	23.274	116.1	34.301	98.8	1:26.094	98.51	1.275	15:44:07.372	
7 -	28.192	102.6	23.246	114.7	34.292	98.8	1:25.730	98.93	0.911	15:45:33.102	
8 -	28.098	103.5	23.082	116.3	34.117	97.8	1:25.297	99.43	0.478	15:46:58.399	
9 -	28.349	104.6	23.207	113.5	34.062	99.2	1:25.618	99.06	0.799	15:48:24.017	
10 -	28.295	103.0	23.298	114.5	34.551	97.6	1:26.144	98.45	1.325	15:49:50.161	

P17 16		Andrew SAWFORD		Aprilia - St Neots Motorcycle Co Ltd							
IDEAL LAP TIME : 1:24.701		BEST LAP TIME : 1:24.998		DIFFERENCE : 0.297							
LAP	SECTOR 1		SECTOR 2		SECTOR 3		LAP TIME	MPH	DIFF	TIME OF DAY	
1 -		103.0	23.016	120.0	33.609	101.5	1:32.344	91.84	7.346	15:37:00.322	
2 -	28.743	104.5	22.834	117.1	33.743	100.6	1:25.320 (3)	99.40	0.322	15:38:25.642	
3 -	28.472	103.5	22.773	117.7	33.753	100.1	1:24.998 (1)	99.78		15:39:50.640	
4 -	28.644	103.7	22.820	115.3	34.356	101.3	1:25.820	98.83	0.822	15:41:16.460	
5 -	28.737	104.2	22.710	118.9	33.987	100.7	1:25.434	99.27	0.436	15:42:41.894	
6 -	28.412	103.0	23.113	118.7	34.488	99.7	1:26.013	98.60	1.015	15:44:07.907	
7 -	28.536	102.1	22.871	118.9	34.185	99.8	1:25.592	99.09	0.594	15:45:33.499	
8 -	28.417	103.7	22.680	119.6	34.088	100.4	1:25.185 (2)	99.56	0.187	15:46:58.684	
9 -	28.428	103.2	22.738	119.4	34.899	100.1	1:26.065	98.54	1.067	15:48:24.749	
10 -	28.639	102.7	22.843	118.7	34.328	100.9	1:25.810	98.84	0.812	15:49:50.559	

Weather / Track : Cloudy / Dry

Thruxton

Circuit Length = 2.3560 miles

Start: 15:35 Flag 15:49 End: 15:50

MCRCB BULLETIN TK128

2015 MCE British Superbike Championship - Round 7

2015 HEL British Motostar Championship

RACE 3 - SECTOR ANALYSIS

SECTOR 1 = FL to I1, SECTOR 2 = I1 to I2, SECTOR 3 = I2 to FL, DIFF = Difference To Personal Best Lap

P18 3		Mark CLAYTON		Honda - SP125 / Refined Recruitment								
IDEAL LAP TIME : 1:24.892		BEST LAP TIME : 1:25.236		DIFFERENCE : 0.344								
LAP	SECTOR 1	SECTOR 2	SECTOR 3	LAP TIME	MPH	DIFF	TIME OF DAY					
1 -		101.9	23.178	116.9	34.260	101.8	1:32.447	91.74	7.211	15:37:00.425		
2 -	29.103	100.9	23.607	113.3	33.676	100.3	1:26.386	98.18	1.150	15:38:26.811		
3 -	28.266	101.6	23.382	113.3	33.735	99.4	1:25.383 (2)	99.33	0.147	15:39:52.194		
4 -	28.242	100.4	23.618	111.8	34.122	98.6	1:25.982	98.64	0.746	15:41:18.176		
5 -	28.453	100.9	23.303	113.1	33.979	99.8	1:25.735	98.92	0.499	15:42:43.911		
6 -	28.038	101.6	23.308	113.1	33.890	99.4	1:25.236 (1)	99.50		15:44:09.147		
7 -	28.144	100.1	23.449	113.1	33.948	99.7	1:25.541 (3)	99.15	0.305	15:45:34.688		
8 -	28.467	100.6	23.274	114.1	34.156	99.5	1:25.897	98.74	0.661	15:47:00.585		
9 -	28.602	100.4	23.400	114.1	34.589	99.8	1:26.591	97.95	1.355	15:48:27.176		
10 -	28.570	100.0	23.694	112.9	34.862	96.8	1:27.126	97.34	1.890	15:49:54.302		

P19 11		Stephen CAMPBELL		Honda - Campbell Racing								
IDEAL LAP TIME : 1:25.462		BEST LAP TIME : 1:25.462		DIFFERENCE : 0.000								
LAP	SECTOR 1	SECTOR 2	SECTOR 3	LAP TIME	MPH	DIFF	TIME OF DAY					
1 -		100.9	23.090	115.7	34.088	97.3	1:33.205	90.99	7.743	15:37:01.183		
2 -	28.852	101.6	23.179	110.5	34.040	97.9	1:26.071 (2)	98.54	0.609	15:38:27.254		
3 -	28.382	101.2	23.068	113.9	34.012	97.6	1:25.462 (1)	99.24		15:39:52.716		
4 -	28.587	97.1	23.298	113.1	34.193	96.1	1:26.078 (3)	98.53	0.616	15:41:18.794		
5 -	28.966	98.8	23.352	112.2	34.952	95.5	1:27.270	97.18	1.808	15:42:46.064		
6 -	28.437	99.8	23.647	108.4	35.121	95.8	1:27.205	97.26	1.743	15:44:13.269		
7 -	28.567	99.5	23.318	112.5	34.934	96.5	1:26.819	97.69	1.357	15:45:40.088		
8 -	28.707	99.4	23.337	112.5	34.495	96.9	1:26.539	98.00	1.077	15:47:06.627		
9 -	28.688	99.2	23.385	112.2	34.897	96.6	1:26.970	97.52	1.508	15:48:33.597		
10 -	28.755	98.5	23.545	112.0	34.782	96.6	1:27.082	97.39	1.620	15:50:00.679		

P20 87		Jamie EDWARDS		Nykos - Kinpac Racing								
IDEAL LAP TIME : 1:25.914		BEST LAP TIME : 1:26.197		DIFFERENCE : 0.283								
LAP	SECTOR 1	SECTOR 2	SECTOR 3	LAP TIME	MPH	DIFF	TIME OF DAY					
1 -		100.7	23.648	117.3	34.462	98.3	1:35.587	88.73	9.390	15:37:03.565		
2 -	29.493	100.9	23.397	116.9	34.093	95.1	1:26.983	97.50	0.786	15:38:30.548		
3 -	29.326	102.1	23.162	117.9	34.460	97.5	1:26.948	97.54	0.751	15:39:57.496		
4 -	29.355	101.5	23.208	115.1	34.012	98.6	1:26.575 (3)	97.96	0.378	15:41:24.071		
5 -	28.756	102.1	23.183	113.5	35.088	98.1	1:27.027	97.45	0.830	15:42:51.098		
6 -	29.048	101.6	23.321	115.5	33.996	98.5	1:26.365 (2)	98.20	0.168	15:44:17.463		
7 -	28.992	100.1	23.424	112.2	34.303	97.1	1:26.719	97.80	0.522	15:45:44.182		
8 -	29.101	96.5	23.399	114.3	34.552	97.5	1:27.052	97.43	0.855	15:47:11.234		
9 -	28.775	100.9	23.217	114.1	34.205	97.9	1:26.197 (1)	98.39		15:48:37.431		
10 -	29.067	100.4	23.227	114.7	34.600	97.1	1:26.894	97.60	0.697	15:50:04.325		

P21 8 M3		TJ TOMS		Repli-Cast Moto 3 - Repli-Cast - Armstrong								
IDEAL LAP TIME : 1:26.084		BEST LAP TIME : 1:26.143		DIFFERENCE : 0.059								
LAP	SECTOR 1	SECTOR 2	SECTOR 3	LAP TIME	MPH	DIFF	TIME OF DAY					
1 -		101.8	23.666	113.7	34.784	100.1	1:34.761	89.50	8.618	15:37:02.739		
2 -	29.085	100.3	23.489	113.7	34.782	100.1	1:27.356	97.09	1.213	15:38:30.095		
3 -	28.965	101.6	23.473	113.5	34.582	101.3	1:27.020	97.46	0.877	15:39:57.115		
4 -	28.671	102.2	23.521	113.5	34.445	101.5	1:26.637 (2)	97.89	0.494	15:41:23.752		
5 -	28.737	101.9	23.435	114.1	34.743	101.6	1:26.915	97.58	0.772	15:42:50.667		
6 -	28.565	101.0	23.482	113.3	34.890	100.1	1:26.937	97.56	0.794	15:44:17.604		
7 -	29.099	100.7	23.722	112.9	34.520	101.0	1:27.341	97.10	1.198	15:45:44.945		
8 -	28.792	100.4	23.354	115.1	34.491	102.1	1:26.637 (2)	97.89	0.494	15:47:11.582		
9 -	28.741	100.7	23.514	114.1	34.439	101.6	1:26.694	97.83	0.551	15:48:38.276		
10 -	28.624	102.2	23.348	114.3	34.171	99.8	1:26.143 (1)	98.45		15:50:04.419		

P22 24		Tasia RODINK		Honda - Promemo Racing						
IDEAL LAP TIME : 1:25.712		BEST LAP TIME : 1:26.167		DIFFERENCE : 0.455						
LAP	SECTOR 1	SECTOR 2	SECTOR 3	LAP TIME	MPH	DIFF	TIME OF DAY			

Weather / Track : Cloudy / Dry

Thruxton
Circuit Length = 2.3560 miles
Start: 15:35 Flag 15:49 End: 15:50

2015 MCE British Superbike Championship - Round 7

2015 HEL British Motostar Championship

RACE 3 - SECTOR ANALYSIS

SECTOR 1 = FL to I1, SECTOR 2 = I1 to I2, SECTOR 3 = I2 to FL, DIFF = Difference To Personal Best Lap

1 -		100.6	23.899	114.5	34.550	100.4	1:35.310	88.98	9.143	15:37:03.288
2 -	29.079	102.1	23.494	113.1	34.312	97.3	1:26.885	97.61	0.718	15:38:30.173
3 -	29.154	102.1	23.337	117.3	35.369	100.6	1:27.860	96.53	1.693	15:39:58.033
4 -	29.132	101.8	23.428	114.5	34.551	101.0	1:27.111	97.36	0.944	15:41:25.144
5 -	28.823	101.8	23.363	113.7	34.627	100.6	1:26.813	97.69	0.646	15:42:51.957
6 -	28.797	101.9	23.219	114.9	34.151	101.0	1:26.167 (1)	98.43		15:44:18.124
7 -	28.869	101.8	23.586	114.9	35.253	100.4	1:27.708	96.70	1.541	15:45:45.832
8 -	28.453	102.2	23.108	117.7	34.648	100.1	1:26.209 (2)	98.38	0.042	15:47:12.041
9 -	28.514	101.9	23.435	112.4	34.693	99.7	1:26.642	97.89	0.475	15:48:38.683
10 -	28.556	101.3	23.206	114.7	34.527	100.0	1:26.289 (3)	98.29	0.122	15:50:04.972

P23 17 Wesley JONKER Luyten Honda - Racing Family

IDEAL LAP TIME : 1:25.796 BEST LAP TIME : 1:26.327 DIFFERENCE : 0.531

LAP	SECTOR 1		SECTOR 2		SECTOR 3		LAP TIME	MPH	DIFF	TIME OF DAY
1 -		99.7	23.889	112.2	34.259	99.8	1:34.914	89.36	8.587	15:37:02.892
2 -	29.000	102.1	23.639	112.7	34.954	98.9	1:27.593	96.82	1.266	15:38:30.485
3 -	29.004	101.2	23.397	115.5	34.679	99.1	1:27.080	97.40	0.753	15:39:57.565
4 -	28.664	101.8	23.324	112.5	34.768	99.8	1:26.756	97.76	0.429	15:41:24.321
5 -	28.875	101.6	23.252	114.5	34.710	99.5	1:26.837	97.67	0.510	15:42:51.158
6 -	28.405	101.0	23.459	113.3	34.872	99.7	1:26.736	97.78	0.409	15:44:17.894
7 -	28.993	99.8	23.606	113.5	35.477	100.1	1:28.076	96.29	1.749	15:45:45.970
8 -	28.491	101.9	23.132	116.9	34.911	100.0	1:26.534 (3)	98.01	0.207	15:47:12.504
9 -	28.506	101.0	23.150	116.3	34.696	99.2	1:26.352 (2)	98.22	0.025	15:48:38.856
10 -	28.484	101.6	23.231	114.7	34.612	98.5	1:26.327 (1)	98.24		15:50:05.183

P24 34 Liam DELVES Honda - Crucials Sauce / Banks Racing

IDEAL LAP TIME : 1:25.863 BEST LAP TIME : 1:26.322 DIFFERENCE : 0.459

LAP	SECTOR 1		SECTOR 2		SECTOR 3		LAP TIME	MPH	DIFF	TIME OF DAY
1 -		100.6	23.601	110.5	34.963	100.3	1:35.633	88.68	9.311	15:37:03.611
2 -	28.552	101.0	23.452	110.3	35.129	99.7	1:27.133	97.34	0.811	15:38:30.744
3 -	28.929	101.6	23.231	113.9	35.255	100.9	1:27.415	97.02	1.093	15:39:58.159
4 -	29.114	102.6	23.225	112.0	34.390	99.4	1:26.729	97.79	0.407	15:41:24.888
5 -	28.520	101.6	23.500	110.9	34.682	99.8	1:26.702	97.82	0.380	15:42:51.590
6 -	28.824	101.5	23.398	111.6	34.917	99.8	1:27.139	97.33	0.817	15:44:18.729
7 -	28.642	101.2	23.421	114.5	34.825	98.9	1:26.888	97.61	0.566	15:45:45.617
8 -	28.360	100.6	23.323	113.7	34.974	99.5	1:26.657 (2)	97.87	0.335	15:47:12.274
9 -	28.543	100.6	23.249	110.7	34.867	101.6	1:26.659 (3)	97.87	0.337	15:48:38.933
10 -	28.674	100.9	23.113	115.9	34.535	100.7	1:26.322 (1)	98.25		15:50:05.255

P25 13 M3 Sam BURMAN Honda - WNT / Burman Racing

IDEAL LAP TIME : 1:27.703 BEST LAP TIME : 1:28.236 DIFFERENCE : 0.533

LAP	SECTOR 1		SECTOR 2		SECTOR 3		LAP TIME	MPH	DIFF	TIME OF DAY
1 -		100.1	24.269	115.3	34.943	99.7	1:36.672	87.73	8.436	15:37:04.650
2 -	29.713	101.5	24.086	113.9	35.519	98.6	1:29.318	94.95	1.082	15:38:33.968
3 -	29.936	102.1	24.034	113.9	35.600	98.9	1:29.570	94.69	1.334	15:40:03.538
4 -	29.776	102.1	23.937	114.5	35.663	98.2	1:29.376	94.89	1.140	15:41:32.914
5 -	29.679	101.6	23.994	114.5	36.278	99.1	1:29.951	94.29	1.715	15:43:02.865
6 -	29.736	102.2	23.836	113.9	35.879	98.2	1:29.451	94.81	1.215	15:44:32.316
7 -	29.440	102.4	23.640	114.5	35.156	98.8	1:28.236 (1)	96.12		15:46:00.552
8 -	29.300	102.1	23.749	114.7	35.613	98.6	1:28.662	95.66	0.426	15:47:29.214
9 -	29.478	101.5	23.636	114.7	35.428	98.6	1:28.542 (3)	95.79	0.306	15:48:57.756
10 -	29.124	101.6	23.689	114.9	35.507	98.8	1:28.320 (2)	96.03	0.084	15:50:26.076

P26 7 Jamie ASHBY Honda - SP125 / JPA Racing

IDEAL LAP TIME : 1:28.135 BEST LAP TIME : 1:28.284 DIFFERENCE : 0.149

LAP	SECTOR 1		SECTOR 2		SECTOR 3		LAP TIME	MPH	DIFF	TIME OF DAY
1 -		100.1	24.304	112.4	35.675	98.2	1:37.709	86.80	9.425	15:37:05.687
2 -	29.815	100.9	23.911	111.1	35.329	97.6	1:29.055	95.24	0.771	15:38:34.742
3 -	29.894	100.1	24.146	110.5	35.390	98.5	1:29.430	94.84	1.146	15:40:04.172
4 -	29.793	100.3	23.946	111.8	35.359	98.2	1:29.098	95.19	0.814	15:41:33.270

MCRCB BULLETIN TK128

2015 MCE British Superbike Championship - Round 7

2015 HEL British Motostar Championship

RACE 3 - SECTOR ANALYSIS

SECTOR 1 = FL to I1, SECTOR 2 = I1 to I2, SECTOR 3 = I2 to FL, DIFF = Difference To Personal Best Lap

5 -	29.740	100.7	23.816	113.1	36.275	98.6	1:29.831	94.41	1.547	15:43:03.101
6 -	29.745	100.9	23.733	114.1	35.998	97.6	1:29.476	94.79	1.192	15:44:32.577
7 -	29.676	101.3	23.732	112.0	35.380	97.6	1:28.788	95.52	0.504	15:46:01.365
8 -	29.460	100.9	23.544	112.4	35.280	97.6	1:28.284 (1)	96.07		15:47:29.649
9 -	29.317	100.9	23.722	112.2	35.274	98.5	1:28.313 (2)	96.04	0.029	15:48:57.962
10 -	29.471	100.3	23.698	112.0	35.416	97.9	1:28.585 (3)	95.74	0.301	15:50:26.547

P27		1 M3		Edward RENDELL		Ten Kate Honda - Banks Racing				
IDEAL LAP TIME : 1:21.232		BEST LAP TIME : 1:21.565		DIFFERENCE : 0.333						
LAP	SECTOR 1	SECTOR 2	SECTOR 3	LAP TIME	MPH	DIFF	TIME OF DAY			

1 -		106.6	22.158	117.3	33.161	102.6	1:27.317	97.13	5.752	15:36:55.295
2 -	27.273	106.0	22.304	119.4	32.598	102.9	1:22.175	103.21	0.610	15:38:17.470
3 -	27.254	106.6	22.291	118.1	33.007	102.6	1:22.552	102.74	0.987	15:39:40.022
4 -	27.168	108.0	21.936	117.5	32.461	101.5	1:21.565 (1)	103.98		15:41:01.587
5 -	27.243	107.0	22.055	118.5	33.005	103.4	1:22.303	103.05	0.738	15:42:23.890
6 -	27.261	104.5	22.169	119.4	32.951	103.5	1:22.381	102.95	0.816	15:43:46.271
7 -	27.501	106.5	21.816	121.1	32.533	103.4	1:21.850 (3)	103.62	0.285	15:45:08.121
8 -	27.139	106.1	22.809	118.9	32.347	102.7	1:22.295	103.06	0.730	15:46:30.416
9 -	27.590	106.1	21.965	121.1	32.277	102.1	1:21.832 (2)	103.64	0.267	15:47:52.248

P28		97 M3		Adam MOORE		Honda - Cresswell Racing				
IDEAL LAP TIME : 1:30.243		BEST LAP TIME : 1:30.561		DIFFERENCE : 0.318						
LAP	SECTOR 1	SECTOR 2	SECTOR 3	LAP TIME	MPH	DIFF	TIME OF DAY			

1 -		99.1	24.140	114.5	36.158	96.6	1:38.269	86.31	7.708	15:37:06.247
2 -	29.947	99.4	24.138	109.1	36.476	94.6	1:30.561 (1)	93.65		15:38:36.808
3 -	30.828	96.5	24.568	109.8	36.660	95.4	1:32.056 (3)	92.13	1.495	15:40:08.864
4 -	30.410	97.8	24.560	109.2	39.562	78.1	1:34.532	89.72	3.971	15:41:43.396
5 -	31.301	95.4	25.789	107.5	36.876	93.9	1:33.966	90.26	3.405	15:43:17.362
6 -	30.635	96.2	24.635	108.2	36.848	93.7	1:32.118	92.07	1.557	15:44:49.480
7 -	30.201	94.5	24.663	109.6	36.189	94.3	1:31.053 (2)	93.15	0.492	15:46:20.533
8 -	32.264	56.4	36.000	108.0	IN PIT		1:50.101 P	77.03	19.540	15:48:10.634

P29		5		Edgar MACHADO		KTM - Cresswell Racing				
IDEAL LAP TIME : 1:34.806		BEST LAP TIME : 1:35.078		DIFFERENCE : 0.272						
LAP	SECTOR 1	SECTOR 2	SECTOR 3	LAP TIME	MPH	DIFF	TIME OF DAY			

1 -		98.9	25.853	107.2	38.319	95.8	1:43.098	82.26	8.020	15:37:11.076
2 -	31.164	98.6	25.624	108.4	38.777	94.3	1:35.565 (3)	88.75	0.487	15:38:46.641
3 -	31.097	98.1	25.565	108.0	38.701	96.6	1:35.363 (2)	88.94	0.285	15:40:22.004
4 -	30.922	97.2	25.669	108.9	38.487	93.8	1:35.078 (1)	89.20		15:41:57.082
5 -	31.165	98.2	25.854	106.8	IN PIT		1:38.008 P	86.54	2.930	15:43:35.090

MCRCB BULLETIN TK129**2015 MCE British Superbike Championship - Round 7****2015 HEL British Motostar Championship****RACE 3 - BEST SPEEDS**

POS	INTERMEDIATE 1			INTERMEDIATE 2			FINISH LINE		
	NO	NAME	MPH	NO	NAME	MPH	NO	NAME	MPH
1	6	TAYLOR	111.2	6	TAYLOR	125.9	6	TAYLOR	109.4
2	95	DEROUE	111.2	95	DEROUE	125.9	95	DEROUE	107.7
3	26	SAEZ	109.1	26	SAEZ	124.5	27	POLDEN	106.8
4	27	POLDEN	108.5	52	BOERBOOM	124.2	26	SAEZ	106.6
5	86	NESBITT	108.5	47	ARCHER	123.5	77	PERSSON	106.6
6	52	BOERBOOM	108.4	27	POLDEN	123.1	47	ARCHER	105.8
7	47	ARCHER	108.2	86	NESBITT	122.4	86	NESBITT	105.1
8	77	PERSSON	108.2	77	PERSSON	122.2	52	BOERBOOM	105.0
9	1	RENDELL	108.0	2	THOMAS	121.3	35	LODGE	104.0
10	2	THOMAS	107.2	1	RENDELL	121.1	1	RENDELL	103.5
11	62	VAN DER VALK	107.2	35	LODGE	120.9	44	BEST	103.2
12	44	BEST	106.6	16	SAWFORD	120.0	42	SLOOTEN	102.7
13	35	LODGE	106.5	44	BEST	120.0	2	THOMAS	102.6
14	25	BROUWERS	105.5	62	VAN DER VALK	119.8	62	VAN DER VALK	102.2
15	65	OWENS	105.5	65	OWENS	118.9	8	TOMS	102.1
16	42	SLOOTEN	105.3	25	BROUWERS	118.5	3	CLAYTON	101.8
17	21	KERR	105.1	42	SLOOTEN	118.3	34	DELVES	101.6
18	16	SAWFORD	104.5	21	KERR	118.1	16	SAWFORD	101.5
19	34	DELVES	102.6	87	EDWARDS	117.9	21	KERR	101.3
20	13	BURMAN	102.4	24	RODINK	117.7	24	RODINK	101.0
21	8	TOMS	102.2	3	CLAYTON	116.9	25	BROUWERS	100.9
22	24	RODINK	102.2	17	JONKER	116.9	17	JONKER	100.1
23	17	JONKER	102.1	34	DELVES	115.9	13	BURMAN	99.7
24	87	EDWARDS	102.1	11	CAMPBELL	115.7	65	OWENS	99.5
25	3	CLAYTON	101.9	13	BURMAN	115.3	7	ASHBY	98.6
26	11	CAMPBELL	101.6	8	TOMS	115.1	87	EDWARDS	98.6
27	7	ASHBY	101.3	97	MOORE	114.5	11	CAMPBELL	97.9
28	97	MOORE	99.4	7	ASHBY	114.1	5	MACHADO	96.6
29	5	MACHADO	98.9	5	MACHADO	108.9	97	MOORE	96.6
30									

Weather / Track : Cloudy / Dry

Results can be found at www.tsl-timing.com

Thruxton

Circuit Length = 2.3560 miles

Start: 15:35 Flag 15:49 End: 15:50

Printed - 15:54 Saturday, 01 August 2015

MCRCB BULLETIN TK130

2015 MCE British Superbike Championship - Round 7

2015 HEL British Motostar Championship

RACE 3 - BEST SECTORS

SECTOR 1			SECTOR 2			SECTOR 3			IDEAL / BEST COMPARISON						
POS	NO	NAME	TIME	NO	NAME	TIME	NO	NAME	TIME	POS	NO	NAME	IDEAL	BEST	DIFF
													PERFECT LAP	1:20.801	
1	95	DEROUE	27.122	1	RENDELL	21.816	6	TAYLOR	31.863	1	95	DEROUE	1:20.881	1:21.176	0.295
2	1	RENDELL	27.139	95	DEROUE	21.824	95	DEROUE	31.935	2	6	TAYLOR	1:21.068	1:21.203	0.135
3	26	SAEZ	27.142	86	NESBITT	21.919	26	SAEZ	31.943	3	26	SAEZ	1:21.185	1:21.588	0.403
4	47	ARCHER	27.144	6	TAYLOR	22.050	86	NESBITT	32.272	4	1	RENDELL	1:21.232	1:21.565	0.333
5	6	TAYLOR	27.155	47	ARCHER	22.061	1	RENDELL	32.277	5	86	NESBITT	1:21.401	1:21.483	0.082
6	86	NESBITT	27.210	26	SAEZ	22.100	47	ARCHER	32.462	6	47	ARCHER	1:21.667	1:21.880	0.213
7	27	POLDEN	27.525	27	POLDEN	22.259	27	POLDEN	32.841	7	27	POLDEN	1:22.625	1:22.697	0.072
8	65	OWENS	27.687	65	OWENS	22.327	52	BOERBOOM	32.858	8	62	VAN DER VALK	1:23.263	1:23.917	0.654
9	62	VAN DER VALK	27.695	35	LODGE	22.520	62	VAN DER VALK	32.935	9	65	OWENS	1:23.298	1:23.951	0.653
10	25	BROUWERS	27.745	25	BROUWERS	22.587	2	THOMAS	32.972	10	77	PERSSON	1:23.510	1:23.604	0.094
11	77	PERSSON	27.750	44	BEST	22.613	42	SLOOTEN	33.046	11	25	BROUWERS	1:23.580	1:24.093	0.513
12	44	BEST	27.754	62	VAN DER VALK	22.633	77	PERSSON	33.071	12	35	LODGE	1:23.617	1:23.934	0.317
13	42	SLOOTEN	27.989	16	SAWFORD	22.680	35	LODGE	33.083	13	52	BOERBOOM	1:23.742	1:23.900	0.158
14	35	LODGE	28.014	77	PERSSON	22.689	25	BROUWERS	33.248	14	42	SLOOTEN	1:23.766	1:24.872	1.106
15	3	CLAYTON	28.038	42	SLOOTEN	22.731	65	OWENS	33.284	15	44	BEST	1:23.776	1:24.105	0.329
16	2	THOMAS	28.068	52	BOERBOOM	22.731	44	BEST	33.409	16	2	THOMAS	1:23.798	1:24.040	0.242
17	21	KERR	28.091	2	THOMAS	22.758	21	KERR	33.461	17	21	KERR	1:24.582	1:24.819	0.237
18	52	BOERBOOM	28.153	21	KERR	23.030	16	SAWFORD	33.609	18	16	SAWFORD	1:24.701	1:24.998	0.297
19	34	DELVES	28.360	11	CAMPBELL	23.068	3	CLAYTON	33.676	19	3	CLAYTON	1:24.892	1:25.236	0.344
20	11	CAMPBELL	28.382	24	RODINK	23.108	87	EDWARDS	33.996	20	11	CAMPBELL	1:25.462	1:25.462	0.000
21	17	JONKER	28.405	34	DELVES	23.113	11	CAMPBELL	34.012	21	24	RODINK	1:25.712	1:26.167	0.455
22	16	SAWFORD	28.412	17	JONKER	23.132	24	RODINK	34.151	22	17	JONKER	1:25.796	1:26.327	0.531
23	24	RODINK	28.453	87	EDWARDS	23.162	8	TOMS	34.171	23	34	DELVES	1:25.863	1:26.322	0.459
24	8	TOMS	28.565	3	CLAYTON	23.178	17	JONKER	34.259	24	87	EDWARDS	1:25.914	1:26.197	0.283
25	87	EDWARDS	28.756	8	TOMS	23.348	34	DELVES	34.390	25	8	TOMS	1:26.084	1:26.143	0.059
26	13	BURMAN	29.124	7	ASHBY	23.544	13	BURMAN	34.943	26	13	BURMAN	1:27.703	1:28.236	0.533
27	7	ASHBY	29.317	13	BURMAN	23.636	7	ASHBY	35.274	27	7	ASHBY	1:28.135	1:28.284	0.149
28	97	MOORE	29.947	97	MOORE	24.138	97	MOORE	36.158	28	97	MOORE	1:30.243	1:30.561	0.318
29	5	MACHADO	30.922	5	MACHADO	25.565	5	MACHADO	38.319	29	5	MACHADO	1:34.806	1:35.078	0.272
30															

Weather / Track : Cloudy / Dry

Results can be found at www.tsl-timing.com

Thruxton

Circuit Length = 2.3560 miles

Start: 15:35 Flag 15:49 End: 15:50

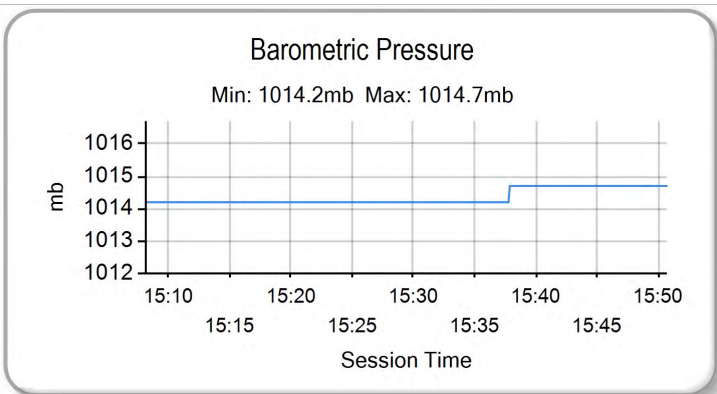
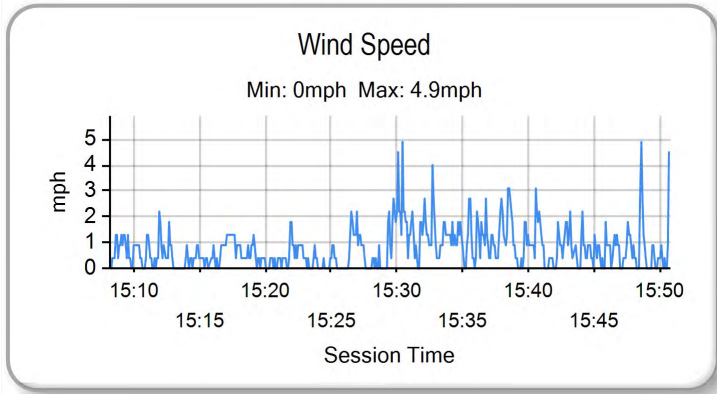
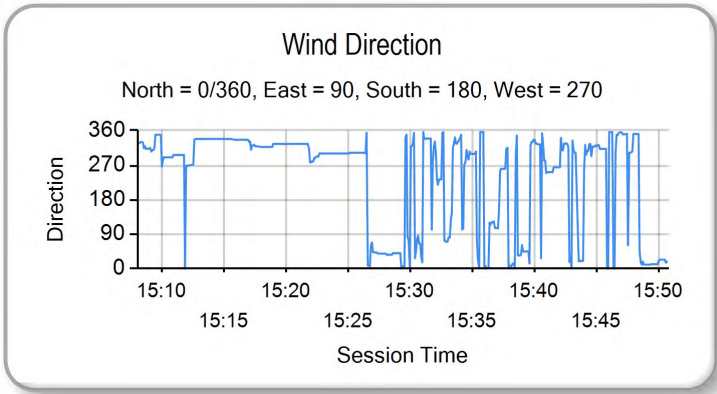
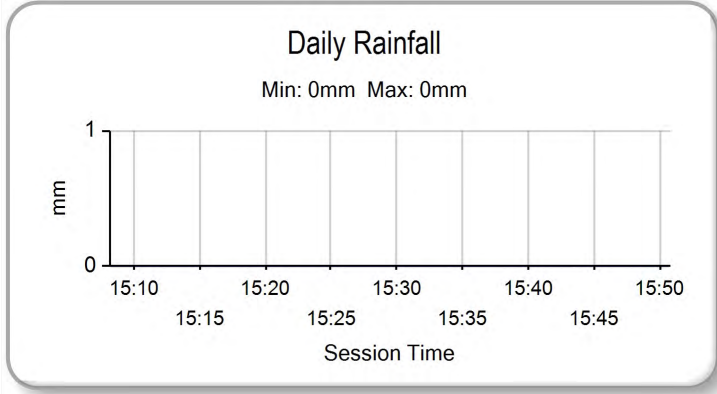
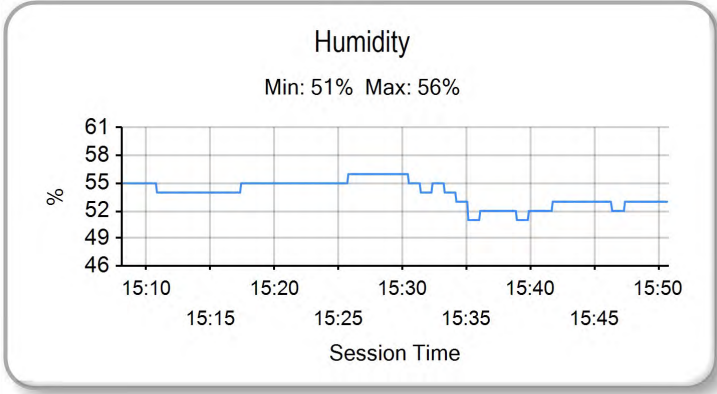
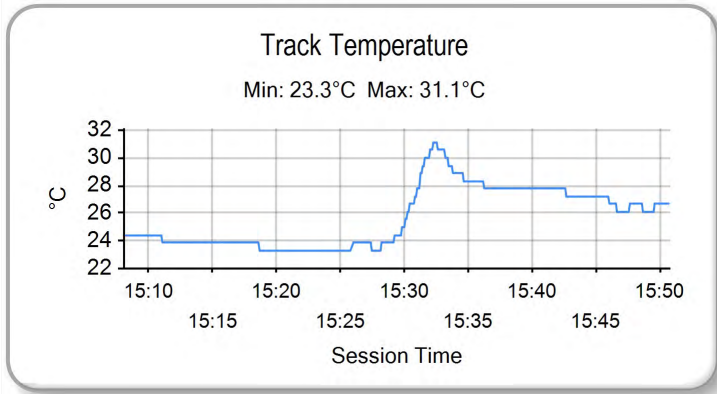
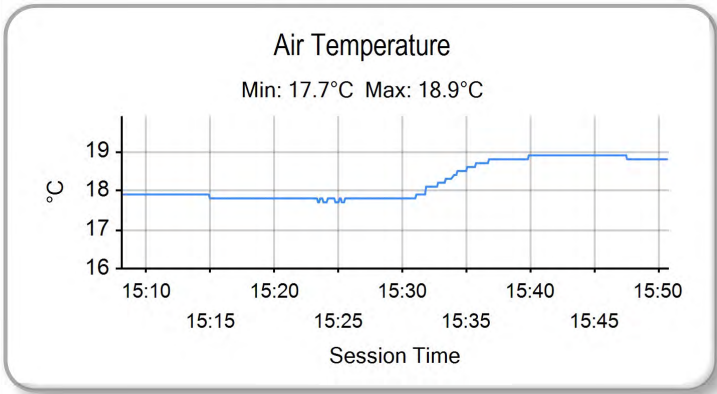
Printed - 15:54 Saturday, 01 August 2015

MCRCB BULLETIN TK131

2015 MCE British Superbike Championship - Round 7

2015 HEL British Motostar Championship

RACE 3 - WEATHER CONDITIONS



Weather / Track : Cloudy / Dry

Results can be found at www.tsl-timing.com

Thruxton
Circuit Length = 2.3560 miles
Start: 15:35 Flag 15:49 End: 15:50

Printed - 15:55 Saturday, 01 August 2015

MCRCB BULLETIN TK132

2015 HEL Performance British Motostar Championship

MOTO 3 POINTS AFTER ROUND 12

	TOTAL	GAP	DIFF	4th-6th April	Donington Park	17th-19th April	Brands Hatch Indy	2nd-4th May Oulton Park	19th-21st June	Snetterton	3rd-5th July	Knockhill	17th-19th July	Brands Hatch GP	31st July-2nd August	Thruxton	21st-23rd August	Cadwell Park	4th-6th September	Oulton Park	18th-20th September	Assen	2nd-4th October	Silverstone	16th-18th October	Brands Hatch - GP
Taz TAYLOR	251			20 16	25 20	25	25	25	25	25 25	25 25	25 20	25													
Scott DEROUE	233	18		25	20 25	13	25 20	20 20	20 25	20																
Edward RENDELL	166	85	67	16 13	16 16	20	16 16	13 16	8 16																	
Dani SAEZ	132	119	34	11	8 9	8	20 8	16 10	13 13	16																
Jorel BOERBOOM	97	154	35	10	10 13	10	13	13	11 11	6																
Alex PERSSON	97	154	0	9 11	16	13 9	9 11	10	9																	
Charlie NESBITT	97	154	0	8	13	7	10 11	11 8	16	13																
Elliot LODGE	75	176	22	8 6	5 5	6	9	10 7	6 9	4																
Georgina POLDEN	68	183	7	13	8	9	8	2 6	4 8	10																
Vasco VAN DER VALK	64	187	4	9 4	1 2	1	4 7	8 9	7 7	5																
Brian SLOOTEN	49	202	15	7 7	4 7	3	5 6	3 5	2																	
Joe THOMAS	49	202	0	11 9	2 4	2	2 2	6	2 6	3																
Jake ARCHER	48	203	1	3	7 6	11		1	9	11																
Christoph BEINLICH	46	205	2	11 10	4	11 10																				
Brad RAY	45	206	1	25 20																						
Mike BROUWERS	40	211	5	3	1	6 3	4	5 10	8																	
Joseph THOMPSON	30	221	10	10 5	3	7 5																				
Joel MARKLUND	26	225	4	6	6	5	5 4																			
Tomas DE VRIES	19	232	7	5 1		3 1	3 2	4																		
Edmund BEST	18	233	1	2		4	1 3	1	7																	
Richard KERR	17	234	1	4			7 5		1																	
TJ TOMS	4	247	13			1		3																		
Asher DURHAM	3	248	1		3																					
Sam BURMAN	2	249	1										2													

MCRCB BULLETIN TK134

2015 HEL Performance British Motostar Championship

125GP POINTS AFTER ROUND 12

	TOTAL	GAP	DIFF	4th-6th April	Donington Park	17th-19th April	Brands Hatch Indy	2nd-4th May Oulton Park	19th-21st June	Snetterton	3rd-5th July	Knockhill	17th-19th July	Brands Hatch GP	31st July-2nd August	Thruxton	21st-23rd August	Cadwell Park	4th-6th September	Oulton Park	18th-20th September	Assen	2nd-4th October	Silverstone	16th-18th October	Brands Hatch - GP
Josh OWENS	275			10 25	25 25	25	25 25	25 25	25 20	25 20	25	25														
Mark CLAYTON	173	102		16 10	16 13	20	10 20	13 13	13 13	13 13	16															
Andrew SAWFORD	167	108	6	25 20	20	16	13 13	20	9 11	20																
Ryan LONGSHAW	131	144	36	20 9	10 20	13	16		11	16 16																
Liam DELVES	120	155	11	11 13	7 8	10	7 9	16 16	7 8	8																
Wesley JONKER	112	163	8	13 16	9 10	11	20 16		8	9																
Jamie EDWARDS	110	165	2	4 11	13 16	9	11 10	8 8	9 11																	
Tasia RODINK	105	170	5	8 8	11 7	5	9 8	10 9	10 10	10																
Cameron HORSMAN	103	172	2	6 7	9		11	25	20 25																	
Stephen CAMPBELL	86	189	17	9	8 11	7	6	11 10	11	13																
Jamie ASHBY	81	194	5	7 6	5 6	6	8 7	9 7	6 7	7																
David WALES	21	254	60				5 5		5 6																	
Louis VALLELEY	19	256	2	5 6	8																					
Adam MOORE	14	261	5	3	5	6																				
Bryn OWEN	5	270	9	5																						



ROW 10	30	5	Edgar MACHADO	29	72	Cameron HORSMAN	28	97	Adam MOORE	
ROW 9		27	7	Jamie ASHBY	26	13	Sam BURMAN	25	17	Wesley JONKER
ROW 8	24	34	Liam DELVES	23	87	Jamie EDWARDS	22	24	Tasia RODINK	
ROW 7		21	8	TJ TOMS	20	11	Stephen CAMPBELL	19	3	Mark CLAYTON
ROW 6	18	16	Andrew SAWFORD	17	42	Brian SLOOTEN	16	21	Richard KERR	
ROW 5		15	44	Edmund BEST	14	25	Mike BROUWERS	13	2	Joe THOMAS
ROW 4	12	65	Josh OWENS	11	35	Elliot LODGE	10	62	Vasco VAN DER VALK	
ROW 3		9	52	Jorel BOERBOOM	8	77	Alex PERSSON	7	27	Georgina POLDEN
ROW 2	6	47	Jake ARCHER	5	26	Dani SAEZ	4	1	Edward RENDELL	
ROW 1		3	86	Charlie NESBITT	2	6	Taz TAYLOR	1	95	Scott DEROUÉ
									Pole	

Thruxton
Circuit Length = 2.3560 miles

These results are provisional until the conclusion of any judicial and technical matters.

Race Director :	Stewards :	Timekeeper :
-----------------	------------	--------------

Results can be found at www.britishsuperbike.com

Printed - 15:52 Saturday, 01 August 2015





POS	NO	CL	PIC NAME	ENTRY	TIME	ON	LAPS	GAP	DIFF	MPH
1	6	M3	1 Taz TAYLOR	KTM - RS Racing	1:20.885	6	6			104.86
2	95	M3	2 Scott DEROUE	KTM - Redline KTM	1:20.891	4	6	0.006	0.006	104.85
3	26	M3	3 Dani SAEZ	Repli-Cast Moto 3 - Repli-Cast - Armstrong	1:21.067	6	6	0.182	0.176	104.62
4	86	M3	4 Charlie NESBITT	Repli-Cast Moto 3 - Repli-Cast UK	1:21.630	3	6	0.745	0.563	103.90
5	47	M3	5 Jake ARCHER	Honda - RS Racing	1:21.983	6	6	1.098	0.353	103.45
6	1	M3	6 Edward RENDELL	Ten Kate Honda - Banks Racing	1:22.490	5	6	1.605	0.507	102.81
7	44	M3	7 Edmund BEST	Honda - SymCirrus Motorsport	1:23.483	4	6	2.598	0.993	101.59
8	27	M3	8 Georgina POLDEN	KTM - RS Racing	1:23.532	6	6	2.647	0.049	101.53
9	77	M3	9 Alex PERSSON	Kalex KTM - PWR / FPW Racing	1:23.709	6	6	2.824	0.177	101.32
10	25	M3	10 Mike BROUWERS	Honda - Joma / Brouwersracingteam	1:23.861	4	6	2.976	0.152	101.13
11	2	M3	11 Joe THOMAS	Honda - Team ILR	1:23.908	6	6	3.023	0.047	101.08
12	62	M3	12 Vasco VAN DER VALK	Honda - Team ILR / Vasco62.nl	1:23.910	4	6	3.025	0.002	101.07
13	52	M3	13 Jorel BOERBOOM	Kalex KTM - FPW Racing	1:23.930	4	6	3.045	0.020	101.05
14	42	M3	14 Brian SLOOTEN	Honda - Bakker Frames Holland	1:24.003	6	6	3.118	0.073	100.96
15	21	M3	15 Richard KERR	Honda - Bob Wylie Racing	1:24.377	6	6	3.492	0.374	100.52
16	65		1 Josh OWENS	Honda - JPL Racing	1:25.128	6	6	4.243	0.751	99.63
17	24		2 Tasia RODINK	Honda - Promemo Racing	1:25.441	5	6	4.556	0.313	99.26
18	16		3 Andrew SAWFORD	Aprilia - St Neots Motorcycle Co Ltd	1:25.607	4	4	4.722	0.166	99.07
19	72		4 Cameron HORSMAN	EE125 - FAB-Racing	1:25.615	6	6	4.730	0.008	99.06
20	87		5 Jamie EDWARDS	Nykos - Kinpac Racing	1:26.060	6	6	5.175	0.445	98.55
21	11		6 Stephen CAMPBELL	Honda - Campbell Racing	1:26.306	5	6	5.421	0.246	98.27
22	17		7 Wesley JONKER	Luyten Honda - Racing Family	1:26.531	5	6	5.646	0.225	98.01
23	34		8 Liam DELVES	Honda - Crucials Sauce / Banks Racing	1:26.706	6	6	5.821	0.175	97.82
24	3		9 Mark CLAYTON	Honda - SP125 / Refined Recruitment	1:26.989	6	6	6.104	0.283	97.50
25	8	M3	16 TJ TOMS	Repli-Cast Moto 3 - Repli-Cast - Armstrong	1:27.109	4	6	6.224	0.120	97.36
26	13	M3	17 Sam BURMAN	Honda - WNT / Burman Racing	1:27.268	4	6	6.383	0.159	97.19
27	7		10 Jamie ASHBY	Honda - SP125 / JPA Racing	1:28.244	5	6	7.359	0.976	96.11

QUALIFYING LAPTIME (110.0% of 1:20.885) = 1:28.973

28	5		11 Edgar MACHADO	KTM - Cresswell Racing	1:31.585	5	5	10.700	3.341	92.60
29	97	M3	18 Adam MOORE	Honda - Cresswell Racing	1:35.585	2	3	14.700	4.000	88.73
30	35	M3	19 Elliot LODGE	Honda - Essential Team Racing / SP125						

Weather / Track : Cloudy / Dry

These results are provisional until the conclusion of any judicial and technical matters.

Thruxton

Circuit Length = 2.3560 miles

Start: 09:08 Flag 09:16 End: 09:17

Race Director :	Stewards :	Timekeeper :
-----------------	------------	--------------

Results can be found at www.britishsuperbike.com

Printed - 09:18 Sunday, 02 August 2015



MCRCB BULLETIN TK189**2015 MCE British Superbike Championship - Round 7****2015 HEL British Motostar Championship****WARM UP - BEST SPEEDS**

POS	INTERMEDIATE 1			INTERMEDIATE 2			FINISH LINE		
	NO	NAME	MPH	NO	NAME	MPH	NO	NAME	MPH
1	6	TAYLOR	107.7	6	TAYLOR	129.0	6	TAYLOR	108.7
2	95	DEROUE	106.6	95	DEROUE	127.0	27	POLDEN	108.5
3	26	SAEZ	106.0	27	POLDEN	126.1	95	DEROUE	108.0
4	27	POLDEN	105.6	52	BOERBOOM	125.6	47	ARCHER	107.8
5	47	ARCHER	105.6	77	PERSSON	125.4	77	PERSSON	107.0
6	62	VAN DER VALK	105.6	26	SAEZ	124.0	72	HORSMAN	106.8
7	77	PERSSON	105.5	44	BEST	124.0	26	SAEZ	106.6
8	2	THOMAS	105.1	47	ARCHER	123.8	52	BOERBOOM	105.8
9	86	NESBITT	104.3	72	HORSMAN	122.9	86	NESBITT	105.1
10	44	BEST	104.2	1	RENDELL	122.4	42	SLOOTEN	103.8
11	21	KERR	104.0	86	NESBITT	122.4	2	THOMAS	103.4
12	52	BOERBOOM	103.7	2	THOMAS	121.7	25	BROUWERS	103.2
13	72	HORSMAN	103.4	62	VAN DER VALK	121.3	62	VAN DER VALK	103.0
14	25	BROUWERS	103.0	25	BROUWERS	121.1	1	RENDELL	102.9
15	42	SLOOTEN	102.9	42	SLOOTEN	120.4	44	BEST	102.9
16	1	RENDELL	102.6	24	RODINK	120.2	24	RODINK	102.6
17	24	RODINK	101.8	21	KERR	119.8	16	SAWFORD	102.2
18	16	SAWFORD	101.6	8	TOMS	119.6	21	KERR	102.1
19	34	DELVES	101.6	16	SAWFORD	119.6	13	BURMAN	101.6
20	65	OWENS	101.0	87	EDWARDS	118.7	8	TOMS	101.5
21	3	CLAYTON	100.7	34	DELVES	118.3	34	DELVES	101.3
22	13	BURMAN	100.7	13	BURMAN	118.1	3	CLAYTON	101.0
23	87	EDWARDS	100.0	7	ASHBY	117.9	87	EDWARDS	100.7
24	8	TOMS	99.5	17	JONKER	117.7	65	OWENS	100.4
25	5	MACHADO	99.2	3	CLAYTON	117.5	7	ASHBY	100.3
26	7	ASHBY	99.2	65	OWENS	117.5	5	MACHADO	100.0
27	17	JONKER	98.9	11	CAMPBELL	116.9	17	JONKER	99.7
28	11	CAMPBELL	97.9	5	MACHADO	115.1	11	CAMPBELL	98.2
29	97	MOORE	93.9	97	MOORE	114.9	97	MOORE	94.6
30									

Weather / Track : Cloudy / Dry

Results can be found at www.tsl-timing.com

Thruxton

Circuit Length = 2.3560 miles

Start: 09:08 Flag 09:16 End: 09:17

Printed - 09:19 Sunday, 02 August 2015

MCRCB BULLETIN TK190**2015 MCE British Superbike Championship - Round 7****2015 HEL British Motostar Championship****WARM UP - BEST SECTORS**

SECTOR 1			SECTOR 2			SECTOR 3			IDEAL / BEST COMPARISON						
POS	NO	NAME	TIME	NO	NAME	TIME	NO	NAME	TIME	POS	NO	NAME	IDEAL	BEST	DIFF
													PERFECT LAP	1:20.261	
1	95	DEROUE	27.274	6	TAYLOR	21.823	95	DEROUE	31.164	1	95	DEROUE	1:20.600	1:20.891	0.291
2	26	SAEZ	27.417	86	NESBITT	21.975	6	TAYLOR	31.600	2	6	TAYLOR	1:20.885	1:20.885	0.000
3	6	TAYLOR	27.462	26	SAEZ	21.980	26	SAEZ	31.670	3	26	SAEZ	1:21.067	1:21.067	0.000
4	86	NESBITT	27.578	95	DEROUE	22.162	86	NESBITT	31.676	4	86	NESBITT	1:21.229	1:21.630	0.401
5	47	ARCHER	27.629	47	ARCHER	22.240	47	ARCHER	32.114	5	47	ARCHER	1:21.983	1:21.983	0.000
6	1	RENDELL	27.705	1	RENDELL	22.406	1	RENDELL	32.198	6	1	RENDELL	1:22.309	1:22.490	0.181
7	62	VAN DER VALK	28.004	27	POLDEN	22.545	52	BOERBOOM	32.264	7	27	POLDEN	1:23.220	1:23.532	0.312
8	25	BROUWERS	28.043	62	VAN DER VALK	22.652	27	POLDEN	32.432	8	44	BEST	1:23.333	1:23.483	0.150
9	77	PERSSON	28.117	44	BEST	22.712	44	BEST	32.499	9	77	PERSSON	1:23.427	1:23.709	0.282
10	44	BEST	28.122	77	PERSSON	22.753	77	PERSSON	32.557	10	62	VAN DER VALK	1:23.436	1:23.910	0.474
11	21	KERR	28.156	2	THOMAS	22.791	2	THOMAS	32.598	11	2	THOMAS	1:23.568	1:23.908	0.340
12	2	THOMAS	28.179	42	SLOOTEN	22.805	25	BROUWERS	32.633	12	25	BROUWERS	1:23.573	1:23.861	0.288
13	27	POLDEN	28.243	52	BOERBOOM	22.830	62	VAN DER VALK	32.780	13	52	BOERBOOM	1:23.591	1:23.930	0.339
14	42	SLOOTEN	28.342	25	BROUWERS	22.897	42	SLOOTEN	32.856	14	42	SLOOTEN	1:24.003	1:24.003	0.000
15	72	HORSMAN	28.392	16	SAWFORD	23.010	21	KERR	33.156	15	21	KERR	1:24.353	1:24.377	0.024
16	52	BOERBOOM	28.497	21	KERR	23.041	65	OWENS	33.376	16	65	OWENS	1:25.060	1:25.128	0.068
17	65	OWENS	28.593	65	OWENS	23.091	24	RODINK	33.380	17	72	HORSMAN	1:25.353	1:25.615	0.262
18	24	RODINK	28.790	24	RODINK	23.271	87	EDWARDS	33.471	18	24	RODINK	1:25.441	1:25.441	0.000
19	16	SAWFORD	28.846	34	DELVES	23.319	72	HORSMAN	33.518	19	16	SAWFORD	1:25.582	1:25.607	0.025
20	17	JONKER	28.957	87	EDWARDS	23.359	11	CAMPBELL	33.557	20	87	EDWARDS	1:25.952	1:26.060	0.108
21	34	DELVES	28.983	72	HORSMAN	23.443	16	SAWFORD	33.726	21	11	CAMPBELL	1:26.152	1:26.306	0.154
22	11	CAMPBELL	29.072	3	CLAYTON	23.456	3	CLAYTON	33.774	22	17	JONKER	1:26.303	1:26.531	0.228
23	87	EDWARDS	29.122	13	BURMAN	23.480	17	JONKER	33.774	23	34	DELVES	1:26.396	1:26.706	0.310
24	3	CLAYTON	29.182	11	CAMPBELL	23.523	8	TOMS	33.929	24	3	CLAYTON	1:26.412	1:26.989	0.577
25	8	TOMS	29.529	17	JONKER	23.572	34	DELVES	34.094	25	8	TOMS	1:27.037	1:27.109	0.072
26	13	BURMAN	29.557	8	TOMS	23.579	13	BURMAN	34.231	26	13	BURMAN	1:27.268	1:27.268	0.000
27	7	ASHBY	29.860	7	ASHBY	23.623	7	ASHBY	34.602	27	7	ASHBY	1:28.085	1:28.244	0.159
28	5	MACHADO	30.386	97	MOORE	24.576	5	MACHADO	35.729	28	5	MACHADO	1:31.333	1:31.585	0.252
29	97	MOORE	32.097	5	MACHADO	25.218	97	MOORE	37.785	29	97	MOORE	1:34.458	1:35.585	1.127
30															

Weather / Track : Cloudy / Dry

Thruxton

Circuit Length = 2.3560 miles

Start: 09:08 Flag 09:16 End: 09:17

Results can be found at www.tsl-timing.com

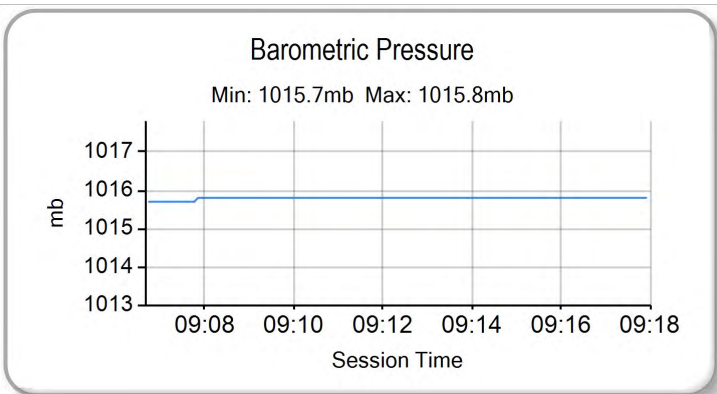
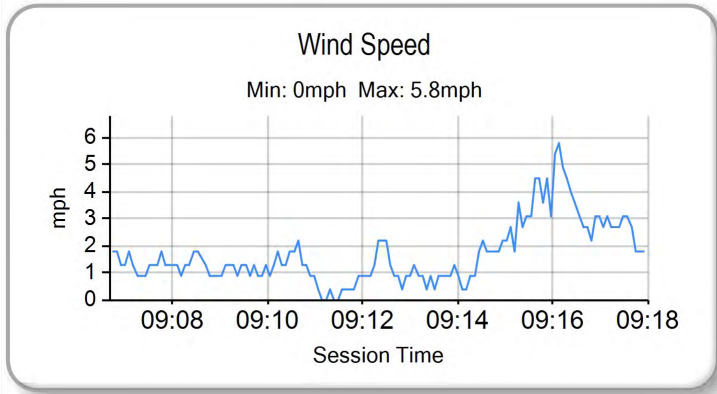
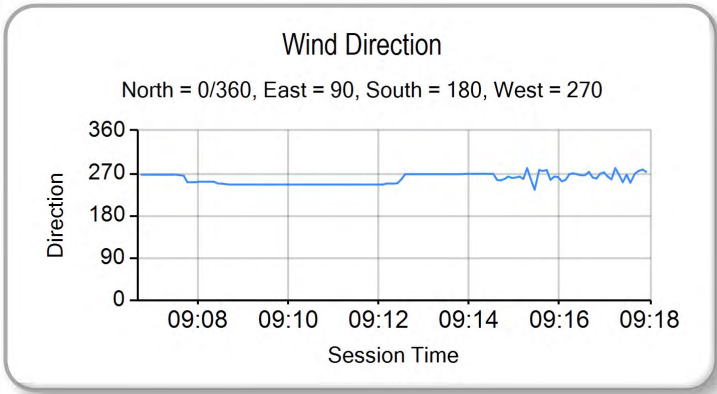
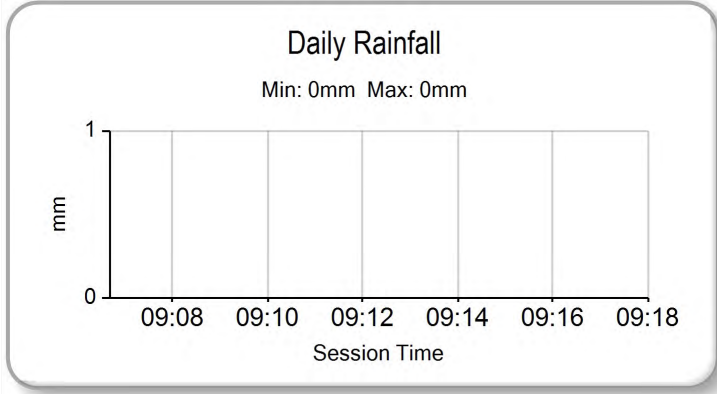
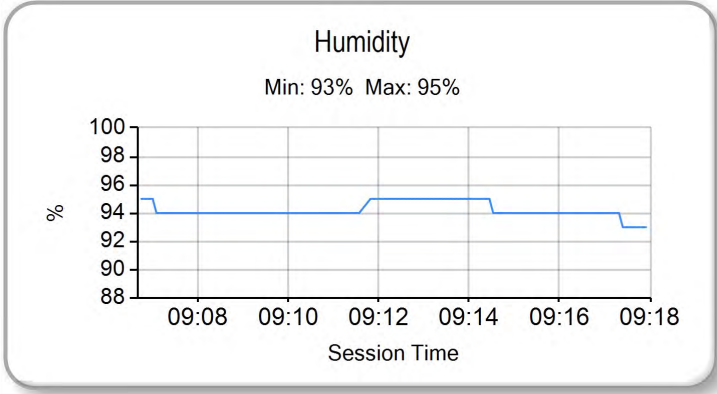
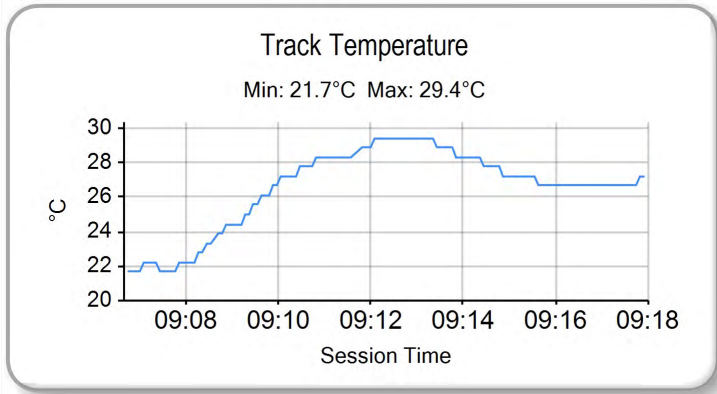
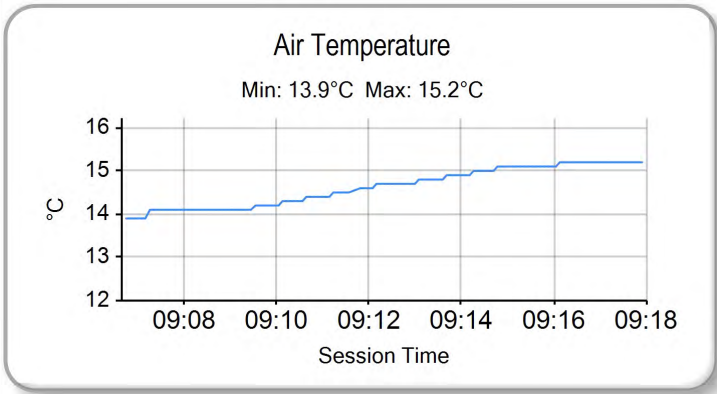
Printed - 09:20 Sunday, 02 August 2015

MCRCB BULLETIN TK191

2015 MCE British Superbike Championship - Round 7

2015 HEL British Motostar Championship

WARM UP - WEATHER CONDITIONS



Weather / Track : Cloudy / Dry

Thruxton
Circuit Length = 2.3560 miles
Start: 09:08 Flag 09:16 End: 09:17

Results can be found at www.tsl-timing.com

Printed - 09:20 Sunday, 02 August 2015



ROW 10	30	5	Edgar MACHADO	29	72	Cameron HORSMAN	28	97	Adam MOORE	
ROW 9		27	7	Jamie ASHBY	26	13	Sam BURMAN	25	17	Wesley JONKER
ROW 8	24	34	Liam DELVES	23	87	Jamie EDWARDS	22	24	Tasia RODINK	
ROW 7		21	8	TJ TOMS	20	11	Stephen CAMPBELL	19	3	Mark CLAYTON
ROW 6	18	16	Andrew SAWFORD	17	42	Brian SLOOTEN	16	21	Richard KERR	
ROW 5		15	44	Edmund BEST	14	25	Mike BROUWERS	13	2	Joe THOMAS
ROW 4	12	65	Josh OWENS	11	35	Elliot LODGE	10	62	Vasco VAN DER VALK	
ROW 3		9	52	Jorel BOERBOOM	8	77	Alex PERSSON	7	27	Georgina POLDEN
ROW 2	6	47	Jake ARCHER	5	26	Dani SAEZ	4	1	Edward RENDELL	
ROW 1		3	86	Charlie NESBITT	2	6	Taz TAYLOR	1	95	Scott DEROUÉ
									Pole	

Thruxton
Circuit Length = 2.3560 miles

These results are provisional until the conclusion of any judicial and technical matters.

Race Director :	Stewards :	Timekeeper :
-----------------	------------	--------------

Results can be found at www.britishsuperbike.com

Printed - 09:19 Sunday, 02 August 2015





POS	NO	CL	PIC NAME	ENTRY	LAPS	TIME	GAP	DIFF	MPH	BEST	ON
1	95	M3	1 Scott DEROUE	KTM - Redline KTM	12	16:20.496			103.80	1:20.654	3
2	86	M3	2 Charlie NESBITT	Repli-Cast Moto 3 - Repli-Cast UK	12	16:20.832	0.336	0.336	103.76	1:20.252	4
3	26	M3	3 Dani SAEZ	Repli-Cast Moto 3 - Repli-Cast - Armstrong	12	16:21.195	0.699	0.363	103.72	1:20.727	4
4	6	M3	4 Taz TAYLOR	KTM - RS Racing	12	16:21.944	1.448	0.749	103.65	1:20.538	4
5	1	M3	5 Edward RENDELL	Ten Kate Honda - Banks Racing	12	16:31.159	10.663	9.215	102.68	1:20.794	3
6	47	M3	6 Jake ARCHER	Honda - RS Racing	12	16:35.885	15.389	4.726	102.19	1:21.984	2
7	77	M3	7 Alex PERSSON	Kalex KTM - PWR / FPW Racing	12	16:40.693	20.197	4.808	101.70	1:22.217	9
8	52	M3	8 Jorel BOERBOOM	Kalex KTM - FPW Racing	12	16:40.731	20.235	0.038	101.70	1:22.717	6
9	25	M3	9 Mike BROUWERS	Honda - Joma / Brouwersracingteam	12	16:43.403	22.907	2.672	101.43	1:22.181	5
10	27	M3	10 Georgina POLDEN	KTM - RS Racing	12	16:44.057	23.561	0.654	101.36	1:22.205	2
11	44	M3	11 Edmund BEST	Honda - SymCirrus Motorsport	12	16:44.155	23.659	0.098	101.35	1:22.659	2
12	62	M3	12 Vasco VAN DER VALK	Honda - Team ILR / Vasco62.nl	12	16:44.331	23.835	0.176	101.34	1:22.675	8
13	35	M3	13 Elliot LODGE	Honda - Essential Team Racing / SP125	12	16:44.526	24.030	0.195	101.32	1:22.701	8
14	2	M3	14 Joe THOMAS	Honda - Team ILR	12	16:55.270	34.774	10.744	100.24	1:22.696	4
15	21	M3	15 Richard KERR	Honda - Bob Wylie Racing	12	17:04.652	44.156	9.382	99.33	1:24.015	3
16	72		1 Cameron HORSMAN	EE125 - FAB-Racing	12	17:13.013	52.517	8.361	98.52	1:24.806	10
17	42	M3	16 Brian SLOOTEN	Honda - Bakker Frames Holland	12	17:13.174	52.678	0.161	98.51	1:24.317	2
18	34		2 Liam DELVES	Honda - Crucials Sauce / Banks Racing	12	17:16.809	56.313	3.635	98.16	1:25.053	8
19	87		3 Jamie EDWARDS	Nykos - Kinpac Racing	12	17:21.918	1:01.422	5.109	97.68	1:25.168	4
20	8	M3	17 TJ TOMS	Repli-Cast Moto 3 - Repli-Cast - Armstrong	12	17:22.599	1:02.103	0.681	97.62	1:25.619	3
21	17		4 Wesley JONKER	Luyten Honda - Racing Family	12	17:23.078	1:02.582	0.479	97.57	1:25.189	4
22	24		5 Tasia RODINK	Honda - Promemo Racing	12	17:23.397	1:02.901	0.319	97.54	1:25.471	4
23	11		6 Stephen CAMPBELL	Honda - Campbell Racing	12	17:23.443	1:02.947	0.046	97.54	1:25.444	4
24	16		7 Andrew SAWFORD	Aprilia - St Neots Motorcycle Co Ltd	12	17:23.635	1:03.139	0.192	97.52	1:25.588	10
25	13	M3	18 Sam BURMAN	Honda - WNT / Burman Racing	12	17:36.620	1:16.124	12.985	96.32	1:27.105	6
26	7		8 Jamie ASHBY	Honda - SP125 / JPA Racing	12	17:48.755	1:28.259	12.135	95.23	1:27.792	2

NOT CLASSIFIED

DNF	65		Josh OWENS	Honda - JPL Racing	11	15:19.386	1 Lap	1 Lap	101.47	1:22.455	5
DNF	3		Mark CLAYTON	Honda - SP125 / Refined Recruitment	11	15:50.305	1 Lap	30.919	98.17	1:25.030	9
DNF	5		Edgar MACHADO	KTM - Cresswell Racing	7	11:03.778	5 Laps	4 Laps	89.44	1:31.802	4
DNF	97	M3	Adam MOORE	Honda - Cresswell Racing	0						

FASTEST LAP

86	M3	Charlie NESBITT	Repli-Cast Moto 3 - Repli-Cast UK	4	1:20.252	105.68 mph	170.08 kph
65		Josh OWENS	Honda - JPL Racing	5	1:22.455	102.86 mph	165.54 kph

NEW LAP RECORD

Thruxton

Circuit Length = 2.3560 miles

Start: 15:04 Flag 15:20 End: 15:22

Weather / Track : Sunny / Dry

These results are provisional until the conclusion of any judicial and technical matters.

Race Director :	Stewards :	Timekeeper :
-----------------	------------	--------------

Results can be found at www.britishsuperbike.com

Printed - 15:22 Sunday, 02 August 2015



MCRCB BULLETIN TK253

2015 MCE British Superbike Championship - Round 7

2015 HEL British Motostar Championship

RACE 11 - LAP CHART

LAP 11 @ 15:19:37.674

NO	BEHIND	LAP TIME
6		1:21.833
95	0.117	1:22.039
86	0.145	1:21.686
26	0.337	1:21.591
1	9.725	1:23.090
47	13.443	1:22.892
52	18.377	1:23.472
77	18.563	1:23.754
25	20.324	1:23.349
65	20.353	1:22.626
35	20.482	1:23.136
27	20.743	1:23.321
44	20.987	1:23.167
62	21.084	1:23.154
2	30.067	1:26.294
21	39.812	1:25.546
42	47.322	1:26.375
72	49.152	1:24.985
3	51.272	1:25.954
34	51.504	1:25.928
87	56.551	1:26.441
8	56.756	1:27.002
24	57.195	1:26.724
17	57.288	1:27.088
11	57.470	1:26.730
16	58.003	1:26.948
13	1:09.771	1:27.370
7	1:20.329	1:28.464

LAP 12 @ 15:20:59.137

NO	BEHIND	LAP TIME
95		1:21.346
86	0.336	1:21.654
26	0.699	1:21.825
6	1.448	1:22.911
1	10.663	1:22.401
47	15.389	1:23.409
77	20.197	1:23.097
52	20.235	1:23.321
25	22.907	1:24.046
27	23.561	1:24.281
44	23.659	1:24.135
62	23.835	1:24.214
35	24.030	1:25.011
2	34.774	1:26.170
21	44.156	1:25.807
72	52.517	1:24.828
42	52.678	1:26.819
34	56.313	1:26.272
87	1:01.422	1:26.334
8	1:02.103	1:26.810
17	1:02.582	1:26.757
24	1:02.901	1:27.169
11	1:02.947	1:26.940
16	1:03.139	1:26.599
13	1:16.124	1:27.816
7	1:28.259	1:29.393

Weather / Track : Sunny / Dry

MCRCB BULLETIN TK254

2015 MCE British Superbike Championship - Round 7

2015 HEL British Motostar Championship

RACE 11 - POSITION CHART

No	Name	Lap												
		Pos	1	2	3	4	5	6	7	8	9	10	11	12
95	DEROUE	1	95	95	95	95	95	6	6	6	6	95	6	95
6	TAYLOR	2	6	6	6	6	6	86	95	95	86	6	95	86
86	NESBITT	3	26	26	26	86	86	95	86	26	95	86	86	26
1	RENDELL	4	86	86	86	26	26	26	26	86	26	26	26	6
26	SAEZ	5	1	1	1	1	1	1	1	1	1	1	1	1
47	ARCHER	6	27	27	47	47	47	47	47	47	47	47	47	47
27	POLDEN	7	47	47	27	27	27	27	52	52	77	77	52	77
77	PERSSON	8	77	52	52	52	52	52	77	77	52	52	77	52
52	BOERBOOM	9	52	77	77	77	77	77	27	27	27	25	25	25
62	VAN DER VALK	10	35	44	44	44	25	44	25	25	25	35	65	27
35	LODGE	11	62	62	62	62	44	25	44	44	44	27	35	44
65	OWENS	12	44	35	35	35	62	65	65	65	65	65	27	62
2	THOMAS	13	21	25	25	25	65	62	35	35	35	44	44	35
25	BROUWERS	14	25	65	65	65	35	35	62	62	62	62	62	2
44	BEST	15	65	2	2	2	2	2	2	2	2	2	2	21
21	KERR	16	2	21	21	21	21	21	21	21	21	21	21	72
42	SLOOTEN	17	42	42	42	42	42	42	42	42	42	42	42	42
16	SAWFORD	18	24	72	72	72	72	72	72	72	72	72	72	34
3	CLAYTON	19	72	3	3	3	3	3	34	34	3	3	3	87
11	CAMPBELL	20	3	34	34	34	34	34	3	3	34	34	34	8
8	TOMS	21	8	8	8	8	8	8	8	8	8	8	87	17
24	RODINK	22	34	24	24	24	87	87	24	24	87	87	8	24
87	EDWARDS	23	16	16	87	87	24	24	87	87	24	17	24	11
34	DELVES	24	13	87	17	17	17	16	17	17	17	24	17	16
17	JONKER	25	17	11	11	11	11	17	16	11	11	11	11	13
13	BURMAN	26	11	17	16	16	16	11	11	16	16	16	16	7
7	ASHBY	27	87	13	13	13	13	13	13	13	13	13	13	
97	MOORE	28	7	7	7	7	7	7	7	7	7	7	7	
72	HORSMAN	29	5	5	5	5	5	5	5					
5	MACHADO	30												

Weather / Track : Sunny / Dry

Results can be found at www.tsl-timing.com

Thruxton
 Circuit Length = 2.3560 miles
 Start: 15:04 Flag 15:20 End: 15:22

Printed - 15:24 Sunday, 02 August 2015

MCRCB BULLETIN TK255

2015 MCE British Superbike Championship - Round 7

2015 HEL British Motostar Championship

RACE 11 - SECTOR ANALYSIS

SECTOR 1 = FL to I1, SECTOR 2 = I1 to I2, SECTOR 3 = I2 to FL, DIFF = Difference To Personal Best Lap

10 -	28.066	104.2	22.805	125.9	31.260	108.5	1:22.131	103.26	1.593	15:18:15.841
11 -	27.625	106.6	22.470	123.8	31.738	107.7	1:21.833	103.64	1.295	15:19:37.674
12 -	27.957	107.5	22.344	125.2	32.610	96.1	1:22.911	102.29	2.373	15:21:00.585

P5 1 M3 Edward RENDELL			Ten Kate Honda - Banks Racing									
IDEAL LAP TIME : 1:20.699			BEST LAP TIME : 1:20.794			DIFFERENCE : 0.095						
LAP	SECTOR 1	SECTOR 2	SECTOR 3	LAP TIME	MPH	DIFF	TIME OF DAY					
1 -	104.6	22.294	123.5	31.870	101.9	1:26.058	98.55	5.264	15:06:04.699			
2 -	27.342	105.0	22.123	123.5	31.602	102.7	1:21.067 (2)	104.62	0.273	15:07:25.766		
3 -	27.230	104.3	22.009	121.5	31.555	103.8	1:20.794 (1)	104.97		15:08:46.560		
4 -	27.135	103.5	22.139	120.0	31.798	98.9	1:21.072 (3)	104.61	0.278	15:10:07.632		
5 -	27.179	103.4	22.396	118.7	32.113	101.5	1:21.688	103.82	0.894	15:11:29.320		
6 -	27.392	100.7	22.818	118.3	32.500	103.0	1:22.710	102.54	1.916	15:12:52.030		
7 -	27.593	99.4	22.891	117.1	32.571	102.2	1:23.055	102.12	2.261	15:14:15.085		
8 -	27.972	101.5	22.946	116.3	32.614	101.5	1:23.532	101.53	2.738	15:15:38.617		
9 -	27.802	100.6	22.771	118.1	32.505	102.2	1:23.078	102.09	2.284	15:17:01.695		
10 -	27.455	102.6	22.772	117.5	32.387	102.2	1:22.614	102.66	1.820	15:18:24.309		
11 -	27.726	101.3	22.839	117.5	32.525	101.2	1:23.090	102.07	2.296	15:19:47.399		
12 -	27.668	101.3	22.636	118.1	32.097	102.1	1:22.401	102.93	1.607	15:21:09.800		

P6 47 M3 Jake ARCHER			Honda - RS Racing									
IDEAL LAP TIME : 1:21.843			BEST LAP TIME : 1:21.984			DIFFERENCE : 0.141						
LAP	SECTOR 1	SECTOR 2	SECTOR 3	LAP TIME	MPH	DIFF	TIME OF DAY					
1 -	106.8	22.307	124.7	32.249	105.8	1:26.791	97.72	4.807	15:06:05.432			
2 -	27.558	106.1	22.092	125.9	32.334	105.3	1:21.984 (1)	103.45		15:07:27.416		
3 -	27.913	103.8	22.506	121.1	32.208	104.3	1:22.627	102.64	0.643	15:08:50.043		
4 -	27.687	102.9	22.513	121.3	32.474	104.2	1:22.674	102.59	0.690	15:10:12.717		
5 -	27.550	103.7	22.582	120.2	32.201	105.3	1:22.333 (2)	103.01	0.349	15:11:35.050		
6 -	27.575	102.6	22.622	121.1	32.572	105.1	1:22.769	102.47	0.785	15:12:57.819		
7 -	27.777	102.2	22.532	120.4	32.329	105.8	1:22.638	102.63	0.654	15:14:20.457		
8 -	27.761	103.8	22.510	120.0	32.334	105.5	1:22.605	102.67	0.621	15:15:43.062		
9 -	27.674	103.8	22.510	122.0	32.283	105.5	1:22.467 (3)	102.84	0.483	15:17:05.529		
10 -	27.712	103.7	22.549	121.1	32.435	104.8	1:22.696	102.56	0.712	15:18:28.225		
11 -	27.649	103.0	22.794	120.4	32.449	105.0	1:22.892	102.32	0.908	15:19:51.117		
12 -	27.944	102.7	22.776	120.0	32.689	104.6	1:23.409	101.68	1.425	15:21:14.526		

P7 77 M3 Alex PERSSON			Kalex KTM - PWR / FPW Racing									
IDEAL LAP TIME : 1:22.198			BEST LAP TIME : 1:22.217			DIFFERENCE : 0.019						
LAP	SECTOR 1	SECTOR 2	SECTOR 3	LAP TIME	MPH	DIFF	TIME OF DAY					
1 -	105.1	22.634	122.9	32.052	106.8	1:27.305	97.14	5.088	15:06:05.946			
2 -	28.248	103.2	22.917	120.9	32.512	106.6	1:23.677	101.36	1.460	15:07:29.623		
3 -	27.989	103.0	22.820	125.4	32.015	106.5	1:22.824	102.40	0.607	15:08:52.447		
4 -	27.859	104.8	22.990	120.0	32.148	106.6	1:22.997	102.19	0.780	15:10:15.444		
5 -	27.816	101.8	22.837	122.6	32.009	107.3	1:22.662 (3)	102.60	0.445	15:11:38.106		
6 -	28.082	103.5	22.670	123.8	32.043	107.2	1:22.795	102.44	0.578	15:13:00.901		
7 -	27.838	104.0	22.771	124.0	32.788	105.8	1:23.397	101.70	1.180	15:14:24.298		
8 -	27.944	103.5	22.575	121.1	32.054	107.2	1:22.573 (2)	102.71	0.356	15:15:46.871		
9 -	27.649	104.8	22.594	122.2	31.974	105.3	1:22.217 (1)	103.16		15:17:09.088		
10 -	28.037	102.2	22.900	120.9	32.458	106.1	1:23.395	101.70	1.178	15:18:32.483		
11 -	27.995	102.7	23.060	121.1	32.699	106.3	1:23.754	101.26	1.537	15:19:56.237		
12 -	28.028	102.9	22.786	122.6	32.283	106.0	1:23.097	102.06	0.880	15:21:19.334		

P8 52 M3 Jorel BOERBOOM			Kalex KTM - FPW Racing									
IDEAL LAP TIME : 1:22.445			BEST LAP TIME : 1:22.717			DIFFERENCE : 0.272						
LAP	SECTOR 1	SECTOR 2	SECTOR 3	LAP TIME	MPH	DIFF	TIME OF DAY					
1 -	106.0	22.440	125.2	32.398	104.6	1:27.635	96.78	4.918	15:06:06.276			
2 -	28.360	105.1	22.482	127.0	32.348	104.0	1:23.190	101.95	0.473	15:07:29.466		
3 -	28.059	102.2	22.621	125.4	32.074	104.8	1:22.754 (3)	102.49	0.037	15:08:52.220		
4 -	28.040	102.4	22.828	124.2	32.067	105.3	1:22.935	102.26	0.218	15:10:15.155		
5 -	28.072	101.5	22.615	124.0	32.095		1:22.782	102.45	0.065	15:11:37.937		

Weather / Track : Sunny / Dry

Thruxton
Circuit Length = 2.3560 miles
Start: 15:04 Flag 15:20 End: 15:22

MCRCB BULLETIN TK255

2015 MCE British Superbike Championship - Round 7

2015 HEL British Motostar Championship

RACE 11 - SECTOR ANALYSIS

SECTOR 1 = FL to I1, SECTOR 2 = I1 to I2, SECTOR 3 = I2 to FL, DIFF = Difference To Personal Best Lap

6 -	28.107	101.9	22.568	124.9	32.042	106.3	1:22.717 (1)	102.53		15:13:00.654
7 -	27.980	103.5	22.613	123.8	32.336	103.5	1:22.929	102.27	0.212	15:14:23.583
8 -	28.088	101.8	22.617	122.4	32.114	105.3	1:22.819	102.41	0.102	15:15:46.402
9 -	27.963	103.2	22.462	123.8	32.307	102.7	1:22.732 (2)	102.51	0.015	15:17:09.134
10 -	28.263	104.8	22.686	123.1	32.496	104.6	1:23.445	101.64	0.728	15:18:32.579
11 -	28.151	105.0	22.933	121.7	32.388	105.3	1:23.472	101.61	0.755	15:19:56.051
12 -	28.113	102.4	22.812	121.5	32.396	103.2	1:23.321	101.79	0.604	15:21:19.372

P9 25 M3 Mike BROUWERS				Honda - Joma / Brouwersracingteam						
IDEAL LAP TIME : 1:22.164		BEST LAP TIME : 1:22.181		DIFFERENCE : 0.017						
LAP	SECTOR 1	SECTOR 2	SECTOR 3	LAP TIME	MPH	DIFF	TIME OF DAY			
1 -		102.7	22.954	119.8	32.311	101.0	1:29.271	95.00	7.090	15:06:07.912
2 -	27.804	103.2	22.681	120.0	32.334	101.3	1:22.819 (2)	102.41	0.638	15:07:30.731
3 -	28.162	98.9	22.808	120.4	31.913	102.6	1:22.883	102.33	0.702	15:08:53.614
4 -	28.127	99.7	22.620	121.1	32.095	102.1	1:22.842 (3)	102.38	0.661	15:10:16.456
5 -	27.755	101.8	22.503	119.8	31.923	100.4	1:22.181 (1)	103.20		15:11:38.637
6 -	28.245	102.2	22.538	120.2	32.262	101.6	1:23.045	102.13	0.864	15:13:01.682
7 -	28.329	100.7	22.739	120.9	32.353	101.6	1:23.421	101.67	1.240	15:14:25.103
8 -	27.748	103.0	22.882	118.1	32.218	101.5	1:22.848	102.37	0.667	15:15:47.951
9 -	27.827	102.9	22.741	118.5	32.539	99.4	1:23.107	102.05	0.926	15:17:11.058
10 -	28.144	101.8	22.854	117.7	32.593	101.2	1:23.591	101.46	1.410	15:18:34.649
11 -	28.017	101.9	22.821	118.5	32.511	101.5	1:23.349	101.76	1.168	15:19:57.998
12 -	28.043	99.2	23.018	116.1	32.985	100.6	1:24.046	100.91	1.865	15:21:22.044

P10 27 M3 Georgina POLDEN				KTM - RS Racing						
IDEAL LAP TIME : 1:21.939		BEST LAP TIME : 1:22.205		DIFFERENCE : 0.266						
LAP	SECTOR 1	SECTOR 2	SECTOR 3	LAP TIME	MPH	DIFF	TIME OF DAY			
1 -		105.8	22.265	125.9	32.025	107.5	1:26.408	98.15	4.203	15:06:05.049
2 -	27.649	106.0	22.297	125.4	32.259	105.6	1:22.205 (1)	103.17		15:07:27.254
3 -	27.985	102.6	22.607	122.9	32.607	106.1	1:23.199 (3)	101.94	0.994	15:08:50.453
4 -	27.778	104.6	22.683	122.9	32.613	105.8	1:23.074 (2)	102.09	0.869	15:10:13.527
5 -	27.809	104.2	22.827	122.2	32.900	106.1	1:23.536	101.53	1.331	15:11:37.063
6 -	27.940	103.4	22.816	123.1	32.556	107.2	1:23.312	101.80	1.107	15:13:00.375
7 -	28.050	103.8	22.943	122.6	32.964	105.8	1:23.957	101.02	1.752	15:14:24.332
8 -	28.238	105.0	22.722	122.2	32.363	107.7	1:23.323	101.79	1.118	15:15:47.655
9 -	27.915	104.3	22.832	124.5	32.593	105.6	1:23.340	101.77	1.135	15:17:10.995
10 -	28.521	105.0	22.882	125.2	32.698	107.0	1:24.101	100.85	1.896	15:18:35.096
11 -	28.305	107.2	22.596	123.3	32.420	107.3	1:23.321	101.79	1.116	15:19:58.417
12 -	28.711	104.2	22.677	123.5	32.893	104.8	1:24.281	100.63	2.076	15:21:22.698

P11 44 M3 Edmund BEST				Honda - SymCirus Motorsport						
IDEAL LAP TIME : 1:22.198		BEST LAP TIME : 1:22.659		DIFFERENCE : 0.461						
LAP	SECTOR 1	SECTOR 2	SECTOR 3	LAP TIME	MPH	DIFF	TIME OF DAY			
1 -		101.2	22.425	125.6	32.340	102.6	1:28.632	95.69	5.973	15:06:07.273
2 -	27.906	104.2	22.274	128.0	32.479	101.6	1:22.659 (1)	102.60		15:07:29.932
3 -	27.779	104.2	22.542	122.0	32.482	102.1	1:22.803 (3)	102.43	0.144	15:08:52.735
4 -	27.911	100.7	22.648	122.0	32.537	101.9	1:23.096	102.07	0.437	15:10:15.831
5 -	27.584	102.9	22.807	121.7	32.491	102.4	1:22.882	102.33	0.223	15:11:38.713
6 -	27.790	101.3	22.619	123.3	32.533	100.4	1:22.942	102.25	0.283	15:13:01.655
7 -	28.087	99.1	22.875	120.6	32.713	102.7	1:23.675	101.36	1.016	15:14:25.330
8 -	27.691	102.9	22.572	120.6	32.464	102.9	1:22.727 (2)	102.52	0.068	15:15:48.057
9 -	28.126	101.2	22.574	123.8	32.481	101.6	1:23.181	101.96	0.522	15:17:11.238
10 -	28.467	102.6	22.865	121.3	32.924	101.8	1:24.256	100.66	1.597	15:18:35.494
11 -	28.246	101.3	22.380	127.3	32.541	101.6	1:23.167	101.98	0.508	15:19:58.661
12 -	28.334	99.8	22.806	120.0	32.995	99.8	1:24.135	100.80	1.476	15:21:22.796

P12 62 M3 Vasco VAN DER VALK				Honda - Team ILR / Vasco62.nl						
IDEAL LAP TIME : 1:22.282		BEST LAP TIME : 1:22.675		DIFFERENCE : 0.393						
LAP	SECTOR 1	SECTOR 2	SECTOR 3	LAP TIME	MPH	DIFF	TIME OF DAY			
1 -		102.7	22.410	121.3	32.773	101.9	1:28.188	96.17	5.513	15:06:06.829

Weather / Track : Sunny / Dry

Thrupton
Circuit Length = 2.3560 miles
Start: 15:04 Flag 15:20 End: 15:22

MCRCB BULLETIN TK255

2015 MCE British Superbike Championship - Round 7

2015 HEL British Motostar Championship

RACE 11 - SECTOR ANALYSIS

SECTOR 1 = FL to I1, SECTOR 2 = I1 to I2, SECTOR 3 = I2 to FL, DIFF = Difference To Personal Best Lap

2 -	28.219	103.2	22.484	121.3	32.620	102.2	1:23.323	101.79	0.648	15:07:30.152
3 -	27.816	104.2	22.658	119.6	32.258	102.6	1:22.732 (2)	102.51	0.057	15:08:52.884
4 -	27.849	103.2	22.674	121.1	32.533	101.5	1:23.056	102.11	0.381	15:10:15.940
5 -	27.624	105.1	22.792	115.7	32.644	102.1	1:23.060	102.11	0.385	15:11:39.000
6 -	28.125	103.7	22.434	120.0	32.359	102.2	1:22.918 (3)	102.28	0.243	15:13:01.918
7 -	28.236	102.7	22.717	116.1	33.006	103.5	1:23.959	101.02	1.284	15:14:25.877
8 -	27.838	103.4	22.400	121.1	32.437	103.4	1:22.675 (1)	102.58		15:15:48.552
9 -	27.898	105.8	22.523	123.5	32.774	103.7	1:23.195	101.94	0.520	15:17:11.747
10 -	28.428	103.2	22.575	120.9	32.854	102.2	1:23.857	101.14	1.182	15:18:35.604
11 -	28.253	102.4	22.442	122.4	32.459	101.9	1:23.154	101.99	0.479	15:19:58.758
12 -	28.326	101.3	22.945	119.8	32.943	100.9	1:24.214	100.71	1.539	15:21:22.972

P13	35	M3	Elliot LODGE	Honda - Essential Team Racing / SP125						
IDEAL LAP TIME : 1:22.486			BEST LAP TIME : 1:22.701			DIFFERENCE : 0.215				

LAP	SECTOR 1	SECTOR 2	SECTOR 3	LAP TIME	MPH	DIFF	TIME OF DAY			
1 -		104.0	22.436	123.5	32.386	102.6	1:27.983	96.40	5.282	15:06:06.624
2 -	28.217	103.4	22.435	121.1	33.028	104.0	1:23.680	101.35	0.979	15:07:30.304
3 -	28.165	102.6	22.572	121.3	32.410	102.9	1:23.147	102.00	0.446	15:08:53.451
4 -	27.837	102.2	22.423	122.4	32.573	103.4	1:22.833 (3)	102.39	0.132	15:10:16.284
5 -	28.228	104.0	22.578	122.6	32.335	104.5	1:23.141	102.01	0.440	15:11:39.425
6 -	27.938	103.5	22.345	124.0	32.431	105.0	1:22.714 (2)	102.54	0.013	15:13:02.139
7 -	28.474	101.8	22.315	122.4	32.725	104.2	1:23.514	101.55	0.813	15:14:25.653
8 -	27.928	103.0	22.314	122.0	32.459	105.1	1:22.701 (1)	102.55		15:15:48.354
9 -	28.006	103.7	22.514	121.7	32.623	104.0	1:23.143	102.01	0.442	15:17:11.497
10 -	28.503	102.9	22.592	120.4	32.428	102.2	1:23.523	101.54	0.822	15:18:35.020
11 -	28.090	101.8	22.653	120.9	32.393	103.5	1:23.136	102.02	0.435	15:19:58.156
12 -	28.715	99.5	22.961	119.1	33.335	101.5	1:25.011	99.77	2.310	15:21:23.167

P14	2	M3	Joe THOMAS	Honda - Team ILR						
IDEAL LAP TIME : 1:22.575			BEST LAP TIME : 1:22.696			DIFFERENCE : 0.121				

LAP	SECTOR 1	SECTOR 2	SECTOR 3	LAP TIME	MPH	DIFF	TIME OF DAY			
1 -		101.6	22.952	119.1	32.692	102.6	1:29.657	94.60	6.961	15:06:08.298
2 -	27.974	103.2	22.892	121.3	32.327	101.5	1:23.193	101.95	0.497	15:07:31.491
3 -	27.985	102.1	22.856	122.0	32.085	101.9	1:22.926 (3)	102.27	0.230	15:08:54.417
4 -	27.832	103.0	22.658	122.2	32.206	102.2	1:22.696 (1)	102.56		15:10:17.113
5 -	27.866	102.4	22.804	120.4	32.241	100.6	1:22.911 (2)	102.29	0.215	15:11:40.024
6 -	27.986	102.1	22.913	120.0	32.453	101.3	1:23.352	101.75	0.656	15:13:03.376
7 -	28.085	100.3	23.122	118.9	32.494	101.8	1:23.701	101.33	1.005	15:14:27.077
8 -	27.919	100.9	23.085	117.7	32.645	102.2	1:23.649	101.39	0.953	15:15:50.726
9 -	28.756	99.1	23.365	118.1	32.965	101.6	1:25.086	99.68	2.390	15:17:15.812
10 -	28.579	100.1	23.808	115.9	33.248	101.2	1:25.635	99.04	2.939	15:18:41.447
11 -	28.941	98.6	23.953	116.3	33.400	100.6	1:26.294	98.28	3.598	15:20:07.741
12 -	28.797	98.6	23.705	116.3	33.668	98.5	1:26.170	98.42	3.474	15:21:33.911

P15	21	M3	Richard KERR	Honda - Bob Wylie Racing						
IDEAL LAP TIME : 1:23.746			BEST LAP TIME : 1:24.015			DIFFERENCE : 0.269				

LAP	SECTOR 1	SECTOR 2	SECTOR 3	LAP TIME	MPH	DIFF	TIME OF DAY			
1 -		102.7	22.712	122.2	32.833	100.7	1:29.102	95.18	5.087	15:06:07.743
2 -	28.349	101.0	22.835	119.4	33.297	97.3	1:24.481 (2)	100.39	0.466	15:07:32.224
3 -	28.201	98.9	22.932	120.0	32.882	99.8	1:24.015 (1)	100.95		15:08:56.239
4 -	28.293	101.2	23.160	118.1	33.424	100.6	1:24.877	99.92	0.862	15:10:21.116
5 -	28.355	100.7	23.536	116.5	33.564	99.5	1:25.455	99.25	1.440	15:11:46.571
6 -	28.462	99.5	23.306	116.7	33.494	101.6	1:25.262	99.47	1.247	15:13:11.833
7 -	28.273	100.3	23.286	116.5	33.235	101.8	1:24.794 (3)	100.02	0.779	15:14:36.627
8 -	28.290	100.6	23.274	115.7	33.340	101.3	1:24.904	99.89	0.889	15:16:01.531
9 -	28.372	101.3	23.325	116.9	33.172	100.9	1:24.869	99.93	0.854	15:17:26.400
10 -	28.635	100.4	23.376	116.9	33.529	101.0	1:25.540	99.15	1.525	15:18:51.940
11 -	28.532	101.2	23.382	115.9	33.632	100.6	1:25.546	99.14	1.531	15:20:17.486
12 -	28.607	99.7	23.444	116.1	33.756	99.5	1:25.807	98.84	1.792	15:21:43.293

Weather / Track : Sunny / Dry

Thrupton
Circuit Length = 2.3560 miles
Start: 15:04 Flag 15:20 End: 15:22

MCRCB BULLETIN TK255

2015 MCE British Superbike Championship - Round 7

2015 HEL British Motostar Championship

RACE 11 - SECTOR ANALYSIS

SECTOR 1 = FL to I1, SECTOR 2 = I1 to I2, SECTOR 3 = I2 to FL, DIFF = Difference To Personal Best Lap

P16 72		Cameron HORSMAN					EE125 - FAB-Racing				
IDEAL LAP TIME : 1:24.660		BEST LAP TIME : 1:24.806					DIFFERENCE : 0.146				
LAP	SECTOR 1		SECTOR 2		SECTOR 3		LAP TIME	MPH	DIFF	TIME OF DAY	
1 -		101.5	23.674	123.1	33.418	104.2	1:32.340	91.85	7.534	15:06:10.981	
2 -	28.988	101.0	23.978	119.6	33.378	103.8	1:26.344	98.23	1.538	15:07:37.325	
3 -	28.494	100.6	24.042	120.0	33.364	104.0	1:25.900	98.73	1.094	15:09:03.225	
4 -	28.666	103.5	23.844	117.5	33.727	104.0	1:26.237	98.35	1.431	15:10:29.462	
5 -	28.574	101.9	23.969	118.3	33.596	103.2	1:26.139	98.46	1.333	15:11:55.601	
6 -	28.494	101.8	23.739	120.0	32.983	104.8	1:25.216	99.53	0.410	15:13:20.817	
7 -	28.569	100.9	23.817	118.7	33.078	104.8	1:25.464	99.24	0.658	15:14:46.281	
8 -	28.562	101.9	23.722	117.3	33.381	104.0	1:25.665	99.00	0.859	15:16:11.946	
9 -	28.492	101.8	23.497	119.6	33.100	104.8	1:25.089	99.67	0.283	15:17:37.035	
10 -	28.311	101.9	23.578	120.2	32.917	105.5	1:24.806 (1)	100.01		15:19:01.841	
11 -	28.281	101.0	23.596	119.4	33.108	104.8	1:24.985 (3)	99.80	0.179	15:20:26.826	
12 -	28.246	99.7	23.552	122.0	33.030	103.2	1:24.828 (2)	99.98	0.022	15:21:51.654	

P17 42 M3		Brian SLOOTEN					Honda - Bakker Frames Holland				
IDEAL LAP TIME : 1:24.045		BEST LAP TIME : 1:24.317					DIFFERENCE : 0.272				
LAP	SECTOR 1		SECTOR 2		SECTOR 3		LAP TIME	MPH	DIFF	TIME OF DAY	
1 -		100.7	23.033	121.1	32.757	102.7	1:30.159	94.07	5.842	15:06:08.800	
2 -	28.344	100.3	23.147	118.9	32.826	102.7	1:24.317 (1)	100.59		15:07:33.117	
3 -	28.321	98.6	23.243	118.5	32.771	102.6	1:24.335 (2)	100.57	0.018	15:08:57.452	
4 -	28.255	99.7	23.449	116.5	33.243	102.1	1:24.947 (3)	99.84	0.630	15:10:22.399	
5 -	28.357	99.2	23.295	117.7	33.437	101.2	1:25.089	99.67	0.772	15:11:47.488	
6 -	28.509	98.2	23.666	115.7	33.489	103.0	1:25.664	99.01	1.347	15:13:13.152	
7 -	28.599	98.2	23.636	115.3	33.192	103.0	1:25.427	99.28	1.110	15:14:38.579	
8 -	28.916	97.1	23.830	113.3	33.781	101.8	1:26.527	98.02	2.210	15:16:05.106	
9 -	28.852	97.9	23.998	114.5	33.768	101.8	1:26.618	97.91	2.301	15:17:31.724	
10 -	28.946	98.2	24.151	114.9	33.800	102.4	1:26.897	97.60	2.580	15:18:58.621	
11 -	28.604	98.8	23.627	116.1	34.144	101.0	1:26.375	98.19	2.058	15:20:24.996	
12 -	29.153	95.8	23.951	115.3	33.715	100.7	1:26.819	97.69	2.502	15:21:51.815	

P18 34		Liam DELVES					Honda - Crucials Sauce / Banks Racing				
IDEAL LAP TIME : 1:25.051		BEST LAP TIME : 1:25.053					DIFFERENCE : 0.002				
LAP	SECTOR 1		SECTOR 2		SECTOR 3		LAP TIME	MPH	DIFF	TIME OF DAY	
1 -		99.4	23.327	120.0	34.118	100.6	1:33.071	91.13	8.018	15:06:11.712	
2 -	28.808	98.8	23.504	115.5	34.326	99.1	1:26.638	97.89	1.585	15:07:38.350	
3 -	28.581	99.2	23.225	115.5	33.907	100.9	1:25.713	98.95	0.660	15:09:04.063	
4 -	28.512	98.9	23.165	114.5	34.289	99.4	1:25.966	98.66	0.913	15:10:30.029	
5 -	28.480	97.5	23.841	113.5	33.604	100.1	1:25.925	98.70	0.872	15:11:55.954	
6 -	28.737	98.2	23.268	117.7	33.848	101.2	1:25.853	98.79	0.800	15:13:21.807	
7 -	28.581	97.5	23.349	114.7	33.579	100.7	1:25.509 (3)	99.18	0.456	15:14:47.316	
8 -	28.390	99.1	23.082	115.3	33.581	101.8	1:25.053 (1)	99.72		15:16:12.369	
9 -	28.396	99.4	23.262	113.9	33.897	101.2	1:25.555	99.13	0.502	15:17:37.924	
10 -	28.445	97.6	23.228	115.5	33.653	101.5	1:25.326 (2)	99.40	0.273	15:19:03.250	
11 -	28.701	99.4	23.472	117.9	33.755	100.7	1:25.928	98.70	0.875	15:20:29.178	
12 -	28.578	97.5	23.481	113.5	34.213	99.7	1:26.272	98.31	1.219	15:21:55.450	

P19 87		Jamie EDWARDS					Nykos - Kinpac Racing				
IDEAL LAP TIME : 1:24.863		BEST LAP TIME : 1:25.168					DIFFERENCE : 0.305				
LAP	SECTOR 1		SECTOR 2		SECTOR 3		LAP TIME	MPH	DIFF	TIME OF DAY	
1 -		100.0	23.220	120.2	33.323	96.6	1:34.688	89.57	9.520	15:06:13.329	
2 -	29.164	100.0	23.115	120.4	33.637	97.6	1:25.916 (3)	98.71	0.748	15:07:39.245	
3 -	28.907	100.3	23.261	117.3	33.948	97.8	1:26.116	98.49	0.948	15:09:05.361	
4 -	28.828	99.4	23.186	120.0	33.154	99.2	1:25.168 (1)	99.58		15:10:30.529	
5 -	28.594	99.7	23.291	114.5	34.409	97.6	1:26.294	98.28	1.126	15:11:56.823	
6 -	28.906	98.9	23.444	116.9	33.979	95.4	1:26.329	98.24	1.161	15:13:23.152	
7 -	29.197	98.1	23.613	117.7	33.807	98.1	1:26.617	97.92	1.449	15:14:49.769	
8 -	29.456	100.9	23.352	115.9	33.504	100.0	1:26.312	98.26	1.144	15:16:16.081	
9 -	28.775	100.1	23.366	117.1	33.525	97.6	1:25.666 (2)	99.00	0.498	15:17:41.747	

Weather / Track : Sunny / Dry

Thruxton
Circuit Length = 2.3560 miles
Start: 15:04 Flag 15:20 End: 15:22

MCRCB BULLETIN TK255

2015 MCE British Superbike Championship - Round 7

2015 HEL British Motostar Championship

RACE 11 - SECTOR ANALYSIS

SECTOR 1 = FL to I1, SECTOR 2 = I1 to I2, SECTOR 3 = I2 to FL, DIFF = Difference To Personal Best Lap

10 -	28.928	100.4	23.406	115.3	33.703	100.1	1:26.037	98.58	0.869	15:19:07.784
11 -	29.196	98.8	23.566	116.3	33.679	100.0	1:26.441	98.12	1.273	15:20:34.225
12 -	29.151	98.1	23.526	116.7	33.657	98.8	1:26.334	98.24	1.166	15:22:00.559

P20		8 M3		TJ TOMS		Repli-Cast Moto 3 - Repli-Cast - Armstrong				
IDEAL LAP TIME : 1:25.173			BEST LAP TIME : 1:25.619			DIFFERENCE : 0.446				
LAP	SECTOR 1	SECTOR 2	SECTOR 3	LAP TIME	MPH	DIFF	TIME OF DAY			
1 -		98.2	23.600	120.2	34.003	101.5	1:32.875	91.32	7.256	15:06:11.516
2 -	29.315	99.1	23.617	119.6	34.172	101.6	1:27.104	97.37	1.485	15:07:38.620
3 -	28.853	98.3	23.471	118.5	33.295	102.2	1:25.619 (1)	99.06		15:09:04.239
4 -	28.970	99.7	23.169	119.4	33.748	98.8	1:25.887 (3)	98.75	0.268	15:10:30.126
5 -	28.757	101.2	23.500	115.5	33.856	101.8	1:26.113	98.49	0.494	15:11:56.239
6 -	28.765	99.7	23.121	118.9	33.953	102.9	1:25.839 (2)	98.80	0.220	15:13:22.078
7 -	28.821	99.4	23.579	118.3	33.616	102.4	1:26.016	98.60	0.397	15:14:48.094
8 -	29.096	98.9	23.745	115.1	33.628	101.3	1:26.469	98.08	0.850	15:16:14.563
9 -	29.101	99.5	23.675	114.7	33.735	102.2	1:26.511	98.04	0.892	15:17:41.074
10 -	29.130	99.4	23.741	116.9	33.483	102.7	1:26.354	98.21	0.735	15:19:07.428
11 -	29.809	99.2	23.569	117.9	33.624	103.2	1:27.002	97.48	1.383	15:20:34.430
12 -	29.283	99.1	23.727	114.3	33.800	101.6	1:26.810	97.70	1.191	15:22:01.240

P21		17		Wesley JONKER		Luyten Honda - Racing Family				
IDEAL LAP TIME : 1:24.988			BEST LAP TIME : 1:25.189			DIFFERENCE : 0.201				
LAP	SECTOR 1	SECTOR 2	SECTOR 3	LAP TIME	MPH	DIFF	TIME OF DAY			
1 -		97.9	23.421	118.1	34.580	95.3	1:34.434	89.81	9.245	15:06:13.075
2 -	29.601	97.6	23.233	118.3	33.617	97.9	1:26.451	98.10	1.262	15:07:39.526
3 -	29.172	97.6	23.138	117.3	33.605	98.2	1:25.915 (3)	98.72	0.726	15:09:05.441
4 -	28.923	98.6	23.092	118.5	33.174	100.4	1:25.189 (1)	99.56		15:10:30.630
5 -	28.995	97.9	23.435	116.9	33.901	98.8	1:26.331	98.24	1.142	15:11:56.961
6 -	29.606	96.1	23.552	117.3	33.475	99.5	1:26.633	97.90	1.444	15:13:23.594
7 -	29.189	98.1	23.380	117.1	33.787	98.8	1:26.356	98.21	1.167	15:14:49.950
8 -	29.102	98.1	23.168	114.7	34.095	98.6	1:26.365	98.20	1.176	15:16:16.315
9 -	29.087	98.5	23.458	116.1	33.506	100.0	1:26.051	98.56	0.862	15:17:42.366
10 -	28.722	97.8	23.207	119.4	33.579	99.8	1:25.508 (2)	99.19	0.319	15:19:07.874
11 -	29.617	96.2	23.457	119.1	34.014	97.8	1:27.088	97.39	1.899	15:20:34.962
12 -	29.162	96.9	23.292	115.1	34.303	99.2	1:26.757	97.76	1.568	15:22:01.719

P22		24		Tasia RODINK		Honda - Promemo Racing				
IDEAL LAP TIME : 1:25.334			BEST LAP TIME : 1:25.471			DIFFERENCE : 0.137				
LAP	SECTOR 1	SECTOR 2	SECTOR 3	LAP TIME	MPH	DIFF	TIME OF DAY			
1 -		100.7	23.707	119.4	33.580	98.8	1:32.306	91.88	6.835	15:06:10.947
2 -	29.347	98.8	24.095	117.7	34.756	97.2	1:28.198	96.16	2.727	15:07:39.145
3 -	28.684	99.7	23.180	117.3	33.811	100.4	1:25.675 (2)	98.99	0.204	15:09:04.820
4 -	28.725	99.4	23.070	118.7	33.676	101.2	1:25.471 (1)	99.23		15:10:30.291
5 -	29.141	99.7	23.365	117.9	34.094	97.5	1:26.600	97.94	1.129	15:11:56.891
6 -	29.015	98.6	23.481	117.7	33.821	99.4	1:26.317	98.26	0.846	15:13:23.208
7 -	29.008	93.7	23.610	116.9	33.911	99.1	1:26.529	98.02	1.058	15:14:49.737
8 -	28.963	98.1	23.464	115.3	33.646	100.9	1:26.073	98.53	0.602	15:16:15.810
9 -	28.825	98.3	23.299	117.3	33.913	100.9	1:26.037 (3)	98.58	0.566	15:17:41.847
10 -	29.173	99.1	23.208	117.7	33.917	102.1	1:26.298	98.28	0.827	15:19:08.145
11 -	29.402	98.8	23.354	117.3	33.968	101.3	1:26.724	97.80	1.253	15:20:34.869
12 -	29.182	96.8	23.436	114.5	34.551	98.2	1:27.169	97.30	1.698	15:22:02.038

P23		11		Stephen CAMPBELL		Honda - Campbell Racing				
IDEAL LAP TIME : 1:25.023			BEST LAP TIME : 1:25.444			DIFFERENCE : 0.421				
LAP	SECTOR 1	SECTOR 2	SECTOR 3	LAP TIME	MPH	DIFF	TIME OF DAY			
1 -		99.4	23.322	118.5	34.741	96.0	1:34.629	89.62	9.185	15:06:13.270
2 -	29.619	98.1	23.195	117.5	33.390	96.5	1:26.204	98.39	0.760	15:07:39.474
3 -	29.558	98.1	23.071	118.3	33.424	97.6	1:26.053 (3)	98.56	0.609	15:09:05.527
4 -	29.134	99.4	22.989	117.9	33.321	98.6	1:25.444 (1)	99.26		15:10:30.971
5 -	28.713	99.5	23.443	116.7	33.952	99.1	1:26.108	98.49	0.664	15:11:57.079

Weather / Track : Sunny / Dry

Thrupton
Circuit Length = 2.3560 miles
Start: 15:04 Flag 15:20 End: 15:22

MCRCB BULLETIN TK255

2015 MCE British Superbike Championship - Round 7

2015 HEL British Motostar Championship

RACE 11 - SECTOR ANALYSIS

SECTOR 1 = FL to I1, SECTOR 2 = I1 to I2, SECTOR 3 = I2 to FL, DIFF = Difference To Personal Best Lap

6 -	29.586	96.9	23.711	116.5	33.507	98.9	1:26.804	97.70	1.360	15:13:23.883
7 -	29.033	99.2	23.362	115.9	34.094	99.2	1:26.489	98.06	1.045	15:14:50.372
8 -	29.106	98.6	23.238	114.3	33.722	98.5	1:26.066	98.54	0.622	15:16:16.438
9 -	28.762	97.9	23.740	114.1	33.792	99.5	1:26.294	98.28	0.850	15:17:42.732
10 -	28.779	98.6	23.256	117.3	33.647	100.1	1:25.682 (2)	98.98	0.238	15:19:08.414
11 -	29.256	97.1	23.858	116.7	33.616	98.5	1:26.730	97.79	1.286	15:20:35.144
12 -	29.084	97.5	23.598	115.9	34.258	96.5	1:26.940	97.55	1.496	15:22:02.084

P24	16	Andrew SAWFORD				Aprilia - St Neots Motorcycle Co Ltd				
IDEAL LAP TIME : 1:24.949		BEST LAP TIME : 1:25.588			DIFFERENCE : 0.639					
LAP	SECTOR 1		SECTOR 2		SECTOR 3		LAP TIME	MPH	DIFF	TIME OF DAY
1 -		99.8	23.433	117.9	34.320	99.1	1:33.990	90.23	8.402	15:06:12.631
2 -	28.994	99.1	22.891	116.1	34.695	97.8	1:26.580	97.96	0.992	15:07:39.211
3 -	29.631	99.4	23.069	121.7	33.845	100.7	1:26.545	98.00	0.957	15:09:05.756
4 -	29.381	101.2	22.648	122.6	34.075	98.5	1:26.104	98.50	0.516	15:10:31.860
5 -	28.962	100.0	22.900	119.1	33.834	100.0	1:25.696 (2)	98.97	0.108	15:11:57.556
6 -	29.202	101.3	22.925	119.6	33.619	101.3	1:25.746 (3)	98.91	0.158	15:13:23.302
7 -	29.291	98.9	23.659	113.9	33.894	101.2	1:26.844	97.66	1.256	15:14:50.146
8 -	29.588	101.9	23.126	118.3	33.796	101.9	1:26.510	98.04	0.922	15:16:16.656
9 -	29.089	100.9	23.211	116.7	34.185	101.5	1:26.485	98.07	0.897	15:17:43.141
10 -	28.682	101.0	22.996	117.9	33.910	103.2	1:25.588 (1)	99.09		15:19:08.729
11 -	29.062	99.4	23.392	118.3	34.494	100.9	1:26.948	97.54	1.360	15:20:35.677
12 -	28.898	99.5	23.391	118.1	34.310	100.9	1:26.599	97.94	1.011	15:22:02.276

P25	13	M3	Sam BURMAN				Honda - WNT / Burman Racing				
IDEAL LAP TIME : 1:26.822		BEST LAP TIME : 1:27.105			DIFFERENCE : 0.283						
LAP	SECTOR 1		SECTOR 2		SECTOR 3		LAP TIME	MPH	DIFF	TIME OF DAY	
1 -		100.4	23.590	120.0	34.841	98.2	1:34.338	89.90	7.233	15:06:12.979	
2 -	30.150	100.7	23.378	119.8	34.327	99.7	1:27.855	96.54	0.750	15:07:40.834	
3 -	29.328	100.4	23.525	117.9	34.320	99.5	1:27.173 (2)	97.29	0.068	15:09:08.007	
4 -	29.359	99.7	23.494	116.7	34.342	100.6	1:27.195 (3)	97.27	0.090	15:10:35.202	
5 -	29.504	99.1	23.705	116.1	34.333	100.3	1:27.542	96.88	0.437	15:12:02.744	
6 -	29.128	99.8	23.661	115.7	34.316	101.5	1:27.105 (1)	97.37		15:13:29.849	
7 -	29.350	100.1	23.627	115.9	34.494	101.8	1:27.471	96.96	0.366	15:14:57.320	
8 -	29.362	100.6	23.659	115.3	34.466	100.4	1:27.487	96.94	0.382	15:16:24.807	
9 -	29.362	100.7	23.619	115.5	34.599	99.7	1:27.580	96.84	0.475	15:17:52.387	
10 -	29.436	100.0	23.669	115.9	34.583	101.3	1:27.688	96.72	0.583	15:19:20.075	
11 -	29.405	99.7	23.624	115.1	34.341	100.9	1:27.370	97.07	0.265	15:20:47.445	
12 -	29.606	98.9	23.726	115.7	34.484	100.3	1:27.816	96.58	0.711	15:22:15.261	

P26	7	Jamie ASHBY				Honda - SP125 / JPA Racing				
IDEAL LAP TIME : 1:27.587		BEST LAP TIME : 1:27.792			DIFFERENCE : 0.205					
LAP	SECTOR 1		SECTOR 2		SECTOR 3		LAP TIME	MPH	DIFF	TIME OF DAY
1 -		97.8	23.933	117.5	34.541	97.9	1:35.348	88.95	7.556	15:06:13.989
2 -	29.822	99.4	23.816	116.5	34.154	98.2	1:27.792 (1)	96.61		15:07:41.781
3 -	29.792	97.9	23.835	115.1	34.317	97.9	1:27.944 (3)	96.44	0.152	15:09:09.725
4 -	29.643	97.8	23.790	115.1	34.420	97.9	1:27.853 (2)	96.54	0.061	15:10:37.578
5 -	29.680	97.6	24.076	112.9	34.409	98.8	1:28.165	96.20	0.373	15:12:05.743
6 -	29.755	96.9	24.073	113.1	34.721	98.5	1:28.549	95.78	0.757	15:13:34.292
7 -	29.864	97.5	24.070	112.7	35.073	98.6	1:29.007	95.29	1.215	15:15:03.299
8 -	29.699	98.3	23.945	112.4	34.865	97.6	1:28.509	95.82	0.717	15:16:31.808
9 -	29.899	97.3	24.106	112.7	34.683	98.2	1:28.688	95.63	0.896	15:18:00.496
10 -	29.867	97.2	24.207	112.5	34.969	98.8	1:29.043	95.25	1.251	15:19:29.539
11 -	29.653	97.8	24.033	112.4	34.778	97.9	1:28.464	95.87	0.672	15:20:58.003
12 -	30.302	95.5	24.123	112.2	34.968	97.8	1:29.393	94.88	1.601	15:22:27.396

P27	65	Josh OWENS				Honda - JPL Racing				
IDEAL LAP TIME : 1:22.006		BEST LAP TIME : 1:22.455			DIFFERENCE : 0.449					
LAP	SECTOR 1		SECTOR 2		SECTOR 3		LAP TIME	MPH	DIFF	TIME OF DAY
1 -		100.3	22.902	118.1	32.390	100.3	1:29.576	94.68	7.121	15:06:08.217

Weather / Track : Sunny / Dry

Thruxton
Circuit Length = 2.3560 miles
Start: 15:04 Flag 15:20 End: 15:22

MCRCB BULLETIN TK255

2015 MCE British Superbike Championship - Round 7

2015 HEL British Motostar Championship

RACE 11 - SECTOR ANALYSIS

SECTOR 1 = FL to I1, SECTOR 2 = I1 to I2, SECTOR 3 = I2 to FL, DIFF = Difference To Personal Best Lap

2 -	27.775	101.2	22.636	117.3	32.336	99.8	1:22.747	102.50	0.292	15:07:30.964
3 -	27.860	99.5	23.011	117.1	32.073	100.9	1:22.944	102.25	0.489	15:08:53.908
4 -	27.874	96.9	22.759	118.5	32.217	100.4	1:22.850	102.37	0.395	15:10:16.758
5 -	27.674	101.5	22.347	120.6	32.434	100.3	1:22.455 (1)	102.86		15:11:39.213
6 -	27.740	102.9	22.599	120.2	32.269	101.2	1:22.608 (2)	102.67	0.153	15:13:01.821
7 -	28.030	100.3	22.873	118.7	32.816	101.3	1:23.719	101.31	1.264	15:14:25.540
8 -	27.586	103.0	22.463	116.7	32.655	101.6	1:22.704	102.55	0.249	15:15:48.244
9 -	27.825	99.2	22.863	119.1	32.430	100.6	1:23.118	102.04	0.663	15:17:11.362
10 -	28.459	103.5	22.743	116.9	32.837	99.7	1:24.039	100.92	1.584	15:18:35.401
11 -	27.941	99.8	22.552	120.4	32.133	98.6	1:22.626 (3)	102.65	0.171	15:19:58.027

P28 3 Mark CLAYTON

Honda - SP125 / Refined Recruitment

IDEAL LAP TIME : 1:24.606

BEST LAP TIME : 1:25.030

DIFFERENCE : 0.424

LAP	SECTOR 1	SECTOR 2	SECTOR 3	LAP TIME	MPH	DIFF	TIME OF DAY			
1 -	98.1	23.732	118.1	33.774	98.9	1:32.459	91.73	7.429	15:06:11.100	
2 -	29.153	97.8	23.984	117.7	33.626	100.1	1:26.763	97.75	1.733	15:07:37.863
3 -	28.978	98.5	23.388	115.7	33.716	99.4	1:26.082	98.52	1.052	15:09:03.945
4 -	28.706	100.3	23.548	115.9	33.358	97.9	1:25.612	99.07	0.582	15:10:29.557
5 -	28.887	96.8	23.832	114.7	33.456	97.6	1:26.175	98.42	1.145	15:11:55.732
6 -	28.729	97.9	23.577	115.3	33.515	100.0	1:25.821	98.82	0.791	15:13:21.553
7 -	28.953	98.6	23.454	116.7	33.453	99.4	1:25.860	98.78	0.830	15:14:47.413
8 -	28.490	99.8	22.913	115.3	33.975	99.2	1:25.378 (3)	99.34	0.348	15:16:12.791
9 -	28.412	100.0	23.302	115.9	33.316	99.5	1:25.030 (1)	99.74		15:17:37.821
10 -	28.710	98.8	23.180	117.7	33.281	99.2	1:25.171 (2)	99.58	0.141	15:19:02.992
11 -	28.843	97.5	23.529	115.5	33.582	99.8	1:25.954	98.67	0.924	15:20:28.946

P29 5 Edgar MACHADO

KTM - Cresswell Racing

IDEAL LAP TIME : 1:31.757

BEST LAP TIME : 1:31.802

DIFFERENCE : 0.045

LAP	SECTOR 1	SECTOR 2	SECTOR 3	LAP TIME	MPH	DIFF	TIME OF DAY			
1 -	96.2	25.841	111.2	36.841	98.2	1:41.311	83.71	9.509	15:06:19.952	
2 -	30.822	95.7	25.593	112.9	36.969	95.5	1:33.384	90.82	1.582	15:07:53.336
3 -	30.859	95.8	25.597	111.2	36.353	97.2	1:32.809	91.38	1.007	15:09:26.145
4 -	30.404	97.2	25.249	111.6	36.149	96.9	1:31.802 (1)	92.39		15:10:57.947
5 -	30.531	95.4	25.525	110.7	36.227	98.5	1:32.283 (3)	91.90	0.481	15:12:30.230
6 -	30.572	95.3	25.491	110.5	36.104	97.5	1:32.167 (2)	92.02	0.365	15:14:02.397
7 -	30.480	97.1	25.503	106.1	44.039	33.6	1:40.022	84.79	8.220	15:15:42.419

MCRCB BULLETIN TK256**2015 MCE British Superbike Championship - Round 7****2015 HEL British Motostar Championship****RACE 11 - BEST SPEEDS**

POS	INTERMEDIATE 1			INTERMEDIATE 2			FINISH LINE		
	NO	NAME	MPH	NO	NAME	MPH	NO	NAME	MPH
1	6	TAYLOR	108.5	44	BEST	128.0	6	TAYLOR	108.9
2	95	DEROUE	108.4	6	TAYLOR	127.3	95	DEROUE	108.4
3	26	SAEZ	107.7	52	BOERBOOM	127.0	26	SAEZ	108.0
4	86	NESBITT	107.3	26	SAEZ	126.6	27	POLDEN	107.7
5	27	POLDEN	107.2	86	NESBITT	126.1	77	PERSSON	107.3
6	47	ARCHER	106.8	95	DEROUE	126.1	86	NESBITT	106.5
7	52	BOERBOOM	106.0	27	POLDEN	125.9	52	BOERBOOM	106.3
8	62	VAN DER VALK	105.8	47	ARCHER	125.9	47	ARCHER	105.8
9	77	PERSSON	105.1	77	PERSSON	125.4	72	HORSMAN	105.5
10	1	RENDELL	105.0	35	LODGE	124.0	35	LODGE	105.1
11	44	BEST	104.2	1	RENDELL	123.5	1	RENDELL	103.8
12	35	LODGE	104.0	62	VAN DER VALK	123.5	62	VAN DER VALK	103.7
13	65	OWENS	103.5	72	HORSMAN	123.1	8	TOMS	103.2
14	72	HORSMAN	103.5	16	SAWFORD	122.6	16	SAWFORD	103.2
15	2	THOMAS	103.2	2	THOMAS	122.2	42	SLOOTEN	103.0
16	25	BROUWERS	103.2	21	KERR	122.2	44	BEST	102.9
17	21	KERR	102.7	25	BROUWERS	121.1	2	THOMAS	102.6
18	16	SAWFORD	101.9	42	SLOOTEN	121.1	25	BROUWERS	102.6
19	8	TOMS	101.2	65	OWENS	120.6	24	RODINK	102.1
20	87	EDWARDS	100.9	87	EDWARDS	120.4	13	BURMAN	101.8
21	13	BURMAN	100.7	8	TOMS	120.2	21	KERR	101.8
22	24	RODINK	100.7	13	BURMAN	120.0	34	DELVES	101.8
23	42	SLOOTEN	100.7	34	DELVES	120.0	65	OWENS	101.6
24	3	CLAYTON	100.3	17	JONKER	119.4	17	JONKER	100.4
25	11	CAMPBELL	99.5	24	RODINK	119.4	3	CLAYTON	100.1
26	7	ASHBY	99.4	11	CAMPBELL	118.5	11	CAMPBELL	100.1
27	34	DELVES	99.4	3	CLAYTON	118.1	87	EDWARDS	100.1
28	17	JONKER	98.6	7	ASHBY	117.5	7	ASHBY	98.8
29	5	MACHADO	97.2	5	MACHADO	112.9	5	MACHADO	98.5
30									

Weather / Track : Sunny / Dry

Results can be found at www.tsl-timing.comThrupton
Circuit Length = 2.3560 miles
Start: 15:04 Flag 15:20 End: 15:22

Printed - 15:24 Sunday, 02 August 2015

MCRCB BULLETIN TK257

2015 MCE British Superbike Championship - Round 7

2015 HEL British Motostar Championship

RACE 11 - BEST SECTORS

SECTOR 1			SECTOR 2			SECTOR 3			IDEAL / BEST COMPARISON						
POS	NO	NAME	TIME	NO	NAME	TIME	NO	NAME	TIME	POS	NO	NAME	IDEAL	BEST	DIFF
													PERFECT LAP	1:20.047	
1	26	SAEZ	26.941	86	NESBITT	21.998	95	DEROUE	31.108	1	86	NESBITT	1:20.252	1:20.252	0.000
2	86	NESBITT	26.948	1	RENDELL	22.009	6	TAYLOR	31.202	2	95	DEROUE	1:20.313	1:20.654	0.341
3	95	DEROUE	26.995	26	SAEZ	22.045	86	NESBITT	31.306	3	26	SAEZ	1:20.351	1:20.727	0.376
4	6	TAYLOR	27.111	6	TAYLOR	22.054	26	SAEZ	31.365	4	6	TAYLOR	1:20.367	1:20.538	0.171
5	1	RENDELL	27.135	47	ARCHER	22.092	1	RENDELL	31.555	5	1	RENDELL	1:20.699	1:20.794	0.095
6	47	ARCHER	27.550	95	DEROUE	22.210	25	BROUWERS	31.913	6	47	ARCHER	1:21.843	1:21.984	0.141
7	44	BEST	27.584	27	POLDEN	22.265	77	PERSSON	31.974	7	27	POLDEN	1:21.939	1:22.205	0.266
8	65	OWENS	27.586	44	BEST	22.274	27	POLDEN	32.025	8	65	OWENS	1:22.006	1:22.455	0.449
9	62	VAN DER VALK	27.624	35	LODGE	22.314	52	BOERBOOM	32.042	9	25	BROUWERS	1:22.164	1:22.181	0.017
10	27	POLDEN	27.649	65	OWENS	22.347	65	OWENS	32.073	10	77	PERSSON	1:22.198	1:22.217	0.019
11	77	PERSSON	27.649	62	VAN DER VALK	22.400	2	THOMAS	32.085	11	44	BEST	1:22.198	1:22.659	0.461
12	25	BROUWERS	27.748	52	BOERBOOM	22.440	47	ARCHER	32.201	12	62	VAN DER VALK	1:22.282	1:22.675	0.393
13	2	THOMAS	27.832	25	BROUWERS	22.503	62	VAN DER VALK	32.258	13	52	BOERBOOM	1:22.445	1:22.717	0.272
14	35	LODGE	27.837	77	PERSSON	22.575	35	LODGE	32.335	14	35	LODGE	1:22.486	1:22.701	0.215
15	52	BOERBOOM	27.963	16	SAWFORD	22.648	44	BEST	32.340	15	2	THOMAS	1:22.575	1:22.696	0.121
16	21	KERR	28.201	2	THOMAS	22.658	42	SLOOTEN	32.757	16	21	KERR	1:23.746	1:24.015	0.269
17	72	HORSMAN	28.246	21	KERR	22.712	21	KERR	32.833	17	42	SLOOTEN	1:24.045	1:24.317	0.272
18	42	SLOOTEN	28.255	3	CLAYTON	22.913	72	HORSMAN	32.917	18	3	CLAYTON	1:24.606	1:25.030	0.424
19	34	DELVES	28.390	11	CAMPBELL	22.989	87	EDWARDS	33.154	19	72	HORSMAN	1:24.660	1:24.806	0.146
20	3	CLAYTON	28.412	42	SLOOTEN	23.033	17	JONKER	33.174	20	87	EDWARDS	1:24.863	1:25.168	0.305
21	87	EDWARDS	28.594	24	RODINK	23.070	3	CLAYTON	33.281	21	16	SAWFORD	1:24.949	1:25.588	0.639
22	16	SAWFORD	28.682	34	DELVES	23.082	8	TOMS	33.295	22	17	JONKER	1:24.988	1:25.189	0.201
23	24	RODINK	28.684	17	JONKER	23.092	11	CAMPBELL	33.321	23	11	CAMPBELL	1:25.023	1:25.444	0.421
24	11	CAMPBELL	28.713	87	EDWARDS	23.115	34	DELVES	33.579	24	34	DELVES	1:25.051	1:25.053	0.002
25	17	JONKER	28.722	8	TOMS	23.121	24	RODINK	33.580	25	8	TOMS	1:25.173	1:25.619	0.446
26	8	TOMS	28.757	13	BURMAN	23.378	16	SAWFORD	33.619	26	24	RODINK	1:25.334	1:25.471	0.137
27	13	BURMAN	29.128	72	HORSMAN	23.497	7	ASHBY	34.154	27	13	BURMAN	1:26.822	1:27.105	0.283
28	7	ASHBY	29.643	7	ASHBY	23.790	13	BURMAN	34.316	28	7	ASHBY	1:27.587	1:27.792	0.205
29	5	MACHADO	30.404	5	MACHADO	25.249	5	MACHADO	36.104	29	5	MACHADO	1:31.757	1:31.802	0.045
30															

Weather / Track : Sunny / Dry

Thruxton

Circuit Length = 2.3560 miles

Start: 15:04 Flag 15:20 End: 15:22

Results can be found at www.tsl-timing.com

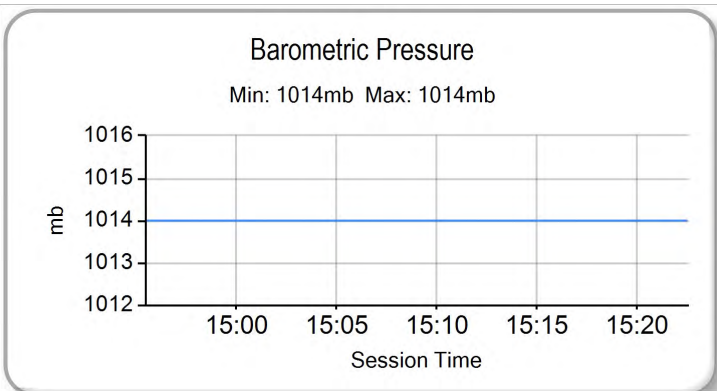
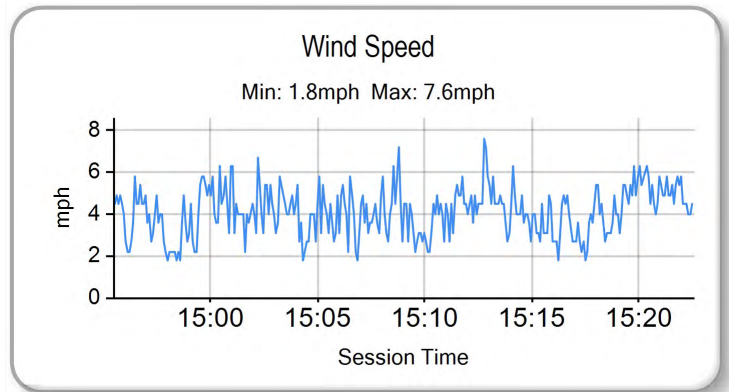
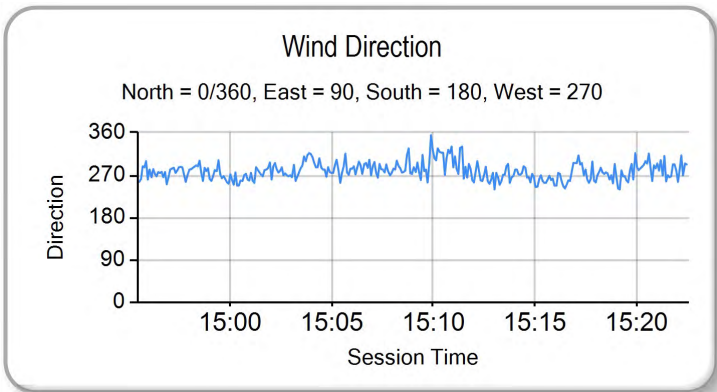
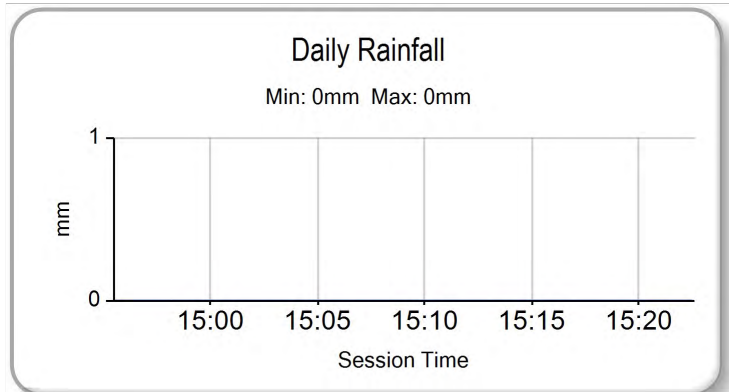
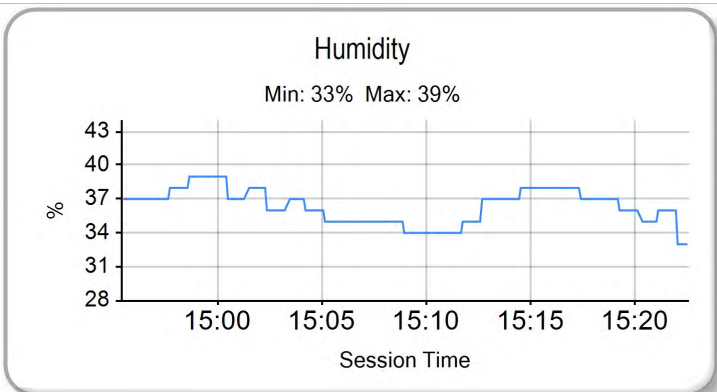
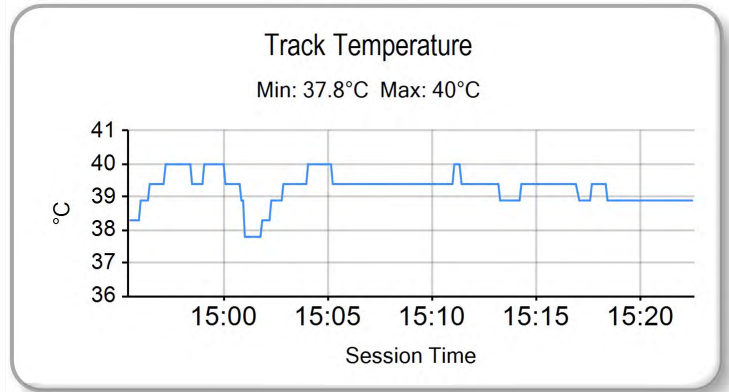
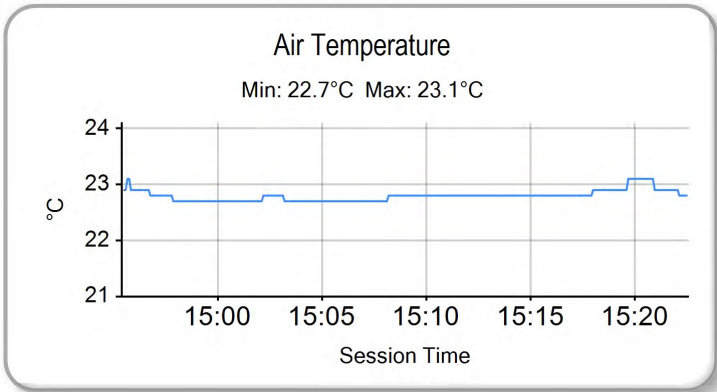
Printed - 15:25 Sunday, 02 August 2015

MCRCB BULLETIN TK258

2015 MCE British Superbike Championship - Round 7

2015 HEL British Motostar Championship

RACE 11 - WEATHER CONDITIONS



Weather / Track : Sunny / Dry

Results can be found at www.tsl-timing.com

Thruxton
Circuit Length = 2.3560 miles
Start: 15:04 Flag 15:20 End: 15:22

Printed - 15:25 Sunday, 02 August 2015

MCRCB BULLETIN TK259

2015 HEL Performance British Motostar Championship

MOTO 3 POINTS AFTER ROUND 13

	TOTAL	GAP	DIFF	4th-6th April	Donington Park	17th-19th April	Brands Hatch Indy	2nd-4th May Oulton Park	19th-21st June	Snetterton	3rd-5th July	Knockhill	17th-19th July	Brands Hatch GP	31st July-2nd August	Thruxton	21st-23rd August	Cadwell Park	4th-6th September	Oulton Park	18th-20th September	Assen	2nd-4th October	Silverstone	16th-18th October	Brands Hatch - GP
Taz TAYLOR	264			20 16	25 20	25		25	25 25	25 25	25 20	25 13														
Scott DEROUE	258	6		25	20 25	13		25 20	20 20	20 25	20 25															
Edward RENDELL	177	87	81	16 13	16 16	20	16 16	13 16	8 16	11																
Dani SAEZ	148	116	29	11	8 9	8	20 8	16 10	13 13	16 16																
Charlie NESBITT	117	147	31	8	13	7	10 11	11 8	16	13 20																
Alex PERSSON	106	158	11		9 11	16	13 9	9 11	10	9 9																
Jorel BOERBOOM	105	159	1	10	10 13	10	13	13	11 11	6 8																
Elliot LODGE	78	186	27	8 6	5 5	6	9	10 7	6 9	4 3																
Georgina POLDEN	74	190	4	13	8	9	8	2 6	4 8	10 6																
Vasco VAN DER VALK	68	196	6	9 4	1 2	1	4 7	8 9	7 7	5 4																
Jake ARCHER	58	206	10	3	7 6	11		1	9	11 10																
Joe THOMAS	51	213	7	11 9	2 4	2	2 2	6	2 6	3 2																
Brian SLOOTEN	49	215	2	7 7	4 7	3	5 6		3 5	2																
Mike BROUWERS	47	217	2	3	1		6 3	4	5 10	8 7																
Christoph BEINLICH	46	218	1		11 10	4	11 10																			
Brad RAY	45	219	1	25 20																						
Joseph THOMPSON	30	234	15	10 5	3		7 5																			
Joel MARKLUND	26	238	4	6	6	5		5 4																		
Edmund BEST	23	241	3	2			4	1 3	1	7 5																
Tomas DE VRIES	19	245	4	5 1			3 1	3 2	4																	
Richard KERR	18	246	1	4				7 5		1 1																
TJ TOMS	4	260	14				1		3																	
Asher DURHAM	3	261	1		3																					
Sam BURMAN	2	262	1								2															

MCRCB BULLETIN TK260

2015 HEL Performance British Motostar Championship

125GP POINTS AFTER ROUND 13

	TOTAL	GAP	DIFF	4th-6th April	Donington Park	17th-19th April	Brands Hatch Indy	2nd-4th May Oulton Park	19th-21st June	Snetterton	3rd-5th July	Knockhill	17th-19th July	Brands Hatch GP	31st July-2nd August	Thruxton	21st-23rd August	Cadwell Park	4th-6th September	Oulton Park	18th-20th September	Assen	2nd-4th October	Silverstone	16th-18th October	Brands Hatch - GP	
Josh OWENS	275			10 25	25 25	25	25 25	25 25	25 20	25 20	25																
Andrew SAWFORD	176	99		25 20	20	16	13 13	20	9 11	20 9																	
Mark CLAYTON	173	102	3	16 10	16 13	20	10 20	13 13	13 13	16																	
Liam DELVES	140	135	33	11 13	7 8	10	7 9	16 16	7 8	8 20																	
Ryan LONGSHAW	131	144	9	20 9	10 20	13	16		11	16 16																	
Cameron HORSMAN	128	147	3	6 7	9		11	25	20 25	25																	
Jamie EDWARDS	126	149	2	4 11	13 16	9	11 10	8 8	9 11	16																	
Wesley JONKER	125	150	1	13 16	9 10	11	20 16		8	9 13																	
Tasia RODINK	116	159	9	8 8	11 7	5	9 8	10 9	10 10	10 11																	
Stephen CAMPBELL	96	179	20	9	8 11	7	6	11 10	11	13 10																	
Jamie ASHBY	89	186	7	7 6	5 6	6	8 7	9 7	6 7	7 8																	
David WALES	21	254	68				5 5		5 6																		
Louis VALLELEY	19	256	2	5 6	8																						
Adam MOORE	14	261	5 3		5	6																					
Bryn OWEN	5	270	9 5																								