



BRITISH MOTOSTAR CHAMPIONSHIP

**Round 10
Assen**

18th – 20th September 2015



Results Provided by Timing Solutions Ltd
www.tsl-timing.com

Assen

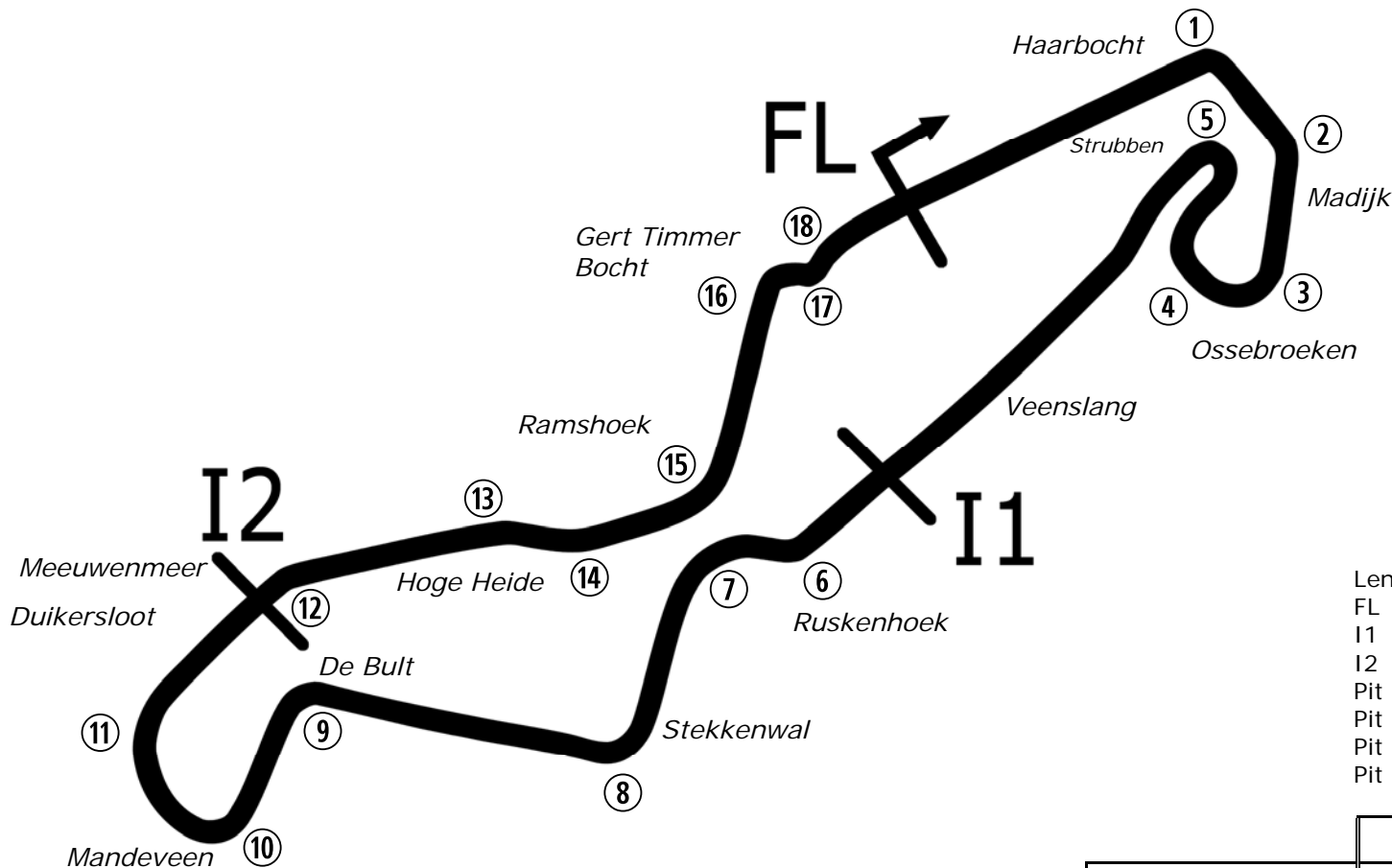
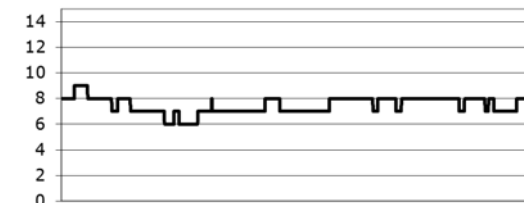


SPORTS TIMING

TIMING SOLUTIONS LTD



Circuit Altitude (m)



Length	2.8222 miles	4542.0 m	
FL		52.96232 N	6.52416 E
I1	1624m	52.95945 N	6.52529 E
I2	3354m	52.95562 N	6.51282 E
Pit Entry	4359m	52.96222 N	6.52433 E
Pit Finish	4438m	52.96176 N	6.52350 E
Pit Exit	287m after FL	52.96384 N	6.52760 E
Pit Entry–Pit Exit 326m, 19.5s @60kph, 14.6s @80kph			

Lap Records		Best Sector Information					
		Sector 1 (FL - I1)	I1 Trap (mph)	Sector 2 (I1 - I2)	I2 Trap (mph)	Sector 3 (I2 - FL)	FL Trap (mph)
Superbike	1:37.277	36.505	188.5	37.493	NONE	21.947	138.8
Supersport	1:39.478	37.846	161.7	38.317	NONE	22.954	128.9
Motostar	1:46.144	40.741	131.0	39.785	NONE	24.407	109.1
F1 Sidecar	1:41.827	38.760	145.6	39.245	NONE	23.670	121.5
Ducati Cup	1:43.383	39.395	162.0	39.795	N/A	23.821	124.2



POS	NO	CL	PIC NAME	ENTRY	TIME	ON	LAPS	GAP	DIFF	MPH
1	95	M3	1 Scott DEROUÉ	KTM - Redline KTM	1:50.831	10	11			91.67
2	26	M3	2 Dani SAEZ	Repli-Cast Moto 3 - Repli-Cast - Armstrong	1:50.958	12	12	0.127	0.127	91.56
3	6	M3	3 Taz TAYLOR	KTM - RS Racing	1:51.197	6	8	0.366	0.239	91.37
4	62	M3	4 Vasco VAN DER VALK	Honda - Team ILR / Vasco62.nl	1:52.001	13	13	1.170	0.804	90.71
5	47	M3	5 Jake ARCHER	Honda - RS Racing	1:52.028	13	13	1.197	0.027	90.69
6	171	D	1 Thomas VAN LEEUWEN	KTM -	1:52.441	9	9	1.610	0.413	90.35
7	1	M3	6 Edward RENDELL	Ten Kate Honda - Banks Racing	1:53.231	12	12	2.400	0.790	89.72
8	98	M3	7 Tomas DE VRIES	Honda - DAT Racing	1:54.069	13	13	3.238	0.838	89.07
9	86	M3	8 Charlie NESBITT	Repli-Cast Moto 3 - Repli-Cast UK	1:54.222	9	11	3.391	0.153	88.95
10	28	D	2 Dennis KOOPMAN	Honda - BV Racing Moto 3	1:54.495	12	12	3.664	0.273	88.73
11	65		1 Josh OWENS	Honda - JPL Racing	1:55.025	12	12	4.194	0.530	88.33
12	35	M3	9 Elliot LODGE	Honda - Essential Team Racing / SP125	1:55.046	10	10	4.215	0.021	88.31
13	71	M3	10 Christoph BEINLICH	Honda - Beinlich Racing Team	1:55.181	9	11	4.350	0.135	88.21
14	42	M3	11 Brian SLOOTEN	Honda - Bakker Frames Holland	1:55.284	13	13	4.453	0.103	88.13
15	29	M3	12 Sven GREVINK	Honda - DS Racing	1:55.661	10	10	4.830	0.377	87.84
16	24		2 Tasia RODINK	Honda - Promemo Racing	1:56.439	11	11	5.608	0.778	87.25
17	72		3 Cameron HORSMAN	EE125 - FAB-Racing	1:57.124	11	11	6.293	0.685	86.74
18	52	M3	13 Jorel BOERBOOM	Kalex KTM - FPW Racing	1:57.200	3	3	6.369	0.076	86.69
19	25	M3	14 Mike BROUWERS	Honda - Joma / Brouwersracingteam	1:57.277	4	5	6.446	0.077	86.63
20	34		4 Liam DELVES	Honda - Crucials Sauce / Banks Racing	1:57.736	9	10	6.905	0.459	86.29
21	87		5 Jamie EDWARDS	Nykos - Kinpac Racing	1:57.760	10	12	6.929	0.024	86.27
22	27	M3	15 Georgina POLDEN	KTM - RS Racing	1:57.837	8	10	7.006	0.077	86.22
23	21	M3	16 Richard KERR	Honda - Bob Wylie Racing	1:58.301	11	11	7.470	0.464	85.88
24	8	M3	17 TJ TOMS	Repli-Cast Moto 3 - Repli-Cast UK	1:58.596	10	12	7.765	0.295	85.67
25	17		6 Wesley JONKER	Luyten Honda - Racing Family	1:58.900	12	12	8.069	0.304	85.45
26	113	D	3 Walid SOPPE	Honda - Ernst Duddink Eveno Racing	1:59.364	6	7	8.533	0.464	85.11
27	11		7 Stephen CAMPBELL	Honda - Campbell Racing	1:59.744	11	12	8.913	0.380	84.84
28	99	M3	18 Miguel CORREIA-LOURENCO	Kalex KTM - Racing Team Noord Nederland	2:00.441	11	11	9.610	0.697	84.35
29	2	M3	19 Joe THOMAS	Honda - Team ILR	2:00.606	6	6	9.775	0.165	84.24
30	3		8 Mark CLAYTON	Honda - SP125 / Refined Recruitment	2:00.861	9	9	10.030	0.255	84.06
31	16		9 Andrew SAWFORD	Aprilia - St Neots Motorcycle Co Ltd	2:01.506	6	6	10.675	0.645	83.61
32	97		10 Adam MOORE	KTM - Cresswell Racing	2:01.824	11	11	10.993	0.318	83.40

QUALIFYING LAPTIME (110.0% of 1:50.831) = 2:01.914

33	84		11 Arne DE WINTERE	Kalex KTM - FPW Racing	2:02.548	12	12	11.717	0.724	82.90
34	13	M3	20 Sam BURMAN	Honda - WNT / Burman Racing	2:04.252	7	9	13.421	1.704	81.77
35	61	D	4 Ernst DUBBINK	Honda - Ernst Duddink Eveno Racing	2:06.424	5	6	15.593	2.172	80.36
36	18		12 Clint CLARKE	Honda - Gasket	2:07.621	5	6	16.790	1.197	79.61
37	50		13 Steve LAWTON	KTM - Cresswell Racing	2:09.819	4	4	18.988	2.198	78.26
38	7		14 Jamie ASHBY	Honda - SP125 / JPA Racing	2:10.603	7	7	19.772	0.784	77.79
39	4		15 Louis VALLELEY	KTM - CM Racing			3			

Assen

Circuit Length = 2.8222 miles

Start: 09:00 Flag 09:25 End: 09:27

Weather / Track : Bright / Drying

These results are provisional until the conclusion of any judicial and technical matters.

Race Director :	Stewards :	Timekeeper :
-----------------	------------	--------------

Results can be found at www.britishsuperbike.com

Printed - 09:28 Friday, 18 September 2015

MCRCB BULLETIN TK002

2015 MCE British Superbike Championship - Round 10

2015 HEL British Motostar Championship

FREE PRACTICE - SECTOR ANALYSIS

SECTOR 1 = FL to I1, SECTOR 2 = I1 to I2, SECTOR 3 = I2 to FL, DIFF = Difference To Personal Best Lap

P1		95 M3		Scott DEROUE		KTM - Redline KTM			
IDEAL LAP TIME : 1:50.665		BEST LAP TIME : 1:50.831		DIFFERENCE : 0.166					
LAP	SECTOR 1	SECTOR 2	SECTOR 3	LAP TIME	MPH	DIFF	TIME OF DAY		
1 -	OUTLAP	113.1	48.676	30.876	88.4		09:03:27.042		
2 -	48.535	106.6	46.770	29.081	96.4	2:04.386	81.68	13.555	09:05:31.428
3 -	46.687	108.9	45.250	28.553	99.4	2:00.490	84.32	9.659	09:07:31.918
4 -	45.417	116.8	43.696	28.513	100.7	1:57.626	86.37	6.795	09:09:29.544
5 -	44.553	123.5	43.233	IN PIT		1:59.451	P 85.05	8.620	09:11:28.995
6 -	OUTLAP	118.3	48.114	27.970	105.2	5:53.622	28.73	4:02.791	09:17:22.617
7 -	43.289	128.3	42.424	26.264	106.0	1:51.977	90.73	1.146	09:19:14.594
8 -	43.705	126.8	42.355	26.190	106.7	1:52.250	90.51	1.419	09:21:06.844
9 -	43.022	126.9	42.002	26.040	106.5	1:51.064	(3) 91.48	0.233	09:22:57.908
10 -	43.188	126.8	41.783	25.860	108.3	1:50.831	(1) 91.67		09:24:48.739
11 -	43.114	126.7	41.814	25.983	108.8	1:50.911	(2) 91.60	0.080	09:26:39.650

P2		26 M3		Dani SAEZ		Repli-Cast Moto 3 - Repli-Cast - Armstrong			
IDEAL LAP TIME : 1:50.800		BEST LAP TIME : 1:50.958		DIFFERENCE : 0.158					
LAP	SECTOR 1	SECTOR 2	SECTOR 3	LAP TIME	MPH	DIFF	TIME OF DAY		
1 -	OUTLAP	79.2	51.571	29.735	98.7		09:03:02.320		
2 -	47.113	116.3	45.545	28.060	100.5	2:00.718	84.16	9.760	09:05:03.038
3 -	45.854	124.7	44.903	IN PIT		2:06.582	P 80.26	15.624	09:07:09.620
4 -	OUTLAP	120.2	44.221	26.878	103.5	2:55.514	57.88	1:04.556	09:10:05.134
5 -	45.183	121.6	43.705	26.636	103.8	1:55.524	87.94	4.566	09:12:00.658
6 -	44.595	121.6	42.588	26.589	104.5	1:53.772	89.30	2.814	09:13:54.430
7 -	44.001	121.9	42.579	26.206	103.8	1:52.786	90.08	1.828	09:15:47.216
8 -	43.777	122.0	42.312	25.986	104.5	1:52.075	90.65	1.117	09:17:39.291
9 -	43.679	121.9	41.960	25.983	105.0	1:51.622	(3) 91.02	0.664	09:19:30.913
10 -	44.026	121.7	42.346	26.018	105.0	1:52.390	90.40	1.432	09:21:23.303
11 -	43.518	122.1	41.844	25.768	105.5	1:51.130	(2) 91.42	0.172	09:23:14.433
12 -	43.386	125.4	42.002	25.570	104.5	1:50.958	(1) 91.56		09:25:05.391

P3		6 M3		Taz TAYLOR		KTM - RS Racing			
IDEAL LAP TIME : 1:50.793		BEST LAP TIME : 1:51.197		DIFFERENCE : 0.404					
LAP	SECTOR 1	SECTOR 2	SECTOR 3	LAP TIME	MPH	DIFF	TIME OF DAY		
1 -	OUTLAP	125.5	51.461	IN PIT			P		09:03:19.961
2 -	OUTLAP	116.3	46.681	29.286	100.0	12:00.422	14.10	10:09.225	09:15:20.383
3 -	45.927	126.3	44.555	27.842	105.0	1:58.324	85.86	7.127	09:17:18.707
4 -	48.668	126.2	43.313	26.697	107.0	1:58.678	85.61	7.481	09:19:17.385
5 -	43.919	128.6	42.246	26.668	106.0	1:52.833	90.04	1.636	09:21:10.218
6 -	42.937	128.8	42.339	25.921	108.8	1:51.197	(1) 91.37		09:23:01.415
7 -	43.026	128.9	42.035	26.226	106.7	1:51.287	(3) 91.29	0.090	09:24:52.702
8 -	42.837	129.4	42.189	26.240	107.8	1:51.266	(2) 91.31	0.069	09:26:43.968

P4		62 M3		Vasco VAN DER VALK		Honda - Team ILR / Vasco62.nl			
IDEAL LAP TIME : 1:51.845		BEST LAP TIME : 1:52.001		DIFFERENCE : 0.156					
LAP	SECTOR 1	SECTOR 2	SECTOR 3	LAP TIME	MPH	DIFF	TIME OF DAY		
1 -	OUTLAP	116.8	47.595	30.416	99.6				09:02:58.627
2 -	48.114	117.5	48.522	27.936	102.3	2:04.572	81.56	12.571	09:05:03.199
3 -	45.402	122.3	44.083	27.661	102.8	1:57.146	86.73	5.145	09:07:00.345
4 -	45.062	122.1	44.552	28.357	101.6	1:57.971	86.12	5.970	09:08:58.316
5 -	44.927	121.2	43.957	27.077	102.3	1:55.961	87.61	3.960	09:10:54.277
6 -	45.053	121.6	43.952	27.383	103.0	1:56.388	87.29	4.387	09:12:50.665
7 -	44.895	120.9	43.044	27.162	102.6	1:55.101	88.27	3.100	09:14:45.766
8 -	44.506	119.8	42.617	27.178	103.0	1:54.301	88.88	2.300	09:16:40.067
9 -	44.441	120.6	44.194	26.536	103.3	1:55.171	88.21	3.170	09:18:35.238
10 -	44.213	120.8	42.868	26.477	105.0	1:53.558	89.47	1.557	09:20:28.796
11 -	44.047	121.3	42.965	26.536	104.2	1:53.548	(3) 89.47	1.547	09:22:22.344
12 -	44.236	119.8	42.452	26.089	104.0	1:52.777	(2) 90.09	0.776	09:24:15.121
13 -	43.383	120.8	42.373	26.245	104.5	1:52.001	(1) 90.71		09:26:07.122

Weather / Track : Bright / Drying

Assen

Circuit Length = 2.8222 miles

Start: 09:00 Flag 09:25 End: 09:27

MCRCB BULLETIN TK002

2015 MCE British Superbike Championship - Round 10

2015 HEL British Motostar Championship

FREE PRACTICE - SECTOR ANALYSIS

SECTOR 1 = FL to I1, SECTOR 2 = I1 to I2, SECTOR 3 = I2 to FL, DIFF = Difference To Personal Best Lap

P5		47 M3		Jake ARCHER		Honda - RS Racing		
IDEAL LAP TIME : 1:51.791		BEST LAP TIME : 1:52.028		DIFFERENCE : 0.237				
LAP	SECTOR 1	SECTOR 2	SECTOR 3	LAP TIME	MPH	DIFF	TIME OF DAY	
1 -	OUTLAP	116.0	47.519	30.239	102.1		09:03:34.838	
2 -	47.657	122.9	46.252	28.871	102.3	2:02.780	82.75 10.752 09:05:37.618	
3 -	46.122	122.6	45.381	28.227	103.0	1:59.730	84.85 7.702 09:07:37.348	
4 -	45.236	124.0	44.957	28.329	102.8	1:58.522	85.72 6.494 09:09:35.870	
5 -	45.108	123.5	44.826	27.689	103.0	1:57.623	86.37 5.595 09:11:33.493	
6 -	44.596	123.3	44.082	27.081	103.5	1:55.759	87.76 3.731 09:13:29.252	
7 -	44.541	125.4	44.601	26.832	104.5	1:55.974	87.60 3.946 09:15:25.226	
8 -	44.197	124.5	43.542	26.849	105.7	1:54.588	88.66 2.560 09:17:19.814	
9 -	44.914	122.1	43.431	27.004	103.8	1:55.349	88.08 3.321 09:19:15.163	
10 -	43.749	124.7	43.209	26.335	105.2	1:53.293	89.68 1.265 09:21:08.456	
11 -	43.890	122.2	42.586	26.395	105.5	1:52.871 (3)	90.01 0.843 09:23:01.327	
12 -	43.722	125.4	42.181	26.189	105.5	1:52.092 (2)	90.64 0.064 09:24:53.419	
13 -	43.421	125.2	42.357	26.250	105.7	1:52.028 (1)	90.69 09:26:45.447	

P6		171 D		Thomas VAN LEEUWEN		KTM -		
IDEAL LAP TIME : 1:52.441		BEST LAP TIME : 1:52.441		DIFFERENCE : 0.000				
LAP	SECTOR 1	SECTOR 2	SECTOR 3	LAP TIME	MPH	DIFF	TIME OF DAY	
1 -	OUTLAP	96.6	50.670	IN PIT			09:03:53.861	
2 -	OUTLAP	104.5	48.059	30.977	93.5	3:15.415	51.99 1:22.974 09:07:09.276	
3 -	48.508	116.3	48.208	IN PIT		2:10.852	P 77.64 18.411 09:09:20.128	
4 -	OUTLAP	115.5	47.048	28.567	101.4	6:08.477	27.57 4:16.036 09:15:28.605	
5 -	45.417	122.2	44.753	28.454	101.6	1:58.624	85.65 6.183 09:17:27.229	
6 -	45.436	122.9	44.318	27.040	105.5	1:56.794	86.99 4.353 09:19:24.023	
7 -	44.461	124.3	43.748	26.861	104.7	1:55.070 (3)	88.29 2.629 09:21:19.093	
8 -	44.380	123.5	43.453	26.602	105.5	1:54.435 (2)	88.78 1.994 09:23:13.528	
9 -	44.049	123.7	42.505	25.887	106.7	1:52.441 (1)	90.35 09:25:05.969	

P7		1 M3		Edward RENDELL		Ten Kate Honda - Banks Racing		
IDEAL LAP TIME : 1:52.993		BEST LAP TIME : 1:53.231		DIFFERENCE : 0.238				
LAP	SECTOR 1	SECTOR 2	SECTOR 3	LAP TIME	MPH	DIFF	TIME OF DAY	
1 -	OUTLAP	108.8	47.151	IN PIT			09:03:35.570	
2 -	OUTLAP	119.8	43.792	28.192	99.1	2:45.588	61.35 52.357 09:06:21.158	
3 -	45.538	119.3	43.784	27.880	99.1	1:57.202	86.68 3.971 09:08:18.360	
4 -	45.253	120.2	43.823	27.876	100.5	1:56.952	86.87 3.721 09:10:15.312	
5 -	45.105	120.6	43.572	27.574	100.9	1:56.251	87.39 3.020 09:12:11.563	
6 -	44.727	120.0	43.564	27.162	100.7	1:55.453	88.00 2.222 09:14:07.016	
7 -	44.683	119.9	43.167	26.725	100.5	1:54.575	88.67 1.344 09:16:01.591	
8 -	44.644	119.8	42.621	27.918	100.5	1:55.183	88.20 1.952 09:17:56.774	
9 -	44.379	120.4	42.590	26.596	101.2	1:53.565 (3)	89.46 0.334 09:19:50.339	
10 -	43.970	121.9	43.394	26.497	102.1	1:53.861	89.23 0.630 09:21:44.200	
11 -	44.049	121.0	42.527	26.713	101.4	1:53.289 (2)	89.68 0.058 09:23:37.489	
12 -	43.971	121.0	42.526	26.734	102.3	1:53.231 (1)	89.72 09:25:30.720	

P8		98 M3		Tomas DE VRIES		Honda - DAT Racing		
IDEAL LAP TIME : 1:54.069		BEST LAP TIME : 1:54.069		DIFFERENCE : 0.000				
LAP	SECTOR 1	SECTOR 2	SECTOR 3	LAP TIME	MPH	DIFF	TIME OF DAY	
1 -	OUTLAP	117.0	47.993	30.345	97.6		09:02:49.234	
2 -	48.170	119.7	47.135	29.177	99.8	2:04.482	81.61 10.413 09:04:53.716	
3 -	46.889	121.6	47.150	29.419	100.5	2:03.458	82.29 9.389 09:06:57.174	
4 -	46.741	122.3	45.964	28.406	100.3	2:01.111	83.89 7.042 09:08:58.285	
5 -	45.241	121.5	46.342	27.707	101.9	1:59.290	85.17 5.221 09:10:57.575	
6 -	45.616	123.0	44.528	27.979	102.6	1:58.123	86.01 4.054 09:12:55.698	
7 -	45.511	124.6	45.280	27.672	102.8	1:58.463	85.76 4.394 09:14:54.161	
8 -	45.613	119.6	43.910	27.464	102.6	1:56.987	86.84 2.918 09:16:51.148	
9 -	45.078	117.2	44.127	27.197	102.8	1:56.402 (2)	87.28 2.333 09:18:47.550	
10 -	44.999	121.7	43.818	27.716	103.5	1:56.533 (3)	87.18 2.464 09:20:44.083	
11 -	45.692	120.9	44.142	26.980	103.8	1:56.814	86.97 2.745 09:22:40.897	

Weather / Track : Bright / Drying

Assen

Circuit Length = 2.8222 miles

Start: 09:00 Flag 09:25 End: 09:27

MCRCB BULLETIN TK002

2015 MCE British Superbike Championship - Round 10

2015 HEL British Motostar Championship

FREE PRACTICE - SECTOR ANALYSIS

SECTOR 1 = FL to I1, SECTOR 2 = I1 to I2, SECTOR 3 = I2 to FL, DIFF = Difference To Personal Best Lap

12 -	46.196	119.3	43.741	26.747	104.0	1:56.684	87.07	2.615	09:24:37.581
13 -	44.405	120.2	43.180	26.484	103.3	1:54.069 (1)	89.07		09:26:31.650

P9	86 M3	Charlie NESBITT		Repli-Cast Moto 3 - Repli-Cast UK					
IDEAL LAP TIME : 1:54.028		BEST LAP TIME : 1:54.222		DIFFERENCE : 0.194					
LAP	SECTOR 1	SECTOR 2	SECTOR 3	LAP TIME	MPH	DIFF	TIME OF DAY		
1 -	OUTLAP	118.0	49.791	32.060	97.4		09:02:33.773		
2 -	48.038	119.5	47.889	30.393	96.8	2:06.320	80.43	12.098	09:04:40.093
3 -	45.777	120.3	47.328	29.438	100.7	2:02.543	82.91	8.321	09:06:42.636
4 -	45.635	119.1	45.513	29.258	100.3	2:00.406	84.38	6.184	09:08:43.042
5 -	45.530	118.6	44.670	28.583	101.9	1:58.783	85.53	4.561	09:10:41.825
6 -	44.660	118.1	43.745	27.550	103.3	1:55.955	87.62	1.733	09:12:37.780
7 -	44.499	120.6	44.176	27.086	103.0	1:55.761	87.76	1.539	09:14:33.541
8 -	44.378	119.1	43.015	26.940	104.7	1:54.333 (2)	88.86	0.111	09:16:27.874
9 -	44.442	117.9	42.981	26.799	102.3	1:54.222 (1)	88.95		09:18:22.096
10 -	44.944	118.3	43.143	26.669	104.0	1:54.756	88.53	0.534	09:20:16.852
11 -	44.439	120.1	43.280	26.771	103.8	1:54.490 (3)	88.74	0.268	09:22:11.342

P10	28 D	Dennis KOOPMAN		Honda - BV Racing Moto 3					
IDEAL LAP TIME :		BEST LAP TIME : 1:54.495		DIFFERENCE :					
LAP	SECTOR 1	SECTOR 2	SECTOR 3	LAP TIME	MPH	DIFF	TIME OF DAY		
1 -							09:04:18.746		
2 -				2:15.772	74.83	21.277	09:06:34.518		
3 -				2:09.332	78.55	14.837	09:08:43.850		
4 -				2:05.982	80.64	11.487	09:10:49.832		
5 -				2:03.599	82.20	9.104	09:12:53.431		
6 -				2:01.725	83.46	7.230	09:14:55.156		
7 -				1:59.745	84.84	5.250	09:16:54.901		
8 -				2:02.404	83.00	7.909	09:18:57.305		
9 -				1:56.842 (2)	86.95	2.347	09:20:54.147		
10 -				1:57.747 (3)	86.28	3.252	09:22:51.894		
11 -				1:58.618	85.65	4.123	09:24:50.512		
12 -				1:54.495 (1)	88.73		09:26:45.007		

P11	65	Josh OWENS		Honda - JPL Racing					
IDEAL LAP TIME : 1:55.025		BEST LAP TIME : 1:55.025		DIFFERENCE : 0.000					
LAP	SECTOR 1	SECTOR 2	SECTOR 3	LAP TIME	MPH	DIFF	TIME OF DAY		
1 -	OUTLAP	111.9	51.961	32.272	93.0		09:03:45.477		
2 -	51.713	113.3	49.607	30.836	96.0	2:12.156	76.88	17.131	09:05:57.633
3 -	50.030	112.9	47.549	30.260	97.0	2:07.839	79.47	12.814	09:08:05.472
4 -	49.074	114.8	46.408	29.128	96.8	2:04.610	81.53	9.585	09:10:10.082
5 -	47.535	113.9	45.423	28.364	98.1	2:01.322	83.74	6.297	09:12:11.404
6 -	46.967	115.7	44.904	28.280	97.2	2:00.151	84.56	5.126	09:14:11.555
7 -	46.372	113.8	44.092	28.011	98.3	1:58.475	85.75	3.450	09:16:10.030
8 -	45.807	112.5	43.939	27.701	98.7	1:57.447	86.50	2.422	09:18:07.477
9 -	45.822	113.2	43.718	27.707	97.4	1:57.247	86.65	2.222	09:20:04.724
10 -	45.709	112.6	43.275	27.585	98.1	1:56.569 (3)	87.16	1.544	09:22:01.293
11 -	45.299	114.4	43.070	27.255	99.1	1:55.624 (2)	87.87	0.599	09:23:56.917
12 -	44.907	115.7	43.049	27.069	99.1	1:55.025 (1)	88.33		09:25:51.942

P12	35 M3	Elliot LODGE		Honda - Essential Team Racing / SP125					
IDEAL LAP TIME : 1:54.675		BEST LAP TIME : 1:55.046		DIFFERENCE : 0.371					
LAP	SECTOR 1	SECTOR 2	SECTOR 3	LAP TIME	MPH	DIFF	TIME OF DAY		
1 -	OUTLAP	102.2	52.066	31.699	90.9		09:04:33.781		
2 -	51.270	107.8	47.970	30.206	97.0	2:09.446	78.48	14.400	09:06:43.227
3 -	48.784	112.7	47.217	29.725	96.6	2:05.726	80.81	10.680	09:08:48.953
4 -	48.565	113.4	47.259	28.607	100.3	2:04.431	81.65	9.385	09:10:53.384
5 -	46.407	121.7	44.603	27.773	101.6	1:58.783	85.53	3.737	09:12:52.167
6 -	45.704	120.0	45.062	IN PIT		2:03.877 P	82.01	8.831	09:14:56.044
7 -	OUTLAP	119.3	45.476	27.642	102.1	5:47.787	29.21	3:52.741	09:20:43.831

Weather / Track : Bright / Drying

Assen

Circuit Length = 2.8222 miles

Start: 09:00 Flag 09:25 End: 09:27

MCRCB BULLETIN TK002

2015 MCE British Superbike Championship - Round 10

2015 HEL British Motostar Championship

FREE PRACTICE - SECTOR ANALYSIS

SECTOR 1 = FL to I1, SECTOR 2 = I1 to I2, SECTOR 3 = I2 to FL, DIFF = Difference To Personal Best Lap

8 -	45.846	119.6	44.040	27.404	102.8	1:57.290 (3)	86.62	2.244	09:22:41.121
9 -	46.151	119.5	44.063	26.875	101.9	1:57.089 (2)	86.77	2.043	09:24:38.210
10 -	44.532	121.4	43.268	27.246	100.9	1:55.046 (1)	88.31		09:26:33.256

P13 71 M3 Christoph BEINLICH		Honda - Beinlich Racing Team							
IDEAL LAP TIME : 1:54.441		BEST LAP TIME : 1:55.181		DIFFERENCE : 0.740					
LAP	SECTOR 1	SECTOR 2	SECTOR 3	LAP TIME	MPH	DIFF	TIME OF DAY		
1 -	OUTLAP	101.0	54.101	32.116	100.9				09:02:35.845
2 -	48.522	117.8	49.035	IN PIT					09:04:49.664
3 -	OUTLAP	120.2	48.197	29.919	103.0			2:31.288	09:09:16.133
4 -	46.023	122.5	45.458	28.218	102.6			4.518	09:11:15.832
5 -	46.063	122.1	44.488	28.407	103.0			3.777	09:13:14.790
6 -	51.235	100.9	47.211	28.589	103.5			11.854	09:15:21.825
7 -	45.791	122.5	44.190	27.647	104.7			2.447	09:17:19.453
8 -	45.178	110.0	45.148	27.202	105.0			2.347	09:19:16.981
9 -	44.729	124.9	42.735	27.717	104.7				09:21:12.162
10 -	45.277	119.7	43.918	27.617	104.5			1.631	09:23:08.974
11 -	44.504	121.6	43.919	27.313	105.0			0.555	09:25:04.710

P14 42 M3 Brian SLOOTEN		Honda - Bakker Frames Holland							
IDEAL LAP TIME : 1:55.284		BEST LAP TIME : 1:55.284		DIFFERENCE : 0.000					
LAP	SECTOR 1	SECTOR 2	SECTOR 3	LAP TIME	MPH	DIFF	TIME OF DAY		
1 -	OUTLAP	118.1	50.510	30.833	99.1				09:02:38.807
2 -	48.827	120.5	47.596	31.056	100.9			12.195	09:04:46.286
3 -	48.909	119.7	47.585	29.558	100.7			10.768	09:06:52.338
4 -	47.489	119.7	46.527	28.993	101.6			7.725	09:08:55.347
5 -	47.498	118.7	44.876	27.910	101.4			5.000	09:10:55.631
6 -	46.169	120.9	45.123	28.068	101.9			4.076	09:12:54.991
7 -	47.439	121.3	44.917	28.177	102.6			5.249	09:14:55.524
8 -	45.737	121.1	44.310	28.561	102.6			3.324	09:16:54.132
9 -	45.509	120.5	44.787	27.655	102.6			2.667	09:18:52.083
10 -	45.615	121.0	44.572	28.133	101.6			3.036	09:20:50.403
11 -	46.829	118.9	44.053	27.687	103.0			3.285	09:22:48.972
12 -	45.614	121.1	44.444	27.245	103.0			2.019	09:24:46.275
13 -	44.945	121.5	43.401	26.938	104.0				09:26:41.559

P15 29 M3 Sven GREVINK		Honda - DS Racing							
IDEAL LAP TIME : 1:55.661		BEST LAP TIME : 1:55.661		DIFFERENCE : 0.000					
LAP	SECTOR 1	SECTOR 2	SECTOR 3	LAP TIME	MPH	DIFF	TIME OF DAY		
1 -									09:03:03.724
2 -			IN PIT						09:05:17.918
3 -				2:25.578	69.79			29.917	09:07:43.497
4 -				2:03.852	82.03			8.191	09:09:47.349
5 -	OUTLAP	118.0	47.153	28.883	100.7			3:59.536	09:15:42.546
6 -	46.647	118.5	45.615	27.786	101.9			4.387	09:17:42.594
7 -	45.595	119.7	44.944	27.776	101.9			2.654	09:19:40.909
8 -	45.490	119.3	44.453	27.254	102.3			1.536	09:21:38.106
9 -	44.909	119.1	44.481	27.173	102.8			0.902	09:23:34.669
10 -	44.752	119.3	43.740	27.169	102.6				09:25:30.330

P16 24 Tasia RODINK		Honda - Promemo Racing							
IDEAL LAP TIME : 1:56.219		BEST LAP TIME : 1:56.439		DIFFERENCE : 0.220					
LAP	SECTOR 1	SECTOR 2	SECTOR 3	LAP TIME	MPH	DIFF	TIME OF DAY		
1 -	OUTLAP	115.1	47.827	IN PIT					09:03:06.329
2 -	OUTLAP	117.9	46.453	28.770	97.8				09:06:27.959
3 -	46.876	118.7	45.783	28.209	99.8			4.429	09:08:28.827
4 -	46.275	117.8	44.822	28.605	99.6			3.263	09:10:28.529
5 -	46.369	118.3	45.820	IN PIT					09:12:35.823
6 -	OUTLAP	116.3	45.354	27.723	100.5			2:24.699	09:16:56.961
7 -	46.389	118.0	44.256	29.007	100.3			3.213	09:18:56.613

Assen

Circuit Length = 2.8222 miles

Start: 09:00 Flag 09:25 End: 09:27

Weather / Track : Bright / Drying

MCRCB BULLETIN TK002

2015 MCE British Superbike Championship - Round 10

2015 HEL British Motostar Championship

FREE PRACTICE - SECTOR ANALYSIS

SECTOR 1 = FL to I1, SECTOR 2 = I1 to I2, SECTOR 3 = I2 to FL, DIFF = Difference To Personal Best Lap

8 -	45.432	118.4	43.886	27.390	100.9	1:56.708 (2)	87.05	0.269	09:20:53.321
9 -	45.685	119.5	44.286	27.472	100.5	1:57.443	86.51	1.004	09:22:50.764
10 -	45.737	119.5	44.395	27.196	101.9	1:57.328 (3)	86.59	0.889	09:24:48.092
11 -	45.589	118.7	43.591	27.259	101.9	1:56.439 (1)	87.25		09:26:44.531

P17	72	Cameron HORSMAN			EE125 - FAB-Racing					
IDEAL LAP TIME : 1:56.555		BEST LAP TIME : 1:57.124			DIFFERENCE : 0.569					
LAP	SECTOR 1	SECTOR 2	SECTOR 3	LAP TIME	MPH	DIFF	TIME OF DAY			
1 -	OUTLAP	102.1	49.095	30.465	102.1				09:02:52.141	
2 -	47.619	122.1	46.436	29.519	104.0	2:03.574	82.21	6.450	09:04:55.715	
3 -	46.476	124.8	47.101	29.601	105.0	2:03.178	82.48	6.054	09:06:58.893	
4 -	46.537	126.4	45.088	28.472	105.0	2:00.097	84.59	2.973	09:08:58.990	
5 -	45.111	125.4	45.146	27.836	105.2	1:58.093	86.03	0.969	09:10:57.083	
6 -	45.303	125.4	44.638	28.292	105.5	1:58.233	85.93	1.109	09:12:55.316	
7 -	45.299	126.4	44.379	27.996	104.2	1:57.674 (2)	86.34	0.550	09:14:52.990	
8 -	46.583	104.8	46.201	IN PIT		2:11.360	P	77.34	14.236	09:17:04.350
9 -	OUTLAP	121.4	45.261	28.161	98.7	5:25.281	31.23	3:28.157	09:22:29.631	
10 -	45.719	123.5	44.516	27.576	105.5	1:57.811 (3)	86.24	0.687	09:24:27.442	
11 -	44.950	124.9	44.948	27.226	106.5	1:57.124 (1)	86.74		09:26:24.566	

P18	52 M3	Jorel BOERBOOM			Kalex KTM - FPW Racing				
IDEAL LAP TIME : 1:56.125		BEST LAP TIME : 1:57.200			DIFFERENCE : 1.075				
LAP	SECTOR 1	SECTOR 2	SECTOR 3	LAP TIME	MPH	DIFF	TIME OF DAY		
1 -	OUTLAP	116.8	51.640	28.566	99.1				09:03:01.037
2 -	48.179	119.1	45.875	27.077	101.9	2:01.131 (2)	83.87	3.931	09:05:02.168
3 -	45.619	123.5	44.512	27.069	103.8	1:57.200 (1)	86.69		09:06:59.368

P19	25 M3	Mike BROUWERS			Honda - Joma / Brouwersracingteam					
IDEAL LAP TIME : 1:55.275		BEST LAP TIME : 1:57.277			DIFFERENCE : 2.002					
LAP	SECTOR 1	SECTOR 2	SECTOR 3	LAP TIME	MPH	DIFF	TIME OF DAY			
1 -	OUTLAP	116.7	49.611	29.192	94.3				09:02:25.635	
2 -	47.152	118.2	47.295	27.699	97.2	2:02.146 (3)	83.18	4.869	09:04:27.781	
3 -	46.018	118.2	45.440	27.590	96.8	1:59.048 (2)	85.34	1.771	09:06:26.829	
4 -	45.849	115.6	44.317	27.111	97.8	1:57.277 (1)	86.63		09:08:24.106	
5 -	44.905	117.0	43.259	IN PIT		2:01.086	P	83.90	3.809	09:10:25.192

P20	34	Liam DELVES			Honda - Crucials Sauce / Banks Racing					
IDEAL LAP TIME : 1:57.659		BEST LAP TIME : 1:57.736			DIFFERENCE : 0.077					
LAP	SECTOR 1	SECTOR 2	SECTOR 3	LAP TIME	MPH	DIFF	TIME OF DAY			
1 -	OUTLAP	112.9	52.314	30.687	97.8				09:03:17.482	
2 -	49.646	113.8	50.452	29.944	99.1	2:10.042	78.12	12.306	09:05:27.524	
3 -	47.588	114.5	48.130	28.852	99.8	2:04.570	81.56	6.834	09:07:32.094	
4 -	46.769	114.6	46.897	IN PIT		2:12.222	P	76.84	14.486	09:09:44.316
5 -	OUTLAP	113.7	49.878	29.414	98.5	5:54.639	28.64	3:56.903	09:15:38.955	
6 -	47.131	114.5	46.485	28.374	97.4	2:01.990	83.28	4.254	09:17:40.945	
7 -	46.281	114.2	45.799	27.772	99.4	1:59.852	84.77	2.116	09:19:40.797	
8 -	46.216	115.9	45.293	27.725	98.9	1:59.234 (3)	85.21	1.498	09:21:40.031	
9 -	45.718	115.2	44.693	27.325	101.6	1:57.736 (1)	86.29		09:23:37.767	
10 -	45.641	115.6	44.890	28.325	98.5	1:58.856 (2)	85.48	1.120	09:25:36.623	

P21	87	Jamie EDWARDS			Nykos - Kinpac Racing					
IDEAL LAP TIME :		BEST LAP TIME : 1:57.760			DIFFERENCE :					
LAP	SECTOR 1	SECTOR 2	SECTOR 3	LAP TIME	MPH	DIFF	TIME OF DAY			
1 -									09:02:33.119	
2 -				IN PIT		2:19.801	P	72.67	22.041	09:04:52.920
3 -						3:18.779	51.11	1:21.019	09:08:11.700	
4 -						2:03.361	82.36	5.601	09:10:15.061	
5 -						2:00.742	84.14	2.982	09:12:15.803	
6 -						2:00.058	84.62	2.298	09:14:15.861	

Weather / Track : Bright / Drying

Assen

Circuit Length = 2.8222 miles

Start: 09:00 Flag 09:25 End: 09:27

MCRCB BULLETIN TK002

2015 MCE British Superbike Championship - Round 10

2015 HEL British Motostar Championship

FREE PRACTICE - SECTOR ANALYSIS

SECTOR 1 = FL to I1, SECTOR 2 = I1 to I2, SECTOR 3 = I2 to FL, DIFF = Difference To Personal Best Lap

7 -				2:00.055	84.62	2.295	09:16:15.916
8 -				1:59.690	84.88	1.930	09:18:15.606
9 -				2:00.742	84.14	2.982	09:20:16.348
10 -				1:57.760 (1)	86.27		09:22:14.108
11 -				1:58.225 (3)	85.93	0.465	09:24:12.333
12 -				1:57.806 (2)	86.24	0.046	09:26:10.139

P22 27 M3 Georgina POLDEN	KTM - RS Racing	
IDEAL LAP TIME : 1:56.591	BEST LAP TIME : 1:57.837	DIFFERENCE : 1.246

LAP	SECTOR 1	SECTOR 2	SECTOR 3	LAP TIME	MPH	DIFF	TIME OF DAY		
1 -	OUTLAP	114.4	52.417	33.080	101.4		09:03:34.726		
2 -	50.426	119.7	48.512	30.049	101.2	2:08.987	78.76	11.150	09:05:43.713
3 -	48.001	124.0	47.119	29.085	102.1	2:04.205	81.80	6.368	09:07:47.918
4 -	47.626	122.5	47.255	29.027	102.3	2:03.908	81.99	6.071	09:09:51.826
5 -	47.254	124.2	46.466	28.729	102.8	2:02.449	82.97	4.612	09:11:54.275
6 -	46.030	124.1	45.684	28.205	103.3	1:59.919	84.72	2.082	09:13:54.194
7 -	45.702	124.9	45.112	27.903	104.0	1:58.717 (3)	85.58	0.880	09:15:52.911
8 -	45.349	124.1	44.802	27.686	103.3	1:57.837 (1)	86.22		09:17:50.748
9 -	45.813	124.8	44.412	27.627	102.6	1:57.852 (2)	86.21	0.015	09:19:48.600
10 -	44.900	124.7	44.064	IN PIT		5:15.539 P	32.19	3:17.702	09:25:04.139

P23 21 M3 Richard KERR	Honda - Bob Wylie Racing	
IDEAL LAP TIME : 1:58.301	BEST LAP TIME : 1:58.301	DIFFERENCE : 0.000

LAP	SECTOR 1	SECTOR 2	SECTOR 3	LAP TIME	MPH	DIFF	TIME OF DAY		
1 -	OUTLAP	110.5	51.938	32.218	91.6		09:06:05.981		
2 -	50.949	100.3	50.932	31.205	83.6	2:13.086	76.34	14.785	09:08:19.067
3 -	51.810	84.6	48.990	30.058	98.9	2:10.858	77.64	12.557	09:10:29.925
4 -	47.335	117.7	48.148	29.283	97.8	2:04.766	81.43	6.465	09:12:34.691
5 -	47.681	117.0	46.699	28.725	96.8	2:03.105	82.53	4.804	09:14:37.796
6 -	47.045	117.3	47.119	28.722	100.5	2:02.886	82.67	4.585	09:16:40.682
7 -	47.148	116.8	46.355	28.553	100.5	2:02.056	83.24	3.755	09:18:42.738
8 -	46.439	117.2	45.929	28.359	98.5	2:00.727	84.15	2.426	09:20:43.465
9 -	46.230	115.8	45.611	28.019	100.3	1:59.860 (3)	84.76	1.559	09:22:43.325
10 -	46.461	115.9	45.090	28.227	99.6	1:59.778 (2)	84.82	1.477	09:24:43.103
11 -	45.966	117.8	44.423	27.912	98.5	1:58.301 (1)	85.88		09:26:41.404

P24 8 M3 TJ TOMS	Repli-Cast Moto 3 - Repli-Cast UK	
IDEAL LAP TIME : 1:58.374	BEST LAP TIME : 1:58.596	DIFFERENCE : 0.222

LAP	SECTOR 1	SECTOR 2	SECTOR 3	LAP TIME	MPH	DIFF	TIME OF DAY		
1 -	OUTLAP	115.6	56.385	32.414	98.9		09:02:42.391		
2 -	49.635	118.5	50.709	31.311	99.8	2:11.655	77.17	13.059	09:04:54.046
3 -	47.739	120.9	48.674	29.731	102.3	2:06.144	80.54	7.548	09:07:00.190
4 -	47.655	120.9	48.878	IN PIT		2:16.224 P	74.58	17.628	09:09:16.414
5 -	OUTLAP	120.3	47.576	29.951	101.9	3:05.063	54.90	1:06.467	09:12:21.477
6 -	47.599	119.9	47.323	29.250	101.6	2:04.172	81.82	5.576	09:14:25.649
7 -	46.510	119.5	46.563	29.053	102.3	2:02.126	83.19	3.530	09:16:27.775
8 -	45.949	119.7	45.571	28.208	102.1	1:59.728	84.86	1.132	09:18:27.503
9 -	46.260	120.1	45.316	28.168	102.6	1:59.744	84.84	1.148	09:20:27.247
10 -	46.030	122.0	44.746	27.820	102.6	1:58.596 (1)	85.67		09:22:25.843
11 -	45.888	119.7	45.128	27.740	103.5	1:58.756 (2)	85.55	0.160	09:24:24.599
12 -	45.964	118.7	45.913	27.830	103.8	1:59.707 (3)	84.87	1.111	09:26:24.306

P25 17 Wesley JONKER	Luyten Honda - Racing Family	
IDEAL LAP TIME : 1:58.900	BEST LAP TIME : 1:58.900	DIFFERENCE : 0.000

LAP	SECTOR 1	SECTOR 2	SECTOR 3	LAP TIME	MPH	DIFF	TIME OF DAY		
1 -	OUTLAP	116.2	56.085	31.609	92.8		09:02:41.228		
2 -	50.474	116.5	47.681	30.123	96.4	2:08.278	79.20	9.378	09:04:49.506
3 -	49.051	116.5	46.220	29.009	98.1	2:04.280	81.75	5.380	09:06:53.786
4 -	47.831	116.8	45.693	28.440	100.3	2:01.964	83.30	3.064	09:08:55.750
5 -	47.630	118.5	46.354	28.398	100.3	2:02.382	83.02	3.482	09:10:58.132

Assen
 Circuit Length = 2.8222 miles
 Start: 09:00 Flag 09:25 End: 09:27

Weather / Track : Bright / Drying

MCRCB BULLETIN TK002

2015 MCE British Superbike Championship - Round 10

2015 HEL British Motostar Championship

FREE PRACTICE - SECTOR ANALYSIS

SECTOR 1 = FL to I1, SECTOR 2 = I1 to I2, SECTOR 3 = I2 to FL, DIFF = Difference To Personal Best Lap

6 -	47.591	117.0	45.912	28.571	99.8	2:02.074	83.22	3.174	09:13:00.206
7 -	48.350	116.5	46.691	IN PIT		2:13.692	P 75.99	14.792	09:15:13.898
8 -	OUTLAP	116.2	46.892	27.816	99.8	3:23.177	50.00	1:24.277	09:18:37.075
9 -	47.189	117.2	45.859	28.407	100.5	2:01.455	(3) 83.65	2.555	09:20:38.530
10 -	46.564	118.3	44.942	29.029	99.1	2:00.535	(2) 84.29	1.635	09:22:39.065
11 -	48.099	116.6	45.821	27.795	100.7	2:01.715	83.47	2.815	09:24:40.780
12 -	46.306	117.3	44.857	27.737	101.9	1:58.900	(1) 85.45		09:26:39.680

P26	113	D	Walid SOPPE	Honda - Ernst Duddink Eveno Racing					
IDEAL LAP TIME : 1:57.454		BEST LAP TIME : 1:59.364		DIFFERENCE : 1.910					
LAP	SECTOR 1	SECTOR 2	SECTOR 3	LAP TIME	MPH	DIFF	TIME OF DAY		
1 -	OUTLAP	93.9	56.381	33.431	81.9		09:04:39.995		
2 -	53.045	101.2	51.141	31.437	84.0	2:15.623	74.91	16.259	09:06:55.618
3 -	52.017	95.8	51.718	32.555	84.2	2:16.290	74.54	16.926	09:09:11.908
4 -	52.396	91.9	50.159	28.661	100.9	2:11.216	(3) 77.43	11.852	09:11:23.124
5 -	46.635	117.5	46.234	27.353	101.2	2:00.222	(2) 84.51	0.858	09:13:23.346
6 -	45.837	119.1	45.232	28.295	101.9	1:59.364	(1) 85.11		09:15:22.710
7 -	45.725	119.6	44.376	IN PIT		2:06.592	P 80.25	7.228	09:17:29.302

P27	11		Stephen CAMPBELL	Honda - Campbell Racing					
IDEAL LAP TIME : 1:59.508		BEST LAP TIME : 1:59.744		DIFFERENCE : 0.236					
LAP	SECTOR 1	SECTOR 2	SECTOR 3	LAP TIME	MPH	DIFF	TIME OF DAY		
1 -	OUTLAP	97.4	56.526	34.418	88.9		09:04:13.506		
2 -	53.512	101.3	51.770	31.221	93.2	2:16.503	74.43	16.759	09:06:30.009
3 -	50.811	106.6	49.803	30.289	95.5	2:10.903	77.61	11.159	09:08:40.912
4 -	49.274	113.1	48.168	29.100	97.2	2:06.542	80.29	6.798	09:10:47.454
5 -	48.604	111.7	47.401	28.721	97.8	2:04.726	81.45	4.982	09:12:52.180
6 -	48.118	113.9	46.125	28.256	98.5	2:02.499	82.94	2.755	09:14:54.679
7 -	47.711	114.7	45.865	28.208	97.8	2:01.784	83.42	2.040	09:16:56.463
8 -	47.166	115.0	45.430	28.795	96.4	2:01.391	83.69	1.647	09:18:57.854
9 -	47.174	113.9	45.649	28.299	97.8	2:01.122	83.88	1.378	09:20:58.976
10 -	47.054	113.6	45.498	27.913	98.3	2:00.465	(3) 84.34	0.721	09:22:59.441
11 -	46.795	115.6	45.150	27.799	98.1	1:59.744	(1) 84.84		09:24:59.185
12 -	46.559	115.1	45.549	28.097	96.0	2:00.205	(2) 84.52	0.461	09:26:59.390

P28	99	M3	Miguel CORREIA-LOURENCO	Kalex KTM - Racing Team Noord Nederland					
IDEAL LAP TIME : 2:00.154		BEST LAP TIME : 2:00.441		DIFFERENCE : 0.287					
LAP	SECTOR 1	SECTOR 2	SECTOR 3	LAP TIME	MPH	DIFF	TIME OF DAY		
1 -	OUTLAP	112.5	51.863	31.249	95.8		09:04:34.066		
2 -	49.786	117.0	48.956	IN PIT		2:18.035	P 73.60	17.594	09:06:52.101
3 -	OUTLAP	117.4	47.757	35.146	88.4	3:09.854	53.51	1:09.413	09:10:01.955
4 -	49.176	117.5	48.162	29.922	97.0	2:07.260	79.83	6.819	09:12:09.215
5 -	48.702	117.9	46.702	28.907	98.7	2:04.311	81.73	3.870	09:14:13.526
6 -	47.613	117.7	47.032	28.914	98.5	2:03.559	82.22	3.118	09:16:17.085
7 -	48.116	115.4	46.276	28.998	96.8	2:03.390	82.34	2.949	09:18:20.475
8 -	47.624	118.1	45.978	28.298	98.3	2:01.900	(3) 83.34	1.459	09:20:22.375
9 -	47.569	117.3	46.385	28.141	98.3	2:02.095	83.21	1.654	09:22:24.470
10 -	48.013	117.5	45.633	28.018	100.3	2:01.664	(2) 83.51	1.223	09:24:26.134
11 -	46.503	118.3	45.916	28.022	98.9	2:00.441	(1) 84.35		09:26:26.575

P29	2	M3	Joe THOMAS	Honda - Team ILR					
IDEAL LAP TIME : 2:00.492		BEST LAP TIME : 2:00.606		DIFFERENCE : 0.114					
LAP	SECTOR 1	SECTOR 2	SECTOR 3	LAP TIME	MPH	DIFF	TIME OF DAY		
1 -	OUTLAP	117.7	49.956	31.287	98.5		09:03:02.770		
2 -	47.421	119.3	46.635	28.635	98.9	2:02.691	(2) 82.81	2.085	09:05:05.461
3 -	46.914	118.9	46.680	29.182	99.4	2:02.776	(3) 82.75	2.170	09:07:08.237
4 -	OUTLAP	112.5	48.817	30.609	99.4	15:31.271	10.90	13:30.665	09:22:39.508
5 -	47.836	118.2	46.506	29.073	99.4	2:03.415	82.32	2.809	09:24:42.923
6 -	47.028	117.7	45.455	28.123	99.8	2:00.606	(1) 84.24		09:26:43.529

Weather / Track : Bright / Drying

Assen

Circuit Length = 2.8222 miles

Start: 09:00 Flag 09:25 End: 09:27

MCRCB BULLETIN TK002

2015 MCE British Superbike Championship - Round 10

2015 HEL British Motostar Championship

FREE PRACTICE - SECTOR ANALYSIS

SECTOR 1 = FL to I1, SECTOR 2 = I1 to I2, SECTOR 3 = I2 to FL, DIFF = Difference To Personal Best Lap

P30		3		Mark CLAYTON		Honda - SP125 / Refined Recruitment			
IDEAL LAP TIME : 2:00.575		BEST LAP TIME : 2:00.861		DIFFERENCE : 0.286					
LAP	SECTOR 1	SECTOR 2	SECTOR 3	LAP TIME	MPH	DIFF	TIME OF DAY		
1 -	OUTLAP	108.6	53.564	31.717	94.7		09:04:32.992		
2 -	52.230	103.2	50.065	31.311	96.8	2:13.606	76.04	12.745	09:06:46.598
3 -	50.245	114.8	50.338	IN PIT		2:15.938 P	74.74	15.077	09:09:02.536
4 -	OUTLAP	115.7	53.863	30.384	97.0	6:38.084	25.52	4:37.223	09:15:40.620
5 -	48.966	111.8	47.512	29.387	98.7	2:05.865	80.72	5.004	09:17:46.485
6 -	47.697	115.2	46.944	28.835	98.5	2:03.476	82.28	2.615	09:19:49.961
7 -	47.185	115.5	46.260	28.696	99.6	2:02.141 (3)	83.18	1.280	09:21:52.102
8 -	47.257	115.6	46.010	28.216	100.0	2:01.483 (2)	83.63	0.622	09:23:53.585
9 -	47.471	115.3	45.450	27.940	100.7	2:00.861 (1)	84.06		09:25:54.446

P31		16		Andrew SAWFORD		Aprilia - St Neots Motorcycle Co Ltd			
IDEAL LAP TIME : 2:01.506		BEST LAP TIME : 2:01.506		DIFFERENCE : 0.000					
LAP	SECTOR 1	SECTOR 2	SECTOR 3	LAP TIME	MPH	DIFF	TIME OF DAY		
1 -	OUTLAP	92.4	56.371	34.585	86.3		09:09:32.139		
2 -	1:12.310	91.7	1:03.538	IN PIT		2:58.815 P	56.81	57.309	09:12:30.954
3 -	OUTLAP	108.4	51.855	31.761	93.4	6:45.547	25.05	4:44.041	09:19:16.501
4 -	51.220	116.9	48.765	29.290	97.4	2:09.275 (3)	78.59	7.769	09:21:25.776
5 -	48.131	117.2	46.764	29.638	97.6	2:04.533 (2)	81.58	3.027	09:23:30.309
6 -	47.030	117.6	45.720	28.756	97.4	2:01.506 (1)	83.61		09:25:31.815

P32		97		Adam MOORE		KTM - Cresswell Racing			
IDEAL LAP TIME : 2:01.626		BEST LAP TIME : 2:01.824		DIFFERENCE : 0.198					
LAP	SECTOR 1	SECTOR 2	SECTOR 3	LAP TIME	MPH	DIFF	TIME OF DAY		
1 -	OUTLAP	106.4	56.036	33.298	94.5		09:04:06.211		
2 -	53.706	111.8	52.788	30.820	96.6	2:17.314	73.99	15.490	09:06:23.525
3 -	50.463	111.9	49.433	30.923	97.0	2:10.819	77.66	8.995	09:08:34.344
4 -	48.917	111.9	49.239	30.461	94.9	2:08.617	78.99	6.793	09:10:42.961
5 -	49.234	112.3	49.800	29.987	97.4	2:09.021	78.74	7.197	09:12:51.982
6 -	49.206	115.6	48.227	29.445	93.0	2:06.878	80.07	5.054	09:14:58.860
7 -	48.662	111.7	47.390	29.472	97.0	2:05.524 (3)	80.94	3.700	09:17:04.384
8 -	50.013	109.9	49.638	IN PIT		2:20.210 P	72.46	18.386	09:19:24.594
9 -	OUTLAP	111.1	47.474	29.199	97.6	3:21.983	50.30	1:20.159	09:22:46.577
10 -	48.350	112.0	46.867	28.632	96.2	2:03.849 (2)	82.03	2.025	09:24:50.426
11 -	47.189	112.7	45.805	28.830	99.1	2:01.824 (1)	83.40		09:26:52.250

P33		84		Arne DE WINTERE		Kalex KTM - FPW Racing			
IDEAL LAP TIME : 2:01.262		BEST LAP TIME : 2:02.548		DIFFERENCE : 1.286					
LAP	SECTOR 1	SECTOR 2	SECTOR 3	LAP TIME	MPH	DIFF	TIME OF DAY		
1 -	OUTLAP	99.8	59.365	34.079	97.4		09:03:34.424		
2 -	51.770	113.6	52.614	31.658	100.7	2:16.042	74.68	13.494	09:05:50.466
3 -	50.855	117.9	52.182	33.057	102.3	2:16.094	74.65	13.546	09:08:06.560
4 -	51.091	117.4	50.536	30.440	103.0	2:12.067	76.93	9.519	09:10:18.627
5 -	49.505	118.5	50.217	30.652	102.3	2:10.374	77.93	7.826	09:12:29.001
6 -	48.843	120.9	49.186	29.353	103.0	2:07.382	79.76	4.834	09:14:36.383
7 -	47.944	119.4	48.402	29.508	103.5	2:05.854	80.72	3.306	09:16:42.237
8 -	47.782	123.1	47.280	29.442	102.3	2:04.504	81.60	1.956	09:18:46.741
9 -	47.160	122.2	47.315	29.067	103.8	2:03.542 (3)	82.24	0.994	09:20:50.283
10 -	47.971	121.2	47.049	29.041	103.8	2:04.061	81.89	1.513	09:22:54.344
11 -	47.203	125.2	45.788	29.609	104.2	2:02.600 (2)	82.87	0.052	09:24:56.944
12 -	47.037	122.4	47.074	28.437	101.4	2:02.548 (1)	82.90		09:26:59.492

P34		13 M3		Sam BURMAN		Honda - WNT / Burman Racing			
IDEAL LAP TIME : 2:03.474		BEST LAP TIME : 2:04.252		DIFFERENCE : 0.778					
LAP	SECTOR 1	SECTOR 2	SECTOR 3	LAP TIME	MPH	DIFF	TIME OF DAY		
1 -	OUTLAP	114.2	53.068	34.163	95.5		09:02:32.637		
2 -	51.409	116.3	50.919	32.973	95.5	2:15.301	75.09	11.049	09:04:47.938

Assen

Circuit Length = 2.8222 miles

Start: 09:00 Flag 09:25 End: 09:27

Weather / Track : Bright / Drying

MCRCB BULLETIN TK002

2015 MCE British Superbike Championship - Round 10

2015 HEL British Motostar Championship

FREE PRACTICE - SECTOR ANALYSIS

SECTOR 1 = FL to I1, SECTOR 2 = I1 to I2, SECTOR 3 = I2 to FL, DIFF = Difference To Personal Best Lap

3 -	50.566	116.2	49.156	31.242	98.3	2:10.964	77.57	6.712	09:06:58.902	
4 -	49.200	108.1	52.067	IN PIT		2:19.016	P	73.08	14.764	09:09:17.918
5 -	OUTLAP	116.7	48.012	29.970	100.7	3:23.460		49.93	1:19.208	09:12:41.378
6 -	48.212	118.2	47.779	30.212	100.7	2:06.203	(2)	80.50	1.951	09:14:47.581
7 -	48.049	118.3	46.646	29.557	101.4	2:04.252	(1)	81.77		09:16:51.833
8 -	47.271	118.1	48.172	32.283	97.8	2:07.726	(3)	79.54	3.474	09:18:59.559
9 -	51.392	108.8	52.800	IN PIT		2:21.019	P	72.04	16.767	09:21:20.578

P35	61	D	Ernst DUBBINK			Honda - Ernst Duddink Eveno Racing				
IDEAL LAP TIME : 2:04.190			BEST LAP TIME : 2:06.424			DIFFERENCE : 2.234				
LAP	SECTOR 1	SECTOR 2	SECTOR 3	LAP TIME	MPH	DIFF	TIME OF DAY			
1 -	OUTLAP	99.8	54.089	32.330	92.4					09:04:36.479
2 -	52.344	103.1	51.976	32.805	93.7	2:17.125	74.09	10.701		09:06:53.604
3 -	49.809	112.8	49.664	30.771	98.9	2:10.244	(3)	78.00	3.820	09:09:03.848
4 -	48.368	120.6	48.071	30.327	99.4	2:06.766	(2)	80.14	0.342	09:11:10.614
5 -	47.708	122.3	47.077	31.639	93.9	2:06.424	(1)	80.36		09:13:17.038
6 -	48.440	123.1	46.155	IN PIT		2:09.432	P	78.49	3.008	09:15:26.470

P36	18		Clint CLARKE			Honda - Gasket				
IDEAL LAP TIME : 2:06.317			BEST LAP TIME : 2:07.621			DIFFERENCE : 1.304				
LAP	SECTOR 1	SECTOR 2	SECTOR 3	LAP TIME	MPH	DIFF	TIME OF DAY			
1 -	OUTLAP	109.4	54.607	33.683	88.2					09:07:11.815
2 -	50.776	110.8	50.662	31.480	93.2	2:12.918	76.43	5.297		09:09:24.733
3 -	51.830	110.1	49.355	31.093	93.4	2:12.278	(3)	76.80	4.657	09:11:37.011
4 -	49.469	109.9	48.062	30.431	94.1	2:07.962	(2)	79.39	0.341	09:13:44.973
5 -	50.760	109.5	47.320	29.541	94.1	2:07.621	(1)	79.61		09:15:52.594
6 -	49.456	110.1	47.562	IN PIT		2:27.874	P	68.70	20.253	09:18:20.468

P37	50		Steve LAWTON			KTM - Cresswell Racing				
IDEAL LAP TIME : 2:09.819			BEST LAP TIME : 2:09.819			DIFFERENCE : 0.000				
LAP	SECTOR 1	SECTOR 2	SECTOR 3	LAP TIME	MPH	DIFF	TIME OF DAY			
1 -	OUTLAP	78.0	1:00.290	34.807	84.2					09:05:41.834
2 -	56.904	95.8	54.462	33.058	89.8	2:24.424	(3)	70.34	14.605	09:08:06.258
3 -	53.700	100.0	50.665	30.525	91.4	2:14.890	(2)	75.32	5.071	09:10:21.148
4 -	51.197	106.0	48.240	30.382	93.5	2:09.819	(1)	78.26		09:12:30.967

P38	7		Jamie ASHBY			Honda - SP125 / JPA Racing				
IDEAL LAP TIME : 2:10.603			BEST LAP TIME : 2:10.603			DIFFERENCE : 0.000				
LAP	SECTOR 1	SECTOR 2	SECTOR 3	LAP TIME	MPH	DIFF	TIME OF DAY			
1 -	OUTLAP	72.2	1:01.392	IN PIT			P			09:04:54.980
2 -	OUTLAP	87.2	56.180	34.457	80.7	7:24.640		22.85	5:14.037	09:12:19.620
3 -	56.115	86.3	55.571	33.850	80.1	2:25.536	(3)	69.81	14.933	09:14:45.156
4 -	55.688	96.8	55.611	31.894	91.3	2:23.193	(2)	70.95	12.590	09:17:08.349
5 -	52.261	103.3	51.419	IN PIT		2:21.010	P	72.05	10.407	09:19:29.359
6 -	OUTLAP	99.1	51.053	30.618	93.7	5:25.441		31.21	3:14.838	09:24:54.800
7 -	50.896	111.4	49.864	29.843	97.0	2:10.603	(1)	77.79		09:27:05.403

P39	4		Louis VALLELEY			KTM - CM Racing				
IDEAL LAP TIME :			BEST LAP TIME :			DIFFERENCE :				
LAP	SECTOR 1	SECTOR 2	SECTOR 3	LAP TIME	MPH	DIFF	TIME OF DAY			
1 -	OUTLAP	92.6	1:00.422	IN PIT			P			09:20:23.505
2 -	OUTLAP	98.1	1:00.265	IN PIT		3:13.457	P	52.51		09:23:36.962
3 -	OUTLAP	105.7	54.336	32.926	91.6	3:01.314		56.03		09:26:38.276

MCRCB BULLETIN TK003**2015 MCE British Superbike Championship - Round 10****2015 HEL British Motostar Championship****FREE PRACTICE - BEST SPEEDS**

POS	INTERMEDIATE 1			INTERMEDIATE 2			FINISH LINE		
	NO	NAME	MPH	NO	NAME	MPH	NO	NAME	MPH
1	6	TAYLOR	129.4				6	TAYLOR	108.8
2	95	DEROUE	128.3				95	DEROUE	108.8
3	52	BOERBOOM	127.4				171	VAN LEEUWEN	106.7
4	72	HORSMAN	126.4				72	HORSMAN	106.5
5	26	SAEZ	125.4				47	ARCHER	105.7
6	47	ARCHER	125.4				26	SAEZ	105.5
7	84	DE WINTERE	125.2				62	VAN DER VALK	105.0
8	27	POLDEN	124.9				71	BEINLICH	105.0
9	71	BEINLICH	124.9				86	NESBITT	104.7
10	98	DE VRIES	124.6				84	DE WINTERE	104.2
11	171	VAN LEEUWEN	124.3				27	POLDEN	104.0
12	61	DUBBINK	123.1				42	SLOOTEN	104.0
13	62	VAN DER VALK	122.3				98	DE VRIES	104.0
14	8	TOMS	122.0				8	TOMS	103.8
15	1	RENDELL	121.9				52	BOERBOOM	103.8
16	35	LODGE	121.7				29	GREVINK	102.8
17	42	SLOOTEN	121.5				35	LODGE	102.8
18	86	NESBITT	120.6				1	RENDELL	102.3
19	29	GREVINK	119.7				17	JONKER	101.9
20	113	SOPPE	119.6				24	RODINK	101.9
21	24	RODINK	119.5				113	SOPPE	101.9
22	2	THOMAS	119.3				34	DELVES	101.6
23	17	JONKER	118.5				13	BURMAN	101.4
24	13	BURMAN	118.3				3	CLAYTON	100.7
25	99	CORREIA-LOURENCO	118.3				21	KERR	100.5
26	25	BROUWERS	118.2				99	CORREIA-LOURENCO	100.3
27	21	KERR	117.8				2	THOMAS	99.8
28	16	SAWFORD	117.6				61	DUBBINK	99.4
29	34	DELVES	115.9				65	OWENS	99.1
30	3	CLAYTON	115.7				97	MOORE	99.1
31	65	OWENS	115.7				11	CAMPBELL	98.5
32	11	CAMPBELL	115.6				25	BROUWERS	97.8
33	97	MOORE	115.6				16	SAWFORD	97.6
34	7	ASHBY	111.4				7	ASHBY	97.0
35	18	CLARKE	110.8				18	CLARKE	94.1
36	50	LAWTON	106.0				50	LAWTON	93.5
37	4	VALLELEY	105.7				4	VALLELEY	91.6
38									
39									

Weather / Track : Bright / Drying

Assen

Circuit Length = 2.8222 miles

Start: 09:00 Flag 09:25 End: 09:27

Results can be found at www.tsl-timing.com

Printed - 09:30 Friday, 18 September 2015

MCRCB BULLETIN TK004

2015 MCE British Superbike Championship - Round 10

2015 HEL British Motostar Championship

FREE PRACTICE - BEST SECTORS

SECTOR 1			SECTOR 2			SECTOR 3			IDEAL / BEST COMPARISON						
POS	NO	NAME	TIME	NO	NAME	TIME	NO	NAME	TIME	POS	NO	NAME	IDEAL	BEST	DIFF
												PERFECT LAP	1:50.190		
1	6	TAYLOR	42.837	95	DEROUE	41.783	26	SAEZ	25.570	1	95	DEROUE	1:50.665	1:50.831	0.166
2	95	DEROUE	43.022	26	SAEZ	41.844	95	DEROUE	25.860	2	6	TAYLOR	1:50.793	1:51.197	0.404
3	62	VAN DER VALK	43.383	6	TAYLOR	42.035	171	VAN LEEUWEN	25.887	3	26	SAEZ	1:50.800	1:50.958	0.158
4	26	SAEZ	43.386	47	ARCHER	42.181	6	TAYLOR	25.921	4	47	ARCHER	1:51.791	1:52.028	0.237
5	47	ARCHER	43.421	62	VAN DER VALK	42.373	62	VAN DER VALK	26.089	5	62	VAN DER VALK	1:51.845	1:52.001	0.156
6	1	RENDELL	43.970	171	VAN LEEUWEN	42.505	47	ARCHER	26.189	6	171	VAN LEEUWEN	1:52.441	1:52.441	0.000
7	171	VAN LEEUWEN	44.049	1	RENDELL	42.526	98	DE VRIES	26.484	7	1	RENDELL	1:52.993	1:53.231	0.238
8	86	NESBITT	44.378	71	BEINLICH	42.735	1	RENDELL	26.497	8	86	NESBITT	1:54.028	1:54.222	0.194
9	98	DE VRIES	44.405	86	NESBITT	42.981	86	NESBITT	26.669	9	98	DE VRIES	1:54.069	1:54.069	0.000
10	71	BEINLICH	44.504	65	OWENS	43.049	35	LODGE	26.875	10	71	BEINLICH	1:54.441	1:55.181	0.740
11	35	LODGE	44.532	98	DE VRIES	43.180	42	SLOOTEN	26.938	11	35	LODGE	1:54.675	1:55.046	0.371
12	52	BOERBOOM	44.544	25	BROUWERS	43.259	52	BOERBOOM	27.069	12	65	OWENS	1:55.025	1:55.025	0.000
13	29	GREVINK	44.752	35	LODGE	43.268	65	OWENS	27.069	13	25	BROUWERS	1:55.275	1:57.277	2.002
14	27	POLDEN	44.900	42	SLOOTEN	43.401	25	BROUWERS	27.111	14	42	SLOOTEN	1:55.284	1:55.284	0.000
15	25	BROUWERS	44.905	24	RODINK	43.591	29	GREVINK	27.169	15	29	GREVINK	1:55.661	1:55.661	0.000
16	65	OWENS	44.907	29	GREVINK	43.740	24	RODINK	27.196	16	52	BOERBOOM	1:56.125	1:57.200	1.075
17	42	SLOOTEN	44.945	27	POLDEN	44.064	71	BEINLICH	27.202	17	24	RODINK	1:56.219	1:56.439	0.220
18	72	HORSMAN	44.950	113	SOPPE	44.376	72	HORSMAN	27.226	18	72	HORSMAN	1:56.555	1:57.124	0.569
19	24	RODINK	45.432	72	HORSMAN	44.379	34	DELVES	27.325	19	27	POLDEN	1:56.591	1:57.837	1.246
20	34	DELVES	45.641	21	KERR	44.423	113	SOPPE	27.353	20	113	SOPPE	1:57.454	1:59.364	1.910
21	113	SOPPE	45.725	52	BOERBOOM	44.512	27	POLDEN	27.627	21	34	DELVES	1:57.659	1:57.736	0.077
22	8	TOMS	45.888	34	DELVES	44.693	17	JONKER	27.737	22	21	KERR	1:58.301	1:58.301	0.000
23	21	KERR	45.966	8	TOMS	44.746	8	TOMS	27.740	23	8	TOMS	1:58.374	1:58.596	0.222
24	17	JONKER	46.306	17	JONKER	44.857	11	CAMPBELL	27.799	24	17	JONKER	1:58.900	1:58.900	0.000
25	99	CORREIA-LOUREN	46.503	11	CAMPBELL	45.150	21	KERR	27.912	25	11	CAMPBELL	1:59.508	1:59.744	0.236
26	11	CAMPBELL	46.559	3	CLAYTON	45.450	3	CLAYTON	27.940	26	99	CORREIA-LOURENC	2:00.154	2:00.441	0.287
27	2	THOMAS	46.914	2	THOMAS	45.455	99	CORREIA-LOUREN	28.018	27	2	THOMAS	2:00.492	2:00.606	0.114
28	16	SAWFORD	47.030	99	CORREIA-LOUREN	45.633	2	THOMAS	28.123	28	3	CLAYTON	2:00.575	2:00.861	0.286
29	84	DE WINTERE	47.037	16	SAWFORD	45.720	84	DE WINTERE	28.437	29	84	DE WINTERE	2:01.262	2:02.548	1.286
30	3	CLAYTON	47.185	84	DE WINTERE	45.788	97	MOORE	28.632	30	16	SAWFORD	2:01.506	2:01.506	0.000
31	97	MOORE	47.189	97	MOORE	45.805	16	SAWFORD	28.756	31	97	MOORE	2:01.626	2:01.824	0.198
32	13	BURMAN	47.271	61	DUBBINK	46.155	18	CLARKE	29.541	32	13	BURMAN	2:03.474	2:04.252	0.778
33	61	DUBBINK	47.708	13	BURMAN	46.646	13	BURMAN	29.557	33	61	DUBBINK	2:04.190	2:06.424	2.234
34	18	CLARKE	49.456	18	CLARKE	47.320	7	ASHBY	29.843	34	18	CLARKE	2:06.317	2:07.621	1.304
35	7	ASHBY	50.896	50	LAWTON	48.240	61	DUBBINK	30.327	35	50	LAWTON	2:09.819	2:09.819	0.000
36	50	LAWTON	51.197	7	ASHBY	49.864	50	LAWTON	30.382	36	7	ASHBY	2:10.603	2:10.603	0.000
37				4	VALLELEY	54.336	4	VALLELEY	32.926	37	87	EDWARDS		1:57.760	
38										38	4	VALLELEY			
39										39	28	KOOPMAN		1:54.495	

Weather / Track : Bright / Drying

Results can be found at www.tsl-timing.com

Assen

Circuit Length = 2.8222 miles

Start: 09:00 Flag 09:25 End: 09:27

Printed - 09:30 Friday, 18 September 2015

MCRCB BULLETIN TK005

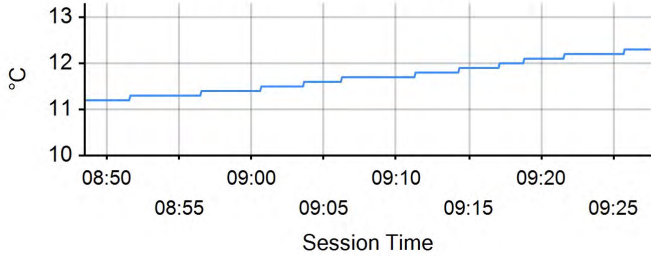
2015 MCE British Superbike Championship - Round 10

2015 HEL British Motostar Championship

FREE PRACTICE - WEATHER CONDITIONS

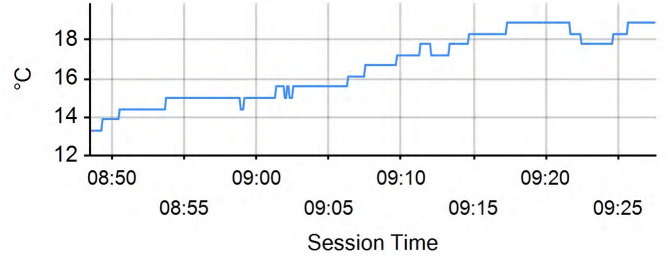
Air Temperature

Min: 11.2°C Max: 12.3°C



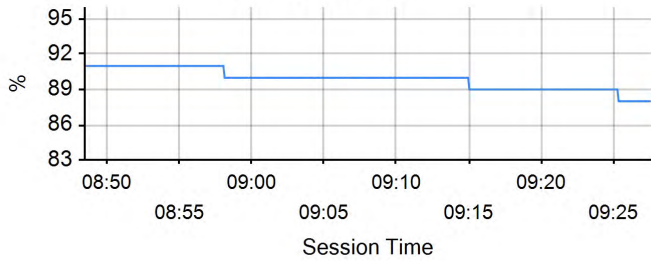
Track Temperature

Min: 13.3°C Max: 18.9°C



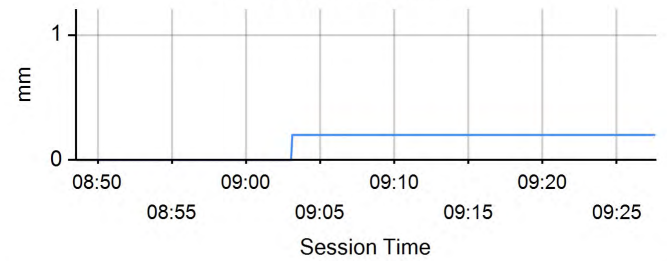
Humidity

Min: 88% Max: 91%



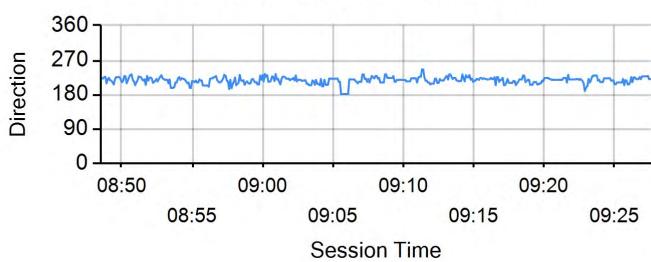
Daily Rainfall

Min: 0mm Max: 0.2mm



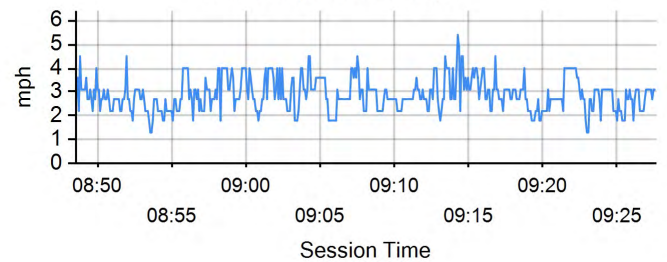
Wind Direction

North = 0/360, East = 90, South = 180, West = 270



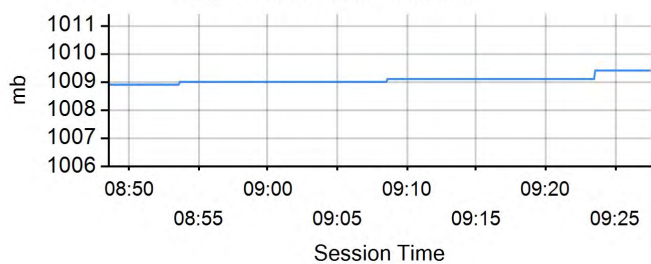
Wind Speed

Min: 1.3mph Max: 5.4mph



Barometric Pressure

Min: 1008.9mb Max: 1009.4mb



Weather / Track : Bright / Drying

Results can be found at www.tsl-timing.com

Assen

Circuit Length = 2.8222 miles

Start: 09:00 Flag 09:25 End: 09:27

Printed - 09:31 Friday, 18 September 2015

QUALIFYING 1 - CLASSIFICATION



POS	NO	CL	PIC NAME	ENTRY	TIME	ON	LAPS	GAP	DIFF	MPH
1	61	D	1 Ernst DUBBINK	Honda - Ernst Duddink Eveno Racing	1:47.184	11	11			94.79
2	6	M3	1 Taz TAYLOR	KTM - RS Racing	1:47.201	9	12	0.017	0.017	94.77
3	95	M3	2 Scott DEROUE	KTM - Redline KTM	1:47.303	6	10	0.119	0.102	94.68
4	47	M3	3 Jake ARCHER	Honda - RS Racing	1:48.330	6	11	1.146	1.027	93.78
5	52	M3	4 Jorel BOERBOOM	Kalex KTM - FPW Racing	1:48.431	12	12	1.247	0.101	93.70
6	26	M3	5 Dani SAEZ	Repli-Cast Moto 3 - Repli-Cast - Armstrong	1:48.575	8	10	1.391	0.144	93.57
7	62	M3	6 Vasco VAN DER VALK	Honda - Team ILR / Vasco62.nl	1:48.706	7	12	1.522	0.131	93.46
8	86	M3	7 Charlie NESBITT	Repli-Cast Moto 3 - Repli-Cast UK	1:48.902	9	12	1.718	0.196	93.29
9	171	D	2 Thomas VAN LEEUWEN	KTM -	1:48.922	4	7	1.738	0.020	93.27
10	1	M3	8 Edward RENDELL	Ten Kate Honda - Banks Racing	1:48.973	11	11	1.789	0.051	93.23
11	25	M3	9 Mike BROUWERS	Honda - Joma / Brouwersracingteam	1:49.302	9	12	2.118	0.329	92.95
12	28	D	3 Dennis KOOPMAN	Honda - BV Racing Moto 3	1:49.692	12	12	2.508	0.390	92.62
13	42	M3	10 Brian SLOOTEN	Honda - Bakker Frames Holland	1:49.854	9	12	2.670	0.162	92.48
14	98	M3	11 Tomas DE VRIES	Honda - DAT Racing	1:50.020	9	12	2.836	0.166	92.34
15	113	D	4 Walid SOPPE	Honda - Ernst Duddink Eveno Racing	1:50.179	3	3	2.995	0.159	92.21
16	71	M3	12 Christoph BEINLICH	Honda - Beinlich Racing Team	1:50.437	4	10	3.253	0.258	91.99
17	27	M3	13 Georgina POLDEN	KTM - RS Racing	1:51.513	11	11	4.329	1.076	91.11
18	29	D	5 Sven GREVINK	Honda - DS Racing	1:51.606	6	11	4.422	0.093	91.03
19	17		1 Wesley JONKER	Luyten Honda - Racing Family	1:51.618	11	11	4.434	0.012	91.02
20	65		2 Josh OWENS	Honda - JPL Racing	1:51.849	5	12	4.665	0.231	90.83
21	35	M3	14 Elliot LODGE	Honda - Essential Team Racing / SP125	1:51.905	6	12	4.721	0.056	90.79
22	2	M3	15 Joe THOMAS	Honda - Team ILR	1:52.137	11	12	4.953	0.232	90.60
23	24		3 Tasia RODINK	Honda - Promemo Racing	1:52.479	8	11	5.295	0.342	90.32
24	72		4 Cameron HORSMAN	EE125 - FAB-Racing	1:52.636	10	10	5.452	0.157	90.20
25	8	M3	16 TJ TOMS	Repli-Cast Moto 3 - Repli-Cast UK	1:52.714	6	12	5.530	0.078	90.14
26	34		5 Liam DELVES	Honda - Crucials Sauce / Banks Racing	1:53.473	12	12	6.289	0.759	89.53
27	16		6 Andrew SAWFORD	Aprilia - Si Neots Motorcycle Co Ltd	1:53.671	8	11	6.487	0.198	89.38
28	87		7 Jamie EDWARDS	Nykos - Kinpac Racing	1:53.965	5	6	6.781	0.294	89.15
29	21	M3	17 Richard KERR	Honda - Bob Wylie Racing	1:54.251	8	11	7.067	0.286	88.92
30	99	M3	18 Miguel CORREIA-LOURENCO	Kalex KTM - Racing Team Noord Nederland	1:54.453	5	12	7.269	0.202	88.77
31	3		8 Mark CLAYTON	Honda - SP125 / Refined Recruitment	1:54.759	9	10	7.575	0.306	88.53
32	13	M3	19 Sam BURMAN	Honda - WNT / Burman Racing	1:55.377	6	8	8.193	0.618	88.06
33	11		9 Stephen CAMPBELL	Honda - Campbell Racing	1:55.401	8	11	8.217	0.024	88.04
34	84		10 Arne DE WINTERE	Kalex KTM - FPW Racing	1:55.885	8	8	8.701	0.484	87.67
35	18		11 Clint CLARKE	Honda - Gasket	1:56.474	10	10	9.290	0.589	87.23
36	97	M3	20 Adam MOORE	Honda - Cresswell Racing	1:57.372	4	8	10.188	0.898	86.56
QUALIFYING LAPTIME (110.0% of 1:47.184) = 1:57.902										
37	7		12 Jamie ASHBY	Honda - SP125 / JPA Racing	1:58.837	8	8	11.653	1.465	85.49
38	50		13 Steve LAWTON	KTM - Cresswell Racing	1:59.144	3	4	11.960	0.307	85.27
39	4		14 Louis VALLELEY	KTM - CM Racing	2:02.222	10	10	15.038	3.078	83.12

Assen
Circuit Length = 2.8222 miles
Start: 14:30 Flag 15:05 End: 15:08

Weather / Track : Bright / Dry
These results are provisional until the conclusion of any judicial and technical matters.

Race Director :	Stewards :	Timekeeper :
-----------------	------------	--------------

Results can be found at www.britishsuperbike.com

Printed - 15:08 Friday, 18 September 2015



MCRCB BULLETIN TK042

2015 MCE British Superbike Championship - Round 10

2015 HEL British Motostar Championship

QUALIFYING 1 - SECTOR ANALYSIS

SECTOR 1 = FL to I1, SECTOR 2 = I1 to I2, SECTOR 3 = I2 to FL, DIFF = Difference To Personal Best Lap

P1		61 D		Ernst DUBBINK		Honda - Ernst Duddink Eveno Racing			
IDEAL LAP TIME : 1:47.140		BEST LAP TIME : 1:47.184		DIFFERENCE : 0.044					
LAP	SECTOR 1	SECTOR 2	SECTOR 3	LAP TIME	MPH	DIFF	TIME OF DAY		
1 -	OUTLAP	117.7	43.157	25.483	105.2				14:32:39.348
2 -	42.695	123.2	40.949	24.995	107.2	1:48.639	93.52	1.455	14:34:27.987
3 -	42.559	123.5	40.562	25.139	106.5	1:48.260	93.84	1.076	14:36:16.247
4 -	42.194	123.4	40.414	24.965	106.7	1:47.573 (2)	94.44	0.389	14:38:03.820
5 -	42.799	124.6	41.362	25.072	107.8	1:49.233	93.01	2.049	14:39:53.053
6 -	48.382	57.9	54.026	25.380	107.5	2:07.788	79.50	20.604	14:42:00.841
7 -	42.412	123.3	42.161	IN PIT		1:56.378 P	87.30	9.194	14:43:57.219
8 -	OUTLAP	118.5	43.327	25.139	107.5	2:51.168	59.35	1:03.984	14:46:48.387
9 -	OUTLAP	122.5	41.075	25.074	107.5	13:04.241	12.95	11:17.057	14:59:52.628
10 -	42.245	122.4	40.401	24.935	107.0	1:47.581 (3)	94.44	0.397	15:01:40.209
11 -	42.121	122.5	40.316	24.747	107.2	1:47.184 (1)	94.79		15:03:27.393

P2		6 M3		Taz TAYLOR		KTM - RS Racing			
IDEAL LAP TIME : 1:47.059		BEST LAP TIME : 1:47.201		DIFFERENCE : 0.142					
LAP	SECTOR 1	SECTOR 2	SECTOR 3	LAP TIME	MPH	DIFF	TIME OF DAY		
1 -	OUTLAP	126.3	43.298	26.697	105.7				14:32:54.399
2 -	43.521	126.0	41.657	25.456	109.3	1:50.634	91.83	3.433	14:34:45.033
3 -	42.820	127.3	41.251	25.220	107.0	1:49.291	92.96	2.090	14:36:34.324
4 -	42.442	128.6	41.423	24.996	107.8	1:48.861	93.33	1.660	14:38:23.185
5 -	43.139	127.5	42.140	24.972	108.3	1:50.251	92.15	3.050	14:40:13.436
6 -	42.184	127.3	41.201	25.085	107.8	1:48.470	93.66	1.269	14:42:01.906
7 -	43.099	127.9	41.794	25.074	109.9	1:49.967	92.39	2.766	14:43:51.873
8 -	42.229	128.9	41.023	24.626	109.9	1:47.878	94.18	0.677	14:45:39.751
9 -	41.786	129.0	40.734	24.681	107.5	1:47.201 (1)	94.77		14:47:26.952
10 -	OUTLAP	128.5	41.833	25.427	108.8	13:32.403	12.50	11:45.202	15:00:59.355
11 -	42.300	127.4	40.647	24.743	109.6	1:47.690 (3)	94.34	0.489	15:02:47.045
12 -	42.126	128.4	40.721	24.835	109.3	1:47.682 (2)	94.35	0.481	15:04:34.727

P3		95 M3		Scott DEROUÉ		KTM - Redline KTM			
IDEAL LAP TIME : 1:46.804		BEST LAP TIME : 1:47.303		DIFFERENCE : 0.499					
LAP	SECTOR 1	SECTOR 2	SECTOR 3	LAP TIME	MPH	DIFF	TIME OF DAY		
1 -	OUTLAP	124.7	42.067	25.424	108.8				14:31:49.869
2 -	42.555	126.0	41.042	25.078	109.1	1:48.675	93.49	1.372	14:33:38.544
3 -	42.449	125.5	40.922	25.013	109.1	1:48.384 (3)	93.74	1.081	14:35:26.928
4 -	42.338	126.0	41.087	25.305	108.0	1:48.730	93.44	1.427	14:37:15.658
5 -	52.297	100.3	47.269	26.646	108.8	2:06.212	80.50	18.909	14:39:21.870
6 -	41.913	127.5	40.557	24.833	110.7	1:47.303 (1)	94.68		14:41:09.173
7 -	41.986	126.2	40.956	IN PIT		1:52.817 P	90.05	5.514	14:43:01.990
8 -	OUTLAP	121.6	43.082	26.546	110.1	17:05.600	9.90	15:18.297	15:00:07.590
9 -	41.981	127.8	41.105	25.112	111.0	1:48.198 (2)	93.90	0.895	15:01:55.788
10 -	43.036	127.8	40.982	26.708	110.7	1:50.726	91.75	3.423	15:03:46.514

P4		47 M3		Jake ARCHER		Honda - RS Racing			
IDEAL LAP TIME : 1:48.327		BEST LAP TIME : 1:48.330		DIFFERENCE : 0.003					
LAP	SECTOR 1	SECTOR 2	SECTOR 3	LAP TIME	MPH	DIFF	TIME OF DAY		
1 -	OUTLAP	121.9	43.225	25.990	105.7				14:32:54.786
2 -	43.631	124.1	41.462	25.423	108.0	1:50.516	91.93	2.186	14:34:45.302
3 -	42.914	125.3	41.298	25.151	106.5	1:49.363	92.90	1.033	14:36:34.665
4 -	42.599	125.5	41.941	25.237	107.2	1:49.777	92.55	1.447	14:38:24.442
5 -	42.663	124.7	41.437	25.251	107.8	1:49.351 (3)	92.91	1.021	14:40:13.793
6 -	42.397	124.7	40.864	25.069	108.0	1:48.330 (1)	93.78		14:42:02.123
7 -	42.747	124.6	40.863	25.290	106.7	1:48.900 (2)	93.29	0.570	14:43:51.023
8 -	43.446	122.7	41.764	IN PIT		1:56.903 P	86.91	8.573	14:45:47.926
9 -	OUTLAP	122.5	42.034	25.533	105.5	15:11.410	11.14	13:23.080	15:00:59.336
10 -	42.945	124.8	40.861	25.968	106.2	1:49.774	92.55	1.444	15:02:49.110
11 -	42.947	124.6	41.595	25.758	106.5	1:50.300	92.11	1.970	15:04:39.410

Weather / Track : Bright / Dry

Assen

Circuit Length = 2.8222 miles

Start: 14:30 Flag 15:05 End: 15:08

MCRCB BULLETIN TK042

2015 MCE British Superbike Championship - Round 10

2015 HEL British Motostar Championship

QUALIFYING 1 - SECTOR ANALYSIS

SECTOR 1 = FL to I1, SECTOR 2 = I1 to I2, SECTOR 3 = I2 to FL, DIFF = Difference To Personal Best Lap

P5		52 M3		Jorel BOERBOOM		Kalex KTM - FPW Racing			
IDEAL LAP TIME : 1:48.098		BEST LAP TIME : 1:48.431		DIFFERENCE : 0.333					
LAP	SECTOR 1	SECTOR 2	SECTOR 3	LAP TIME	MPH	DIFF	TIME OF DAY		
1 -		123.1	42.411	25.653	105.7				14:31:51.975
2 -	43.291	123.8	41.742	25.383	106.7	1:50.416	92.01	1.985	14:33:42.391
3 -	43.039	123.3	41.260	25.173	106.5	1:49.472	92.81	1.041	14:35:31.863
4 -	43.926	93.9	42.590	25.214	106.2	1:51.730	90.93	3.299	14:37:23.593
5 -	42.730	124.1	46.163	27.013	97.0	1:55.906	87.65	7.475	14:39:19.499
6 -	44.936	125.9	41.193	25.222	106.2	1:51.351	91.24	2.920	14:41:10.850
7 -	43.048	124.3	41.159	25.178	105.0	1:49.385	92.88	0.954	14:43:00.235
8 -	42.924	123.9	41.688	28.096	106.0	1:52.708	90.14	4.277	14:44:52.943
9 -	42.624	125.0	40.965	25.057	107.5	1:48.646 (2)	93.51	0.215	14:46:41.589
10 -	OUTLAP	125.3	42.719	25.132	106.7	13:26.402	12.59	11:37.971	15:00:07.991
11 -	42.649	124.6	41.151	25.365	104.5	1:49.165 (3)	93.07	0.734	15:01:57.156
12 -	42.632	125.3	40.915	24.884	107.8	1:48.431 (1)	93.70		15:03:45.587

P6		26 M3		Dani SAEZ		Repli-Cast Moto 3 - Repli-Cast - Armstrong			
IDEAL LAP TIME : 1:48.575		BEST LAP TIME : 1:48.575		DIFFERENCE : 0.000					
LAP	SECTOR 1	SECTOR 2	SECTOR 3	LAP TIME	MPH	DIFF	TIME OF DAY		
1 -	OUTLAP	124.0	43.358	26.389	98.3				14:31:58.268
2 -	43.879	125.3	41.771	25.318	107.8	1:50.968	91.55	2.393	14:33:49.236
3 -	43.139	123.4	40.937	25.088	106.0	1:49.164 (2)	93.07	0.589	14:35:38.400
4 -	43.903	123.5	40.985	IN PIT		1:57.960 P	86.13	9.385	14:37:36.360
5 -	OUTLAP	124.3	45.088	26.528	106.5	4:06.934	41.14	2:18.359	14:41:43.294
6 -	43.230	124.6	41.571	25.478	105.0	1:50.279	92.13	1.704	14:43:33.573
7 -	43.101	123.4	41.473	25.402	105.7	1:49.976 (3)	92.38	1.401	14:45:23.549
8 -	42.775	123.7	40.754	25.046	105.7	1:48.575 (1)	93.57		14:47:12.124
9 -	OUTLAP	123.7	41.494	25.269	106.5	12:53.765	13.13	11:05.190	15:00:05.889
10 -	47.280	84.6	54.008	IN PIT		2:15.256 P	75.11	26.681	15:02:21.145

P7		62 M3		Vasco VAN DER VALK		Honda - Team ILR / Vasco62.nl			
IDEAL LAP TIME : 1:48.415		BEST LAP TIME : 1:48.706		DIFFERENCE : 0.291					
LAP	SECTOR 1	SECTOR 2	SECTOR 3	LAP TIME	MPH	DIFF	TIME OF DAY		
1 -		121.5	42.237	25.814	106.0				14:31:52.343
2 -	43.270	121.9	41.890	25.790	105.2	1:50.950	91.57	2.244	14:33:43.293
3 -	43.151	121.4	40.843	25.351	105.2	1:49.345 (3)	92.91	0.639	14:35:32.638
4 -	42.746	120.5	41.346	25.555	105.0	1:49.647	92.66	0.941	14:37:22.285
5 -	45.209	115.4	45.871	26.237	106.2	1:57.317	86.60	8.611	14:39:19.602
6 -	42.871	120.6	41.105	25.402	105.0	1:49.378	92.89	0.672	14:41:08.980
7 -	42.697	122.2	40.529	25.480	105.5	1:48.706 (1)	93.46		14:42:57.686
8 -	46.206	121.0	41.298	25.661	105.0	1:53.165	89.78	4.459	14:44:50.851
9 -	42.672	121.3	40.808	25.236	105.2	1:48.716 (2)	93.45	0.010	14:46:39.567
10 -	OUTLAP	114.5	42.705	25.876	106.5	13:24.443	12.63	11:35.737	15:00:04.010
11 -	42.797	122.7	41.337	25.434	106.0	1:49.568	92.72	0.862	15:01:53.578
12 -	42.921	119.1	41.372	25.441	105.7	1:49.734	92.58	1.028	15:03:43.312

P8		86 M3		Charlie NESBITT		Repli-Cast Moto 3 - Repli-Cast UK			
IDEAL LAP TIME : 1:48.318		BEST LAP TIME : 1:48.902		DIFFERENCE : 0.584					
LAP	SECTOR 1	SECTOR 2	SECTOR 3	LAP TIME	MPH	DIFF	TIME OF DAY		
1 -	OUTLAP	123.1	43.468	25.682	104.7				14:31:56.529
2 -	44.041	122.0	41.609	25.652	104.5	1:51.302	91.28	2.400	14:33:47.831
3 -	43.541	120.0	41.681	25.509	104.5	1:50.731	91.75	1.829	14:35:38.562
4 -	43.140	120.4	41.135	25.396	104.5	1:49.671	92.64	0.769	14:37:28.233
5 -	43.069	120.6	43.041	27.776	106.0	1:53.886	89.21	4.984	14:39:22.119
6 -	42.614	123.7	40.994	25.374	103.8	1:48.982 (2)	93.22	0.080	14:41:11.101
7 -	43.534	121.0	40.495	25.280	105.5	1:49.309 (3)	92.94	0.407	14:43:00.410
8 -	43.857	122.7	40.994	25.664	106.5	1:50.515	91.93	1.613	14:44:50.925
9 -	42.776	124.0	40.699	25.427	103.5	1:48.902 (1)	93.29		14:46:39.827
10 -	OUTLAP	120.6	43.071	25.668	104.7	13:53.215	12.19	12:04.313	15:00:33.042
11 -	43.344	120.4	41.671	25.608	104.2	1:50.623	91.84	1.721	15:02:23.665

Weather / Track : Bright / Dry

Assen

Circuit Length = 2.8222 miles

Start: 14:30 Flag 15:05 End: 15:08

MCRCB BULLETIN TK042

2015 MCE British Superbike Championship - Round 10

2015 HEL British Motostar Championship

QUALIFYING 1 - SECTOR ANALYSIS

SECTOR 1 = FL to I1, SECTOR 2 = I1 to I2, SECTOR 3 = I2 to FL, DIFF = Difference To Personal Best Lap

12 - 43.215 120.1 41.218 25.470 104.7 1:49.903 92.44 1.001 15:04:13.568

P9 171 D		Thomas VAN LEEUWEN		KTM -				
IDEAL LAP TIME : 1:48.502		BEST LAP TIME : 1:48.922		DIFFERENCE : 0.420				
LAP	SECTOR 1	SECTOR 2	SECTOR 3	LAP TIME	MPH	DIFF	TIME OF DAY	
1 -	OUTLAP	126.4	42.141	25.429	107.8		14:31:53.863	
2 -	42.834	124.2	41.122	25.011	108.5	1:48.967 (2)	93.24 0.045 14:33:42.830	
3 -	45.460	121.3	42.552	25.253	108.0	1:53.265	89.70 4.343 14:35:36.095	
4 -	42.662	123.7	41.150	25.110	107.5	1:48.922 (1)	93.27 10.149 14:37:25.017	
5 -	44.349	121.1	43.473	IN PIT		1:59.071 P	85.32 14:39:24.088	
6 -	OUTLAP	122.7	43.422	26.045	107.2	4:25.342	38.29 2:36.420 14:43:49.430	
7 -	43.343	123.8	42.974	25.683	108.0	1:52.000 (3)	90.71 3.078 14:45:41.430	

P10 1 M3		Edward RENDELL		Ten Kate Honda - Banks Racing				
IDEAL LAP TIME : 1:48.559		BEST LAP TIME : 1:48.973		DIFFERENCE : 0.414				
LAP	SECTOR 1	SECTOR 2	SECTOR 3	LAP TIME	MPH	DIFF	TIME OF DAY	
1 -	OUTLAP	117.1	42.918	26.939	98.9		14:32:21.715	
2 -	44.177	121.1	41.553	25.760	100.3	1:51.490	91.13 2.517 14:34:13.205	
3 -	43.857	120.6	41.392	25.721	103.5	1:50.970	91.55 1.997 14:36:04.175	
4 -	43.422	121.7	41.024	25.474	106.2	1:49.920 (3)	92.43 0.947 14:37:54.095	
5 -	43.591	123.3	41.015	25.539	103.5	1:50.145	92.24 1.172 14:39:44.240	
6 -	43.072	122.4	40.693	IN PIT		1:54.459 P	88.76 5.486 14:41:38.699	
7 -	OUTLAP	120.0	41.811	25.638	103.8	2:31.357	67.12 42.384 14:44:10.056	
8 -	43.111	121.0	40.878	25.411	103.0	1:49.400 (2)	92.87 0.427 14:45:59.456	
9 -	OUTLAP	121.4	41.763	25.374	104.0	14:34.472	11.61 12:45.499 15:00:33.928	
10 -	43.276	121.3	40.938	26.338	99.4	1:50.552	91.90 1.579 15:02:24.480	
11 -	43.062	121.6	40.486	25.425	103.5	1:48.973 (1)	93.23 15:04:13.453	

P11 25 M3		Mike BROUWERS		Honda - Joma / Brouwersracingteam				
IDEAL LAP TIME : 1:48.816		BEST LAP TIME : 1:49.302		DIFFERENCE : 0.486				
LAP	SECTOR 1	SECTOR 2	SECTOR 3	LAP TIME	MPH	DIFF	TIME OF DAY	
1 -		120.2	43.183	25.797	101.4		14:31:56.469	
2 -	45.928	121.0	42.623	25.205	103.8	1:53.756	89.31 4.454 14:33:50.225	
3 -	43.597	120.6	41.175	25.454	100.3	1:50.226	92.17 0.924 14:35:40.451	
4 -	44.077	118.4	41.098	25.363	102.8	1:50.538	91.91 1.236 14:37:30.989	
5 -	43.352	118.8	40.788	25.710	102.8	1:49.850 (2)	92.49 0.548 14:39:20.839	
6 -	43.375	119.4	40.513	27.150	81.3	1:51.038	91.50 1.736 14:41:11.877	
7 -	45.771	118.6	41.330	25.470	102.8	1:52.571	90.25 3.269 14:43:04.448	
8 -	43.523	119.8	41.079	25.458	103.0	1:50.060 (3)	92.31 0.758 14:44:54.508	
9 -	43.365	120.4	40.771	25.166	103.0	1:49.302 (1)	92.95 11:54.946 14:46:43.810	
10 -	OUTLAP	117.1	42.296	25.817	102.6	13:44.248	12.32 15:00:28.058	
11 -	44.012	117.9	41.300	25.378	103.3	1:50.690	91.78 1.388 15:02:18.748	
12 -	43.822	119.0	40.917	25.760	103.8	1:50.499	91.94 1.197 15:04:09.247	

P12 28 D		Dennis KOOPMAN		Honda - BV Racing Moto 3				
IDEAL LAP TIME : 1:49.641		BEST LAP TIME : 1:49.692		DIFFERENCE : 0.051				
LAP	SECTOR 1	SECTOR 2	SECTOR 3	LAP TIME	MPH	DIFF	TIME OF DAY	
1 -	OUTLAP	116.9	45.888	27.081	104.0		14:32:07.695	
2 -	44.845	117.5	43.843	26.813	104.7	1:55.501	87.96 5.809 14:34:03.196	
3 -	44.255	119.1	42.630	25.971	105.2	1:52.856	90.02 3.164 14:35:56.052	
4 -	44.347	120.0	43.076	26.471	105.5	1:53.894	89.20 4.202 14:37:49.946	
5 -	43.313	122.3	41.737	25.819	105.2	1:50.869	91.64 1.177 14:39:40.815	
6 -	43.965	119.8	41.696	25.521	105.0	1:51.182	91.38 1.490 14:41:31.997	
7 -	43.037	120.5	42.273	26.274	104.5	1:51.584	91.05 1.892 14:43:23.581	
8 -	43.071	119.8	41.582	25.479	105.0	1:50.132 (3)	92.25 0.440 14:45:13.713	
9 -	42.888	120.2	41.461	25.459	105.0	1:49.808 (2)	92.52 0.116 14:47:03.521	
10 -	OUTLAP	117.2	44.027	26.165	104.5	13:44.338	12.32 11:54.646 15:00:47.859	
11 -	43.453	118.8	41.559	25.399	105.2	1:50.411	92.02 0.719 15:02:38.270	
12 -	42.902	120.3	41.354	25.436	106.0	1:49.692 (1)	92.62 15:04:27.962	

Weather / Track : Bright / Dry

Assen

Circuit Length = 2.8222 miles

Start: 14:30 Flag 15:05 End: 15:08

MCRCB BULLETIN TK042

2015 MCE British Superbike Championship - Round 10

2015 HEL British Motostar Championship

QUALIFYING 1 - SECTOR ANALYSIS

SECTOR 1 = FL to I1, SECTOR 2 = I1 to I2, SECTOR 3 = I2 to FL, DIFF = Difference To Personal Best Lap

P13		42 M3		Brian SLOOTEN		Honda - Bakker Frames Holland			
IDEAL LAP TIME : 1:49.436		BEST LAP TIME : 1:49.854		DIFFERENCE : 0.418					
LAP	SECTOR 1	SECTOR 2	SECTOR 3	LAP TIME	MPH	DIFF	TIME OF DAY		
1 -	OUTLAP	120.3	42.918	26.724	105.0				14:31:55.137
2 -	45.158	118.4	42.684	25.973	105.0	1:53.815	89.26	3.961	14:33:48.952
3 -	43.975	121.6	41.717	26.014	103.3	1:51.706	90.95	1.852	14:35:40.658
4 -	44.157	121.4	41.682	25.670	104.2	1:51.509	91.11	1.655	14:37:32.167
5 -	43.520	121.1	41.566	25.825	103.5	1:50.911	91.60	1.057	14:39:23.078
6 -	43.346	121.3	41.103	25.722	104.0	1:50.171 (2)	92.22	0.317	14:41:13.249
7 -	43.437	120.2	41.288	25.731	105.0	1:50.456 (3)	91.98	0.602	14:43:03.705
8 -	43.573	120.2	41.388	25.569	104.5	1:50.530	91.92	0.676	14:44:54.235
9 -	43.218	121.2	41.062	25.574	105.2	1:49.854 (1)	92.48		14:46:44.089
10 -	OUTLAP	120.5	42.685	25.959	102.8	13:17.350	12.74	11:27.496	15:00:01.439
11 -	44.171	117.6	41.827	25.640	105.0	1:51.638	91.00	1.784	15:01:53.077
12 -	43.484	120.3	41.582	25.503	105.0	1:50.569	91.88	0.715	15:03:43.646

P14		98 M3		Tomas DE VRIES		Honda - DAT Racing			
IDEAL LAP TIME : 1:49.749		BEST LAP TIME : 1:50.020		DIFFERENCE : 0.271					
LAP	SECTOR 1	SECTOR 2	SECTOR 3	LAP TIME	MPH	DIFF	TIME OF DAY		
1 -		120.9	43.150	26.157	104.2				14:31:55.664
2 -	44.906	121.2	42.657	26.416	105.5	1:53.979	89.14	3.959	14:33:49.643
3 -	44.067	122.2	42.203	25.857	103.8	1:52.127	90.61	2.107	14:35:41.770
4 -	43.420	123.5	41.396	25.878	105.2	1:50.694	91.78	0.674	14:37:32.464
5 -	43.527	122.3	41.361	25.997	106.0	1:50.885	91.62	0.865	14:39:23.349
6 -	44.052	121.2	41.517	25.784	104.5	1:51.353	91.24	1.333	14:41:14.702
7 -	43.364	122.4	41.223	25.472	105.7	1:50.059 (2)	92.31	0.039	14:43:04.761
8 -	43.266	120.9	41.443	25.550	105.5	1:50.259	92.14	0.239	14:44:55.020
9 -	43.054	123.1	41.251	25.715	105.5	1:50.020 (1)	92.34		14:46:45.040
10 -	OUTLAP	120.2	43.059	26.525	100.9	13:17.387	12.74	11:27.367	15:00:02.427
11 -	43.963	119.8	41.673	25.746	106.2	1:51.382	91.21	1.362	15:01:53.809
12 -	43.234	121.9	41.268	25.603	105.7	1:50.105 (3)	92.27	0.085	15:03:43.914

P15		113 D		Walid SOPPE		Honda - Ernst Duddink Eveno Racing			
IDEAL LAP TIME : 1:50.179		BEST LAP TIME : 1:50.179		DIFFERENCE : 0.000					
LAP	SECTOR 1	SECTOR 2	SECTOR 3	LAP TIME	MPH	DIFF	TIME OF DAY		
1 -	OUTLAP	116.5	43.200	25.819	104.0				14:32:39.653
2 -	43.940	116.7	41.479	25.770	102.8	1:51.189 (2)	91.37	1.010	14:34:30.842
3 -	43.387	118.0	41.368	25.424	104.2	1:50.179 (1)	92.21		14:36:21.021

P16		71 M3		Christoph BEINLICH		Honda - Beinlich Racing Team			
IDEAL LAP TIME : 1:49.899		BEST LAP TIME : 1:50.437		DIFFERENCE : 0.538					
LAP	SECTOR 1	SECTOR 2	SECTOR 3	LAP TIME	MPH	DIFF	TIME OF DAY		
1 -	OUTLAP	125.6	43.857	27.124	106.0				14:31:59.748
2 -	43.713	123.0	42.053	26.024	106.2	1:51.790	90.88	1.353	14:33:51.538
3 -	44.134	121.5	41.648	26.007	106.5	1:51.789 (3)	90.88	1.352	14:35:43.327
4 -	43.185	123.2	41.337	25.915	107.2	1:50.437 (1)	91.99		14:37:33.764
5 -	43.694	121.7	41.704	IN PIT		1:58.441 P	85.78	8.004	14:39:32.205
6 -	OUTLAP	102.6	45.216	26.132	106.0	5:46.231	29.34	3:55.794	14:45:18.436
7 -	43.677	123.0	42.180	26.282	105.7	1:52.139	90.60	1.702	14:47:10.575
8 -	OUTLAP	122.6	43.048	26.662	102.6	12:52.125	13.15	11:01.688	15:00:02.700
9 -	44.006	123.1	42.161	25.632	106.7	1:51.799	90.87	1.362	15:01:54.499
10 -	43.184	122.9	41.708	25.563	106.5	1:50.455 (2)	91.98	0.018	15:03:44.954

P17		27 M3		Georgina POLDEN		KTM - RS Racing			
IDEAL LAP TIME : 1:50.893		BEST LAP TIME : 1:51.513		DIFFERENCE : 0.620					
LAP	SECTOR 1	SECTOR 2	SECTOR 3	LAP TIME	MPH	DIFF	TIME OF DAY		
1 -		123.7	44.853	26.501	106.2				14:31:56.988
2 -	44.507	125.9	43.729	26.233	106.0	1:54.469	88.75	2.956	14:33:51.457
3 -	44.367	125.3	42.985	26.002	106.0	1:53.354	89.63	1.841	14:35:44.811

Weather / Track : Bright / Dry

Assen

Circuit Length = 2.8222 miles

Start: 14:30 Flag 15:05 End: 15:08

MCRCB BULLETIN TK042

2015 MCE British Superbike Championship - Round 10

2015 HEL British Motostar Championship

QUALIFYING 1 - SECTOR ANALYSIS

SECTOR 1 = FL to I1, SECTOR 2 = I1 to I2, SECTOR 3 = I2 to FL, DIFF = Difference To Personal Best Lap

4 -	43.498	125.4	41.875	26.183	105.7	1:51.556 (2)	91.07	0.043	14:37:36.367
5 -	44.776	123.5	42.364	26.291	104.5	1:53.431	89.57	1.918	14:39:29.798
6 -	43.894	124.8	42.474	26.204	105.5	1:52.572	90.25	1.059	14:41:22.370
7 -	43.490	124.6	42.094	26.185	105.5	1:51.769	90.90	0.256	14:43:14.139
8 -	44.060	124.3	42.925	IN PIT		2:00.806 P	84.10	9.293	14:45:14.945
9 -	OUTLAP	123.5	43.112	26.564	104.7	15:29.142	10.93	13:37.629	15:00:44.087
10 -	43.788	124.2	42.069	25.789	106.5	1:51.646 (3)	91.00	0.133	15:02:35.733
11 -	43.873	124.8	41.614	26.026	106.0	1:51.513 (1)	91.11		15:04:27.246

P18	29 D	Sven GREVINK			Honda - DS Racing				
IDEAL LAP TIME : 1:51.163		BEST LAP TIME : 1:51.606			DIFFERENCE : 0.443				
LAP	SECTOR 1	SECTOR 2	SECTOR 3	LAP TIME	MPH	DIFF	TIME OF DAY		
1 -	118.8	43.228	26.255	103.3			14:31:54.967		
2 -	45.423	118.5	42.751	26.003	105.0	1:54.177	88.98	2.571	14:33:49.144
3 -	44.273	119.9	42.382	26.106	105.0	1:52.761	90.10	1.155	14:35:41.905
4 -	43.779	121.4	41.977	25.983	104.2	1:51.739	90.92	0.133	14:37:33.644
5 -	43.898	121.4	41.927	25.834	104.5	1:51.659 (3)	90.99	0.053	14:39:25.303
6 -	43.644	119.6	42.045	25.917	104.2	1:51.606 (1)	91.03		14:41:16.909
7 -	43.571	119.9	42.247	25.976	104.0	1:51.794	90.88	0.188	14:43:08.703
8 -	44.097	119.9	42.667	26.047	104.0	1:52.811	90.06	1.205	14:45:01.514
9 -	43.824	121.0	42.169	25.665	104.5	1:51.658 (2)	90.99	0.052	14:46:53.172
10 -	OUTLAP	114.5	45.863	27.364	101.2	15:15.565	11.09	13:23.959	15:02:08.737
11 -	45.427	117.5	43.588	26.648	103.5	1:55.663	87.84	4.057	15:04:04.400

P19	17	Wesley JONKER			Luyten Honda - Racing Family				
IDEAL LAP TIME : 1:51.225		BEST LAP TIME : 1:51.618			DIFFERENCE : 0.393				
LAP	SECTOR 1	SECTOR 2	SECTOR 3	LAP TIME	MPH	DIFF	TIME OF DAY		
1 -	OUTLAP	121.0	44.401	27.381	103.0		14:32:00.352		
2 -	45.675	120.3	44.159	27.303	100.7	1:57.137	86.73	5.519	14:33:57.489
3 -	45.683	122.3	44.374	27.236	101.2	1:57.293	86.62	5.675	14:35:54.782
4 -	45.275	121.4	43.275	26.547	103.0	1:55.097	88.27	3.479	14:37:49.879
5 -	43.995	120.9	42.622	26.020	103.5	1:52.637 (3)	90.20	1.019	14:39:42.516
6 -	44.121	119.6	41.926	25.894	103.8	1:51.941 (2)	90.76	0.323	14:41:34.457
7 -	45.041	119.6	43.214	IN PIT		2:04.580 P	81.55	12.962	14:43:39.037
8 -	OUTLAP	118.8	42.792	26.288	103.3	3:13.522	52.50	1:21.904	14:46:52.559
9 -	OUTLAP	121.2	43.517	26.388	102.8	13:17.751	12.73	11:26.133	15:00:10.310
10 -	45.218	116.7	42.172	25.974	103.0	1:53.364	89.62	1.746	15:02:03.674
11 -	44.138	118.5	41.693	25.787	103.0	1:51.618 (1)	91.02		15:03:55.292

P20	65	Josh OWENS			Honda - JPL Racing				
IDEAL LAP TIME : 1:51.621		BEST LAP TIME : 1:51.849			DIFFERENCE : 0.228				
LAP	SECTOR 1	SECTOR 2	SECTOR 3	LAP TIME	MPH	DIFF	TIME OF DAY		
1 -	OUTLAP	99.1	45.025	27.386	100.0		14:32:11.543		
2 -	46.116	113.0	42.377	26.585	100.5	1:55.078	88.28	3.229	14:34:06.621
3 -	45.021	116.7	43.040	26.609	100.5	1:54.670	88.60	2.821	14:36:01.291
4 -	44.691	116.8	41.884	26.203	101.9	1:52.778 (3)	90.08	0.929	14:37:54.069
5 -	44.075	121.7	41.875	25.899	101.2	1:51.849 (1)	90.83		14:39:45.918
6 -	44.740	114.8	43.352	IN PIT		2:00.142 P	84.56	8.293	14:41:46.060
7 -	OUTLAP	81.5	46.444	26.831	100.5	2:59.418	56.62	1:07.569	14:44:45.478
8 -	44.874	114.9	41.717	26.240	100.9	1:52.831	90.04	0.982	14:46:38.309
9 -	OUTLAP	111.2	43.527	28.565	88.0	13:24.856	12.62	11:33.007	15:00:03.165
10 -	45.330	116.8	42.382	26.347	101.2	1:54.059	89.07	2.210	15:01:57.224
11 -	44.264	116.5	41.647	26.125	101.6	1:52.036 (2)	90.68	0.187	15:03:49.260
12 -	44.254	116.4	45.574	29.370	95.8	1:59.198	85.23	7.349	15:05:48.458

P21	35 M3	Elliot LODGE			Honda - Essential Team Racing / SP125				
IDEAL LAP TIME : 1:50.956		BEST LAP TIME : 1:51.905			DIFFERENCE : 0.949				
LAP	SECTOR 1	SECTOR 2	SECTOR 3	LAP TIME	MPH	DIFF	TIME OF DAY		
1 -	OUTLAP	122.3	43.308	27.993	102.3		14:32:01.111		
2 -	44.916	120.9	43.260	26.188	103.3	1:54.364	88.84	2.459	14:33:55.475

Weather / Track : Bright / Dry

Assen
Circuit Length = 2.8222 miles
Start: 14:30 Flag 15:05 End: 15:08

MCRCB BULLETIN TK042

2015 MCE British Superbike Championship - Round 10

2015 HEL British Motostar Championship

QUALIFYING 1 - SECTOR ANALYSIS

SECTOR 1 = FL to I1, SECTOR 2 = I1 to I2, SECTOR 3 = I2 to FL, DIFF = Difference To Personal Best Lap

3 -	44.434	120.4	42.155	26.258	102.3	1:52.847	90.03	0.942	14:35:48.322
4 -	44.627	120.2	41.870	26.038	103.5	1:52.535	90.28	0.630	14:37:40.857
5 -	46.111	120.2	42.182	26.071	102.8	1:54.364	88.84	2.459	14:39:35.221
6 -	43.937	120.3	41.848	26.120	102.6	1:51.905 (1)	90.79		14:41:27.126
7 -	44.058	120.2	41.923	26.421	103.5	1:52.402	90.39	0.497	14:43:19.528
8 -	43.944	120.1	42.240	25.908	103.5	1:52.092 (2)	90.64	0.187	14:45:11.620
9 -	45.100	116.1	41.660	25.715	103.8	1:52.475	90.33	0.570	14:47:04.095
10 -	OUTLAP	120.0	42.785	25.990	103.3	13:34.039	12.48	11:42.134	15:00:38.134
11 -	44.519	119.4	41.838	25.750	104.5	1:52.107 (3)	90.62	0.202	15:02:30.241
12 -	43.581	120.6	42.342	26.486	104.7	1:52.409	90.38	0.504	15:04:22.650

P22		2 M3		Joe THOMAS		Honda - Team ILR			
IDEAL LAP TIME : 1:52.067		BEST LAP TIME : 1:52.137		DIFFERENCE : 0.070					
LAP	SECTOR 1	SECTOR 2	SECTOR 3	LAP TIME	MPH	DIFF	TIME OF DAY		
1 -		120.3	44.552	27.598	101.4				14:32:00.112
2 -	45.477	117.9	43.684	26.521	103.5	1:55.682	87.82	3.545	14:33:55.794
3 -	44.586	120.2	42.247	26.291	101.9	1:53.124	89.81	0.987	14:35:48.918
4 -	44.414	120.5	42.039	26.294	102.1	1:52.747 (2)	90.11	0.610	14:37:41.665
5 -	44.853	118.0	43.397	26.770	100.5	1:55.020	88.33	2.883	14:39:36.685
6 -	44.495	118.7	42.187	26.483	101.6	1:53.165	89.78	1.028	14:41:29.850
7 -	44.738	118.3	42.632	26.331	101.6	1:53.701	89.35	1.564	14:43:23.551
8 -	44.100	119.3	42.567	26.532	100.7	1:53.199	89.75	1.062	14:45:16.750
9 -	44.695	118.2	42.728	26.364	101.4	1:53.787	89.29	1.650	14:47:10.537
10 -	OUTLAP	117.4	43.129	26.214	101.6	13:18.248	12.72	11:26.111	15:00:28.785
11 -	44.142	118.6	42.067	25.928	101.6	1:52.137 (1)	90.60		15:02:20.922
12 -	44.458	117.7	42.238	26.312	101.9	1:53.008 (3)	89.90	0.871	15:04:13.930

P23		24		Tasia RODINK		Honda - Promemo Racing			
IDEAL LAP TIME : 1:52.133		BEST LAP TIME : 1:52.479		DIFFERENCE : 0.346					
LAP	SECTOR 1	SECTOR 2	SECTOR 3	LAP TIME	MPH	DIFF	TIME OF DAY		
1 -	OUTLAP	119.1	43.632	26.902	102.3				14:32:03.060
2 -	44.928	120.4	43.343	26.542	104.0	1:54.813	88.49	2.334	14:33:57.873
3 -	45.554	122.4	44.056	IN PIT		2:01.582 P	83.56	9.103	14:35:59.455
4 -	OUTLAP	117.0	43.447	26.319	103.0	3:02.265	55.74	1:09.786	14:39:01.720
5 -	44.665	118.2	42.322	26.120	102.6	1:53.107	89.82	0.628	14:40:54.827
6 -	44.746	117.7	42.452	26.097	103.3	1:53.295	89.67	0.816	14:42:48.122
7 -	44.623	117.8	42.434	26.113	102.1	1:53.170	89.77	0.691	14:44:41.292
8 -	44.374	118.6	42.113	25.992	102.8	1:52.479 (1)	90.32		14:46:33.771
9 -	OUTLAP	117.2	42.670	26.061	103.3	14:07.973	11.98	12:15.494	15:00:41.744
10 -	44.449	118.9	41.983	26.124	103.0	1:52.556 (3)	90.26	0.077	15:02:34.300
11 -	44.376	117.7	42.086	26.050	103.5	1:52.512 (2)	90.30	0.033	15:04:26.812

P24		72		Cameron HORSMAN		EE125 - FAB-Racing			
IDEAL LAP TIME : 1:52.248		BEST LAP TIME : 1:52.636		DIFFERENCE : 0.388					
LAP	SECTOR 1	SECTOR 2	SECTOR 3	LAP TIME	MPH	DIFF	TIME OF DAY		
1 -	OUTLAP	123.5	45.320	26.550	108.8				14:32:01.334
2 -	44.691	123.2	44.342	27.107	105.0	1:56.140	87.48	3.504	14:33:57.474
3 -	45.163	124.1	43.278	26.635	107.0	1:55.076	88.29	2.440	14:35:52.550
4 -	44.297	123.5	42.817	26.852	108.3	1:53.966	89.15	1.330	14:37:46.516
5 -	44.311	123.2	43.267	26.371	107.0	1:53.949	89.16	1.313	14:39:40.465
6 -	44.169	123.8	43.071	26.114	107.0	1:53.354 (3)	89.63	0.718	14:41:33.819
7 -	44.671	121.4	43.906	IN PIT		2:04.516 P	81.59	11.880	14:43:38.335
8 -	OUTLAP	120.8	44.339	27.125	103.5	16:23.681	10.32	14:31.045	15:00:02.016
9 -	44.505	124.1	42.681	25.818	108.3	1:53.004 (2)	89.90	0.368	15:01:55.020
10 -	43.905	123.2	42.713	26.018	107.8	1:52.636 (1)	90.20		15:03:47.656

P25		8 M3		TJ TOMS		Repli-Cast Moto 3 - Repli-Cast UK			
IDEAL LAP TIME : 1:52.714		BEST LAP TIME : 1:52.714		DIFFERENCE : 0.000					
LAP	SECTOR 1	SECTOR 2	SECTOR 3	LAP TIME	MPH	DIFF	TIME OF DAY		
1 -	OUTLAP	122.2	45.746	27.389	102.6				14:32:02.366

Weather / Track : Bright / Dry

Assen

Circuit Length = 2.8222 miles

Start: 14:30 Flag 15:05 End: 15:08

MCRCB BULLETIN TK042

2015 MCE British Superbike Championship - Round 10

2015 HEL British Motostar Championship

QUALIFYING 1 - SECTOR ANALYSIS

SECTOR 1 = FL to I1, SECTOR 2 = I1 to I2, SECTOR 3 = I2 to FL, DIFF = Difference To Personal Best Lap

2 -	44.878	121.9	43.698	26.710	104.2	1:55.286	88.13	2.572	14:33:57.652
3 -	45.061	120.6	43.445	26.687	104.7	1:55.193	88.20	2.479	14:35:52.845
4 -	44.417	121.9	42.631	27.298	104.5	1:54.346	88.85	1.632	14:37:47.191
5 -	44.755	121.0	42.944	26.471	105.0	1:54.170	88.99	1.456	14:39:41.361
6 -	43.891	122.1	42.591	26.232	105.0	1:52.714 (1)	90.14		14:41:34.075
7 -	44.730	121.6	43.710	28.411	102.1	1:56.851	86.94	4.137	14:43:30.926
8 -	44.913	119.3	43.218	26.497	103.8	1:54.628	88.63	1.914	14:45:25.554
9 -	44.793	120.0	43.442	26.746	103.5	1:54.981	88.36	2.267	14:47:20.535
10 -	OUTLAP	120.3	43.910	26.506	104.5	13:14.268	12.79	11:21.554	15:00:34.803
11 -	44.665	118.9	42.767	26.449	104.5	1:53.881 (3)	89.21	1.167	15:02:28.684
12 -	44.614	118.6	42.591	26.637	103.3	1:53.842 (2)	89.24	1.128	15:04:22.526

P26 34		Liam DELVES		Honda - Crucials Sauce / Banks Racing					
IDEAL LAP TIME : 1:53.329		BEST LAP TIME : 1:53.473		DIFFERENCE : 0.144					
LAP	SECTOR 1	SECTOR 2	SECTOR 3	LAP TIME	MPH	DIFF	TIME OF DAY		

1 -	OUTLAP	116.5	44.531	27.325	101.6				14:32:06.293
2 -	45.903	115.4	43.561	26.560	101.6	1:56.024	87.56	2.551	14:34:02.317
3 -	45.185	115.4	43.388	26.713	100.3	1:55.286	88.13	1.813	14:35:57.603
4 -	44.836	115.6	43.109	26.861	101.6	1:54.806	88.49	1.333	14:37:52.409
5 -	44.803	116.5	42.669	26.352	101.6	1:53.824 (2)	89.26	0.351	14:39:46.233
6 -	44.618	117.3	42.853	26.599	98.9	1:54.070 (3)	89.06	0.597	14:41:40.303
7 -	45.081	114.3	42.730	26.486	100.7	1:54.297	88.89	0.824	14:43:34.600
8 -	44.881	116.3	43.865	26.877	99.6	1:55.623	87.87	2.150	14:45:30.223
9 -	46.325	115.1	43.406	26.674	100.3	1:56.405	87.28	2.932	14:47:26.628
10 -	OUTLAP	114.6	44.087	27.037	100.5	12:36.037	13.43	10:42.564	15:00:02.665
11 -	45.286	116.6	42.583	26.325	102.1	1:54.194	88.97	0.721	15:01:56.859
12 -	44.762	115.9	42.514	26.197	102.6	1:53.473 (1)	89.53		15:03:50.332

P27 16		Andrew SAWFORD		Aprilia - St Neots Motorcycle Co Ltd					
IDEAL LAP TIME : 1:53.546		BEST LAP TIME : 1:53.671		DIFFERENCE : 0.125					
LAP	SECTOR 1	SECTOR 2	SECTOR 3	LAP TIME	MPH	DIFF	TIME OF DAY		

1 -	OUTLAP	115.2	48.129	28.024	101.6				14:33:06.458
2 -	46.839	117.6	44.162	26.978	100.7	1:57.979	86.11	4.308	14:35:04.437
3 -	45.619	117.4	44.052	26.551	101.9	1:56.222	87.42	2.551	14:37:00.659
4 -	45.894	117.4	43.180	26.424	102.1	1:55.498	87.96	1.827	14:38:56.157
5 -	45.269	117.4	42.767	26.428	101.9	1:54.464	88.76	0.793	14:40:50.621
6 -	45.094	117.2	42.700	26.247	102.3	1:54.041 (2)	89.09	0.370	14:42:44.662
7 -	44.955	117.7	42.798	26.340	102.8	1:54.093 (3)	89.05	0.422	14:44:38.755
8 -	44.789	117.8	42.610	26.272	103.3	1:53.671 (1)	89.38		14:46:32.426
9 -	OUTLAP	63.4	48.663	27.247	102.3	14:35.766	11.60	12:42.095	15:01:08.192
10 -	45.533	117.0	42.588	26.291	102.1	1:54.412	88.80	0.741	15:03:02.604
11 -	44.917	117.0	43.203	27.251	102.6	1:55.371	88.06	1.700	15:04:57.975

P28 87		Jamie EDWARDS		Nykos - Kinpac Racing					
IDEAL LAP TIME : 1:53.845		BEST LAP TIME : 1:53.965		DIFFERENCE : 0.120					
LAP	SECTOR 1	SECTOR 2	SECTOR 3	LAP TIME	MPH	DIFF	TIME OF DAY		

1 -		112.0	44.985	27.655	100.5				14:32:05.224
2 -	47.099	114.0	43.780	27.099	100.5	1:57.978	86.11	4.013	14:34:03.202
3 -	45.163	116.3	42.736	26.868	100.5	1:54.767 (2)	88.52	0.802	14:35:57.969
4 -	45.515	115.0	42.558	26.734	102.1	1:54.807 (3)	88.49	0.842	14:37:52.776
5 -	45.283	117.4	42.384	26.298	101.6	1:53.965 (1)	89.15		14:39:46.741
6 -	45.165	116.1	42.947	26.824	100.9	1:54.936	88.39	0.971	14:41:41.677

P29 21 M3		Richard KERR		Honda - Bob Wylie Racing					
IDEAL LAP TIME : 1:54.245		BEST LAP TIME : 1:54.251		DIFFERENCE : 0.006					
LAP	SECTOR 1	SECTOR 2	SECTOR 3	LAP TIME	MPH	DIFF	TIME OF DAY		

1 -	OUTLAP	121.4	44.737	28.954	95.3				14:32:00.840
2 -	46.425	106.0	45.123	28.993	90.5	2:00.541	84.28	6.290	14:34:01.381
3 -	48.977	109.9	44.322	27.959	100.9	2:01.258	83.78	7.007	14:36:02.639
4 -	46.609	109.4	43.726	28.210	99.8	1:58.545	85.70	4.294	14:38:01.184

Weather / Track : Bright / Dry

Assen

Circuit Length = 2.8222 miles

Start: 14:30 Flag 15:05 End: 15:08

MCRCB BULLETIN TK042

2015 MCE British Superbike Championship - Round 10

2015 HEL British Motostar Championship

QUALIFYING 1 - SECTOR ANALYSIS

SECTOR 1 = FL to I1, SECTOR 2 = I1 to I2, SECTOR 3 = I2 to FL, DIFF = Difference To Personal Best Lap

5 -	45.969	114.5	43.898	27.777	98.3	1:57.644	86.36	3.393	14:39:58.828
6 -	45.862	113.8	43.673	IN PIT		2:04.838	P 81.38	10.587	14:42:03.666
7 -	OUTLAP	116.7	44.505	27.001	101.2	2:42.476	62.53	48.225	14:44:46.142
8 -	44.675	117.1	42.569	27.007	99.4	1:54.251 (1)	88.92		14:46:40.393
9 -	OUTLAP	114.6	44.391	27.362	101.2	13:36.264	12.44	11:42.013	15:00:16.657
10 -	45.167	117.0	44.074	27.324	101.6	1:56.565	(3) 87.16	2.314	15:02:13.222
11 -	45.691	114.6	42.969	27.290	101.9	1:55.950	(2) 87.62	1.699	15:04:09.172

P30	99 M3	Miguel CORREIA-LOURENCO	Kalex KTM - Racing Team Noord Nederland						
IDEAL LAP TIME : 1:53.891		BEST LAP TIME : 1:54.453		DIFFERENCE : 0.562					

LAP	SECTOR 1	SECTOR 2	SECTOR 3	LAP TIME	MPH	DIFF	TIME OF DAY		
1 -	OUTLAP	117.6	44.607	27.201	101.2		14:32:03.248		
2 -	45.491	118.3	43.632	26.416	102.1	1:55.539	87.93	1.086	14:33:58.787
3 -	44.914	121.3	43.623	27.054	100.3	1:55.591	87.89	1.138	14:35:54.378
4 -	46.091	118.6	43.642	26.547	102.6	1:56.280	87.37	1.827	14:37:50.658
5 -	45.059	117.9	42.984	26.410	102.1	1:54.453 (1)	88.77		14:39:45.111
6 -	45.438	117.1	43.004	26.874	99.4	1:55.316	88.10	0.863	14:41:40.427
7 -	45.316	117.1	43.000	26.300	101.6	1:54.616	(2) 88.64	0.163	14:43:35.043
8 -	44.611	118.5	44.031	26.567	104.0	1:55.209	88.18	0.756	14:45:30.252
9 -	45.156	116.7	43.331	26.598	100.9	1:55.085	(3) 88.28	0.632	14:47:25.337
10 -	OUTLAP	116.2	44.746	27.168	100.7	12:55.439	13.10	11:00.986	15:00:20.776
11 -	45.376	116.1	43.817	26.752	101.9	1:55.945	87.62	1.492	15:02:16.721
12 -	45.155	116.0	42.980	28.271	90.7	1:56.406	87.28	1.953	15:04:13.127

P31	3	Mark CLAYTON	Honda - SP125 / Refined Recruitment						
IDEAL LAP TIME : 1:54.422		BEST LAP TIME : 1:54.759		DIFFERENCE : 0.337					

LAP	SECTOR 1	SECTOR 2	SECTOR 3	LAP TIME	MPH	DIFF	TIME OF DAY		
1 -	OUTLAP	115.5	45.866	27.454	100.9		14:32:14.950		
2 -	46.671	116.8	45.008	26.908	102.3	1:58.587	85.67	3.828	14:34:13.537
3 -	45.628	117.5	44.561	26.992	101.2	1:57.181	86.70	2.422	14:36:10.718
4 -	45.411	116.8	43.962	26.912	101.4	1:56.285	87.37	1.526	14:38:07.003
5 -	45.794	116.9	43.836	26.999	101.9	1:56.629	87.11	1.870	14:40:03.632
6 -	45.620	116.9	43.512	26.705	100.9	1:55.837	(3) 87.71	1.078	14:41:59.469
7 -	45.824	118.5	44.554	IN PIT		2:04.498	P 81.60	9.739	14:44:03.967
8 -	OUTLAP	118.7	43.804	26.670	102.8	16:06.499	10.51	14:11.740	15:00:10.466
9 -	45.073	115.6	43.317	26.369	102.6	1:54.759 (1)	88.53		15:02:05.225
10 -	44.736	116.2	43.588	26.776	101.4	1:55.100	(2) 88.27	0.341	15:04:00.325

P32	13 M3	Sam BURMAN	Honda - WNT / Burman Racing						
IDEAL LAP TIME : 1:55.134		BEST LAP TIME : 1:55.377		DIFFERENCE : 0.243					

LAP	SECTOR 1	SECTOR 2	SECTOR 3	LAP TIME	MPH	DIFF	TIME OF DAY		
1 -		121.5	45.059	28.032	100.5		14:31:59.756		
2 -	46.105	119.8	44.231	27.071	101.9	1:57.407	86.53	2.030	14:33:57.163
3 -	45.646	119.3	44.234	27.356	102.1	1:57.236	86.66	1.859	14:35:54.399
4 -	45.337	117.9	45.377	27.088	103.5	1:57.802	86.24	2.425	14:37:52.201
5 -	45.487	120.9	43.486	26.666	103.3	1:55.639	(2) 87.86	0.262	14:39:47.840
6 -	45.123	121.1	43.465	26.789	102.8	1:55.377 (1)	88.06		14:41:43.217
7 -	45.003	121.1	43.626	27.192	100.9	1:55.821	(3) 87.72	0.444	14:43:39.038
8 -	45.537	119.4	44.544	27.043	102.1	1:57.124	86.74	1.747	14:45:36.162

P33	11	Stephen CAMPBELL	Honda - Campbell Racing						
IDEAL LAP TIME : 1:55.401		BEST LAP TIME : 1:55.401		DIFFERENCE : 0.000					

LAP	SECTOR 1	SECTOR 2	SECTOR 3	LAP TIME	MPH	DIFF	TIME OF DAY		
1 -	OUTLAP	116.6	44.825	27.286	99.4		14:32:04.691		
2 -	47.560	116.8	44.808	26.742	101.2	1:59.110	85.30	3.709	14:34:03.801
3 -	46.979	116.3	44.462	26.857	99.8	1:58.298	85.88	2.897	14:36:02.099
4 -	46.545	116.3	44.032	27.065	98.7	1:57.642	86.36	2.241	14:37:59.741
5 -	45.965	115.6	43.854	26.899	99.8	1:56.718	87.04	1.317	14:39:56.459
6 -	46.043	114.8	43.648	26.799	98.7	1:56.490	(3) 87.21	1.089	14:41:52.949
7 -	46.103	115.0	43.413	26.775	99.8	1:56.291	(2) 87.36	0.890	14:43:49.240

Weather / Track : Bright / Dry

Assen

Circuit Length = 2.8222 miles

Start: 14:30 Flag 15:05 End: 15:08

MCRCB BULLETIN TK042

2015 MCE British Superbike Championship - Round 10

2015 HEL British Motostar Championship

QUALIFYING 1 - SECTOR ANALYSIS

SECTOR 1 = FL to I1, SECTOR 2 = I1 to I2, SECTOR 3 = I2 to FL, DIFF = Difference To Personal Best Lap

8 -	45.620	117.6	43.101	26.680	99.4	1:55.401 (1)	88.04		14:45:44.641
9 -	OUTLAP	114.5	45.718	27.364	99.6	15:05.660	11.21	13:10.259	15:00:50.301
10 -	47.535	113.4	44.523	26.829	100.0	1:58.887	85.46	3.486	15:02:49.188
11 -	46.304	115.3	44.365	27.394	99.8	1:58.063	86.05	2.662	15:04:47.251

P34	84	Arne DE WINTERE			Kalex KTM - FPW Racing				
IDEAL LAP TIME : 1:55.653		BEST LAP TIME : 1:55.885		DIFFERENCE : 0.232					
LAP	SECTOR 1	SECTOR 2	SECTOR 3	LAP TIME	MPH	DIFF	TIME OF DAY		
1 -	OUTLAP	121.7	46.211	27.972	103.8				
2 -	46.458	121.5	45.847	27.623	101.9	1:59.928	84.71	4.043	14:34:30.863
3 -	46.225	123.0	45.248	27.823	105.2	1:59.296	85.16	3.411	14:36:30.159
4 -	45.922	122.2	44.968	27.559	105.2	1:58.449	85.77	2.564	14:38:28.608
5 -	45.329	123.0	44.247	27.146	105.0	1:56.722	87.04	0.837	14:40:25.330
6 -	44.948	122.3	43.931	27.115	105.2	1:55.994 (2)	87.59	0.109	14:42:21.324
7 -	45.018	122.4	44.725	26.879	104.2	1:56.622 (3)	87.12	0.737	14:44:17.946
8 -	44.843	122.5	43.948	27.094	104.2	1:55.885 (1)	87.67		14:46:13.831

P35	18	Clint CLARKE			Honda - Gasket				
IDEAL LAP TIME : 1:55.883		BEST LAP TIME : 1:56.474		DIFFERENCE : 0.591					
LAP	SECTOR 1	SECTOR 2	SECTOR 3	LAP TIME	MPH	DIFF	TIME OF DAY		
1 -	OUTLAP	109.9	47.117	29.019	98.3				14:33:48.667
2 -	47.408	113.8	44.285	27.698	96.0	1:59.391	85.09	2.917	14:35:48.058
3 -	46.818	113.1	44.422	27.893	98.5	1:59.133	85.28	2.659	14:37:47.191
4 -	46.109	113.3	44.004	27.443	99.6	1:57.556	86.42	1.082	14:39:44.747
5 -	45.959	110.4	43.975	27.297	100.3	1:57.231 (3)	86.66	0.757	14:41:41.978
6 -	45.647	113.8	43.599	27.428	97.0	1:56.674 (2)	87.08	0.200	14:43:38.652
7 -	46.031	112.3	45.098	27.240	99.1	1:58.369	85.83	1.895	14:45:37.021
8 -	OUTLAP	112.7	45.101	26.788	100.0	14:34.291	11.62	12:37.817	15:00:11.312
9 -	45.994	113.0	43.984	27.273	97.8	1:57.251	86.65	0.777	15:02:08.563
10 -	45.769	112.0	43.675	27.030	99.6	1:56.474 (1)	87.23		15:04:05.037

P36	97 M3	Adam MOORE			Honda - Cresswell Racing				
IDEAL LAP TIME : 1:56.781		BEST LAP TIME : 1:57.372		DIFFERENCE : 0.591					
LAP	SECTOR 1	SECTOR 2	SECTOR 3	LAP TIME	MPH	DIFF	TIME OF DAY		
1 -	OUTLAP	110.5	45.403	27.662	97.2				14:33:53.860
2 -	46.634	113.8	44.527	27.665	98.1	1:58.826	85.50	1.454	14:35:52.686
3 -	46.918	111.9	45.629	27.463	99.6	2:00.010	84.66	2.638	14:37:52.696
4 -	45.647	120.1	44.250	27.475	97.2	1:57.372 (1)	86.56		14:39:50.068
5 -	46.158	114.4	44.539	27.604	99.1	1:58.301 (3)	85.88	0.929	14:41:48.369
6 -	46.047	113.9	44.669	27.940	97.8	1:58.656	85.62	1.284	14:43:47.025
7 -	46.347	114.9	43.988	27.610	98.5	1:57.945 (2)	86.14	0.573	14:45:44.970
8 -	OUTLAP	111.0	45.988	28.329	97.0	17:32.075	9.65	15:34.703	15:03:17.045

P37	7	Jamie ASHBY			Honda - SP125 / JPA Racing				
IDEAL LAP TIME : 1:58.533		BEST LAP TIME : 1:58.837		DIFFERENCE : 0.304					
LAP	SECTOR 1	SECTOR 2	SECTOR 3	LAP TIME	MPH	DIFF	TIME OF DAY		
1 -	OUTLAP	115.2	47.644	28.543	100.3				14:32:12.583
2 -	47.790	114.4	46.466	28.228	98.5	2:02.484	82.95	3.647	14:34:15.067
3 -	47.354	115.2	45.976	28.090	99.8	2:01.420	83.67	2.583	14:36:16.487
4 -	47.109	114.7	45.512	28.042	98.9	2:00.663 (3)	84.20	1.826	14:38:17.150
5 -	46.936	114.9	45.121	IN PIT		2:04.755 P	81.44	5.918	14:40:21.905
6 -	OUTLAP	115.0	46.884	27.706	99.6	20:14.128	8.36	18:15.291	15:00:36.033
7 -	46.810	117.2	44.709	27.416	100.9	1:58.935 (2)	85.42	0.098	15:02:34.968
8 -	46.408	116.0	44.771	27.658	100.0	1:58.837 (1)	85.49		15:04:33.805

P38	50	Steve LAWTON			KTM - Cresswell Racing				
IDEAL LAP TIME : 1:59.144		BEST LAP TIME : 1:59.144		DIFFERENCE : 0.000					
LAP	SECTOR 1	SECTOR 2	SECTOR 3	LAP TIME	MPH	DIFF	TIME OF DAY		
1 -	OUTLAP	98.1	48.534	30.195	97.0				14:33:01.753

Weather / Track : Bright / Dry

Assen

Circuit Length = 2.8222 miles

Start: 14:30 Flag 15:05 End: 15:08

MCRCB BULLETIN TK042

2015 MCE British Superbike Championship - Round 10

2015 HEL British Motostar Championship

QUALIFYING 1 - SECTOR ANALYSIS

SECTOR 1 = FL to I1, SECTOR 2 = I1 to I2, SECTOR 3 = I2 to FL, DIFF = Difference To Personal Best Lap

2 -	48.711	108.7	45.730	28.205	96.6	2:02.646 (2)	82.84	3.502	14:35:04.399
3 -	47.133	111.5	43.909	28.102	97.0	1:59.144 (1)	85.27		14:37:03.543
4 -	48.102	110.4	44.576	IN PIT		2:11.666 P	77.16	12.522	14:39:15.209

P39	4	Louis VALLELEY			KTM - CM Racing				
IDEAL LAP TIME : 2:01.587		BEST LAP TIME : 2:02.222			DIFFERENCE : 0.635				

LAP	SECTOR 1	SECTOR 2	SECTOR 3	LAP TIME	MPH	DIFF	TIME OF DAY		
1 -	OUTLAP	107.3	49.564	29.498	95.1		14:32:14.245		
2 -	50.123	109.5	47.719	IN PIT		2:12.856 P	76.47	10.634	14:34:27.101
3 -	OUTLAP	107.0	47.736	28.957	94.1	2:49.199	60.04	46.977	14:37:16.300
4 -	49.139	109.6	47.549	29.295	96.8	2:05.983	80.64	3.761	14:39:22.283
5 -	48.722	111.7	47.362	28.770	95.1	2:04.854	81.37	2.632	14:41:27.137
6 -	48.638	110.7	46.500	28.618	96.0	2:03.756	82.09	1.534	14:43:30.893
7 -	48.168	111.0	46.771	28.343	97.0	2:03.282 (3)	82.41	1.060	14:45:34.175
8 -	OUTLAP	109.3	48.792	28.376	96.6	15:03.569	11.24	13:01.347	15:00:37.744
9 -	48.549	110.8	46.127	27.948	96.8	2:02.624 (2)	82.85	0.402	15:02:40.368
10 -	47.512	111.2	46.320	28.390	97.6	2:02.222 (1)	83.12		15:04:42.590

MCRCB BULLETIN TK043**2015 MCE British Superbike Championship - Round 10****2015 HEL British Motostar Championship****QUALIFYING 1 - BEST SPEEDS**

POS	INTERMEDIATE 1			INTERMEDIATE 2			FINISH LINE		
	NO	NAME	MPH	NO	NAME	MPH	NO	NAME	MPH
1	95	DEROUE	131.8				95	DEROUE	111.0
2	6	TAYLOR	129.0				6	TAYLOR	109.9
3	52	BOERBOOM	126.7				72	HORSMAN	108.8
4	171	VAN LEEUWEN	126.4				171	VAN LEEUWEN	108.5
5	27	POLDEN	125.9				47	ARCHER	108.0
6	71	BEINLICH	125.6				26	SAEZ	107.8
7	47	ARCHER	125.5				52	BOERBOOM	107.8
8	26	SAEZ	125.3				61	DUBBINK	107.8
9	61	DUBBINK	124.6				71	BEINLICH	107.2
10	72	HORSMAN	124.1				27	POLDEN	106.5
11	86	NESBITT	124.0				62	VAN DER VALK	106.5
12	42	SLOOTEN	123.8				86	NESBITT	106.5
13	98	DE VRIES	123.5				1	RENDELL	106.2
14	1	RENDELL	123.3				98	DE VRIES	106.2
15	84	DE WINTERE	123.0				28	KOOPMAN	106.0
16	62	VAN DER VALK	122.7				42	SLOOTEN	105.2
17	24	RODINK	122.4				84	DE WINTERE	105.2
18	17	JONKER	122.3				8	TOMS	105.0
19	35	LODGE	122.3				29	GREVINK	105.0
20	28	KOOPMAN	122.3				35	LODGE	104.7
21	8	TOMS	122.2				113	SOPPE	104.2
22	65	OWENS	121.7				24	RODINK	104.0
23	13	BURMAN	121.5				99	CORREIA-LOURENCO	104.0
24	21	KERR	121.4				17	JONKER	103.8
25	29	GREVINK	121.4				25	BROUWERS	103.8
26	99	CORREIA-LOURENCO	121.3				2	THOMAS	103.5
27	25	BROUWERS	121.0				13	BURMAN	103.5
28	2	THOMAS	120.5				16	SAWFORD	103.3
29	97	MOORE	120.1				3	CLAYTON	102.8
30	3	CLAYTON	118.7				34	DELVES	102.6
31	16	SAWFORD	118.3				87	EDWARDS	102.1
32	113	SOPPE	118.0				21	KERR	101.9
33	11	CAMPBELL	117.6				65	OWENS	101.9
34	87	EDWARDS	117.4				11	CAMPBELL	101.2
35	34	DELVES	117.3				7	ASHBY	100.9
36	7	ASHBY	117.2				18	CLARKE	100.3
37	18	CLARKE	114.6				97	MOORE	99.6
38	4	VALLELEY	112.7				4	VALLELEY	97.6
39	50	LAWTON	111.5				50	LAWTON	97.0

Weather / Track : Bright / Dry

Results can be found at www.tsl-timing.com

Assen

Circuit Length = 2.8222 miles

Start: 14:30 Flag 15:05 End: 15:08

Printed - 15:09 Friday, 18 September 2015

MCRCB BULLETIN TK044

2015 MCE British Superbike Championship - Round 10

2015 HEL British Motostar Championship

QUALIFYING 1 - BEST SECTORS

SECTOR 1			SECTOR 2			SECTOR 3			IDEAL / BEST COMPARISON						
POS	NO	NAME	TIME	NO	NAME	TIME	NO	NAME	TIME	POS	NO	NAME	IDEAL	BEST	DIFF
													PERFECT LAP	1:46.356	
1	95	DEROUE	41.414	61	DUBBINK	40.316	6	TAYLOR	24.626	1	95	DEROUE	1:46.804	1:47.303	0.499
2	6	TAYLOR	41.786	1	RENDELL	40.486	61	DUBBINK	24.747	2	6	TAYLOR	1:47.059	1:47.201	0.142
3	61	DUBBINK	42.077	86	NESBITT	40.495	95	DEROUE	24.833	3	61	DUBBINK	1:47.140	1:47.184	0.044
4	52	BOERBOOM	42.299	25	BROUWERS	40.513	52	BOERBOOM	24.884	4	52	BOERBOOM	1:48.098	1:48.431	0.333
5	171	VAN LEEUWEN	42.369	62	VAN DER VALK	40.529	171	VAN LEEUWEN	25.011	5	86	NESBITT	1:48.318	1:48.902	0.584
6	47	ARCHER	42.397	95	DEROUE	40.557	26	SAEZ	25.046	6	47	ARCHER	1:48.327	1:48.330	0.003
7	86	NESBITT	42.543	6	TAYLOR	40.647	47	ARCHER	25.069	7	62	VAN DER VALK	1:48.415	1:48.706	0.291
8	62	VAN DER VALK	42.650	26	SAEZ	40.754	25	BROUWERS	25.166	8	171	VAN LEEUWEN	1:48.502	1:48.922	0.420
9	1	RENDELL	42.699	47	ARCHER	40.861	62	VAN DER VALK	25.236	9	1	RENDELL	1:48.559	1:48.973	0.414
10	26	SAEZ	42.775	52	BOERBOOM	40.915	86	NESBITT	25.280	10	26	SAEZ	1:48.575	1:48.575	0.000
11	42	SLOOTEN	42.871	42	SLOOTEN	41.062	1	RENDELL	25.374	11	25	BROUWERS	1:48.816	1:49.302	0.486
12	28	KOOPMAN	42.888	171	VAN LEEUWEN	41.122	28	KOOPMAN	25.399	12	42	SLOOTEN	1:49.436	1:49.854	0.418
13	71	BEINLICH	42.999	98	DE VRIES	41.223	113	SOPPE	25.424	13	28	KOOPMAN	1:49.641	1:49.692	0.051
14	98	DE VRIES	43.054	71	BEINLICH	41.337	98	DE VRIES	25.472	14	98	DE VRIES	1:49.749	1:50.020	0.271
15	25	BROUWERS	43.137	28	KOOPMAN	41.354	42	SLOOTEN	25.503	15	71	BEINLICH	1:49.899	1:50.437	0.538
16	113	SOPPE	43.387	113	SOPPE	41.368	71	BEINLICH	25.563	16	113	SOPPE	1:50.179	1:50.179	0.000
17	27	POLDEN	43.490	27	POLDEN	41.614	29	GREVINK	25.665	17	27	POLDEN	1:50.893	1:51.513	0.620
18	29	GREVINK	43.571	65	OWENS	41.647	35	LODGE	25.715	18	35	LODGE	1:50.956	1:51.905	0.949
19	35	LODGE	43.581	35	LODGE	41.660	17	JONKER	25.787	19	29	GREVINK	1:51.163	1:51.606	0.443
20	17	JONKER	43.745	17	JONKER	41.693	27	POLDEN	25.789	20	17	JONKER	1:51.225	1:51.618	0.393
21	72	HORSMAN	43.749	29	GREVINK	41.927	72	HORSMAN	25.818	21	65	OWENS	1:51.621	1:51.849	0.228
22	8	TOMS	43.891	24	RODINK	41.983	65	OWENS	25.899	22	2	THOMAS	1:52.067	1:52.137	0.070
23	65	OWENS	44.075	2	THOMAS	42.039	2	THOMAS	25.928	23	24	RODINK	1:52.133	1:52.479	0.346
24	2	THOMAS	44.100	87	EDWARDS	42.384	24	RODINK	25.992	24	72	HORSMAN	1:52.248	1:52.636	0.388
25	24	RODINK	44.158	34	DELVES	42.514	34	DELVES	26.197	25	8	TOMS	1:52.714	1:52.714	0.000
26	99	CORREIA-LOUREN	44.611	21	KERR	42.569	8	TOMS	26.232	26	34	DELVES	1:53.329	1:53.473	0.144
27	34	DELVES	44.618	16	SAWFORD	42.588	16	SAWFORD	26.247	27	16	SAWFORD	1:53.546	1:53.671	0.125
28	21	KERR	44.675	8	TOMS	42.591	87	EDWARDS	26.298	28	87	EDWARDS	1:53.845	1:53.965	0.120
29	16	SAWFORD	44.711	72	HORSMAN	42.681	99	CORREIA-LOUREN	26.300	29	99	CORREIA-LOURENC	1:53.891	1:54.453	0.562
30	3	CLAYTON	44.736	99	CORREIA-LOUREN	42.980	3	CLAYTON	26.369	30	21	KERR	1:54.245	1:54.251	0.006
31	84	DE WINTERE	44.843	11	CAMPBELL	43.101	13	BURMAN	26.666	31	3	CLAYTON	1:54.422	1:54.759	0.337
32	13	BURMAN	45.003	3	CLAYTON	43.317	11	CAMPBELL	26.680	32	13	BURMAN	1:55.134	1:55.377	0.243
33	87	EDWARDS	45.163	13	BURMAN	43.465	18	CLARKE	26.788	33	11	CAMPBELL	1:55.401	1:55.401	0.000
34	18	CLARKE	45.496	18	CLARKE	43.599	84	DE WINTERE	26.879	34	84	DE WINTERE	1:55.653	1:55.885	0.232
35	11	CAMPBELL	45.620	97	MOORE	43.871	21	KERR	27.001	35	18	CLARKE	1:55.883	1:56.474	0.591
36	97	MOORE	45.647	50	LAWTON	43.909	97	MOORE	27.263	36	97	MOORE	1:56.781	1:57.372	0.591
37	7	ASHBY	46.408	84	DE WINTERE	43.931	7	ASHBY	27.416	37	7	ASHBY	1:58.533	1:58.837	0.304
38	50	LAWTON	47.133	7	ASHBY	44.709	4	VALLELEY	27.948	38	50	LAWTON	1:59.144	1:59.144	0.000
39	4	VALLELEY	47.512	4	VALLELEY	46.127	50	LAWTON	28.102	39	4	VALLELEY	2:01.587	2:02.222	0.635

Weather / Track : Bright / Dry

Results can be found at www.tsl-timing.com

Assen

Circuit Length = 2.8222 miles

Start: 14:30 Flag 15:05 End: 15:08

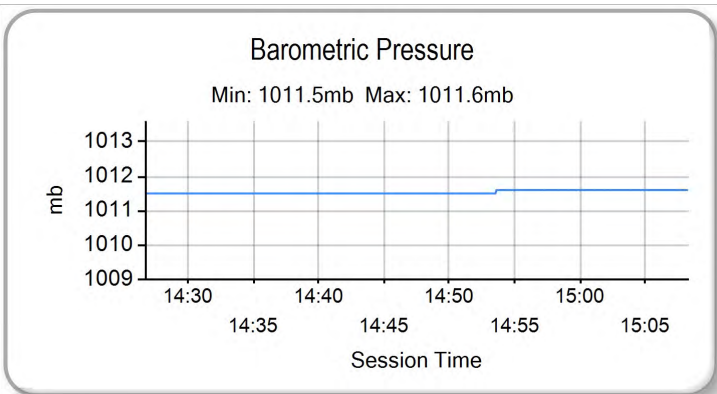
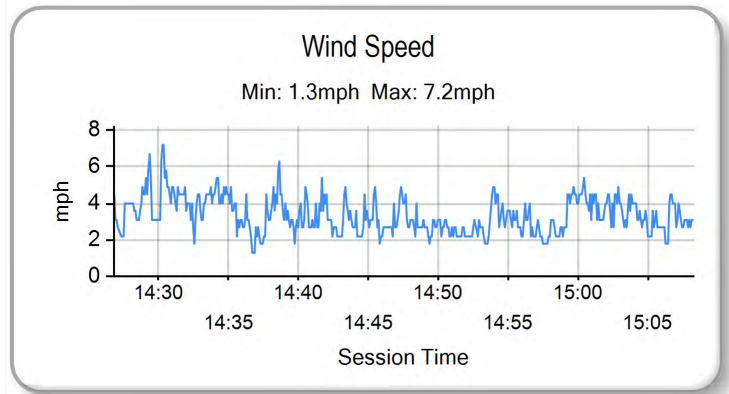
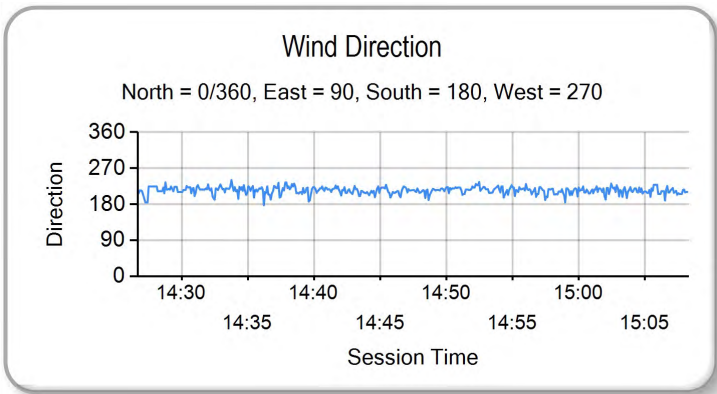
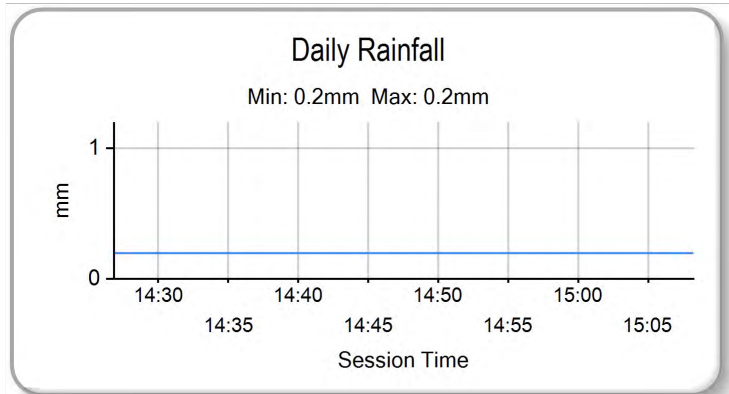
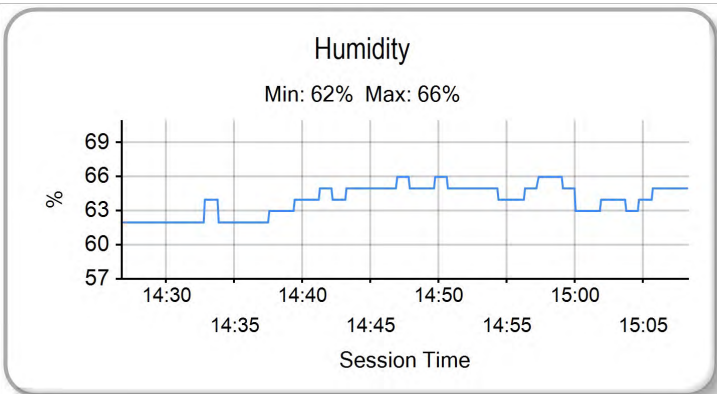
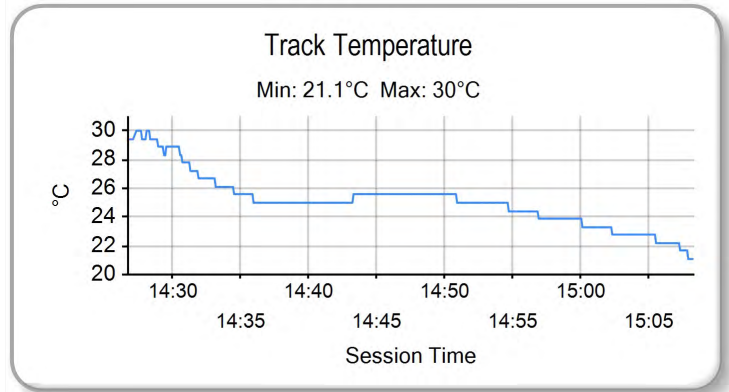
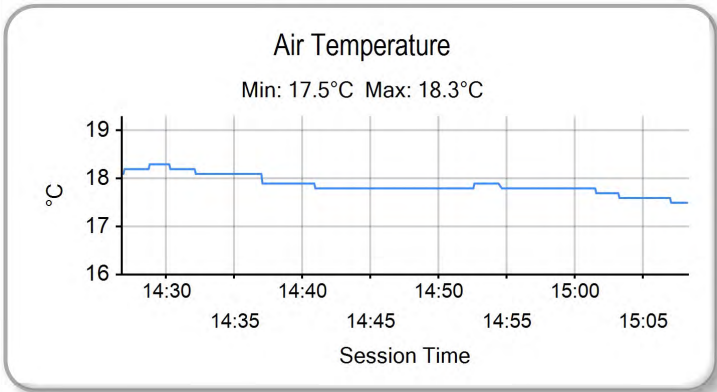
Printed - 15:10 Friday, 18 September 2015

MCRCB BULLETIN TK045

2015 MCE British Superbike Championship - Round 10

2015 HEL British Motostar Championship

QUALIFYING 1 - WEATHER CONDITIONS



Weather / Track : Bright / Dry

Results can be found at www.tsl-timing.com

Assen
Circuit Length = 2.8222 miles
Start: 14:30 Flag 15:05 End: 15:08

Printed - 15:10 Friday, 18 September 2015



POS	NO	CL	PIC NAME	ENTRY	FIRST		SECOND		GAP	DIFF
					TIME	LAPS	TIME	LAPS		
1	61	D	1 Ernst DUBBINK	Honda - Ernst Duddink Eveno Racing	1:47.184	11		0		
2	6	M3	1 Taz TAYLOR	KTM - RS Racing	1:47.201	12	2:00.870	11	0.017	0.017
3	95	M3	2 Scott DEROUÉ	KTM - Redline KTM	1:47.303	10	1:58.766	11	0.119	0.102
4	47	M3	3 Jake ARCHER	Honda - RS Racing	1:48.330	11	2:01.777	12	1.146	1.027
5	52	M3	4 Jorel BOERBOOM	Kalex KTM - FPW Racing	1:48.431	12	1:59.900	11	1.247	0.101
6	26	M3	5 Dani SAEZ	Repli-Cast Moto 3 - Repli-Cast - Armstrong	1:48.575	10	1:58.861	10	1.391	0.144
7	62	M3	6 Vasco VAN DER VALK	Honda - Team ILR / Vasco62.nl	1:48.706	12	2:03.505	7	1.522	0.131
8	86	M3	7 Charlie NESBITT	Repli-Cast Moto 3 - Repli-Cast UK	1:48.902	12	2:01.713	12	1.718	0.196
9	171	D	2 Thomas VAN LEEUWEN	KTM -	1:48.922	7		0	1.738	0.020
10	1	M3	8 Edward RENDELL	Ten Kate Honda - Banks Racing	1:48.973	11	2:00.968	10	1.789	0.051
11	25	M3	9 Mike BROUWERS	Honda - Joma / Brouwersracingteam	1:49.302	12	2:00.741	10	2.118	0.329
12	28	D	3 Dennis KOOPMAN	Honda - BV Racing Moto 3	1:49.692	12	2:06.848	8	2.508	0.390
13	42	M3	10 Brian SLOOTEN	Honda - Bakker Frames Holland	1:49.854	12	2:04.861	11	2.670	0.162
14	98	M3	11 Tomas DE VRIES	Honda - DAT Racing	1:50.020	12	2:02.324	11	2.836	0.166
15	113	D	4 Walid SOPPE	Honda - Ernst Duddink Eveno Racing	1:50.179	3		0	2.995	0.159
16	71	M3	12 Christoph BEINLICH	Honda - Beinlich Racing Team	1:50.437	10	2:09.608	5	3.253	0.258
17	27	M3	13 Georgina POLDEN	KTM - RS Racing	1:51.513	11	2:04.921	11	4.329	1.076
18	29	D	5 Sven GREVINK	Honda - DS Racing	1:51.606	11	2:07.238	10	4.422	0.093
19	17		1 Wesley JONKER	Luyten Honda - Racing Family	1:51.618	11	2:11.103	10	4.434	0.012
20	65		2 Josh OWENS	Honda - JPL Racing	1:51.849	12	2:04.049	8	4.665	0.231
21	35	M3	14 Elliot LODGE	Honda - Essential Team Racing / SP125	1:51.905	12		0	4.721	0.056
22	2	M3	15 Joe THOMAS	Honda - Team ILR	1:52.137	12	2:10.950	4	4.953	0.232
23	24		3 Tasia RODINK	Honda - Promemo Racing	1:52.479	11	2:12.221	9	5.295	0.342
24	72		4 Cameron HORSMAN	EE125 - FAB-Racing	1:52.636	10	2:04.091	12	5.452	0.157
25	8	M3	16 TJ TOMS	Repli-Cast Moto 3 - Repli-Cast UK	1:52.714	12	2:08.879	10	5.530	0.078
26	34		5 Liam DELVES	Honda - Crucials Sauce / Banks Racing	1:53.473	12	2:05.489	11	6.289	0.759
27	16		6 Andrew SAWFORD	Aprilia - St Neots Motorcycle Co Ltd	1:53.671	11	2:07.085	10	6.487	0.198
28	87		7 Jamie EDWARDS	Nykos - Kinpac Racing	1:53.965	6		0	6.781	0.294
29	21	M3	17 Richard KERR	Honda - Bob Wylie Racing	1:54.251	11	2:01.542	12	7.067	0.286
30	99	M3	18 Miguel CORREIA-LOURENCO	Kalex KTM - Racing Team Noord Nederland	1:54.453	12		1	7.269	0.202
31	3		8 Mark CLAYTON	Honda - SP125 / Refined Recruitment	1:54.759	10	2:05.877	11	7.575	0.306
32	13	M3	19 Sam BURMAN	Honda - WNT / Burman Racing	1:55.377	8		0	8.193	0.618
33	11		9 Stephen CAMPBELL	Honda - Campbell Racing	1:55.401	11	2:09.662	8	8.217	0.024
34	84		10 Arne DE WINTERE	Kalex KTM - FPW Racing	1:55.885	8	2:07.442	11	8.701	0.484
35	18		11 Clint CLARKE	Honda - Gasket	1:56.474	10	2:28.095	7	9.290	0.589
36	97	M3	20 Adam MOORE	Honda - Cresswell Racing	1:57.372	8	2:11.076	8	10.188	0.898
37	7		12 Jamie ASHBY	Honda - SP125 / JPA Racing	1:58.837	8	2:09.413	11	11.653	1.465
38	50		13 Steve LAWTON	KTM - Cresswell Racing	1:59.144	4	2:16.883	6	11.960	0.307
39	4		14 Louis VALLELEY	KTM - CM Racing	2:02.222	10	2:12.302	12	15.038	3.078

Weather / Track : Bright / Wet

These results are provisional until the conclusion of any judicial and technical matters.

Assen

Circuit Length = 2.8222 miles

Start: 10:01 Flag 10:26 End: 10:28

Race Director :	Stewards :	Timekeeper :
-----------------	------------	--------------

Results can be found at www.britishsuperbike.com

Printed - 10:31 Saturday, 19 September 2015



POS	NO	CL	PIC NAME	ENTRY	TIME	ON	LAPS	GAP	DIFF	MPH
1	95	M3	1 Scott DEROUÉ	KTM - Redline KTM	1:58.766	11	11			85.54
2	26	M3	2 Dani SAEZ	Repli-Cast Moto 3 - Repli-Cast - Armstrong	1:58.861	10	10	0.095	0.095	85.47
3	52	M3	3 Jorel BOERBOOM	Kalex KTM - FPW Racing	1:59.900	11	11	1.134	1.039	84.73
4	25	M3	4 Mike BROUWERS	Honda - Joma / Brouwersracingteam	2:00.741	10	10	1.975	0.841	84.14
5	6	M3	5 Taz TAYLOR	KTM - RS Racing	2:00.870	11	11	2.104	0.129	84.05
6	1	M3	6 Edward RENDELL	Ten Kate Honda - Banks Racing	2:00.968	10	10	2.202	0.098	83.99
7	21	M3	7 Richard KERR	Honda - Bob Wylie Racing	2:01.542	12	12	2.776	0.574	83.59
8	86	M3	8 Charlie NESBITT	Repli-Cast Moto 3 - Repli-Cast UK	2:01.713	10	12	2.947	0.171	83.47
9	47	M3	9 Jake ARCHER	Honda - RS Racing	2:01.777	9	12	3.011	0.064	83.43
10	98	M3	10 Tomas DE VRIES	Honda - DAT Racing	2:02.324	11	11	3.558	0.547	83.05
11	62	M3	11 Vasco VAN DER VALK	Honda - Team ILR / Vasco62.nl	2:03.505	6	7	4.739	1.181	82.26
12	65		1 Josh OWENS	Honda - JPL Racing	2:04.049	7	8	5.283	0.544	81.90
13	72		2 Cameron HORSMAN	EE125 - FAB-Racing	2:04.091	12	12	5.325	0.042	81.87
14	42	M3	12 Brian SLOOTEN	Honda - Bakker Frames Holland	2:04.861	11	11	6.095	0.770	81.37
15	27	M3	13 Georgina POLDEN	KTM - RS Racing	2:04.921	11	11	6.155	0.060	81.33
16	34		3 Liam DELVES	Honda - Crucials Sauce / Banks Racing	2:05.489	11	11	6.723	0.568	80.96
17	3		4 Mark CLAYTON	Honda - SP125 / Refined Recruitment	2:05.877	10	11	7.111	0.388	80.71
18	28	D	1 Dennis KOOPMAN	Honda - BV Racing Moto 3	2:06.848	8	8	8.082	0.971	80.09
19	16		5 Andrew SAWFORD	Aprilia - St Neots Motorcycle Co Ltd	2:07.085	10	10	8.319	0.237	79.94
20	29	D	2 Sven GREVINK	Honda - DS Racing	2:07.238	10	10	8.472	0.153	79.85
21	84		6 Arne DE WINTERE	Kalex KTM - FPW Racing	2:07.442	10	11	8.676	0.204	79.72
22	8	M3	14 TJ TOMS	Repli-Cast Moto 3 - Repli-Cast UK	2:08.879	6	10	10.113	1.437	78.83
23	7		7 Jamie ASHBY	Honda - SP125 / JPA Racing	2:09.413	10	11	10.647	0.534	78.50
24	71	M3	15 Christoph BEINLICH	Honda - Beinlich Racing Team	2:09.608	3	5	10.842	0.195	78.39
25	11		8 Stephen CAMPBELL	Honda - Campbell Racing	2:09.662	7	8	10.896	0.054	78.35

QUALIFYING LAPTIME (110.0% of 1:58.766) = 2:10.642

26	2	M3	16 Joe THOMAS	Honda - Team ILR	2:10.950	3	4	12.184	1.288	77.58
27	97	M3	17 Adam MOORE	Honda - Cresswell Racing	2:11.076	6	8	12.310	0.126	77.51
28	17		9 Wesley JONKER	Luyten Honda - Racing Family	2:11.103	10	10	12.337	0.027	77.49
29	24		10 Tasia RODINK	Honda - Promemo Racing	2:12.221	6	9	13.455	1.118	76.84
30	4		11 Louis VALLELEY	KTM - CM Racing	2:12.302	7	12	13.536	0.081	76.79
31	50		12 Steve LAWTON	KTM - Cresswell Racing	2:16.883	3	6	18.117	4.581	74.22
32	18		13 Clint CLARKE	Honda - Gasket	2:28.095	6	7	29.329	11.212	68.60
33	99	M3	18 Miguel CORREIA-LOURENCO	Kalex KTM - Racing Team Noord Nederland			1			

Weather / Track : Bright / Wet

These results are provisional until the conclusion of any judicial and technical matters.

Assen

Circuit Length = 2.8222 miles

Start: 10:01 Flag 10:26 End: 10:28

Race Director :	Stewards :	Timekeeper :
-----------------	------------	--------------

Results can be found at www.britishsuperbike.com

Printed - 10:30 Saturday, 19 September 2015



MCRCB BULLETIN TK076

2015 MCE British Superbike Championship - Round 10

2015 HEL British Motostar Championship

QUALIFYING 2 - SECTOR ANALYSIS

SECTOR 1 = FL to I1, SECTOR 2 = I1 to I2, SECTOR 3 = I2 to FL, DIFF = Difference To Personal Best Lap

P1		95 M3		Scott DEROUÉ		KTM - Redline KTM			
IDEAL LAP TIME : 1:58.321		BEST LAP TIME : 1:58.766		DIFFERENCE : 0.445					
LAP	SECTOR 1	SECTOR 2	SECTOR 3	LAP TIME	MPH	DIFF	TIME OF DAY		
1 -	OUTLAP	127.4	48.683	29.504	103.0		10:03:56.441		
2 -	47.610	128.4	47.879	28.427	100.9	2:03.916	81.99	5.150	10:06:00.357
3 -	46.957	130.3	47.043	28.194	103.8	2:02.194	83.14	3.428	10:08:02.551
4 -	46.112	129.5	46.211	27.899	104.0	2:00.222	84.51	1.456	10:10:02.773
5 -	45.784	130.3	45.585	28.502	103.5	1:59.871	84.75	1.105	10:12:02.644
6 -	45.608	129.6	46.316	28.927	105.0	2:00.851	84.07	2.085	10:14:03.495
7 -	45.667	129.6	45.507	27.834	104.0	1:59.008 (3)	85.37	0.242	10:16:02.503
8 -	47.993	120.3	47.895	IN PIT		2:08.787 P	78.89	10.021	10:18:11.290
9 -	OUTLAP	129.3	46.586	27.972	104.2	4:56.991	34.21	2:58.225	10:23:08.281
10 -	45.802	129.3	45.144	27.914	104.0	1:58.860 (2)	85.48	0.094	10:25:07.141
11 -	45.961	129.9	45.236	27.569	104.2	1:58.766 (1)	85.54		10:27:05.907

P2		26 M3		Dani SAEZ		Repli-Cast Moto 3 - Repli-Cast - Armstrong			
IDEAL LAP TIME : 1:58.710		BEST LAP TIME : 1:58.861		DIFFERENCE : 0.151					
LAP	SECTOR 1	SECTOR 2	SECTOR 3	LAP TIME	MPH	DIFF	TIME OF DAY		
1 -	OUTLAP	92.3	58.197	31.808	98.3		10:05:57.287		
2 -	51.364	124.8	51.020	29.801	101.4	2:12.185	76.86	13.324	10:08:09.472
3 -	49.235	126.1	48.158	29.489	104.2	2:06.882	80.07	8.021	10:10:16.354
4 -	48.143	125.5	47.552	IN PIT		2:11.025 P	77.54	12.164	10:12:27.379
5 -	OUTLAP	126.2	47.693	28.425	102.1	4:30.781	37.52	2:31.920	10:16:58.160
6 -	47.531	126.8	46.757	28.046	103.5	2:02.334	83.05	3.473	10:19:00.494
7 -	49.066	126.8	47.079	28.264	104.0	2:04.409	81.66	5.548	10:21:04.903
8 -	47.016	126.9	45.876	27.862	104.5	2:00.754 (3)	84.13	1.893	10:23:05.657
9 -	46.210	126.2	45.684	27.663	103.3	1:59.557 (2)	84.98	0.696	10:25:05.214
10 -	45.885	126.6	45.162	27.814	104.5	1:58.861 (1)	85.47		10:27:04.075

P3		52 M3		Jorel BOERBOOM		Kalex KTM - FPW Racing			
IDEAL LAP TIME : 1:59.900		BEST LAP TIME : 1:59.900		DIFFERENCE : 0.000					
LAP	SECTOR 1	SECTOR 2	SECTOR 3	LAP TIME	MPH	DIFF	TIME OF DAY		
1 -	OUTLAP	121.9	54.999	IN PIT					10:05:04.882
2 -	OUTLAP	123.4	51.380	29.784	99.8	3:30.578	48.24	1:30.678	10:08:35.460
3 -	49.411	124.8	49.745	29.144	100.9	2:08.300	79.19	8.400	10:10:43.760
4 -	48.822	125.3	48.726	28.351	101.2	2:05.899	80.70	5.999	10:12:49.659
5 -	47.772	125.0	47.935	28.378	100.7	2:04.085	81.88	4.185	10:14:53.744
6 -	47.815	125.5	47.983	28.264	102.1	2:04.062	81.89	4.162	10:16:57.806
7 -	47.637	125.0	47.211	28.734	99.4	2:03.582	82.21	3.682	10:19:01.388
8 -	47.730	124.8	46.930	28.128	102.1	2:02.788	82.74	2.888	10:21:04.176
9 -	47.115	125.2	47.080	27.809	103.3	2:02.004 (3)	83.27	2.104	10:23:06.180
10 -	46.533	126.1	46.376	27.579	103.0	2:00.488 (2)	84.32	0.588	10:25:06.668
11 -	46.345	125.7	46.189	27.366	100.9	1:59.900 (1)	84.73		10:27:06.568

P4		25 M3		Mike BROUWERS		Honda - Joma / Brouwersracingteam			
IDEAL LAP TIME : 2:00.333		BEST LAP TIME : 2:00.741		DIFFERENCE : 0.408					
LAP	SECTOR 1	SECTOR 2	SECTOR 3	LAP TIME	MPH	DIFF	TIME OF DAY		
1 -	OUTLAP	119.8	50.864	29.604	97.6		10:03:44.253		
2 -	49.204	119.8	49.353	28.725	96.4	2:07.282	79.82	6.541	10:05:51.535
3 -	48.279	121.1	49.606	IN PIT		2:11.803 P	77.08	11.062	10:08:03.338
4 -	OUTLAP	119.1	48.346	28.781	95.8	5:53.826	28.71	3:53.085	10:13:57.164
5 -	50.250	120.0	46.933	28.598	99.4	2:05.781	80.77	5.040	10:16:02.945
6 -	47.894	123.4	47.123	28.631	98.5	2:03.648	82.17	2.907	10:18:06.593
7 -	47.231	120.9	46.189	28.502	97.4	2:01.922	83.33	1.181	10:20:08.515
8 -	47.389	121.2	45.703	28.372	100.7	2:01.464 (2)	83.64	0.723	10:22:09.979
9 -	48.084	121.7	45.965	27.846	98.7	2:01.895 (3)	83.35	1.154	10:24:11.874
10 -	46.784	120.1	45.945	28.012	95.8	2:00.741 (1)	84.14		10:26:12.615

Weather / Track : Bright / Wet

Assen

Circuit Length = 2.8222 miles

Start: 10:01 Flag 10:26 End: 10:28

MCRCB BULLETIN TK076

2015 MCE British Superbike Championship - Round 10

2015 HEL British Motostar Championship

QUALIFYING 2 - SECTOR ANALYSIS

SECTOR 1 = FL to I1, SECTOR 2 = I1 to I2, SECTOR 3 = I2 to FL, DIFF = Difference To Personal Best Lap

P5 6 M3 Taz TAYLOR			KTM - RS Racing							
IDEAL LAP TIME : 2:00.870		BEST LAP TIME : 2:00.870		DIFFERENCE : 0.000						
LAP	SECTOR 1	SECTOR 2	SECTOR 3	LAP TIME	MPH	DIFF	TIME OF DAY			
1 -	OUTLAP	126.9	53.005	31.387	101.9		10:03:28.082			
2 -	50.585	130.4	50.309	29.671	103.8	2:10.565	77.81	9.695	10:05:38.647	
3 -	49.052	128.0	49.782	29.032	101.6	2:07.866	79.45	6.996	10:07:46.513	
4 -	48.836	130.0	49.222	29.902	103.0	2:07.960	79.40	7.090	10:09:54.473	
5 -	48.421	128.5	48.365	IN PIT		2:12.950	P	76.42	12.080	10:12:07.423
6 -	OUTLAP	128.9	47.930	29.028	103.5	4:32.308	37.31	2:31.438	10:16:39.731	
7 -	48.211	129.5	48.026	29.355	102.3	2:05.592	80.89	4.722	10:18:45.323	
8 -	47.798	128.6	47.437	28.955	101.2	2:04.190	81.81	3.320	10:20:49.513	
9 -	47.408	128.3	46.701	28.630	103.8	2:02.739	(3)	82.77	1.869	10:22:52.252
10 -	46.761	128.4	46.626	28.342	102.8	2:01.729	(2)	83.46	0.859	10:24:53.981
11 -	46.429	128.6	46.404	28.037	103.3	2:00.870	(1)	84.05		10:26:54.851

P6 1 M3 Edward RENDELL			Ten Kate Honda - Banks Racing							
IDEAL LAP TIME : 2:00.968		BEST LAP TIME : 2:00.968		DIFFERENCE : 0.000						
LAP	SECTOR 1	SECTOR 2	SECTOR 3	LAP TIME	MPH	DIFF	TIME OF DAY			
1 -	OUTLAP	120.3	50.400	30.429	97.4		10:08:16.247			
2 -	48.759	121.5	47.863	29.299	98.1	2:05.921	80.68	4.953	10:10:22.168	
3 -	48.141	121.9	46.939	29.107	98.7	2:04.187	81.81	3.219	10:12:26.355	
4 -	47.967	121.2	46.792	28.982	98.7	2:03.741	82.10	2.773	10:14:30.096	
5 -	47.216	121.6	46.784	29.165	98.9	2:03.165	82.49	2.197	10:16:33.261	
6 -	47.241	120.1	46.220	28.527	98.9	2:01.988	(2)	83.28	1.020	10:18:35.249
7 -	47.176	120.8	46.131	IN PIT		2:06.414	P	80.37	5.446	10:20:41.663
8 -	OUTLAP	120.4	47.148	29.245	99.4	2:41.463	62.92	40.495	10:23:23.126	
9 -	47.358	121.3	46.360	28.463	98.9	2:02.181	(3)	83.15	1.213	10:25:25.307
10 -	46.762	121.4	45.987	28.219	99.4	2:00.968	(1)	83.99		10:27:26.275

P7 21 M3 Richard KERR			Honda - Bob Wylie Racing							
IDEAL LAP TIME : 2:01.216		BEST LAP TIME : 2:01.542		DIFFERENCE : 0.326						
LAP	SECTOR 1	SECTOR 2	SECTOR 3	LAP TIME	MPH	DIFF	TIME OF DAY			
1 -		109.8	52.373	31.748	88.7		10:03:19.587			
2 -	52.240	104.0	51.616	31.121	89.8	2:14.977	75.27	13.435	10:05:34.564	
3 -	50.930	112.5	48.938	30.545	89.6	2:10.413	77.90	8.871	10:07:44.977	
4 -	50.938	117.0	48.584	31.314	87.0	2:10.836	77.65	9.294	10:09:55.813	
5 -	50.134	116.6	48.280	30.351	97.4	2:08.765	78.90	7.223	10:12:04.578	
6 -	47.995	117.6	47.905	29.193	97.8	2:05.093	81.22	3.551	10:14:09.671	
7 -	47.730	116.8	46.699	28.840	97.0	2:03.269	82.42	1.727	10:16:12.940	
8 -	49.759	97.4	53.041	31.731	94.1	2:14.531	75.52	12.989	10:18:27.471	
9 -	47.433	116.6	46.762	28.874	98.7	2:03.069	82.55	1.527	10:20:30.540	
10 -	47.335	115.9	46.732	28.796	98.7	2:02.863	(3)	82.69	1.321	10:22:33.403
11 -	46.718	118.5	46.046	28.882	98.9	2:01.646	(2)	83.52	0.104	10:24:35.049
12 -	46.889	116.8	46.201	28.452	94.3	2:01.542	(1)	83.59		10:26:36.591

P8 86 M3 Charlie NESBITT			Repli-Cast Moto 3 - Repli-Cast UK							
IDEAL LAP TIME : 2:01.265		BEST LAP TIME : 2:01.713		DIFFERENCE : 0.448						
LAP	SECTOR 1	SECTOR 2	SECTOR 3	LAP TIME	MPH	DIFF	TIME OF DAY			
1 -	OUTLAP	117.6	54.319	32.535	97.2		10:03:31.418			
2 -	51.904	122.5	50.430	30.598	99.6	2:12.932	76.43	11.219	10:05:44.350	
3 -	50.038	122.0	49.359	29.570	100.0	2:08.967	78.78	7.254	10:07:53.317	
4 -	48.026	123.8	49.029	30.167	101.9	2:07.222	79.86	5.509	10:10:00.539	
5 -	48.188	123.0	47.402	28.804	101.9	2:04.394	81.67	2.681	10:12:04.933	
6 -	47.334	122.9	48.090	28.498	101.6	2:03.922	81.98	2.209	10:14:08.855	
7 -	47.045	122.9	47.284	28.909	101.6	2:03.238	82.44	1.525	10:16:12.093	
8 -	46.971	123.1	48.808	28.398	101.6	2:04.177	81.82	2.464	10:18:16.270	
9 -	47.148	121.5	47.413	28.384	101.6	2:02.945	(3)	82.63	1.232	10:20:19.215
10 -	46.566	122.2	47.053	28.094	101.9	2:01.713	(1)	83.47		10:22:20.928
11 -	46.809	122.7	46.649	28.735	101.6	2:02.193	(2)	83.14	0.480	10:24:23.121
12 -	46.522	123.4	47.548	29.345	100.3	2:03.415	82.32	1.702	10:26:26.536	

Weather / Track : Bright / Wet

Assen
Circuit Length = 2.8222 miles
Start: 10:01 Flag 10:26 End: 10:28

MCRCB BULLETIN TK076

2015 MCE British Superbike Championship - Round 10

2015 HEL British Motostar Championship

QUALIFYING 2 - SECTOR ANALYSIS

SECTOR 1 = FL to I1, SECTOR 2 = I1 to I2, SECTOR 3 = I2 to FL, DIFF = Difference To Personal Best Lap

P9 47 M3 Jake ARCHER				Honda - RS Racing			
IDEAL LAP TIME : 2:01.663		BEST LAP TIME : 2:01.777		DIFFERENCE : 0.114			
LAP	SECTOR 1	SECTOR 2	SECTOR 3	LAP TIME	MPH	DIFF	TIME OF DAY
1 -	OUTLAP	121.1	52.795	31.389	99.1		10:03:27.195
2 -	50.580	126.2	49.584	30.088	100.7	2:10.252	78.00 8.475 10:05:37.447
3 -	49.943	126.3	49.027	29.116	101.6	2:08.086	79.32 6.309 10:07:45.533
4 -	49.204	126.0	49.240	29.253	101.6	2:07.697	79.56 5.920 10:09:53.230
5 -	48.140	124.2	48.644	28.886	100.3	2:05.670	80.84 3.893 10:11:58.900
6 -	47.613	124.9	47.927	28.832	101.2	2:04.372	81.69 2.595 10:14:03.272
7 -	47.374	124.9	47.926	28.630	101.4	2:03.930	81.98 2.153 10:16:07.202
8 -	46.718	126.1	47.404	29.118	102.1	2:03.240	82.44 1.463 10:18:10.442
9 -	46.742	125.5	46.814	28.221	102.6	2:01.777 (1)	83.43 10:20:12.219
10 -	46.904	124.8	46.975	28.250	101.6	2:02.129 (3)	83.19 0.352 10:22:14.348
11 -	46.805	126.9	48.258	29.156	102.3	2:04.219	81.79 2.442 10:24:18.567
12 -	46.907	125.7	46.797	28.148	103.0	2:01.852 (2)	83.38 0.075 10:26:20.419

P10 98 M3 Tomas DE VRIES				Honda - DAT Racing			
IDEAL LAP TIME : 2:02.324		BEST LAP TIME : 2:02.324		DIFFERENCE : 0.000			
LAP	SECTOR 1	SECTOR 2	SECTOR 3	LAP TIME	MPH	DIFF	TIME OF DAY
1 -		118.2	54.053	31.948	96.6		10:03:25.793
2 -	52.104	122.2	50.336	30.437	96.6	2:12.877	76.46 10.553 10:05:38.670
3 -	50.435	123.3	49.783	30.445	98.7	2:10.663	77.75 8.339 10:07:49.333
4 -	50.529	122.9	50.417	30.213	98.9	2:11.159	77.46 8.835 10:10:00.492
5 -	49.198	121.4	48.541	30.305	98.3	2:08.044	79.34 5.720 10:12:08.536
6 -	48.733	121.7	48.269	29.571	99.6	2:06.573	80.27 4.249 10:14:15.109
7 -	48.430	121.2	48.298	29.213	100.5	2:05.941	80.67 3.617 10:16:21.050
8 -	48.354	122.0	48.080	30.292	100.5	2:06.726	80.17 4.402 10:18:27.776
9 -	48.116	122.1	47.577	28.734	100.5	2:04.427 (3)	81.65 2.103 10:20:32.203
10 -	47.466	121.7	46.861	28.727	102.1	2:03.054 (2)	82.56 0.730 10:22:35.257
11 -	46.873	122.7	46.826	28.625	100.5	2:02.324 (1)	83.05 10:24:37.581

P11 62 M3 Vasco VAN DER VALK				Honda - Team ILR / Vasco62.nl			
IDEAL LAP TIME : 2:02.974		BEST LAP TIME : 2:03.505		DIFFERENCE : 0.531			
LAP	SECTOR 1	SECTOR 2	SECTOR 3	LAP TIME	MPH	DIFF	TIME OF DAY
1 -	OUTLAP	120.3	50.710	31.123	98.9		10:03:33.266
2 -	49.535	124.3	49.014	30.395	98.3	2:08.944	78.79 5.439 10:05:42.210
3 -	48.657	124.6	48.700	29.854	101.4	2:07.211	79.86 3.706 10:07:49.421
4 -	48.233	124.3	48.099	30.115	100.5	2:06.447 (3)	80.35 2.942 10:09:55.868
5 -	47.739	123.4	47.541	29.364	100.3	2:04.644 (2)	81.51 1.139 10:12:00.512
6 -	47.262	123.1	47.240	29.003	101.2	2:03.505 (1)	82.26 10:14:04.017
7 -	46.837	125.7	47.134	IN PIT		2:15.995 P	74.70 12.490 10:16:20.012

P12 65 Josh OWENS				Honda - JPL Racing			
IDEAL LAP TIME : 2:03.160		BEST LAP TIME : 2:04.049		DIFFERENCE : 0.889			
LAP	SECTOR 1	SECTOR 2	SECTOR 3	LAP TIME	MPH	DIFF	TIME OF DAY
1 -	OUTLAP	109.1	52.278	31.339	93.4		10:06:12.074
2 -	50.550	117.6	49.608	30.392	96.4	2:10.550	77.82 6.501 10:08:22.624
3 -	49.900	117.8	48.236	29.771	95.1	2:07.907	79.43 3.858 10:10:30.531
4 -	49.768	117.8	47.893	29.467	96.2	2:07.128	79.92 3.079 10:12:37.659
5 -	49.168	117.7	47.714	29.104	97.2	2:05.986	80.64 1.937 10:14:43.645
6 -	48.515	117.9	46.885	28.826	97.2	2:04.226 (2)	81.78 0.177 10:16:47.871
7 -	48.680	117.4	46.771	28.598	97.8	2:04.049 (1)	81.90 10:18:51.920
8 -	48.732	116.1	46.814	28.723	97.2	2:04.269 (3)	81.75 0.220 10:20:56.189

P13 72 Cameron HORSMAN				EE125 - FAB-Racing			
IDEAL LAP TIME : 2:03.856		BEST LAP TIME : 2:04.091		DIFFERENCE : 0.235			
LAP	SECTOR 1	SECTOR 2	SECTOR 3	LAP TIME	MPH	DIFF	TIME OF DAY
1 -	OUTLAP	104.7	53.288	31.262	101.9		10:03:43.931

Weather / Track : Bright / Wet

Assen

Circuit Length = 2.8222 miles

Start: 10:01 Flag 10:26 End: 10:28

MCRCB BULLETIN TK076

2015 MCE British Superbike Championship - Round 10

2015 HEL British Motostar Championship

QUALIFYING 2 - SECTOR ANALYSIS

SECTOR 1 = FL to I1, SECTOR 2 = I1 to I2, SECTOR 3 = I2 to FL, DIFF = Difference To Personal Best Lap

2 -	50.370	125.4	50.798	31.149	102.1	2:12.317	76.78	8.226	10:05:56.248
3 -	50.568	125.4	49.437	30.288	101.6	2:10.293	77.97	6.202	10:08:06.541
4 -	49.861	125.3	49.137	30.244	101.4	2:09.242	78.61	5.151	10:10:15.783
5 -	49.984	125.2	48.554	30.200	100.9	2:08.738	78.92	4.647	10:12:24.521
6 -	49.702	126.0	47.983	29.161	103.5	2:06.846	80.09	2.755	10:14:31.367
7 -	48.847	126.1	48.279	29.727	102.3	2:06.853	80.09	2.762	10:16:38.220
8 -	49.060	126.0	48.459	29.836	102.6	2:07.355	79.77	3.264	10:18:45.575
9 -	48.171	126.6	47.597	28.894	103.0	2:04.662 (2)	81.50	0.571	10:20:50.237
10 -	48.302	126.0	47.434	29.078	103.8	2:04.814	81.40	0.723	10:22:55.051
11 -	47.955	125.0	47.192	29.575	103.3	2:04.722 (3)	81.46	0.631	10:24:59.773
12 -	48.190	124.6	47.149	28.752	104.7	2:04.091 (1)	81.87		10:27:03.864

P14 42 M3 Brian SLOOTEN

Honda - Bakker Frames Holland

IDEAL LAP TIME : 2:04.856 BEST LAP TIME : 2:04.861

DIFFERENCE : 0.005

LAP	SECTOR 1	SECTOR 2	SECTOR 3	LAP TIME	MPH	DIFF	TIME OF DAY		
1 -	OUTLAP	117.9	53.231	32.581	94.1		10:03:22.055		
2 -	51.439	122.6	51.097	31.767	98.5	2:14.303	75.65	9.442	10:05:36.358
3 -	51.161	120.3	50.279	30.694	97.8	2:12.134	76.89	7.273	10:07:48.492
4 -	50.914	121.9	50.757	31.123	100.3	2:12.794	76.51	7.933	10:10:01.286
5 -	49.382	123.5	49.161	30.537	99.6	2:09.080	78.71	4.219	10:12:10.366
6 -	49.451	121.7	48.435	29.866	99.4	2:07.752	79.53	2.891	10:14:18.118
7 -	48.733	121.9	48.366	29.786	100.0	2:06.885 (3)	80.07	2.024	10:16:25.003
8 -	48.668	120.9	48.080	IN PIT		2:13.892 P	75.88	9.031	10:18:38.895
9 -	OUTLAP	95.7	50.154	29.682	99.4	3:24.740	49.62	1:19.879	10:22:03.635
10 -	48.928	121.0	47.980	29.671	99.4	2:06.579 (2)	80.26	1.718	10:24:10.214
11 -	48.481	116.4	46.704	29.676	100.3	2:04.861 (1)	81.37		10:26:15.075

P15 27 M3 Georgina POLDEN

KTM - RS Racing

IDEAL LAP TIME : 2:04.494 BEST LAP TIME : 2:04.921

DIFFERENCE : 0.427

LAP	SECTOR 1	SECTOR 2	SECTOR 3	LAP TIME	MPH	DIFF	TIME OF DAY		
1 -	OUTLAP	116.0	54.279	32.465	100.7		10:03:24.249		
2 -	50.341	122.5	50.627	31.200	102.1	2:12.168	76.87	7.247	10:05:36.417
3 -	48.491	125.4	49.179	30.720	102.8	2:08.390	79.13	3.469	10:07:44.807
4 -	49.291	126.3	49.608	IN PIT		2:15.090 P	75.21	10.169	10:09:59.897
5 -	OUTLAP	116.5	50.750	30.696	100.5	3:39.220	46.34	1:34.299	10:13:39.117
6 -	48.382	126.9	49.271	30.514	101.4	2:08.167	79.27	3.246	10:15:47.284
7 -	48.228	127.0	49.101	29.561	103.0	2:06.890	80.07	1.969	10:17:54.174
8 -	48.552	127.5	48.040	30.010	102.8	2:06.602 (3)	80.25	1.681	10:20:00.776
9 -	48.400	128.3	49.205	29.391	103.5	2:06.996	80.00	2.075	10:22:07.772
10 -	47.860	127.2	47.852	29.770	104.0	2:05.482 (2)	80.96	0.561	10:24:13.254
11 -	48.287	126.9	47.622	29.012	103.5	2:04.921 (1)	81.33		10:26:18.175

P16 34 Liam DELVES

Honda - Crucials Sauce / Banks Racing

IDEAL LAP TIME : 2:05.489 BEST LAP TIME : 2:05.489

DIFFERENCE : 0.000

LAP	SECTOR 1	SECTOR 2	SECTOR 3	LAP TIME	MPH	DIFF	TIME OF DAY		
1 -	OUTLAP	111.8	53.215	30.183	98.1		10:03:47.224		
2 -	50.574	117.4	49.316	30.276	98.5	2:10.166	78.05	4.677	10:05:57.390
3 -	50.258	120.0	49.415	29.769	98.1	2:09.442	78.49	3.953	10:08:06.832
4 -	50.707	117.7	48.695	30.018	98.3	2:09.420	78.50	3.931	10:10:16.252
5 -	50.297	117.0	49.330	30.353	96.8	2:09.980	78.16	4.491	10:12:26.232
6 -	49.499	118.1	48.626	IN PIT		2:16.205 P	74.59	10.716	10:14:42.437
7 -	OUTLAP	116.4	50.475	30.085	97.2	3:25.130	49.53	1:19.641	10:18:07.567
8 -	49.754	117.2	48.620	29.613	98.3	2:07.987	79.38	2.498	10:20:15.554
9 -	49.312	118.0	48.806	29.171	98.5	2:07.289 (3)	79.81	1.800	10:22:22.843
10 -	48.956	118.8	47.917	29.217	98.7	2:06.090 (2)	80.57	0.601	10:24:28.933
11 -	48.832	118.4	47.746	28.911	98.3	2:05.489 (1)	80.96		10:26:34.422

P17 3 Mark CLAYTON

Honda - SP125 / Refined Recruitment

IDEAL LAP TIME : 2:05.593 BEST LAP TIME : 2:05.877

DIFFERENCE : 0.284

LAP	SECTOR 1	SECTOR 2	SECTOR 3	LAP TIME	MPH	DIFF	TIME OF DAY
-----	----------	----------	----------	----------	-----	------	-------------

Assen

Circuit Length = 2.8222 miles

Start: 10:01 Flag 10:26 End: 10:28

Weather / Track : Bright / Wet

MCRCB BULLETIN TK076

2015 MCE British Superbike Championship - Round 10

2015 HEL British Motostar Championship

QUALIFYING 2 - SECTOR ANALYSIS

SECTOR 1 = FL to I1, SECTOR 2 = I1 to I2, SECTOR 3 = I2 to FL, DIFF = Difference To Personal Best Lap

1 -	OUTLAP	117.1	55.632	32.236	95.5				10:04:19.536
2 -	54.172	117.2	54.474	31.998	96.8	2:20.644	72.24	14.767	10:06:40.180
3 -	53.317	116.0	53.801	31.081	96.0	2:18.199	73.51	12.322	10:08:58.379
4 -	51.091	118.3	52.096	30.998	96.2	2:14.185	75.71	8.308	10:11:12.564
5 -	53.544	118.6	51.234	31.228	97.6	2:16.006	74.70	10.129	10:13:28.570
6 -	50.230	119.5	49.407	29.590	97.8	2:09.227	78.62	3.350	10:15:37.797
7 -	49.699	120.8	49.603	29.886	98.3	2:09.188	78.64	3.311	10:17:46.985
8 -	51.046	120.2	48.430	29.882	99.4	2:09.358	78.54	3.481	10:19:56.343
9 -	48.323	119.6	48.719	29.652	98.5	2:06.694 (2)	80.19	0.817	10:22:03.037
10 -	48.153	119.0	48.481	29.243	98.9	2:05.877 (1)	80.71		10:24:08.914
11 -	47.953	118.1	48.397	30.377	98.7	2:06.727 (3)	80.17	0.850	10:26:15.641

P18 28 D Dennis KOOPMAN Honda - BV Racing Moto 3
 IDEAL LAP TIME : 2:06.727 BEST LAP TIME : 2:06.848 DIFFERENCE : 0.121

LAP	SECTOR 1	SECTOR 2	SECTOR 3	LAP TIME	MPH	DIFF	TIME OF DAY		
1 -	OUTLAP	36.5	1:02.663	IN PIT		P	10:07:45.900		
2 -	OUTLAP	111.5	56.252	34.004	92.8	5:53.523	28.73	3:46.675	10:13:39.423
3 -	53.174	118.5	52.775	32.933	98.3	2:18.882	73.15	12.034	10:15:58.305
4 -	50.677	121.5	51.420	31.395	98.5	2:13.492	76.11	6.644	10:18:11.797
5 -	49.650	120.9	50.188	30.516	98.3	2:10.354	77.94	3.506	10:20:22.151
6 -	49.225	120.9	49.116	30.353	99.1	2:08.694 (3)	78.94	1.846	10:22:30.845
7 -	48.502	120.9	48.534	30.067	98.9	2:07.103 (2)	79.93	0.255	10:24:37.948
8 -	48.368	121.6	48.292	30.188	99.1	2:06.848 (1)	80.09		10:26:44.796

P19 16 Andrew SAWFORD Aprilia - St Neots Motorcycle Co Ltd
 IDEAL LAP TIME : 2:07.085 BEST LAP TIME : 2:07.085 DIFFERENCE : 0.000

LAP	SECTOR 1	SECTOR 2	SECTOR 3	LAP TIME	MPH	DIFF	TIME OF DAY		
1 -	OUTLAP	111.3	57.366	36.711	84.2		10:06:37.280		
2 -	57.921	105.5	54.641	34.606	88.7	2:27.168	69.03	20.083	10:09:04.448
3 -	55.809	106.3	53.175	32.375	95.1	2:21.359	71.87	14.274	10:11:25.807
4 -	51.726	120.5	50.788	31.370	97.2	2:13.884	75.88	6.799	10:13:39.691
5 -	51.104	119.3	50.211	30.563	97.6	2:11.878	77.04	4.793	10:15:51.569
6 -	50.242	120.9	49.033	30.227	98.7	2:09.502	78.45	2.417	10:18:01.071
7 -	49.877	120.2	48.974	30.253	98.5	2:09.104	78.69	2.019	10:20:10.175
8 -	49.854	120.6	48.813	29.475	99.6	2:08.142 (2)	79.28	1.057	10:22:18.317
9 -	49.800	121.9	48.544	29.807	98.5	2:08.151 (3)	79.28	1.066	10:24:26.468
10 -	49.402	120.9	48.320	29.363	99.4	2:07.085 (1)	79.94		10:26:33.553

P20 29 D Sven GREVINK Honda - DS Racing
 IDEAL LAP TIME : 2:07.118 BEST LAP TIME : 2:07.238 DIFFERENCE : 0.120

LAP	SECTOR 1	SECTOR 2	SECTOR 3	LAP TIME	MPH	DIFF	TIME OF DAY		
1 -		118.0	52.337	31.707	88.4		10:03:19.319		
2 -	52.745	116.0	51.702	IN PIT		2:21.508 P	71.79	14.270	10:05:40.827
3 -	OUTLAP	119.8	52.028	31.699	97.4	3:25.866	49.35	1:18.628	10:09:06.693
4 -	52.223	120.2	51.085	31.478	98.7	2:14.786	75.37	7.548	10:11:21.479
5 -	51.656	120.0	51.291	IN PIT		2:19.664 P	72.74	12.426	10:13:41.143
6 -	OUTLAP	120.4	50.012	30.434	98.9	4:09.903	40.65	2:02.665	10:17:51.046
7 -	49.793	121.7	49.516	30.136	98.7	2:09.445	78.49	2.207	10:20:00.491
8 -	49.564	122.5	49.524	30.325	99.4	2:09.413 (3)	78.50	2.175	10:22:09.904
9 -	50.700	120.9	48.676	29.978	98.1	2:09.354 (2)	78.54	2.116	10:24:19.258
10 -	49.026	121.5	48.796	29.416	98.7	2:07.238 (1)	79.85		10:26:26.496

P21 84 Arne DE WINTERE Kalex KTM - FPW Racing
 IDEAL LAP TIME : 2:07.442 BEST LAP TIME : 2:07.442 DIFFERENCE : 0.000

LAP	SECTOR 1	SECTOR 2	SECTOR 3	LAP TIME	MPH	DIFF	TIME OF DAY		
1 -	OUTLAP	102.0	58.428	35.045	97.6		10:03:56.586		
2 -	55.922	111.1	55.690	33.638	98.7	2:25.250	69.94	17.808	10:06:21.836
3 -	53.768	118.3	52.815	31.965	99.6	2:18.548	73.33	11.106	10:08:40.384
4 -	53.734	114.4	52.168	33.452	98.5	2:19.354	72.90	11.912	10:10:59.738
5 -	52.034	120.3	52.210	31.553	101.6	2:15.797	74.81	8.355	10:13:15.535

Assen

Circuit Length = 2.8222 miles

Start: 10:01 Flag 10:26 End: 10:28

Weather / Track : Bright / Wet

MCRCB BULLETIN TK076

2015 MCE British Superbike Championship - Round 10

2015 HEL British Motostar Championship

QUALIFYING 2 - SECTOR ANALYSIS

SECTOR 1 = FL to I1, SECTOR 2 = I1 to I2, SECTOR 3 = I2 to FL, DIFF = Difference To Personal Best Lap

6 -	51.684	124.5	51.527	31.615	100.0	2:14.826	75.35	7.384	10:15:30.361
7 -	51.319	117.1	52.942	31.175	101.4	2:15.436	75.01	7.994	10:17:45.797
8 -	50.423	125.9	50.018	31.236	102.1	2:11.677	77.15	4.235	10:19:57.474
9 -	49.190	124.0	48.981	30.041	101.9	2:08.212 (2)	79.24	0.770	10:22:05.686
10 -	48.526	126.3	48.877	30.039	102.3	2:07.442 (1)	79.72		10:24:13.128
11 -	49.078	123.4	49.957	30.761	101.4	2:09.796 (3)	78.27	2.354	10:26:22.924

P22	8 M3	TJ TOMS	Repli-Cast Moto 3 - Repli-Cast UK						
IDEAL LAP TIME : 2:07.987		BEST LAP TIME : 2:08.879		DIFFERENCE : 0.892					
LAP	SECTOR 1	SECTOR 2	SECTOR 3	LAP TIME	MPH	DIFF	TIME OF DAY		
1 -	OUTLAP	110.7	54.355	32.433	97.4		10:03:32.173		
2 -	51.849	117.0	52.501	IN PIT	2:22.854 P	71.12	13.975	10:05:55.027	
3 -	OUTLAP	120.3	52.053	31.084	98.9	3:05.565	54.75	56.686	10:09:00.592
4 -	50.590	121.0	51.045	30.661	99.6	2:12.296	76.79	3.417	10:11:12.888
5 -	50.172	120.9	50.705	32.892	100.3	2:13.769	75.95	4.890	10:13:26.657
6 -	49.922	121.0	48.907	30.050	100.7	2:08.879 (1)	78.83		10:15:35.536
7 -	49.030	122.3	50.209	31.256	99.8	2:10.495 (2)	77.85	1.616	10:17:46.031
8 -	51.347	122.5	49.333	31.020	101.2	2:11.700 (3)	77.14	2.821	10:19:57.731
9 -	49.399	121.0	52.103	30.578	100.5	2:12.080	76.92	3.201	10:22:09.811
10 -	49.818	122.9	49.423	IN PIT	2:17.890 P	73.68	9.011	10:24:27.701	

P23	7	Jamie ASHBY	Honda - SP125 / JPA Racing						
IDEAL LAP TIME : 2:09.164		BEST LAP TIME : 2:09.413		DIFFERENCE : 0.249					
LAP	SECTOR 1	SECTOR 2	SECTOR 3	LAP TIME	MPH	DIFF	TIME OF DAY		
1 -	OUTLAP	107.8	55.112	32.970	94.3		10:04:32.008		
2 -	52.139	114.4	51.499	31.234	95.3	2:14.872	75.33	5.459	10:06:46.880
3 -	51.402	116.0	51.382	31.270	97.2	2:14.054	75.79	4.641	10:09:00.934
4 -	51.016	116.6	50.559	30.694	96.2	2:12.269	76.81	2.856	10:11:13.203
5 -	50.852	115.1	50.311	31.954	96.4	2:13.117	76.32	3.704	10:13:26.320
6 -	50.491	115.3	49.509	30.255	96.6	2:10.255 (3)	78.00	0.842	10:15:36.575
7 -	50.372	115.6	49.758	30.592	98.1	2:10.722	77.72	1.309	10:17:47.297
8 -	50.910	119.3	49.103	30.670	97.6	2:10.683	77.74	1.270	10:19:57.980
9 -	50.084	117.0	49.359	30.308	95.5	2:09.751 (2)	78.30	0.338	10:22:07.731
10 -	49.806	115.5	49.349	30.258	95.3	2:09.413 (1)	78.50		10:24:17.144
11 -	50.346	115.4	49.978	30.399	96.6	2:10.723	77.72	1.310	10:26:27.867

P24	71 M3	Christoph BEINLICH	Honda - Beinlich Racing Team						
IDEAL LAP TIME : 2:08.066		BEST LAP TIME : 2:09.608		DIFFERENCE : 1.542					
LAP	SECTOR 1	SECTOR 2	SECTOR 3	LAP TIME	MPH	DIFF	TIME OF DAY		
1 -	116.1	52.682	32.275	99.4			10:03:21.986		
2 -	50.644	122.4	50.639	31.182	99.4	2:12.465 (3)	76.70	2.857	10:05:34.451
3 -	49.271	120.3	49.731	30.606	100.5	2:09.608 (1)	78.39		10:07:44.059
4 -	51.945	114.7	49.362	30.667	101.9	2:11.974 (2)	76.98	2.366	10:09:56.033
5 -	49.072	122.9	48.388	IN PIT	2:14.036 P	75.80	4.428	10:12:10.069	

P25	11	Stephen CAMPBELL	Honda - Campbell Racing						
IDEAL LAP TIME : 2:09.134		BEST LAP TIME : 2:09.662		DIFFERENCE : 0.528					
LAP	SECTOR 1	SECTOR 2	SECTOR 3	LAP TIME	MPH	DIFF	TIME OF DAY		
1 -	OUTLAP	108.5	55.019	32.854	91.3		10:04:24.735		
2 -	55.379	114.7	51.946	30.484	93.9	2:17.809	73.72	8.147	10:06:42.544
3 -	52.033	115.6	50.328	30.170	95.1	2:12.531	76.66	2.869	10:08:55.075
4 -	52.275	115.6	50.251	30.152	94.5	2:12.678	76.57	3.016	10:11:07.753
5 -	51.172	115.4	49.608	29.815	96.2	2:10.595 (2)	77.79	0.933	10:13:18.348
6 -	51.375	116.4	49.442	30.057	94.3	2:10.874 (3)	77.63	1.212	10:15:29.222
7 -	50.854	115.6	49.138	29.670	93.9	2:09.662 (1)	78.35		10:17:38.884
8 -	50.391	115.5	49.073	IN PIT	2:21.932 P	71.58	12.270	10:20:00.816	

Weather / Track : Bright / Wet

Assen

Circuit Length = 2.8222 miles

Start: 10:01 Flag 10:26 End: 10:28

MCRCB BULLETIN TK076

2015 MCE British Superbike Championship - Round 10

2015 HEL British Motostar Championship

QUALIFYING 2 - SECTOR ANALYSIS

SECTOR 1 = FL to I1, SECTOR 2 = I1 to I2, SECTOR 3 = I2 to FL, DIFF = Difference To Personal Best Lap

P26		2 M3		Joe THOMAS		Honda - Team ILR			
IDEAL LAP TIME : 2:10.578		BEST LAP TIME : 2:10.950		DIFFERENCE : 0.372					
LAP	SECTOR 1	SECTOR 2	SECTOR 3	LAP TIME	MPH	DIFF	TIME OF DAY		
1 -	OUTLAP	118.5	50.877	31.472	96.2				10:03:34.050
2 -	50.318	120.9	51.200	30.621	98.1	2:12.139 (2)	76.88	1.189	10:05:46.189
3 -	50.208	121.7	50.068	30.674	97.2	2:10.950 (1)	77.58		10:07:57.139
4 -	52.250	119.9	49.749	IN PIT		2:29.204 P	68.09	18.254	10:10:26.343

P27		97 M3		Adam MOORE		Honda - Cresswell Racing			
IDEAL LAP TIME : 2:10.615		BEST LAP TIME : 2:11.076		DIFFERENCE : 0.461					
LAP	SECTOR 1	SECTOR 2	SECTOR 3	LAP TIME	MPH	DIFF	TIME OF DAY		
1 -	OUTLAP	105.6	55.893	34.272	92.8				10:05:20.337
2 -	53.645	113.4	52.185	32.040	94.3	2:17.870	73.69	6.794	10:07:38.207
3 -	53.251	112.5	50.740	31.060	95.3	2:15.051 (3)	75.23	3.975	10:09:53.258
4 -	52.506	115.0	51.611	32.336	94.3	2:16.453	74.45	5.377	10:12:09.711
5 -	52.542	114.5	50.366	30.407	96.8	2:13.315 (2)	76.21	2.239	10:14:23.026
6 -	51.021	114.1	49.187	30.868	95.8	2:11.076 (1)	77.51		10:16:34.102
7 -	51.911	113.7	52.598	31.667	94.3	2:16.176	74.61	5.100	10:18:50.278
8 -	52.326	113.9	49.422	IN PIT		2:24.104 P	70.50	13.028	10:21:14.382

P28		17		Wesley JONKER		Luyten Honda - Racing Family			
IDEAL LAP TIME : 2:10.461		BEST LAP TIME : 2:11.103		DIFFERENCE : 0.642					
LAP	SECTOR 1	SECTOR 2	SECTOR 3	LAP TIME	MPH	DIFF	TIME OF DAY		
1 -	OUTLAP	115.1	54.609	33.393	94.5				10:03:28.956
2 -	52.852	119.4	51.835	31.424	95.5	2:16.111	74.64	5.008	10:05:45.067
3 -	51.086	119.4	51.434	IN PIT		2:20.274 P	72.43	9.171	10:08:05.341
4 -	OUTLAP	117.9	52.230	31.542	95.3	3:24.262	49.74	1:13.159	10:11:29.603
5 -	51.701	118.6	51.666	30.883	96.8	2:14.250	75.68	3.147	10:13:43.853
6 -	51.235	119.4	51.417	32.690	94.7	2:15.342	75.07	4.239	10:15:59.195
7 -	51.095	119.0	51.189	31.133	96.6	2:13.417	76.15	2.314	10:18:12.612
8 -	51.110	119.7	50.094	30.205	96.8	2:11.409 (3)	77.31	0.306	10:20:24.021
9 -	50.660	118.7	50.268	30.216	97.2	2:11.144 (2)	77.47	0.041	10:22:35.165
10 -	50.162	119.4	50.568	30.373	97.6	2:11.103 (1)	77.49		10:24:46.268

P29		24		Tasia RODINK		Honda - Promemo Racing			
IDEAL LAP TIME : 2:11.787		BEST LAP TIME : 2:12.221		DIFFERENCE : 0.434					
LAP	SECTOR 1	SECTOR 2	SECTOR 3	LAP TIME	MPH	DIFF	TIME OF DAY		
1 -	OUTLAP	111.0	55.455	32.807	98.3				10:03:33.885
2 -	54.351	117.3	54.801	IN PIT		2:28.776 P	68.29	16.555	10:06:02.661
3 -	OUTLAP	117.7	52.138	32.709	95.8	5:00.114	33.85	2:47.893	10:11:02.775
4 -	52.470	119.0	51.057	31.360	96.0	2:14.887	75.32	2.666	10:13:17.662
5 -	51.371	119.7	51.469	31.196	97.2	2:14.036 (3)	75.80	1.815	10:15:31.698
6 -	50.818	119.8	50.624	30.779	97.0	2:12.221 (1)	76.84		10:17:43.919
7 -	51.055	118.7	50.416	30.869	97.8	2:12.340 (2)	76.77	0.119	10:19:56.259
8 -	50.592	119.4	52.474	31.903	95.1	2:14.969	75.27	2.748	10:22:11.228
9 -	51.662	120.1	50.637	IN PIT		2:20.110 P	72.51	7.889	10:24:31.338

P30		4		Louis VALLELEY		KTM - CM Racing			
IDEAL LAP TIME : 2:12.153		BEST LAP TIME : 2:12.302		DIFFERENCE : 0.149					
LAP	SECTOR 1	SECTOR 2	SECTOR 3	LAP TIME	MPH	DIFF	TIME OF DAY		
1 -	OUTLAP	112.9	54.771	32.639	93.4				10:03:28.050
2 -	55.475	115.4	53.348	32.487	91.3	2:21.310	71.89	9.008	10:05:49.360
3 -	53.190	115.5	53.463	31.480	93.4	2:18.133	73.55	5.831	10:08:07.493
4 -	51.987	115.9	51.561	31.241	92.6	2:14.789	75.37	2.487	10:10:22.282
5 -	51.491	114.3	51.985	30.744	94.3	2:14.220	75.69	1.918	10:12:36.502
6 -	51.385	114.7	50.914	30.828	93.4	2:13.127	76.31	0.825	10:14:49.629
7 -	51.334	113.5	50.569	30.399	93.2	2:12.302 (1)	76.79		10:17:01.931
8 -	51.603	113.6	51.009	31.089	93.4	2:13.701	75.99	1.399	10:19:15.632
9 -	51.894	114.4	50.575	30.250	94.3	2:12.719 (2)	76.55	0.417	10:21:28.351

Assen

Circuit Length = 2.8222 miles

Start: 10:01 Flag 10:26 End: 10:28

Weather / Track : Bright / Wet

MCRCB BULLETIN TK076**2015 MCE British Superbike Championship - Round 10****2015 HEL British Motostar Championship****QUALIFYING 2 - SECTOR ANALYSIS**

SECTOR 1 = FL to I1, SECTOR 2 = I1 to I2, SECTOR 3 = I2 to FL, DIFF = Difference To Personal Best Lap

10 -	51.848	113.8	51.057	30.587	93.0	2:13.492	76.11	1.190	10:23:41.843
11 -	52.013	112.4	50.693	30.286	93.4	2:12.992 (3)	76.39	0.690	10:25:54.835
12 -	51.949	113.0	50.728	30.533	93.9	2:13.210	76.27	0.908	10:28:08.045

P31	50	Steve LAWTON		KTM - Cresswell Racing					
IDEAL LAP TIME : 2:16.883		BEST LAP TIME : 2:16.883		DIFFERENCE : 0.000					
LAP	SECTOR 1	SECTOR 2	SECTOR 3	LAP TIME	MPH	DIFF	TIME OF DAY		
1 -	OUTLAP	86.6	1:02.344	36.169	82.0		10:04:01.613		
2 -	56.589	101.4	53.793	32.305	88.7	2:22.687 (2)	71.20	5.804	10:06:24.300
3 -	53.245	103.8	52.010	31.628	91.6	2:16.883 (1)	74.22		10:08:41.183
4 -	55.146	104.7	52.372	IN PIT	2:34.407	P	65.80	17.524	10:11:15.590
5 -	OUTLAP	103.9	53.520	33.642	90.3	7:59.202	21.20	5:42.319	10:19:14.792
6 -	58.819	104.1	54.932	IN PIT	2:34.257	P	65.86	17.374	10:21:49.049

P32	18	Clint CLARKE		Honda - Gasket					
IDEAL LAP TIME : 2:27.404		BEST LAP TIME : 2:28.095		DIFFERENCE : 0.691					
LAP	SECTOR 1	SECTOR 2	SECTOR 3	LAP TIME	MPH	DIFF	TIME OF DAY		
1 -	OUTLAP	89.4	1:08.462	37.607	90.0		10:08:26.961		
2 -	58.814	102.9	59.368	34.580	90.5	2:32.762	66.50	4.667	10:10:59.723
3 -	55.826	110.1	57.529	35.358	91.8	2:28.713 (2)	68.32	0.618	10:13:28.436
4 -	56.076	106.6	59.372	36.182	90.9	2:31.630	67.00	3.535	10:16:00.066
5 -	56.797	106.8	58.616	34.935	92.0	2:30.348 (3)	67.57	2.253	10:18:30.414
6 -	55.295	109.6	58.155	34.645	88.0	2:28.095 (1)	68.60		10:20:58.509
7 -	56.550	111.2	57.658	IN PIT	2:37.553	P	64.48	9.458	10:23:36.062

P33	99 M3	Miguel CORREIA-LOURENCO		Kalex KTM - Racing Team Noord Nederland					
IDEAL LAP TIME : 2:17.942		BEST LAP TIME :		DIFFERENCE :					
LAP	SECTOR 1	SECTOR 2	SECTOR 3	LAP TIME	MPH	DIFF	TIME OF DAY		
1 -	OUTLAP	120.5	53.718	32.470	95.8				10:03:24.624

MCRCB BULLETIN TK077**2015 MCE British Superbike Championship - Round 10****2015 HEL British Motostar Championship****QUALIFYING 2 - BEST SPEEDS**

POS	INTERMEDIATE 1			INTERMEDIATE 2			FINISH LINE		
	NO	NAME	MPH	NO	NAME	MPH	NO	NAME	MPH
1	6	TAYLOR	130.4				95	DEROUE	105.0
2	95	DEROUE	130.3				72	HORSMAN	104.7
3	27	POLDEN	128.3				26	SAEZ	104.5
4	26	SAEZ	126.9				27	POLDEN	104.0
5	47	ARCHER	126.9				6	TAYLOR	103.8
6	72	HORSMAN	126.6				52	BOERBOOM	103.3
7	84	DE WINTERE	126.3				47	ARCHER	103.0
8	52	BOERBOOM	126.1				84	DE WINTERE	102.3
9	62	VAN DER VALK	125.7				98	DE VRIES	102.1
10	86	NESBITT	123.8				71	BEINLICH	101.9
11	42	SLOOTEN	123.5				86	NESBITT	101.9
12	25	BROUWERS	123.4				62	VAN DER VALK	101.4
13	98	DE VRIES	123.3				8	TOMS	101.2
14	8	TOMS	122.9				25	BROUWERS	100.7
15	71	BEINLICH	122.9				42	SLOOTEN	100.3
16	29	GREVINK	122.5				16	SAWFORD	99.6
17	1	RENDELL	121.9				1	RENDELL	99.4
18	16	SAWFORD	121.9				3	CLAYTON	99.4
19	2	THOMAS	121.7				29	GREVINK	99.4
20	28	KOOPMAN	121.6				28	KOOPMAN	99.1
21	3	CLAYTON	120.8				21	KERR	98.9
22	99	CORREIA-LOURENCO	120.6				34	DELVES	98.7
23	24	RODINK	120.1				24	RODINK	98.3
24	34	DELVES	120.0				2	THOMAS	98.1
25	17	JONKER	119.7				7	ASHBY	98.1
26	7	ASHBY	119.3				65	OWENS	97.8
27	21	KERR	118.5				17	JONKER	97.6
28	65	OWENS	117.9				97	MOORE	96.8
29	11	CAMPBELL	116.4				11	CAMPBELL	96.2
30	4	VALLELEY	115.9				99	CORREIA-LOURENCO	95.8
31	97	MOORE	115.0				4	VALLELEY	94.3
32	18	CLARKE	111.2				18	CLARKE	92.0
33	50	LAWTON	104.7				50	LAWTON	91.6

Weather / Track : Bright / Wet

Results can be found at www.tsl-timing.com

Assen

Circuit Length = 2.8222 miles

Start: 10:01 Flag 10:26 End: 10:28

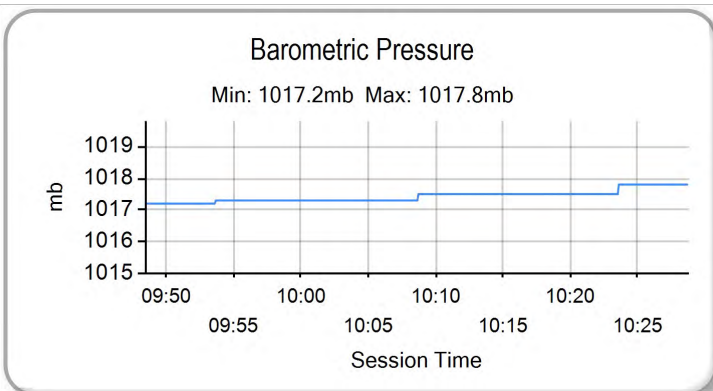
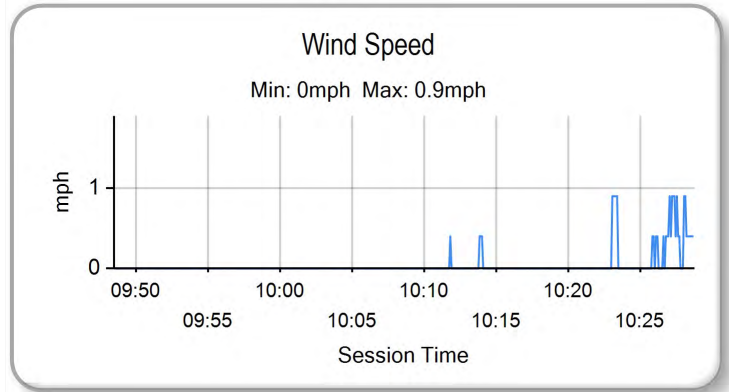
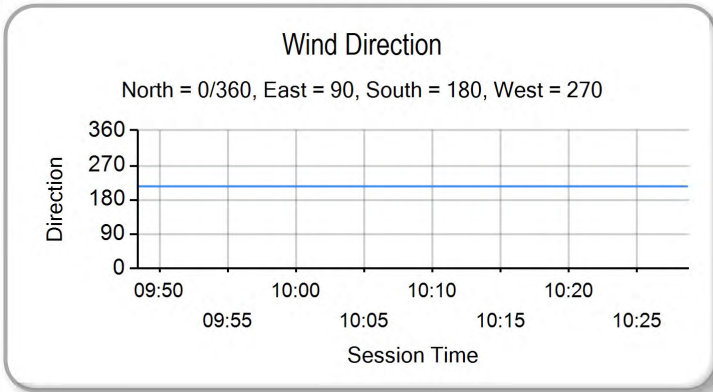
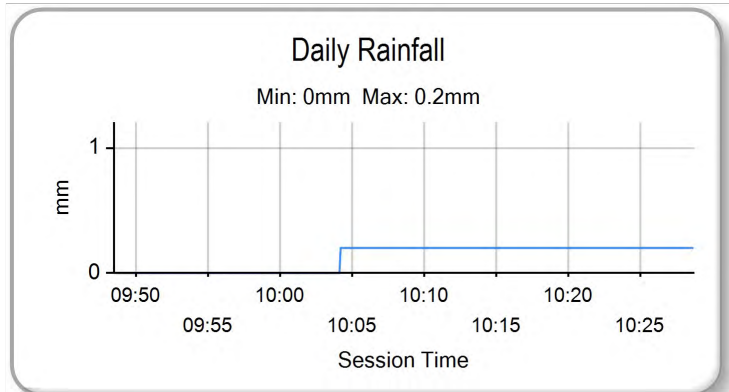
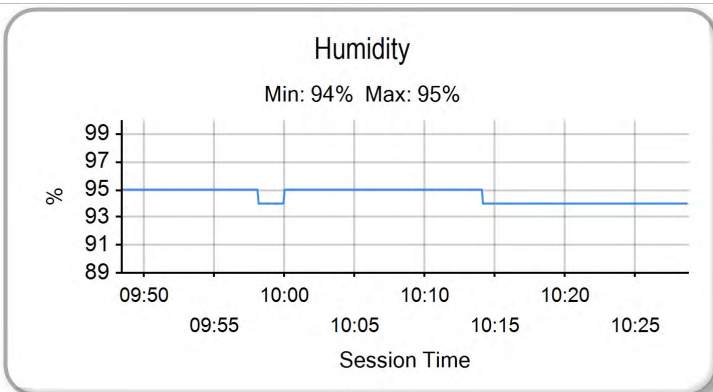
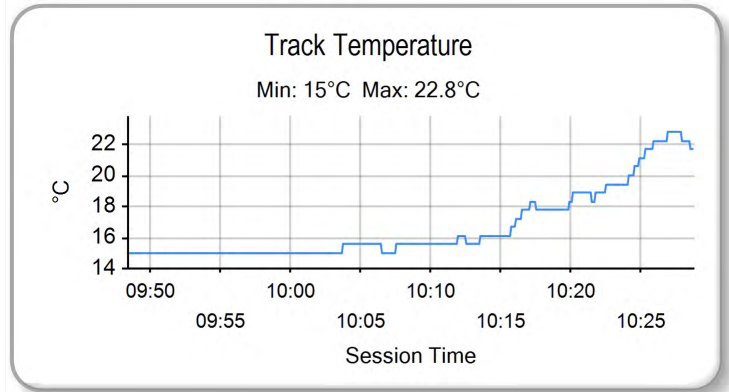
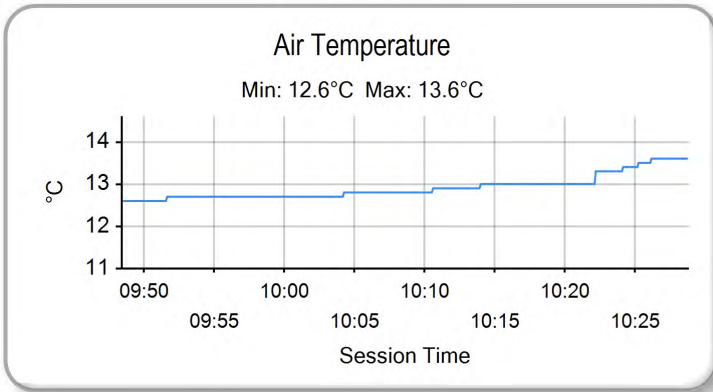
Printed - 10:33 Saturday, 19 September 2015

MCRCB BULLETIN TK079

2015 MCE British Superbike Championship - Round 10

2015 HEL British Motostar Championship

QUALIFYING 2 - WEATHER CONDITIONS



Weather / Track : Bright / Wet

Results can be found at www.tsl-timing.com

Assen
Circuit Length = 2.8222 miles
Start: 10:01 Flag 10:26 End: 10:28

Printed - 10:33 Saturday, 19 September 2015



ROW 12	36	2:02.222	4	Louis VALLELEY	35	1:59.144	50	Steve LAWTON	34	1:58.837	7	Jamie ASHBY				
ROW 11					33	1:57.372	97	Adam MOORE	32	1:56.474	18	Clint CLARKE	31	1:55.885	84	Arne DE WINTERE
ROW 10	30	1:55.401	11	Stephen CAMPBELL	29	1:54.759	3	Mark CLAYTON	28	1:54.453	99	Miguel CORREIA-LOURENCO				
ROW 9					27	1:54.251	21	Richard KERR	26	1:53.671	16	Andrew SAWFORD	25	1:53.473	34	Liam DELVES
ROW 8	24	1:52.714	8	TJ TOMS	23	1:52.636	72	Cameron HORSMAN	22	1:52.479	24	Tasia RODINK				
ROW 7					21	1:52.137	2	Joe THOMAS	20	1:51.905	35	Elliot LODGE	19	1:51.849	65	Josh OWENS
ROW 6	18	1:51.618	17	Wesley JONKER	17	1:51.606	29	Sven GREVINK	16	1:51.513	27	Georgina POLDEN				
ROW 5					15	1:50.437	71	Christoph BEINLICH	14	1:50.179	113	Walid SOPPE	13	1:50.020	98	Tomas DE VRIES
ROW 4	12	1:49.854	42	Brian SLOOTEN	11	1:49.692	28	Dennis KOOPMAN	10	1:49.302	25	Mike BROUWERS				
ROW 3					9	1:48.973	1	Edward RENDELL	8	1:48.902	86	Charlie NESBITT	7	1:48.706	62	Vasco VAN DER VALK
ROW 2	6	1:48.575	26	Dani SAEZ	5	1:48.431	52	Jorel BOERBOOM	4	1:48.330	47	Jake ARCHER				
ROW 1					3	1:47.303	95	Scott DEROUÉ	2	1:47.201	6	Taz TAYLOR	1	1:47.184	61	Ernst DUBBINK
																Pole

Assen
Circuit Length = 2.8222 miles

These results are provisional until the conclusion of any judicial and technical matters.

Race Director :	Stewards :	Timekeeper :
-----------------	------------	--------------

Results can be found at www.britishsuperbike.com

Printed - 10:32 Saturday, 19 September 2015



MCRCB BULLETIN TK110

2015 MCE British Superbike Championship - Round 10

2015 HEL British Motostar Championship

RACE 1 - LAP CHART

50 1:42.863 1:57.448
97 1:43.116 1:57.986

LAP 10	@ 14:29:38.626
---------------	-----------------------

NO	BEHIND	LAP TIME
6		1:47.202
95	0.084	1:47.234
26	1.281	1:47.814
61	1.429	1:48.265
47	1.945	1:48.261
52	4.783	1:47.961
25	7.308	1:48.667
62	8.201	1:49.225
18	1 Lap	1:59.079
1	13.577	1:48.867
86	16.225	1:48.353
42	28.001	1:49.262
28	28.144	1:49.878
71	28.260	1:48.994
35	28.486	1:49.495
27	28.725	1:49.165
72	58.763	1:53.567
2	58.773	1:53.886
84	1:08.344	1:53.910
3	1:11.337	1:56.040
34	1:12.915	1:54.755
16	1:22.079	2:00.885
21	1:32.257	1:55.295
11	1:32.580	1:55.036
4	1:34.634	1:56.309
97	1:53.152	1:57.238
7	1:53.341	1:58.091
50	1:53.659	1:57.998

Weather / Track : Bright / Dry

Results can be found at www.tsl-timing.com

Page 2 of 2

Assen
Circuit Length = 2.8222 miles
Start: 14:11 Flag 14:29 End: 14:32

Printed - 14:33 Saturday, 19 September 2015

MCRCB BULLETIN TK111

2015 MCE British Superbike Championship - Round 10

2015 HEL British Motostar Championship

RACE 1 - POSITION CHART

No	Name	Lap Pos	1	2	3	4	5	6	7	8	9	10
61	DUBBINK	1	6	6	95	95	95	26	95	95	6	6
6	TAYLOR	2	95	95	6	26	26	95	6	6	95	95
95	DEROUE	3	61	61	26	61	61	61	61	61	61	26
47	ARCHER	4	26	26	61	47	47	47	26	26	26	61
52	BOERBOOM	5	47	47	47	6	6	6	47	47	47	47
26	SAEZ	6	52	52	52	52	52	52	52	52	52	52
62	VAN DER VALK	7	62	62	62	62	25	25	25	25	25	25
86	NESBITT	8	1	25	25	25	62	62	62	62	62	62
1	RENDELL	9	25	1	1	1	1	1	1	1	1	1
25	BROUWERS	10	42	86	86	86	86	86	86	86	86	86
28	KOOPMAN	11	86	42	42	27	42	42	42	28	28	42
42	SLOOTEN	12	71	71	71	42	35	35	35	42	42	28
98	DE VRIES	13	98	35	35	35	27	27	28	35	35	71
113	SOPPE	14	35	27	27	71	71	71	27	71	71	35
71	BEINLICH	15	27	98	98	28	28	28	71	27	27	27
27	POLDEN	16	28	28	28	98	98	65	72	65	2	72
29	GREVINK	17	17	17	17	2	65	2	2	2	72	2
17	JONKER	18	2	2	72	72	2	72	65	72	17	84
65	OWENS	19	21	72	2	65	17	17	24	17	65	3
35	LODGE	20	72	8	65	17	72	24	17	24	24	34
2	THOMAS	21	8	24	8	24	24	16	16	3	84	16
24	RODINK	22	24	65	24	16	16	3	3	16	3	21
72	HORSMAN	23	65	99	16	99	8	34	84	84	34	11
8	TOMS	24	99	3	99	8	99	84	34	34	16	4
34	DELVES	25	3	16	3	3	3	21	11	21	21	97
16	SAWFORD	26	16	21	34	34	34	11	21	11	11	7
21	KERR	27	34	34	84	84	84	4	4	4	4	50
99	CORREIA-LOURENCO	28	11	84	21	11	11	7	97	7	7	
3	CLAYTON	29	4	11	11	4	4	97	7	97	50	
11	CAMPBELL	30	84	4	4	21	21	50	50	50	97	
84	DE WINTERE	31	97	97	7	7	97	18	18	18	18	
18	CLARKE	32	7	50	50	97	7	98				
97	MOORE	33	50	7	97	50	50					
7	ASHBY	34	18	18	18	18	18					
50	LAWTON	35	29									
4	VALLELEY	36										

Weather / Track : Bright / Dry

Results can be found at www.tsl-timing.com

Assen
Circuit Length = 2.8222 miles
Start: 14:11 Flag 14:29 End: 14:32

MCRCB BULLETIN TK112

2015 MCE British Superbike Championship - Round 10

2015 HEL British Motostar Championship

RACE 1 - SECTOR ANALYSIS

SECTOR 1 = FL to I1, SECTOR 2 = I1 to I2, SECTOR 3 = I2 to FL, DIFF = Difference To Personal Best Lap

Lap	S1	S2	S3	MPH	DIFF	TIME OF DAY
1 -	128.8	41.143	25.296	105.7	1:54.161	88.99 6.905 14:13:31.394
2 -	42.203	129.0	40.524	25.159	107.2	1:47.886 94.17 0.630 14:15:19.280
3 -	42.008	129.4	40.400	24.988	106.7	1:47.396 (3) 94.60 0.140 14:17:06.676
4 -	41.937	131.1	40.438	25.205	107.0	1:47.580 94.44 0.324 14:18:54.256
5 -	42.108	130.6	40.427	25.033	107.0	1:47.568 94.45 0.312 14:20:41.824
6 -	41.832	131.0	40.462	25.058	105.5	1:47.352 (2) 94.64 0.096 14:22:29.176
7 -	42.414	130.4	40.391	25.376	107.0	1:48.181 93.91 0.925 14:24:17.357
8 -	42.239	131.4	40.464	24.994	107.0	1:47.697 94.34 0.441 14:26:05.054
9 -	41.965	128.6	40.248	25.043	108.0	1:47.256 (1) 94.72 14:27:52.310
10 -	42.477	128.8	40.494	25.290	105.7	1:48.261 93.84 1.005 14:29:40.571

P6 52 M3 Jorel BOERBOOM				Kalex KTM - FPW Racing			
IDEAL LAP TIME : 1:47.443		BEST LAP TIME : 1:47.619		DIFFERENCE : 0.176			
LAP	SECTOR 1	SECTOR 2	SECTOR 3	LAP TIME	MPH	DIFF	TIME OF DAY
1 -		129.5	41.174	25.271	106.2	1:54.529	88.71 6.910 14:13:31.762
2 -	42.376	128.5	40.643	25.120	107.5	1:48.139	93.95 0.520 14:15:19.901
3 -	42.155	128.9	40.715	25.135	107.0	1:48.005	94.07 0.386 14:17:07.906
4 -	41.995	129.1	40.718	25.187	107.0	1:47.900 (2)	94.16 0.281 14:18:55.806
5 -	42.454	130.1	40.421	25.045	106.5	1:47.920 (3)	94.14 0.301 14:20:43.726
6 -	41.977	129.8	40.552	25.090	106.0	1:47.619 (1)	94.40 14:22:31.345
7 -	42.018	129.9	40.719	25.318	105.2	1:48.055	94.02 0.436 14:24:19.400
8 -	42.232	129.4	40.609	25.239	104.7	1:48.080	94.00 0.461 14:26:07.480
9 -	42.162	128.5	40.653	25.153	106.0	1:47.968	94.10 0.349 14:27:55.448
10 -	42.106	128.8	40.740	25.115	105.7	1:47.961	94.10 0.342 14:29:43.409

P7 25 M3 Mike BROUWERS				Honda - Joma / Brouwersracingteam			
IDEAL LAP TIME : 1:47.150		BEST LAP TIME : 1:47.205		DIFFERENCE : 0.055			
LAP	SECTOR 1	SECTOR 2	SECTOR 3	LAP TIME	MPH	DIFF	TIME OF DAY
1 -		124.2	41.205	25.518	103.5	1:55.884	87.67 8.679 14:13:33.117
2 -	42.484	124.0	40.311	25.183	103.8	1:47.978 (3)	94.09 0.773 14:15:21.095
3 -	42.464	124.0	40.514	25.084	103.8	1:48.062	94.02 0.857 14:17:09.157
4 -	42.280	124.3	40.336	25.091	103.3	1:47.707 (2)	94.33 0.502 14:18:56.864
5 -	42.093	125.7	39.973	25.139	102.3	1:47.205 (1)	94.77 14:20:44.069
6 -	42.285	125.4	40.567	25.262	103.0	1:48.114	93.97 0.909 14:22:32.183
7 -	42.324	124.7	40.357	25.315	102.3	1:47.996	94.07 0.791 14:24:20.179
8 -	42.529	124.3	41.053	25.230	100.5	1:48.812	93.37 1.607 14:26:08.991
9 -	42.493	123.5	40.597	25.186	102.8	1:48.276	93.83 1.071 14:27:57.267
10 -	42.582	122.7	40.446	25.639	98.7	1:48.667	93.49 1.462 14:29:45.934

P8 62 M3 Vasco VAN DER VALK				Honda - Team ILR / Vasco62.nl			
IDEAL LAP TIME : 1:47.478		BEST LAP TIME : 1:47.835		DIFFERENCE : 0.357			
LAP	SECTOR 1	SECTOR 2	SECTOR 3	LAP TIME	MPH	DIFF	TIME OF DAY
1 -		128.1	40.994	25.429	106.0	1:54.845	88.46 7.010 14:13:32.078
2 -	42.324	127.5	40.661	25.236	106.2	1:48.221	93.88 0.386 14:15:20.299
3 -	41.998	127.9	40.618	25.219	106.0	1:47.835 (1)	94.21 14:17:08.134
4 -	42.091	128.0	40.488	25.341	105.7	1:47.920 (3)	94.14 0.085 14:18:56.054
5 -	42.453	128.5	40.261	25.398	106.5	1:48.112	93.97 0.277 14:20:44.166
6 -	42.163	125.6	40.755	25.339	105.7	1:48.257	93.85 0.422 14:22:32.423
7 -	42.003	127.4	40.557	25.316	105.2	1:47.876 (2)	94.18 0.041 14:24:20.299
8 -	42.397	125.5	40.963	25.466	104.7	1:48.826	93.36 0.991 14:26:09.125
9 -	42.308	125.2	40.725	25.444	104.2	1:48.477	93.66 0.642 14:27:57.602
10 -	42.340	122.2	40.446	26.439	92.8	1:49.225	93.02 1.390 14:29:46.827

P9 1 M3 Edward RENDELL				Ten Kate Honda - Banks Racing			
IDEAL LAP TIME : 1:48.388		BEST LAP TIME : 1:48.580		DIFFERENCE : 0.192			
LAP	SECTOR 1	SECTOR 2	SECTOR 3	LAP TIME	MPH	DIFF	TIME OF DAY
1 -		127.3	41.183	25.463	104.0	1:55.741	87.78 7.161 14:13:32.974
2 -	42.710	127.0	40.752	25.462	104.0	1:48.924	93.27 0.344 14:15:21.898
3 -	42.431	126.6	40.933	25.401	104.2	1:48.765	93.41 0.185 14:17:10.663
4 -	42.574	125.3	40.896	25.645	103.0	1:49.115	93.11 0.535 14:18:59.778

Assen

Circuit Length = 2.8222 miles

Start: 14:11 Flag 14:29 End: 14:32

Weather / Track : Bright / Dry

MCRCB BULLETIN TK112

2015 MCE British Superbike Championship - Round 10

2015 HEL British Motostar Championship

RACE 1 - SECTOR ANALYSIS

SECTOR 1 = FL to I1, SECTOR 2 = I1 to I2, SECTOR 3 = I2 to FL, DIFF = Difference To Personal Best Lap

LAP	SECTOR 1	SECTOR 2	SECTOR 3	LAP TIME	MPH	DIFF	TIME OF DAY		
5 -	42.704	125.6	40.665	25.471	103.0	1:48.840	93.34	0.260	14:20:48.618
6 -	42.464	125.5	40.743	25.416	102.8	1:48.623 (2)	93.53	0.043	14:22:37.241
7 -	42.598	125.2	40.859	25.341	102.3	1:48.798	93.38	0.218	14:24:26.039
8 -	42.623	124.5	40.638	25.319	102.6	1:48.580 (1)	93.57		14:26:14.619
9 -	42.580	124.3	40.711	25.426	103.5	1:48.717 (3)	93.45	0.137	14:28:03.336
10 -	42.505	124.3	40.717	25.645	99.8	1:48.867	93.32	0.287	14:29:52.203

P10 86 M3		Charlie NESBITT		Repli-Cast Moto 3 - Repli-Cast UK					
IDEAL LAP TIME : 1:48.353		BEST LAP TIME : 1:48.353		DIFFERENCE : 0.000					
LAP	SECTOR 1	SECTOR 2	SECTOR 3	LAP TIME	MPH	DIFF	TIME OF DAY		
1 -		125.9	41.602	25.577	104.7	1:56.512	87.20	8.159	14:13:33.745
2 -	42.796	126.4	41.522	25.841	104.0	1:50.159	92.23	1.806	14:15:23.904
3 -	42.402	124.7	41.216	25.793	103.3	1:49.411	92.86	1.058	14:17:13.315
4 -	42.485	124.8	41.327	25.835	102.8	1:49.647	92.66	1.294	14:19:02.962
5 -	42.192	125.5	40.908	25.600	103.0	1:48.700	93.46	0.347	14:20:51.662
6 -	42.285	125.5	40.815	25.576	103.0	1:48.676 (3)	93.49	0.323	14:22:40.338
7 -	42.276	125.2	40.908	25.615	102.6	1:48.799	93.38	0.446	14:24:29.137
8 -	42.434	124.7	40.856	25.591	100.9	1:48.881	93.31	0.528	14:26:18.018
9 -	42.211	125.2	40.778	25.491	103.5	1:48.480 (2)	93.65	0.127	14:28:06.498
10 -	42.147	124.8	40.731	25.475	103.5	1:48.353 (1)	93.76		14:29:54.851

P11 42 M3		Brian SLOOTEN		Honda - Bakker Frames Holland					
IDEAL LAP TIME : 1:49.110		BEST LAP TIME : 1:49.262		DIFFERENCE : 0.152					
LAP	SECTOR 1	SECTOR 2	SECTOR 3	LAP TIME	MPH	DIFF	TIME OF DAY		
1 -		125.9	41.689	25.634	105.0	1:56.471	87.23	7.209	14:13:33.704
2 -	43.353	126.4	41.179	26.023	104.5	1:50.555	91.90	1.293	14:15:24.259
3 -	43.206	124.7	41.204	25.824	104.2	1:50.234 (3)	92.16	0.972	14:17:14.493
4 -	43.177	123.3	41.517	26.036	104.5	1:50.730	91.75	1.468	14:19:05.223
5 -	43.223	125.5	41.295	25.870	103.3	1:50.388	92.04	1.126	14:20:55.611
6 -	43.319	124.7	41.847	25.723	103.3	1:50.889	91.62	1.627	14:22:46.500
7 -	43.383	123.8	41.777	26.125	101.9	1:51.285	91.29	2.023	14:24:37.785
8 -	43.231	123.5	41.290	25.727	103.8	1:50.248	92.15	0.986	14:26:28.033
9 -	42.744	124.7	40.857	25.731	104.2	1:49.332 (2)	92.92	0.070	14:28:17.365
10 -	42.844	124.9	40.909	25.509	103.8	1:49.262 (1)	92.98		14:30:06.627

P12 28 D		Dennis KOOPMAN		Honda - BV Racing Moto 3					
IDEAL LAP TIME : 1:48.883		BEST LAP TIME : 1:49.029		DIFFERENCE : 0.146					
LAP	SECTOR 1	SECTOR 2	SECTOR 3	LAP TIME	MPH	DIFF	TIME OF DAY		
1 -		125.0	42.508	26.177	103.3	2:00.325	84.43	11.296	14:13:37.558
2 -	43.019	124.5	41.853	25.866	104.7	1:50.738	91.74	1.709	14:15:28.296
3 -	42.814	125.2	41.423	25.743	104.5	1:49.980	92.38	0.951	14:17:18.276
4 -	42.601	127.4	41.049	25.827	104.7	1:49.477 (3)	92.80	0.448	14:19:07.753
5 -	42.516	127.2	41.010	25.503	105.7	1:49.029 (1)	93.18		14:20:56.782
6 -	42.970	129.6	41.481	26.168	105.0	1:50.619	91.84	1.590	14:22:47.401
7 -	43.091	127.3	41.563	25.901	103.3	1:50.555	91.90	1.526	14:24:37.956
8 -	43.203	127.5	41.070	25.503	103.3	1:49.776	92.55	0.747	14:26:27.732
9 -	42.370	124.6	41.198	25.592	103.0	1:49.160 (2)	93.07	0.131	14:28:16.892
10 -	42.679	123.5	41.313	25.886	103.3	1:49.878	92.46	0.849	14:30:06.770

P13 71 M3		Christoph BEINLICH		Honda - Beinlich Racing Team					
IDEAL LAP TIME : 1:48.994		BEST LAP TIME : 1:48.994		DIFFERENCE : 0.000					
LAP	SECTOR 1	SECTOR 2	SECTOR 3	LAP TIME	MPH	DIFF	TIME OF DAY		
1 -		129.9	41.681	25.926	105.2	1:57.149	86.72	8.155	14:13:34.382
2 -	42.956	128.1	41.157	26.031	104.7	1:50.144	92.24	1.150	14:15:24.526
3 -	43.030	126.1	41.399	25.882	105.5	1:50.311	92.10	1.317	14:17:14.837
4 -	42.969	126.9	41.718	26.142	106.0	1:50.829	91.67	1.835	14:19:05.666
5 -	42.993	128.1	41.252	26.604	104.7	1:50.849	91.65	1.855	14:20:56.515
6 -	43.029	129.4	41.529	26.097	105.5	1:50.655	91.81	1.661	14:22:47.170
7 -	43.352	127.5	41.617	26.379	105.0	1:51.348	91.24	2.354	14:24:38.518
8 -	43.065	128.1	41.342	25.661	105.0	1:50.068 (3)	92.30	1.074	14:26:28.586

Weather / Track : Bright / Dry

Assen

Circuit Length = 2.8222 miles

Start: 14:11 Flag 14:29 End: 14:32

MCRCB BULLETIN TK112

2015 MCE British Superbike Championship - Round 10

2015 HEL British Motostar Championship

RACE 1 - SECTOR ANALYSIS

SECTOR 1 = FL to I1, SECTOR 2 = I1 to I2, SECTOR 3 = I2 to FL, DIFF = Difference To Personal Best Lap

9 - 42.663 126.6 40.980 25.663 105.5 1:49.306 (2) 92.95 0.312 14:28:17.892
 10 - **42.632** 126.7 **40.743** **25.619** **106.0** **1:48.994 (1)** **93.21** **14:30:06.886**

P14 35 M3 Elliot LODGE		Honda - Essential Team Racing / SP125								
IDEAL LAP TIME : 1:49.091		BEST LAP TIME : 1:49.302		DIFFERENCE : 0.211						
LAP	SECTOR 1	SECTOR 2	SECTOR 3	LAP TIME	MPH	DIFF	TIME OF DAY			
1 -		129.6	41.821	26.261	104.7	1:57.855	86.20	8.553	14:13:35.088	
2 -	43.008	125.2	40.998	25.814	104.0	1:49.820 (3)	92.51	0.518	14:15:24.908	
3 -	42.991	126.2	41.115	26.055	104.0	1:50.161	92.23	0.859	14:17:15.069	
4 -	43.267	126.2	41.241	26.008	103.8	1:50.516	91.93	1.214	14:19:05.585	
5 -	43.368	127.8	41.021	26.245	102.3	1:50.634	91.83	1.332	14:20:56.219	
6 -	43.087	126.4	41.290	26.223	102.8	1:50.600	91.86	1.298	14:22:46.819	
7 -	43.133	126.3	41.772	26.170	103.3	1:51.075	91.47	1.773	14:24:37.894	
8 -	43.387	127.4	41.080	25.954	104.0	1:50.421	92.01	1.119	14:26:28.315	
9 -	42.641	126.2	40.826	25.835	104.0	1:49.302 (1)	92.95		14:28:17.617	
10 -	43.045	126.6	40.730	25.720	105.7	1:49.495 (2)	92.79	0.193	14:30:07.112	

P15 27 M3 Georgina POLDEN		KTM - RS Racing								
IDEAL LAP TIME : 1:49.007		BEST LAP TIME : 1:49.165		DIFFERENCE : 0.158						
LAP	SECTOR 1	SECTOR 2	SECTOR 3	LAP TIME	MPH	DIFF	TIME OF DAY			
1 -		131.4	42.100	25.961	106.2	1:58.285	85.89	9.120	14:13:35.518	
2 -	42.885	131.1	41.497	25.742	104.2	1:50.124	92.26	0.959	14:15:25.642	
3 -	42.391	130.8	41.033	26.119	107.8	1:49.543 (3)	92.75	0.378	14:17:15.185	
4 -	42.554	130.1	41.417	25.939	103.8	1:49.910	92.44	0.745	14:19:05.095	
5 -	42.655	129.0	42.043	26.493	105.2	1:51.191	91.37	2.026	14:20:56.286	
6 -	42.559	130.1	42.044	26.131	106.7	1:50.734	91.75	1.569	14:22:47.020	
7 -	43.027	126.7	41.638	26.521	106.5	1:51.186	91.37	2.021	14:24:38.206	
8 -	43.229	130.0	41.846	25.729	105.2	1:50.804	91.69	1.639	14:26:29.010	
9 -	42.377	131.0	40.990	25.809	106.5	1:49.176 (2)	93.06	0.011	14:28:18.186	
10 -	42.405	129.4	40.901	25.859	107.0	1:49.165 (1)	93.07		14:30:07.351	

P16 72 Cameron HORSMAN		EE125 - FAB-Racing								
IDEAL LAP TIME : 1:51.575		BEST LAP TIME : 1:52.464		DIFFERENCE : 0.889						
LAP	SECTOR 1	SECTOR 2	SECTOR 3	LAP TIME	MPH	DIFF	TIME OF DAY			
1 -		128.8	42.798	26.867	107.0	2:01.811	83.40	9.347	14:13:39.044	
2 -	43.782	128.0	42.735	26.951	105.2	1:53.468	89.54	1.004	14:15:32.512	
3 -	43.573	127.7	42.222	26.822	105.7	1:52.617 (2)	90.21	0.153	14:17:25.129	
4 -	43.279	126.9	42.626	27.582	104.7	1:53.487	89.52	1.023	14:19:18.616	
5 -	44.083	126.3	43.050	26.970	105.2	1:54.103	89.04	1.639	14:21:12.719	
6 -	44.284	127.7	42.406	26.413	105.0	1:53.103	89.83	0.639	14:23:05.822	
7 -	43.101	127.8	42.635	26.728	103.5	1:52.464 (1)	90.34		14:24:58.286	
8 -	43.115	126.4	42.366	27.154	105.0	1:52.635 (3)	90.20	0.171	14:26:50.921	
9 -	43.440	126.9	42.587	26.874	104.5	1:52.901	89.99	0.437	14:28:43.822	
10 -	44.326	125.9	42.061	27.180	104.7	1:53.567	89.46	1.103	14:30:37.389	

P17 2 M3 Joe THOMAS		Honda - Team ILR								
IDEAL LAP TIME : 1:52.141		BEST LAP TIME : 1:52.246		DIFFERENCE : 0.105						
LAP	SECTOR 1	SECTOR 2	SECTOR 3	LAP TIME	MPH	DIFF	TIME OF DAY			
1 -		123.0	42.895	26.861	100.3	2:01.654	83.51	9.408	14:13:38.887	
2 -	44.146	121.5	42.372	27.020	98.9	1:53.538	89.48	1.292	14:15:32.425	
3 -	44.606	122.4	41.999	26.721	101.4	1:53.326	89.65	1.080	14:17:25.751	
4 -	43.874	122.2	41.825	27.055	98.7	1:52.754 (2)	90.10	0.508	14:19:18.505	
5 -	44.822	121.9	42.081	26.805	101.4	1:53.708	89.35	1.462	14:21:12.213	
6 -	44.594	122.7	41.812	26.643	100.3	1:53.049	89.87	0.803	14:23:05.262	
7 -	43.703	121.7	42.212	27.328	100.9	1:53.243	89.72	0.997	14:24:58.505	
8 -	43.789	122.9	41.795	26.662	100.0	1:52.246 (1)	90.51		14:26:50.751	
9 -	43.741	121.7	42.217	26.804	100.5	1:52.762 (3)	90.10	0.516	14:28:43.513	
10 -	44.253	120.6	42.138	27.495	98.5	1:53.886	89.21	1.640	14:30:37.399	

Weather / Track : Bright / Dry

Assen

Circuit Length = 2.8222 miles

Start: 14:11 Flag 14:29 End: 14:32

MCRCB BULLETIN TK112

2015 MCE British Superbike Championship - Round 10

2015 HEL British Motostar Championship

RACE 1 - SECTOR ANALYSIS

SECTOR 1 = FL to I1, SECTOR 2 = I1 to I2, SECTOR 3 = I2 to FL, DIFF = Difference To Personal Best Lap

P18 84		Arne DE WINTERE		Kalex KTM - FPW Racing						
IDEAL LAP TIME : 1:52.183		BEST LAP TIME : 1:52.222		DIFFERENCE : 0.039						
LAP	SECTOR 1		SECTOR 2		SECTOR 3		LAP TIME	MPH	DIFF	TIME OF DAY
1 -		120.9	44.982	27.439	104.2	2:06.900	80.06	14.678	14:13:44.133	
2 -	45.285	127.9	43.348	27.071	103.3	1:55.704	87.81	3.482	14:15:39.837	
3 -	44.317	126.8	43.853	26.751	104.0	1:54.921	88.40	2.699	14:17:34.758	
4 -	44.084	127.4	43.080	26.667	104.5	1:53.831	89.25	1.609	14:19:28.589	
5 -	43.797	128.8	42.877	26.518	103.5	1:53.192 (3)	89.76	0.970	14:21:21.781	
6 -	44.344	126.2	42.478	26.585	103.3	1:53.407	89.59	1.185	14:23:15.188	
7 -	43.846	127.9	42.859	26.601	103.8	1:53.306	89.67	1.084	14:25:08.494	
8 -	43.437	127.0	42.509	26.398	103.0	1:52.344 (2)	90.43	0.122	14:27:00.838	
9 -	43.454	128.1	42.348	26.420	103.5	1:52.222 (1)	90.53		14:28:53.060	
10 -	43.674	126.7	43.105	27.131	103.0	1:53.910	89.19	1.688	14:30:46.970	

P19 3		Mark CLAYTON		Honda - SP125 / Refined Recruitment						
IDEAL LAP TIME : 1:53.205		BEST LAP TIME : 1:53.285		DIFFERENCE : 0.080						
LAP	SECTOR 1		SECTOR 2		SECTOR 3		LAP TIME	MPH	DIFF	TIME OF DAY
1 -		119.5	43.469	26.446	103.5	2:03.083	82.54	9.798	14:13:40.316	
2 -	44.816	123.0	43.059	26.405	103.3	1:54.280	88.90	0.995	14:15:34.596	
3 -	44.498	123.7	42.752	26.418	102.6	1:53.668 (2)	89.38	0.383	14:17:28.264	
4 -	44.088	125.5	42.832	26.365	103.0	1:53.285 (1)	89.68		14:19:21.549	
5 -	44.398	125.7	43.001	26.526	102.1	1:53.925 (3)	89.18	0.640	14:21:15.474	
6 -	44.426	123.1	43.241	26.865	101.2	1:54.532	88.71	1.247	14:23:10.006	
7 -	44.765	121.5	43.355	26.596	101.2	1:54.716	88.56	1.431	14:25:04.722	
8 -	44.599	122.1	43.269	26.835	100.7	1:54.703	88.57	1.418	14:26:59.425	
9 -	44.602	121.1	43.093	26.803	101.2	1:54.498	88.73	1.213	14:28:53.923	
10 -	44.674	121.4	43.716	27.650	99.6	1:56.040	87.55	2.755	14:30:49.963	

P20 34		Liam DELVES		Honda - Crucials Sauce / Banks Racing						
IDEAL LAP TIME : 1:53.571		BEST LAP TIME : 1:53.571		DIFFERENCE : 0.000						
LAP	SECTOR 1		SECTOR 2		SECTOR 3		LAP TIME	MPH	DIFF	TIME OF DAY
1 -		123.4	44.184	26.942	100.5	2:04.882	81.35	11.311	14:13:42.115	
2 -	44.842	121.9	43.228	26.856	100.7	1:54.926	88.40	1.355	14:15:37.041	
3 -	44.946	119.7	43.218	26.791	100.7	1:54.955	88.38	1.384	14:17:31.996	
4 -	44.745	120.1	42.862	26.764	100.7	1:54.371	88.83	0.800	14:19:26.367	
5 -	44.499	121.2	42.720	26.591	100.5	1:53.810 (2)	89.27	0.239	14:21:20.177	
6 -	44.570	120.5	42.819	26.770	98.9	1:54.159 (3)	89.00	0.588	14:23:14.336	
7 -	44.735	120.0	43.248	26.572	100.5	1:54.555	88.69	0.984	14:25:08.891	
8 -	44.466	120.8	42.556	26.549	99.4	1:53.571 (1)	89.46		14:27:02.462	
9 -	44.712	121.0	42.863	26.749	99.4	1:54.324	88.87	0.753	14:28:56.786	
10 -	44.828	119.3	42.850	27.077	99.6	1:54.755	88.53	1.184	14:30:51.541	

P21 16		Andrew SAWFORD		Aprilia - St Neots Motorcycle Co Ltd						
IDEAL LAP TIME : 1:52.136		BEST LAP TIME : 1:52.724		DIFFERENCE : 0.588						
LAP	SECTOR 1		SECTOR 2		SECTOR 3		LAP TIME	MPH	DIFF	TIME OF DAY
1 -		125.9	43.282	26.365	102.8	2:03.622	82.18	10.898	14:13:40.855	
2 -	44.534	128.0	42.854	26.557	103.8	1:53.945	89.16	1.221	14:15:34.800	
3 -	44.392	127.8	42.281	26.218	103.5	1:52.891 (3)	89.99	0.167	14:17:27.691	
4 -	44.135	126.3	42.362	26.246	103.3	1:52.743 (2)	90.11	0.019	14:19:20.434	
5 -	44.009	121.5	41.909	26.806	99.6	1:52.724 (1)	90.13		14:21:13.158	
6 -	44.860	124.9	43.907	26.825	100.3	1:55.592	87.89	2.868	14:23:08.750	
7 -	44.766	120.1	43.333	27.380	97.0	1:55.479	87.98	2.755	14:25:04.229	
8 -	46.029	114.2	42.786	27.668	92.2	1:56.483	87.22	3.759	14:27:00.712	
9 -	46.597	109.6	44.122	28.389	94.7	1:59.108	85.30	6.384	14:28:59.820	
10 -	47.207	118.1	44.208	29.470	86.8	2:00.885	84.04	8.161	14:31:00.705	

P22 21 M3		Richard KERR		Honda - Bob Wylie Racing						
IDEAL LAP TIME : 1:54.344		BEST LAP TIME : 1:55.167		DIFFERENCE : 0.823						
LAP	SECTOR 1		SECTOR 2		SECTOR 3		LAP TIME	MPH	DIFF	TIME OF DAY

Weather / Track : Bright / Dry

Assen

Circuit Length = 2.8222 miles

Start: 14:11 Flag 14:29 End: 14:32

MCRCB BULLETIN TK112

2015 MCE British Superbike Championship - Round 10

2015 HEL British Motostar Championship

RACE 1 - SECTOR ANALYSIS

SECTOR 1 = FL to I1, SECTOR 2 = I1 to I2, SECTOR 3 = I2 to FL, DIFF = Difference To Personal Best Lap

Lap	S1	S2	S3	MPH	Diff	Time of Day
1 -	122.5	42.899	27.923	98.3	2:01.807	83.41 6.640 14:13:39.040
2 -	45.114	114.2	43.836	27.793	86.8	1:56.743 87.03 1.576 14:15:35.783
3 -	47.907	106.0	44.516	28.556	81.9	2:00.979 83.98 5.812 14:17:36.762
4 -	48.786	108.8	43.500	27.624	97.4	1:59.910 84.73 4.743 14:19:36.672
5 -	45.973	116.2	42.684	27.489	98.5	1:56.146 87.47 0.979 14:21:32.818
6 -	44.542	118.3	43.117	27.508	97.6	1:55.167 (1) 88.22 14:23:27.985
7 -	45.243	116.0	44.140	27.385	99.1	1:56.768 87.01 1.601 14:25:24.753
8 -	44.813	115.7	43.361	27.381	98.5	1:55.555 87.92 0.388 14:27:20.308
9 -	44.870	115.9	42.893	27.517	99.1	1:55.280 (2) 88.13 0.113 14:29:15.588
10 -	44.279	116.9	43.196	27.820	100.0	1:55.295 (3) 88.12 0.128 14:31:10.883

P23 11		Stephen CAMPBELL		Honda - Campbell Racing			
IDEAL LAP TIME : 1:54.586		BEST LAP TIME : 1:55.036		DIFFERENCE : 0.450			
LAP	SECTOR 1	SECTOR 2	SECTOR 3	LAP TIME	MPH	DIFF	TIME OF DAY
1 -	121.4	44.645	27.297	98.7	2:06.318	80.43	11.282 14:13:43.551
2 -	45.971	118.4	44.386	27.146	98.9	1:57.503	86.46 2.467 14:15:41.054
3 -	46.209	118.5	43.320	27.614	98.7	1:57.143	86.73 2.107 14:17:38.197
4 -	45.885	117.4	43.910	27.216	98.3	1:57.011	86.83 1.975 14:19:35.208
5 -	45.600	118.2	43.782	27.087	97.8	1:56.469	87.23 1.433 14:21:31.677
6 -	45.439	119.0	43.829	27.299	98.9	1:56.567	87.16 1.531 14:23:28.244
7 -	45.183	119.4	43.837	26.916	97.8	1:55.936 (3)	87.63 0.900 14:25:24.180
8 -	45.421	118.9	43.695	27.419	98.3	1:56.535	87.18 1.499 14:27:20.715
9 -	45.355	120.6	43.370	26.730	99.4	1:55.455 (2)	88.00 0.419 14:29:16.170
10 -	44.598	118.0	43.258	27.180	100.0	1:55.036 (1)	88.32 14:31:11.206

P24 4		Louis VALLELEY		KTM - CM Racing			
IDEAL LAP TIME : 1:55.650		BEST LAP TIME : 1:55.840		DIFFERENCE : 0.190			
LAP	SECTOR 1	SECTOR 2	SECTOR 3	LAP TIME	MPH	DIFF	TIME OF DAY
1 -	119.6	44.577	27.151	99.4	2:06.522	80.30	10.682 14:13:43.755
2 -	46.316	117.9	43.965	27.174	98.9	1:57.455	86.50 1.615 14:15:41.210
3 -	45.705	117.4	43.642	27.923	99.4	1:57.270	86.63 1.430 14:17:38.480
4 -	45.972	117.5	43.817	27.322	99.1	1:57.111	86.75 1.271 14:19:35.591
5 -	45.590	118.7	43.702	27.371	98.7	1:56.663	87.08 0.823 14:21:32.254
6 -	45.385	118.9	43.522	27.255	99.6	1:56.162 (3)	87.46 0.322 14:23:28.416
7 -	45.533	117.6	43.814	27.302	99.4	1:56.649	87.10 0.809 14:25:25.065
8 -	45.195	117.7	43.459	27.186	98.9	1:55.840 (1)	87.70 14:27:20.905
9 -	45.040	118.0	43.484	27.522	98.7	1:56.046 (2)	87.55 0.206 14:29:16.951
10 -	45.042	117.5	43.687	27.580	98.1	1:56.309	87.35 0.469 14:31:13.260

P25 97 M3		Adam MOORE		Honda - Cresswell Racing			
IDEAL LAP TIME : 1:56.904		BEST LAP TIME : 1:57.238		DIFFERENCE : 0.334			
LAP	SECTOR 1	SECTOR 2	SECTOR 3	LAP TIME	MPH	DIFF	TIME OF DAY
1 -	121.1	44.758	28.139	95.3	2:07.977	79.39	10.739 14:13:45.210
2 -	46.580	117.9	45.175	28.900	97.8	2:00.655	84.20 3.417 14:15:45.865
3 -	46.439	115.4	45.302	28.162	98.1	1:59.903	84.73 2.665 14:17:45.768
4 -	46.293	118.2	44.407	28.141	98.3	1:58.841	85.49 1.603 14:19:44.609
5 -	45.876	118.1	44.016	27.756	96.6	1:57.648 (2)	86.36 0.410 14:21:42.257
6 -	46.201	118.6	44.306	27.841	98.5	1:58.348	85.84 1.110 14:23:40.605
7 -	45.805	119.3	44.019	28.108	96.6	1:57.932 (3)	86.15 0.694 14:25:38.537
8 -	45.642	116.6	44.042	28.333	97.6	1:58.017	86.09 0.779 14:27:36.554
9 -	45.449	117.8	44.413	28.124	99.4	1:57.986	86.11 0.748 14:29:34.540
10 -	45.540	118.9	43.699	27.999	98.7	1:57.238 (1)	86.66 14:31:31.778

P26 7		Jamie ASHBY		Honda - SP125 / JPA Racing			
IDEAL LAP TIME : 1:57.446		BEST LAP TIME : 1:57.482		DIFFERENCE : 0.036			
LAP	SECTOR 1	SECTOR 2	SECTOR 3	LAP TIME	MPH	DIFF	TIME OF DAY
1 -	122.0	44.990	27.944	99.6	2:08.577	79.01	11.095 14:13:45.810
2 -	46.338	119.8	45.051	28.968	98.9	2:00.357	84.41 2.875 14:15:46.167
3 -	46.240	118.9	44.699	27.868	98.3	1:58.807	85.51 1.325 14:17:44.974
4 -	46.512	118.1	44.672	27.824	98.5	1:59.008	85.37 1.526 14:19:43.982

Weather / Track : Bright / Dry

Assen

Circuit Length = 2.8222 miles

Start: 14:11 Flag 14:29 End: 14:32

MCRCB BULLETIN TK112

2015 MCE British Superbike Championship - Round 10

2015 HEL British Motostar Championship

RACE 1 - SECTOR ANALYSIS

SECTOR 1 = FL to I1, SECTOR 2 = I1 to I2, SECTOR 3 = I2 to FL, DIFF = Difference To Personal Best Lap

5 -	46.005	118.2	44.352	28.090	98.5	1:58.447	85.77	0.965	14:21:42.429
6 -	45.922	118.9	44.260	27.705	97.6	1:57.887 (3)	86.18	0.405	14:23:40.316
7 -	45.960	118.6	44.022	28.309	97.0	1:58.291	85.89	0.809	14:25:38.607
8 -	45.822	120.5	44.058	27.602	97.6	1:57.482 (1)	86.48		14:27:36.089
9 -	45.845	117.9	44.248	27.694	97.4	1:57.787 (2)	86.25	0.305	14:29:33.876
10 -	45.857	117.7	44.586	27.648	100.7	1:58.091	86.03	0.609	14:31:31.967

P27	50	Steve LAWTON	KTM - Cresswell Racing						
IDEAL LAP TIME : 1:56.838		BEST LAP TIME : 1:57.448		DIFFERENCE : 0.610					

LAP	SECTOR 1		SECTOR 2		SECTOR 3		LAP TIME	MPH	DIFF	TIME OF DAY
1 -		118.3	44.948	28.032	96.8	2:08.842	78.85	11.394	14:13:46.075	
2 -	46.651	116.3	44.354	29.006	96.4	2:00.011	84.66	2.563	14:15:46.086	
3 -	46.750	118.0	44.464	27.962	96.6	1:59.176	85.25	1.728	14:17:45.262	
4 -	46.405	112.1	44.715	28.391	96.8	1:59.511	85.01	2.063	14:19:44.773	
5 -	46.431	117.0	43.717	27.821	94.9	1:57.969	86.12	0.521	14:21:42.742	
6 -	46.522	114.6	44.195	28.117	96.0	1:58.834	85.49	1.386	14:23:41.576	
7 -	46.051	114.0	43.726	27.808	93.9	1:57.585 (2)	86.40	0.137	14:25:39.161	
8 -	46.337	113.5	43.290	28.051	95.5	1:57.678 (3)	86.33	0.230	14:27:36.839	
9 -	45.740	115.3	43.735	27.973	96.0	1:57.448 (1)	86.50		14:29:34.287	
10 -	46.017	114.4	43.952	28.029	97.2	1:57.998	86.10	0.550	14:31:32.285	

P28	18	Clint CLARKE	Honda - Gasket						
IDEAL LAP TIME : 1:58.235		BEST LAP TIME : 1:58.675		DIFFERENCE : 0.440					

LAP	SECTOR 1		SECTOR 2		SECTOR 3		LAP TIME	MPH	DIFF	TIME OF DAY
1 -		120.2	44.890	28.297	93.5	2:09.266	78.59	10.591	14:13:46.499	
2 -	47.898	113.4	44.777	28.362	94.9	2:01.037	83.94	2.362	14:15:47.536	
3 -	46.446	115.6	44.469	27.760	95.5	1:58.675 (1)	85.61		14:17:46.211	
4 -	46.658	116.1	44.494	27.787	97.2	1:58.939 (2)	85.42	0.264	14:19:45.150	
5 -	47.270	114.9	44.417	28.133	94.7	1:59.820	84.79	1.145	14:21:44.970	
6 -	46.884	115.2	44.486	28.464	94.7	1:59.834	84.78	1.159	14:23:44.804	
7 -	46.848	114.9	45.266	29.283	93.4	2:01.397	83.69	2.722	14:25:46.201	
8 -	48.188	111.7	45.429	28.594	94.9	2:02.211	83.13	3.536	14:27:48.412	
9 -	47.226	115.6	44.029	27.824	96.6	1:59.079 (3)	85.32	0.404	14:29:47.491	

P29	17	Wesley JONKER	Luyten Honda - Racing Family						
IDEAL LAP TIME : 1:51.401		BEST LAP TIME : 1:51.951		DIFFERENCE : 0.550					

LAP	SECTOR 1		SECTOR 2		SECTOR 3		LAP TIME	MPH	DIFF	TIME OF DAY
1 -		122.9	42.695	26.411	101.9	2:00.775	84.12	8.824	14:13:38.008	
2 -	44.077	122.1	42.483	26.704	101.2	1:53.264	89.70	1.313	14:15:31.272	
3 -	44.317	121.4	42.416	26.751	101.6	1:53.484	89.52	1.533	14:17:24.756	
4 -	43.994	122.2	42.478	27.917	100.9	1:54.389	88.82	2.438	14:19:19.145	
5 -	44.470	123.8	42.209	26.627	101.2	1:53.306	89.67	1.355	14:21:12.451	
6 -	44.690	124.0	42.400	26.491	101.2	1:53.581	89.45	1.630	14:23:06.032	
7 -	43.755	123.1	41.927	27.555	100.0	1:53.237 (3)	89.72	1.286	14:24:59.269	
8 -	43.664	122.3	41.326	26.961	100.9	1:51.951 (1)	90.75		14:26:51.220	
9 -	44.049	124.6	41.788	26.942	101.4	1:52.779 (2)	90.08	0.828	14:28:43.999	

P30	65	Josh OWENS	Honda - JPL Racing						
IDEAL LAP TIME : 1:51.325		BEST LAP TIME : 1:51.743		DIFFERENCE : 0.418					

LAP	SECTOR 1		SECTOR 2		SECTOR 3		LAP TIME	MPH	DIFF	TIME OF DAY
1 -		122.4	43.385	26.474	100.0	2:02.931	82.64	11.188	14:13:40.164	
2 -	45.154	122.9	42.610	26.389	100.0	1:54.153	89.00	2.410	14:15:34.317	
3 -	44.104	119.1	42.310	26.380	99.1	1:52.794	90.07	1.051	14:17:27.111	
4 -	43.544	120.3	41.401	26.798	99.1	1:51.743 (1)	90.92		14:19:18.854	
5 -	44.478	119.3	42.149	26.550	97.2	1:53.177	89.77	1.434	14:21:12.031	
6 -	44.381	118.5	41.507	26.693	97.6	1:52.581 (3)	90.24	0.838	14:23:04.612	
7 -	44.410	114.9	42.313	27.401	99.6	1:54.124	89.02	2.381	14:24:58.736	
8 -	43.691	120.6	41.475	26.678	97.6	1:51.844 (2)	90.84	0.101	14:26:50.580	
9 -	44.553	120.0	41.899	27.310	99.1	1:53.762	89.31	2.019	14:28:44.342	

Weather / Track : Bright / Dry

Assen

Circuit Length = 2.8222 miles

Start: 14:11 Flag 14:29 End: 14:32

MCRCB BULLETIN TK112

2015 MCE British Superbike Championship - Round 10

2015 HEL British Motostar Championship

RACE 1 - SECTOR ANALYSIS

SECTOR 1 = FL to I1, SECTOR 2 = I1 to I2, SECTOR 3 = I2 to FL, DIFF = Difference To Personal Best Lap

P31 24		Tasia RODINK		Honda - Promemo Racing					
IDEAL LAP TIME : 1:52.134		BEST LAP TIME : 1:52.448		DIFFERENCE : 0.314					
LAP	SECTOR 1	SECTOR 2	SECTOR 3	LAP TIME	MPH	DIFF	TIME OF DAY		
1 -		125.6	43.350	26.545	101.9	2:02.602	82.87	10.154	14:13:39.835
2 -	44.678	123.9	42.739	26.680	97.6	1:54.097	89.04	1.649	14:15:33.932
3 -	44.489	123.3	42.456	26.408	102.1	1:53.353	89.63	0.905	14:17:27.285
4 -	44.120	122.5	42.230	26.474	101.4	1:52.824 (3)	90.05	0.376	14:19:20.109
5 -	44.124	124.0	41.840	26.986	100.9	1:52.950	89.95	0.502	14:21:13.059
6 -	44.789	124.2	41.797	26.579	101.9	1:53.165	89.78	0.717	14:23:06.224
7 -	44.051	124.2	41.675	26.981	100.7	1:52.707 (2)	90.14	0.259	14:24:58.931
8 -	44.188	123.4	41.693	26.567	100.9	1:52.448 (1)	90.35		14:26:51.379
9 -	44.137	125.3	42.091	26.833	101.2	1:53.061	89.86	0.613	14:28:44.440

P32 98 M3		Tomas DE VRIES		Honda - DAT Racing					
IDEAL LAP TIME : 1:50.082		BEST LAP TIME : 1:50.082		DIFFERENCE : 0.000					
LAP	SECTOR 1	SECTOR 2	SECTOR 3	LAP TIME	MPH	DIFF	TIME OF DAY		
1 -		127.9	41.881	26.062	105.2	1:57.569	86.41	7.487	14:13:34.802
2 -	43.322	124.6	41.562	26.190	104.5	1:51.074 (3)	91.47	0.992	14:15:25.876
3 -	43.252	124.9	41.246	26.425	102.3	1:50.923 (2)	91.59	0.841	14:17:16.799
4 -	43.557	124.2	41.314	26.359	104.0	1:51.230	91.34	1.148	14:19:08.029
5 -	42.865	125.3	41.196	26.021	102.8	1:50.082 (1)	92.29		14:20:58.111
6 -	43.083	124.5	41.211	IN PIT		3:13.724 P	52.44	1:23.642	14:24:11.835

P33 8 M3		TJ TOMS		Repli-Cast Moto 3 - Repli-Cast UK					
IDEAL LAP TIME : 1:52.654		BEST LAP TIME : 1:52.654		DIFFERENCE : 0.000					
LAP	SECTOR 1	SECTOR 2	SECTOR 3	LAP TIME	MPH	DIFF	TIME OF DAY		
1 -		125.2	43.231	26.482	103.3	2:02.257	83.10	9.603	14:13:39.490
2 -	44.469	122.7	43.226	26.588	101.9	1:54.283	88.90	1.629	14:15:33.773
3 -	43.964	123.3	42.861	26.645	101.6	1:53.470 (2)	89.54	0.816	14:17:27.243
4 -	44.148	122.3	43.397	26.299	104.2	1:53.844 (3)	89.24	1.190	14:19:21.087
5 -	43.768	124.9	42.634	26.252	103.0	1:52.654 (1)	90.18		14:21:13.741

P34 99 M3		Miguel CORREIA-LOURENCO		Kalex KTM - Racing Team Noord Nederland					
IDEAL LAP TIME : 1:52.830		BEST LAP TIME : 1:53.125		DIFFERENCE : 0.295					
LAP	SECTOR 1	SECTOR 2	SECTOR 3	LAP TIME	MPH	DIFF	TIME OF DAY		
1 -		122.6	43.080	26.730		2:02.944	82.64	9.819	14:13:40.177
2 -	44.348	123.2	43.201	26.734		1:54.283	88.90	1.158	14:15:34.460
3 -	44.402	124.3	42.150	26.821		1:53.373 (2)	89.61	0.248	14:17:27.833
4 -	44.323	123.9	42.300	26.502	101.4	1:53.125 (1)	89.81		14:19:20.958
5 -	44.830	123.9	42.046	26.504	99.6	1:53.380 (3)	89.61	0.255	14:21:14.338

P35 29 D		Sven GREVINK		Honda - DS Racing					
IDEAL LAP TIME :		BEST LAP TIME :		DIFFERENCE :					
LAP	SECTOR 1	SECTOR 2	SECTOR 3	LAP TIME	MPH	DIFF	TIME OF DAY		
1 -	89.7	55.885	IN PIT	2:24.236 P	70.44				14:14:01.469

MCRCB BULLETIN TK113**2015 MCE British Superbike Championship - Round 10****2015 HEL British Motostar Championship****RACE 1 - BEST SPEEDS**

POS	INTERMEDIATE 1			INTERMEDIATE 2			FINISH LINE		
	NO	NAME	MPH	NO	NAME	MPH	NO	NAME	MPH
1	6	TAYLOR	133.0				6	TAYLOR	109.3
2	95	DEROUE	131.7				95	DEROUE	109.1
3	27	POLDEN	131.4				47	ARCHER	108.0
4	47	ARCHER	131.4				27	POLDEN	107.8
5	61	DUBBINK	131.0				52	BOERBOOM	107.5
6	26	SAEZ	130.6				61	DUBBINK	107.2
7	52	BOERBOOM	130.1				26	SAEZ	107.0
8	71	BEINLICH	129.9				72	HORSMAN	107.0
9	35	LODGE	129.6				62	VAN DER VALK	106.5
10	28	KOOPMAN	129.6				71	BEINLICH	106.0
11	72	HORSMAN	128.8				35	LODGE	105.7
12	84	DE WINTERE	128.8				28	KOOPMAN	105.7
13	62	VAN DER VALK	128.5				98	DE VRIES	105.2
14	16	SAWFORD	128.0				42	SLOOTEN	105.0
15	98	DE VRIES	127.9				86	NESBITT	104.7
16	1	RENDELL	127.3				84	DE WINTERE	104.5
17	42	SLOOTEN	126.4				1	RENDELL	104.2
18	86	NESBITT	126.4				8	TOMS	104.2
19	3	CLAYTON	125.7				16	SAWFORD	103.8
20	25	BROUWERS	125.7				25	BROUWERS	103.8
21	24	RODINK	125.6				3	CLAYTON	103.5
22	8	TOMS	125.2				24	RODINK	102.1
23	99	CORREIA-LOURENCO	125.0				17	JONKER	101.9
24	17	JONKER	124.6				2	THOMAS	101.4
25	34	DELVES	123.4				99	CORREIA-LOURENCO	101.4
26	2	THOMAS	123.0				7	ASHBY	100.7
27	65	OWENS	122.9				34	DELVES	100.7
28	21	KERR	122.5				11	CAMPBELL	100.0
29	7	ASHBY	122.0				21	KERR	100.0
30	11	CAMPBELL	121.4				65	OWENS	100.0
31	97	MOORE	121.1				4	VALLELEY	99.6
32	18	CLARKE	120.2				97	MOORE	99.4
33	4	VALLELEY	119.6				18	CLARKE	97.2
34	50	LAWTON	118.3				50	LAWTON	97.2
35	29	GREVINK	89.7						
36									

Weather / Track : Bright / Dry

Assen

Circuit Length = 2.8222 miles

Start: 14:11 Flag 14:29 End: 14:32

Results can be found at www.tsl-timing.com

Printed - 14:35 Saturday, 19 September 2015

MCRCB BULLETIN TK114

2015 MCE British Superbike Championship - Round 10

2015 HEL British Motostar Championship

RACE 1 - BEST SECTORS

SECTOR 1			SECTOR 2			SECTOR 3			IDEAL / BEST COMPARISON						
POS	NO	NAME	TIME	NO	NAME	TIME	NO	NAME	TIME	POS	NO	NAME	IDEAL	BEST	DIFF
													PERFECT LAP	1:46.199	
1	95	DEROUE	41.489	6	TAYLOR	39.867	61	DUBBINK	24.843	1	6	TAYLOR	1:46.304	1:46.526	0.222
2	6	TAYLOR	41.573	25	BROUWERS	39.973	26	SAEZ	24.845	2	26	SAEZ	1:46.661	1:47.248	0.587
3	26	SAEZ	41.745	61	DUBBINK	40.005	6	TAYLOR	24.864	3	61	DUBBINK	1:46.911	1:47.276	0.365
4	47	ARCHER	41.832	26	SAEZ	40.071	47	ARCHER	24.988	4	95	DEROUE	1:46.923	1:47.234	0.311
5	52	BOERBOOM	41.977	95	DEROUE	40.246	52	BOERBOOM	25.045	5	47	ARCHER	1:47.068	1:47.256	0.188
6	62	VAN DER VALK	41.998	47	ARCHER	40.248	25	BROUWERS	25.084	6	25	BROUWERS	1:47.150	1:47.205	0.055
7	61	DUBBINK	42.063	62	VAN DER VALK	40.261	95	DEROUE	25.188	7	52	BOERBOOM	1:47.443	1:47.619	0.176
8	25	BROUWERS	42.093	52	BOERBOOM	40.421	62	VAN DER VALK	25.219	8	62	VAN DER VALK	1:47.478	1:47.835	0.357
9	86	NESBITT	42.147	1	RENDELL	40.638	1	RENDELL	25.319	9	86	NESBITT	1:48.353	1:48.353	0.000
10	28	KOOPMAN	42.370	35	LODGE	40.730	86	NESBITT	25.475	10	1	RENDELL	1:48.388	1:48.580	0.192
11	27	POLDEN	42.377	86	NESBITT	40.731	28	KOOPMAN	25.503	11	28	KOOPMAN	1:48.883	1:49.029	0.146
12	1	RENDELL	42.431	71	BEINLICH	40.743	42	SLOOTEN	25.509	12	71	BEINLICH	1:48.994	1:48.994	0.000
13	71	BEINLICH	42.632	42	SLOOTEN	40.857	71	BEINLICH	25.619	13	27	POLDEN	1:49.007	1:49.165	0.158
14	35	LODGE	42.641	27	POLDEN	40.901	35	LODGE	25.720	14	35	LODGE	1:49.091	1:49.302	0.211
15	42	SLOOTEN	42.744	28	KOOPMAN	41.010	27	POLDEN	25.729	15	42	SLOOTEN	1:49.110	1:49.262	0.152
16	98	DE VRIES	42.865	98	DE VRIES	41.196	98	DE VRIES	26.021	16	98	DE VRIES	1:50.082	1:50.082	0.000
17	72	HORSMAN	43.101	17	JONKER	41.326	16	SAWFORD	26.218	17	65	OWENS	1:51.325	1:51.743	0.418
18	84	DE WINTERE	43.437	65	OWENS	41.401	8	TOMS	26.252	18	17	JONKER	1:51.401	1:51.951	0.550
19	65	OWENS	43.544	24	RODINK	41.675	3	CLAYTON	26.365	19	72	HORSMAN	1:51.575	1:52.464	0.889
20	17	JONKER	43.664	2	THOMAS	41.795	65	OWENS	26.380	20	24	RODINK	1:52.134	1:52.448	0.314
21	2	THOMAS	43.703	16	SAWFORD	41.909	84	DE WINTERE	26.398	21	16	SAWFORD	1:52.136	1:52.724	0.588
22	8	TOMS	43.768	99	CORREIA-LOUREN	42.046	24	RODINK	26.408	22	2	THOMAS	1:52.141	1:52.246	0.105
23	16	SAWFORD	44.009	72	HORSMAN	42.061	17	JONKER	26.411	23	84	DE WINTERE	1:52.183	1:52.222	0.039
24	24	RODINK	44.051	84	DE WINTERE	42.348	72	HORSMAN	26.413	24	8	TOMS	1:52.654	1:52.654	0.000
25	3	CLAYTON	44.088	34	DELVES	42.556	99	CORREIA-LOUREN	26.502	25	99	CORREIA-LOUREN	1:52.830	1:53.125	0.295
26	21	KERR	44.279	8	TOMS	42.634	34	DELVES	26.549	26	3	CLAYTON	1:53.205	1:53.285	0.080
27	99	CORREIA-LOUREN	44.282	21	KERR	42.684	2	THOMAS	26.643	27	34	DELVES	1:53.571	1:53.571	0.000
28	34	DELVES	44.466	3	CLAYTON	42.752	11	CAMPBELL	26.730	28	21	KERR	1:54.344	1:55.167	0.823
29	11	CAMPBELL	44.598	11	CAMPBELL	43.258	4	VALLELEY	27.151	29	11	CAMPBELL	1:54.586	1:55.036	0.450
30	4	VALLELEY	45.040	50	LAWTON	43.290	21	KERR	27.381	30	4	VALLELEY	1:55.650	1:55.840	0.190
31	97	MOORE	45.449	4	VALLELEY	43.459	7	ASHBY	27.602	31	50	LAWTON	1:56.838	1:57.448	0.610
32	50	LAWTON	45.740	97	MOORE	43.699	97	MOORE	27.756	32	97	MOORE	1:56.904	1:57.238	0.334
33	7	ASHBY	45.822	7	ASHBY	44.022	18	CLARKE	27.760	33	7	ASHBY	1:57.446	1:57.482	0.036
34	18	CLARKE	46.446	18	CLARKE	44.029	50	LAWTON	27.808	34	18	CLARKE	1:58.235	1:58.675	0.440
35				29	GREVINK	55.885				35	29	GREVINK			
36															

Weather / Track : Bright / Dry

Assen

Circuit Length = 2.8222 miles

Start: 14:11 Flag 14:29 End: 14:32

Results can be found at www.tsl-timing.com

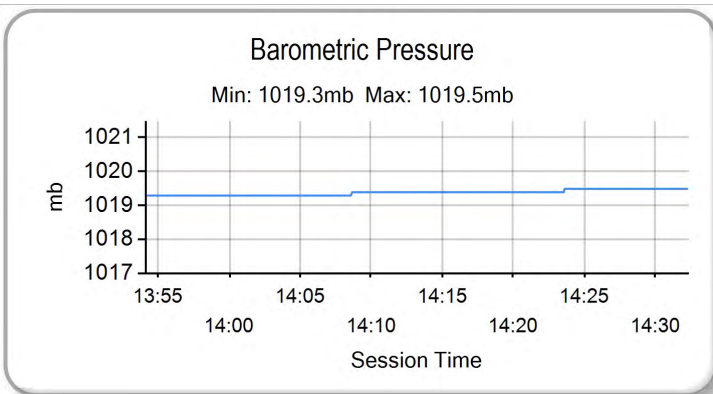
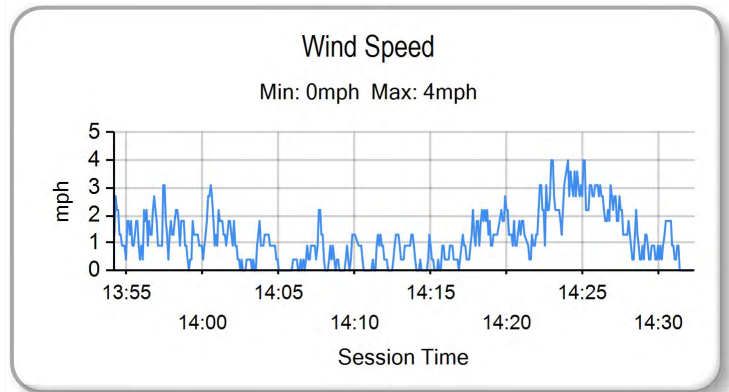
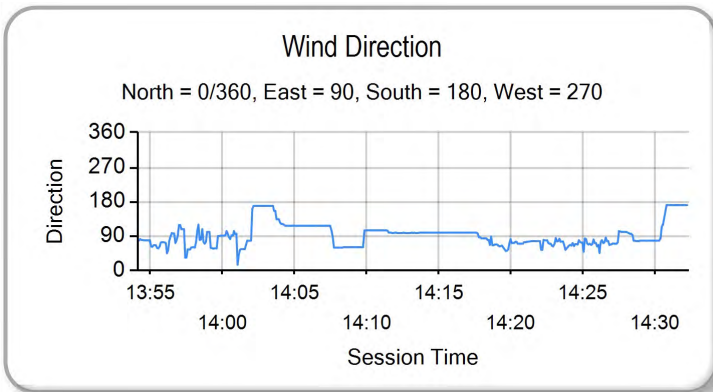
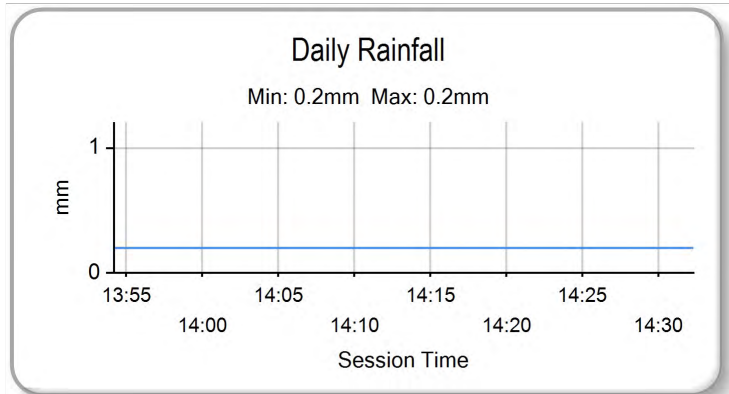
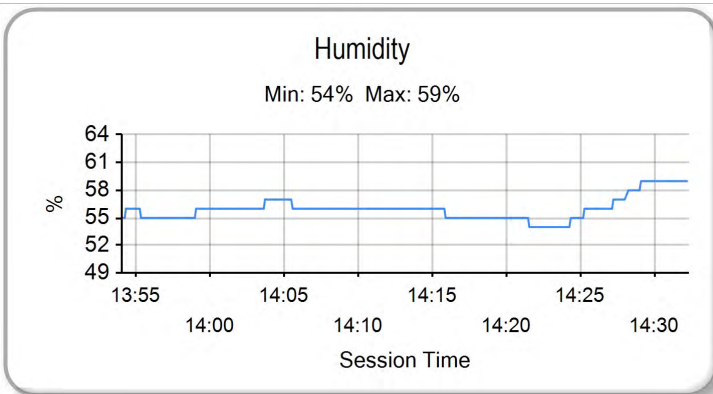
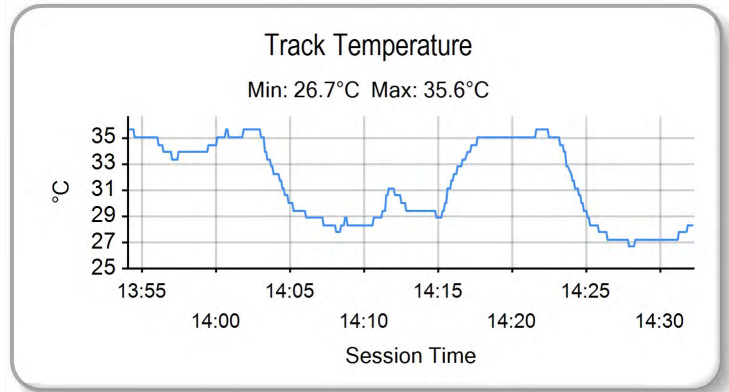
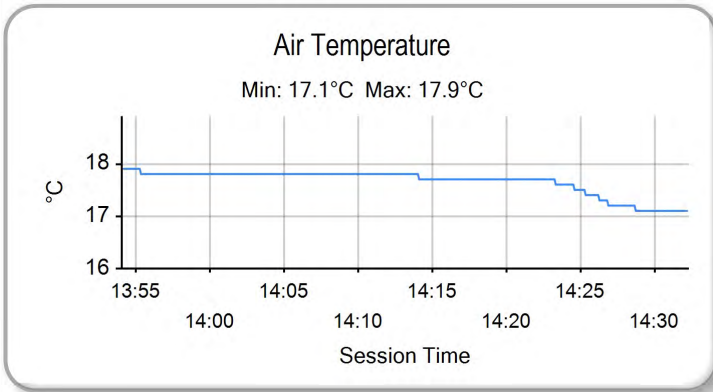
Printed - 14:35 Saturday, 19 September 2015

MCRCB BULLETIN TK115

2015 MCE British Superbike Championship - Round 10

2015 HEL British Motostar Championship

RACE 1 - WEATHER CONDITIONS



Weather / Track : Bright / Dry

Results can be found at www.tsl-timing.com

Assen
Circuit Length = 2.8222 miles
Start: 14:11 Flag 14:29 End: 14:32

Printed - 14:35 Saturday, 19 September 2015

MCRCB BULLETIN TK116

2015 HEL Performance British Motostar Championship MOTO 3 POINTS AFTER ROUND 17

	TOTAL	GAP	DIFF	4th-6th April Donington Park	17th-19th April Brands Hatch Indy	2nd-4th May Oulton Park	19th-21st June Snetterton	3rd-5th July Knockhill	17th-19th July Brands Hatch GP	31st July-2nd August Thruxton	21st-23rd August Cadwell Park	4th-6th Sept Oulton Park	18th-20th September Assen	2nd-4th October Silverstone	16th-18th October Brands Hatch - GP
Scott DEROUÉ	348			25	20 25	13	25 20	20 20	20 25	20 25	20 25	25 20			
Taz TAYLOR	314	34		20 16	25 20	25	25	25 25	25 20	25 13	25		25		
Edward RENDELL	194	154	120	16 13	16 16	20	16 16	13 16	8 16		11		10 7		
Dani SAEZ	177	171	17	11	8 9	8	20 8	16 10	13 13	16 16		13 16			
Jorel BOERBOOM	157	191	20	10	10 13	10	13	13	11 11	6 8	11 20	11 10			
Charlie NESBITT	155	193	2	8	13	7	10 11	11 8	16	13 20	16	16 6			
Jake ARCHER	115	233	40	3	7 6	11		1 9	11 10	13 13	20 11				
Alex PERSSON	106	242	9		9 11	16	13 9	9 11	10	9 9					
Vasco VAN DER VALK	106	242	0	9 4	1 2	1	4 7	8 9	7 7	5 4	10 11	9 8			
Elliot LODGE	101	247	5	8 6	5 5	6	9	10 7	6 9	4 3	7 9	5 2			
Georgina POLDEN	95	253	6	13	8	9	8	2 6	4 8	10 6	5 8	7 1			
Mike BROUWERS	82	266	13	3	1		6 3	4	5 10	8 7	8 10	8 9			
Brian SLOOTEN	71	277	11	7 7	4 7	3	5 6		3 5	2	6 5	6 5			
Joe THOMAS	54	294	17	11 9	2 4	2	2 2	6	2 6	3 2	3				
Christoph BEINLICH	49	299	5		11 10	4	11 10						3		
Brad RAY	45	303	4	25 20											
Richard KERR	40	308	5	4				7 5		1 1	3 16	3			
Edmund BEST	38	310	2	2			4	1 3	1	7 5	9 6				
Joseph THOMPSON	30	318	8	10 5	3		7 5								
Tomas DE VRIES	30	318	0	5 1			3 1	3 2	4		4 7				
Joel MARKLUND	26	322	4	6	6	5		5 4							
Ernst DUBBINK	13	335	13										13		
TJ TOMS	10	338	3				1		3		2 4				
Sam BURMAN	9	339	1						2		1 2	4			
Dennis KOOPMAN	4	344	5										4		
Asher DURHAM	3	345	1		3										

MCRCB BULLETIN TK117

2015 HEL Performance British Motostar Championship 125GP POINTS AFTER ROUND 17

	TOTAL	GAP	DIFF	4th-6th April Donington Park	17th-19th April Brands Hatch Indy	2nd-4th May Oulton Park	19th-21st June Snetterton	3rd-5th July Knockhill	17th-19th July Brands Hatch GP	31st July-2nd August Thruxton	21st-23rd August Cadwell Park	4th-6th Sept Oulton Park	18th-20th September Assen	2nd-4th October Silverstone	16th-18th October Brands Hatch - GP
Josh OWENS	333			10 25	25 25	25	25 25	25 20	25 20	25	20 25	13			
Andrew SAWFORD	235	98		25 20	20	16	13 13	20	9 11	20 9	16 20	10 13			
Mark CLAYTON	233	100	2	16 10	16 13	20	10 20	13 13	13 13	16	13 16	11 20			
Cameron HORSMAN	203	130	30	6 7	9		11	25	20 25	25	25	25 25			
Liam DELVES	191	142	12	11 13	7 8	10	7 9	16 16	7 8	8 20	9 10	16 16			
Wesley JONKER	164	169	27	13 16	9 10	11	20 16		8	9 13	10 9	20			
Jamie EDWARDS	144	189	20	4 11	13 16	9	11 10	8 8	9	11 16	11	7			
Tasia RODINK	142	191	2	8 8	11 7	5	9 8	10 9	10 10	10 11	11 7	8			
Ryan LONGSHAW	131	202	11	20 9	10 20	13	16	11	16 16						
Stephen CAMPBELL	129	204	2	9	8 11	7	6	11 10	11	13 10	13	9 11			
Jamie ASHBY	120	213	9	7 6	5 6	6	8 7	9 7	6 7	7 8	8 8	6 9			
Louis VALLELEY	40	293	80	5	6	8					6	5 10			
David WALES	31	302	9				5 5		5 6		5 5				
Adam MOORE	14	319	17	3	5	6									
Edgar MACHADO	13	320	1								7 6				
Steve LAWTON	8	325	5									8			
Clint CLARKE	7	326	1									7			
Bryn OWEN	5	328	2	5											



POS	NO	CL	PIC NAME	ENTRY	TIME	ON	LAPS	GAP	DIFF	MPH
1	95	M3	1 Scott DEROUÉ	KTM - Redline KTM	1:53.796	5	5			89.28
2	1	M3	2 Edward RENDELL	Ten Kate Honda - Banks Racing	1:57.636	4	4	3.840	3.840	86.36
3	52	M3	3 Jorel BOERBOOM	Kalex KTM - FPW Racing	1:58.351	4	4	4.555	0.715	85.84
4	6	M3	4 Taz TAYLOR	KTM - RS Racing	1:58.638	4	4	4.842	0.287	85.64
5	47	M3	5 Jake ARCHER	Honda - RS Racing	1:59.240	4	4	5.444	0.602	85.20
6	71	M3	6 Christoph BEINLICH	Honda - Beinlich Racing Team	2:01.142	4	4	7.346	1.902	83.86
7	3		1 Mark CLAYTON	Honda - SP125 / Refined Recruitment	2:02.602	4	4	8.806	1.460	82.87
8	72		2 Cameron HORSMAN	EE125 - FAB-Racing	2:02.892	4	4	9.096	0.290	82.67
9	65		3 Josh OWENS	Honda - JPL Racing	2:03.682	4	4	9.886	0.790	82.14
10	42	M3	7 Brian SLOOTEN	Honda - Bakker Frames Holland	2:03.890	4	4	10.094	0.208	82.00
11	86	M3	8 Charlie NESBITT	Repli-Cast Moto 3 - Repli-Cast UK	2:03.918	4	4	10.122	0.028	81.99
12	11		4 Stephen CAMPBELL	Honda - Campbell Racing	2:03.999	4	4	10.203	0.081	81.93
13	8	M3	9 TJ TOMS	Repli-Cast Moto 3 - Repli-Cast UK	2:04.245	3	3	10.449	0.246	81.77
14	34		5 Liam DELVES	Honda - Crucials Sauce / Banks Racing	2:04.753	4	4	10.957	0.508	81.44
15	27	M3	10 Georgina POLDEN	KTM - RS Racing	2:04.795	4	4	10.999	0.042	81.41
16	24		6 Tasia RODINK	Honda - Promemo Racing	2:05.810	4	4	12.014	1.015	80.75
17	28	D	1 Dennis KOOPMAN	Honda - BV Racing Moto 3	2:06.198	3	3	12.402	0.388	80.50
18	16		7 Andrew SAWFORD	Aprilia - St Neots Motorcycle Co Ltd	2:06.285	4	4	12.489	0.087	80.45
19	17		8 Wesley JONKER	Luyten Honda - Racing Family	2:06.945	4	4	13.149	0.660	80.03
20	84	M3	11 Arne DE WINTERE	Kalex KTM - FPW Racing	2:07.668	4	4	13.872	0.723	79.58
21	7		9 Jamie ASHBY	Honda - SP125 / JPA Racing	2:09.517	4	4	15.721	1.849	78.44
22	113	D	2 Walid SOPPE	Honda - Ernst Duddink Eveno Racing	2:13.463	4	4	19.667	3.946	76.12
23	50		10 Steve LAWTON	KTM - Cresswell Racing	2:16.030	4	4	22.234	2.567	74.69
24	4		11 Louis VALLELEY	KTM - CM Racing	2:17.034	3	3	23.238	1.004	74.14
25	29	D	3 Sven GREVINK	Honda - DS Racing			3			
26	18		12 Clint CLARKE	Honda - Gasket			2			
27	97	M3	12 Adam MOORE	Honda - Cresswell Racing			1			
28	25	M3	13 Mike BROUWERS	Honda - Joma / Brouwersracingteam			1			
29	99	M3	14 Miguel CORREIA-LOURENCO	Kalex KTM - Racing Team Noord Nederland			1			
30	21	M3	15 Richard KERR	Honda - Bob Wylie Racing			1			
31	26	M3	16 Dani SAEZ	Repli-Cast Moto 3 - Repli-Cast - Armstrong			1			

Assen

Circuit Length = 2.8222 miles

Start: 09:37 Flag 09:45 End: 09:47

Weather / Track : Cloudy / Wet

These results are provisional until the conclusion of any judicial and technical matters.

Race Director :	Stewards :	Timekeeper :
-----------------	------------	--------------

Results can be found at www.britishsuperbike.com

Printed - 09:47 Sunday, 20 September 2015



MCRCB BULLETIN TK180

2015 MCE British Superbike Championship - Round 10

2015 HEL British Motostar Championship

WARM-UP - SECTOR ANALYSIS

SECTOR 1 = FL to I1, SECTOR 2 = I1 to I2, SECTOR 3 = I2 to FL, DIFF = Difference To Personal Best Lap

P1		95 M3		Scott DEROUÉ		KTM - Redline KTM			
IDEAL LAP TIME : 1:53.796		BEST LAP TIME : 1:53.796		DIFFERENCE : 0.000					
LAP	SECTOR 1	SECTOR 2	SECTOR 3	LAP TIME	MPH	DIFF	TIME OF DAY		
1 -	OUTLAP	126.6	46.445	27.702	105.2		09:38:59.439		
2 -	46.063	127.8	44.441	27.013	106.2	1:57.517	86.45	3.721	09:40:56.956
3 -	45.046	128.0	43.910	26.432	107.0	1:55.388 (3)	88.05	1.592	09:42:52.344
4 -	44.658	127.8	43.426	26.515	106.5	1:54.599 (2)	88.65	0.803	09:44:46.943
5 -	44.213	128.8	43.369	26.214	106.5	1:53.796 (1)	89.28		09:46:40.739

P2		1 M3		Edward RENDELL		Ten Kate Honda - Banks Racing			
IDEAL LAP TIME : 1:57.636		BEST LAP TIME : 1:57.636		DIFFERENCE : 0.000					
LAP	SECTOR 1	SECTOR 2	SECTOR 3	LAP TIME	MPH	DIFF	TIME OF DAY		
1 -	OUTLAP	117.1	48.975	28.966	97.8		09:39:38.443		
2 -	47.788	121.6	45.467	29.541	96.2	2:02.796 (3)	82.74	5.160	09:41:41.239
3 -	46.963	121.5	44.229	27.383	101.2	1:58.575 (2)	85.68	0.939	09:43:39.814
4 -	46.259	122.2	44.228	27.149	99.8	1:57.636 (1)	86.36		09:45:37.450

P3		52 M3		Jorel BOERBOOM		Kalex KTM - FPW Racing			
IDEAL LAP TIME : 1:58.351		BEST LAP TIME : 1:58.351		DIFFERENCE : 0.000					
LAP	SECTOR 1	SECTOR 2	SECTOR 3	LAP TIME	MPH	DIFF	TIME OF DAY		
1 -		122.6	48.031	27.808	102.1		09:39:03.440		
2 -	47.781	124.1	45.717	27.595	102.6	2:01.093 (3)	83.90	2.742	09:41:04.533
3 -	47.119	124.0	45.397	27.424	101.9	1:59.940 (2)	84.71	1.589	09:43:04.473
4 -	46.359	124.6	44.860	27.132	104.2	1:58.351 (1)	85.84		09:45:02.824

P4		6 M3		Taz TAYLOR		KTM - RS Racing			
IDEAL LAP TIME : 1:58.638		BEST LAP TIME : 1:58.638		DIFFERENCE : 0.000					
LAP	SECTOR 1	SECTOR 2	SECTOR 3	LAP TIME	MPH	DIFF	TIME OF DAY		
1 -	OUTLAP	126.6	49.580	29.352	102.8		09:39:22.494		
2 -	49.050	127.9	46.014	28.644	103.5	2:03.708 (3)	82.13	5.070	09:41:26.202
3 -	47.761	125.3	45.322	27.781	105.0	2:00.864 (2)	84.06	2.226	09:43:27.066
4 -	46.318	129.9	44.722	27.598	105.5	1:58.638 (1)	85.64		09:45:25.704

P5		47 M3		Jake ARCHER		Honda - RS Racing			
IDEAL LAP TIME : 1:59.240		BEST LAP TIME : 1:59.240		DIFFERENCE : 0.000					
LAP	SECTOR 1	SECTOR 2	SECTOR 3	LAP TIME	MPH	DIFF	TIME OF DAY		
1 -	OUTLAP	122.4	50.173	29.439	102.3		09:39:19.320		
2 -	48.184	125.9	46.256	29.756	103.3	2:04.196 (3)	81.80	4.956	09:41:23.516
3 -	48.088	124.0	45.735	28.007	103.3	2:01.830 (2)	83.39	2.590	09:43:25.346
4 -	46.828	124.1	45.054	27.358	104.0	1:59.240 (1)	85.20		09:45:24.586

P6		71 M3		Christoph BEINLICH		Honda - Beinlich Racing Team			
IDEAL LAP TIME : 2:01.018		BEST LAP TIME : 2:01.142		DIFFERENCE : 0.124					
LAP	SECTOR 1	SECTOR 2	SECTOR 3	LAP TIME	MPH	DIFF	TIME OF DAY		
1 -	OUTLAP	119.4	50.595	29.975	100.7		09:39:15.760		
2 -	50.178	121.5	47.080	30.083	101.4	2:07.341 (3)	79.78	6.199	09:41:23.101
3 -	48.651	124.6	45.906	28.236	103.5	2:02.793 (2)	82.74	1.651	09:43:25.894
4 -	47.272	123.4	45.510	28.360	102.1	2:01.142 (1)	83.86		09:45:27.036

P7		3		Mark CLAYTON		Honda - SP125 / Refined Recruitment			
IDEAL LAP TIME : 2:02.595		BEST LAP TIME : 2:02.602		DIFFERENCE : 0.007					
LAP	SECTOR 1	SECTOR 2	SECTOR 3	LAP TIME	MPH	DIFF	TIME OF DAY		
1 -	OUTLAP	113.4	51.387	30.316	96.4		09:39:30.978		
2 -	49.161	117.0	48.025	29.013	99.1	2:06.199 (3)	80.50	3.597	09:41:37.177
3 -	47.808	118.5	47.122	28.446	99.4	2:03.376 (2)	82.35	0.774	09:43:40.553
4 -	47.815	119.3	46.783	28.004	99.6	2:02.602 (1)	82.87		09:45:43.155

Weather / Track : Cloudy / Wet

Assen

Circuit Length = 2.8222 miles

Start: 09:37 Flag 09:45 End: 09:47

MCRCB BULLETIN TK180

2015 MCE British Superbike Championship - Round 10

2015 HEL British Motostar Championship

WARM-UP - SECTOR ANALYSIS

SECTOR 1 = FL to I1, SECTOR 2 = I1 to I2, SECTOR 3 = I2 to FL, DIFF = Difference To Personal Best Lap

P8 72		Cameron HORSMAN		EE125 - FAB-Racing					
IDEAL LAP TIME : 2:02.829		BEST LAP TIME : 2:02.892		DIFFERENCE : 0.063					
LAP	SECTOR 1	SECTOR 2	SECTOR 3	LAP TIME	MPH	DIFF	TIME OF DAY		
1 -	OUTLAP	109.4	51.639	30.657	98.5				09:39:20.586
2 -	51.050	115.7	48.761	29.920	103.3	2:09.731 (3)	78.31	6.839	09:41:30.317
3 -	48.619	126.1	47.237	28.615	104.0	2:04.471 (2)	81.62	1.579	09:43:34.788
4 -	47.656	124.6	47.300	27.936	104.7	2:02.892 (1)	82.67		09:45:37.680

P9 65		Josh OWENS		Honda - JPL Racing					
IDEAL LAP TIME : 2:03.682		BEST LAP TIME : 2:03.682		DIFFERENCE : 0.000					
LAP	SECTOR 1	SECTOR 2	SECTOR 3	LAP TIME	MPH	DIFF	TIME OF DAY		
1 -	OUTLAP	112.7	53.833	32.166	94.1				09:39:47.278
2 -	52.022	115.1	50.165	30.392	94.9	2:12.579 (3)	76.63	8.897	09:41:59.857
3 -	49.824	114.3	47.377	28.723	96.0	2:05.924 (2)	80.68	2.242	09:44:05.781
4 -	48.692	115.0	46.457	28.533	96.6	2:03.682 (1)	82.14		09:46:09.463

P10 42 M3		Brian SLOOTEN		Honda - Bakker Frames Holland					
IDEAL LAP TIME : 2:03.890		BEST LAP TIME : 2:03.890		DIFFERENCE : 0.000					
LAP	SECTOR 1	SECTOR 2	SECTOR 3	LAP TIME	MPH	DIFF	TIME OF DAY		
1 -	OUTLAP	118.2	49.665	30.678	98.9				09:39:12.271
2 -	50.417	118.8	50.204	30.541	100.7	2:11.162 (3)	77.46	7.272	09:41:23.433
3 -	49.165	121.7	47.674	29.295	100.3	2:06.134 (2)	80.55	2.244	09:43:29.567
4 -	48.328	121.1	47.050	28.512	100.3	2:03.890 (1)	82.00		09:45:33.457

P11 86 M3		Charlie NESBITT		Repli-Cast Moto 3 - Repli-Cast UK					
IDEAL LAP TIME : 2:03.918		BEST LAP TIME : 2:03.918		DIFFERENCE : 0.000					
LAP	SECTOR 1	SECTOR 2	SECTOR 3	LAP TIME	MPH	DIFF	TIME OF DAY		
1 -	OUTLAP	117.6	52.224	30.161	100.5				09:40:11.695
2 -	50.068	119.7	50.607	30.038	100.7	2:10.713 (3)	77.72	6.795	09:42:22.408
3 -	48.790	121.2	47.666	28.788	100.9	2:05.244 (2)	81.12	1.326	09:44:27.652
4 -	47.914	122.2	47.565	28.439	100.5	2:03.918 (1)	81.99		09:46:31.570

P12 11		Stephen CAMPBELL		Honda - Campbell Racing					
IDEAL LAP TIME : 2:03.999		BEST LAP TIME : 2:03.999		DIFFERENCE : 0.000					
LAP	SECTOR 1	SECTOR 2	SECTOR 3	LAP TIME	MPH	DIFF	TIME OF DAY		
1 -	OUTLAP	112.8	50.299	29.124	96.6				09:39:16.956
2 -	50.264	116.4	47.570	29.231	97.0	2:07.065 (3)	79.96	3.066	09:41:24.021
3 -	49.719	116.3	46.900	28.062	96.4	2:04.681 (2)	81.48	0.682	09:43:28.702
4 -	49.320	116.2	46.748	27.931	97.2	2:03.999 (1)	81.93		09:45:32.701

P13 8 M3		TJ TOMS		Repli-Cast Moto 3 - Repli-Cast UK					
IDEAL LAP TIME : 2:04.245		BEST LAP TIME : 2:04.245		DIFFERENCE : 0.000					
LAP	SECTOR 1	SECTOR 2	SECTOR 3	LAP TIME	MPH	DIFF	TIME OF DAY		
1 -	OUTLAP	117.8	50.230	30.040	98.9				09:41:12.717
2 -	50.184	117.6	48.106	28.687	99.8	2:06.977 (2)	80.01	2.732	09:43:19.694
3 -	48.698	118.7	47.170	28.377	100.0	2:04.245 (1)	81.77		09:45:23.939

P14 34		Liam DELVES		Honda - Crucials Sauce / Banks Racing					
IDEAL LAP TIME : 2:04.753		BEST LAP TIME : 2:04.753		DIFFERENCE : 0.000					
LAP	SECTOR 1	SECTOR 2	SECTOR 3	LAP TIME	MPH	DIFF	TIME OF DAY		
1 -	OUTLAP	116.5	50.972	30.591	99.8				09:39:16.469
2 -	50.309	119.0	48.137	29.549	100.0	2:07.995 (3)	79.37	3.242	09:41:24.464
3 -	49.291	120.5	47.316	28.814	100.5	2:05.421 (2)	81.00	0.668	09:43:29.885
4 -	48.925	118.4	47.313	28.515	98.9	2:04.753 (1)	81.44		09:45:34.638

Weather / Track : Cloudy / Wet

Assen

Circuit Length = 2.8222 miles

Start: 09:37 Flag 09:45 End: 09:47

MCRCB BULLETIN TK180

2015 MCE British Superbike Championship - Round 10

2015 HEL British Motostar Championship

WARM-UP - SECTOR ANALYSIS

SECTOR 1 = FL to I1, SECTOR 2 = I1 to I2, SECTOR 3 = I2 to FL, DIFF = Difference To Personal Best Lap

P15		27 M3		Georgina POLDEN		KTM - RS Racing		
IDEAL LAP TIME : 2:04.712		BEST LAP TIME : 2:04.795		DIFFERENCE : 0.083				
LAP	SECTOR 1	SECTOR 2	SECTOR 3	LAP TIME	MPH	DIFF	TIME OF DAY	
1 -		104.8	55.414	31.911	100.5		09:39:27.686	
2 -	51.490	117.6	50.524	31.736	100.7	2:13.750 (3)	75.96 8.955 09:41:41.436	
3 -	49.132	121.7	48.932	29.313	103.5	2:07.377 (2)	79.76 2.582 09:43:48.813	
4 -	49.215	125.3	47.326	28.254	104.2	2:04.795 (1)	81.41 09:45:53.608	

P16		24		Tasia RODINK		Honda - Promemo Racing		
IDEAL LAP TIME : 2:05.715		BEST LAP TIME : 2:05.810		DIFFERENCE : 0.095				
LAP	SECTOR 1	SECTOR 2	SECTOR 3	LAP TIME	MPH	DIFF	TIME OF DAY	
1 -	OUTLAP	96.6	53.683	32.033	94.1		09:39:32.364	
2 -	52.792	116.3	49.401	30.444	98.5	2:12.637 (3)	76.60 6.827 09:41:45.001	
3 -	50.335	119.0	47.910	28.969	98.9	2:07.214 (2)	79.86 1.404 09:43:52.215	
4 -	49.575	119.9	47.171	29.064	100.0	2:05.810 (1)	80.75 09:45:58.025	

P17		28 D		Dennis KOOPMAN		Honda - BV Racing Moto 3		
IDEAL LAP TIME : 2:06.198		BEST LAP TIME : 2:06.198		DIFFERENCE : 0.000				
LAP	SECTOR 1	SECTOR 2	SECTOR 3	LAP TIME	MPH	DIFF	TIME OF DAY	
1 -	OUTLAP	108.5	56.268	32.404	95.3		09:41:26.348	
2 -	51.415	118.8	49.343	29.366	100.0	2:10.124 (2)	78.08 3.926 09:43:36.472	
3 -	49.515	119.9	47.658	29.025	100.0	2:06.198 (1)	80.50 09:45:42.670	

P18		16		Andrew SAWFORD		Aprilia - St Neots Motorcycle Co Ltd		
IDEAL LAP TIME : 2:05.856		BEST LAP TIME : 2:06.285		DIFFERENCE : 0.429				
LAP	SECTOR 1	SECTOR 2	SECTOR 3	LAP TIME	MPH	DIFF	TIME OF DAY	
1 -	OUTLAP	112.1	50.812	30.970	94.1		09:40:31.362	
2 -	51.167	114.4	48.846	29.388	97.0	2:09.401 (3)	78.51 3.116 09:42:40.763	
3 -	49.820	115.7	47.483	29.133	96.8	2:06.436 (2)	80.35 0.151 09:44:47.199	
4 -	49.539	115.8	47.912	28.834	98.7	2:06.285 (1)	80.45 09:46:53.484	

P19		17		Wesley JONKER		Luyten Honda - Racing Family		
IDEAL LAP TIME : 2:06.755		BEST LAP TIME : 2:06.945		DIFFERENCE : 0.190				
LAP	SECTOR 1	SECTOR 2	SECTOR 3	LAP TIME	MPH	DIFF	TIME OF DAY	
1 -	OUTLAP	116.9	55.400	31.476	95.8		09:39:31.344	
2 -	50.660	117.9	50.696	30.522	98.9	2:11.878 (3)	77.04 4.933 09:41:43.222	
3 -	49.893	118.2	48.752	28.993	99.4	2:07.638 (2)	79.60 0.693 09:43:50.860	
4 -	49.323	118.5	48.439	29.183	98.7	2:06.945 (1)	80.03 09:45:57.805	

P20		84 M3		Arne DE WINTERE		Kalex KTM - FPW Racing		
IDEAL LAP TIME : 2:07.668		BEST LAP TIME : 2:07.668		DIFFERENCE : 0.000				
LAP	SECTOR 1	SECTOR 2	SECTOR 3	LAP TIME	MPH	DIFF	TIME OF DAY	
1 -	OUTLAP	107.2	56.054	30.929	101.2		09:39:37.111	
2 -	51.082	121.4	51.155	31.766	100.0	2:14.003 (3)	75.82 6.335 09:41:51.114	
3 -	50.282	125.2	49.040	29.933	102.8	2:09.255 (2)	78.60 1.587 09:44:00.369	
4 -	49.428	124.2	48.521	29.719	103.5	2:07.668 (1)	79.58 09:46:08.037	

P21		7		Jamie ASHBY		Honda - SP125 / JPA Racing		
IDEAL LAP TIME : 2:09.517		BEST LAP TIME : 2:09.517		DIFFERENCE : 0.000				
LAP	SECTOR 1	SECTOR 2	SECTOR 3	LAP TIME	MPH	DIFF	TIME OF DAY	
1 -	OUTLAP	106.7	53.429	31.393	92.0		09:39:33.317	
2 -	52.218	116.0	50.005	30.820	95.5	2:13.043 (3)	76.36 3.526 09:41:46.360	
3 -	50.542	115.5	49.541	30.042	96.0	2:10.125 (2)	78.08 0.608 09:43:56.485	
4 -	50.174	114.9	49.483	29.860	95.8	2:09.517 (1)	78.44 09:46:06.002	

Weather / Track : Cloudy / Wet

Assen

Circuit Length = 2.8222 miles

Start: 09:37 Flag 09:45 End: 09:47

MCRCB BULLETIN TK180

2015 MCE British Superbike Championship - Round 10

2015 HEL British Motostar Championship

WARM-UP - SECTOR ANALYSIS

SECTOR 1 = FL to I1, SECTOR 2 = I1 to I2, SECTOR 3 = I2 to FL, DIFF = Difference To Personal Best Lap

P22 113 D		Walid SOPPE		Honda - Ernst Duddink Eveno Racing			
IDEAL LAP TIME : 2:13.463		BEST LAP TIME : 2:13.463		DIFFERENCE : 0.000			
LAP	SECTOR 1	SECTOR 2	SECTOR 3	LAP TIME	MPH	DIFF	TIME OF DAY
1 -	OUTLAP	90.2	1:01.249	32.801	97.8		09:39:42.505
2 -	55.859	110.1	54.214	31.669	98.9	2:21.742 (3)	71.68 8.279 09:42:04.247
3 -	53.285	119.6	53.282	30.711	100.3	2:17.278 (2)	74.01 3.815 09:44:21.525
4 -	52.051	120.3	50.903	30.509	100.3	2:13.463 (1)	76.12 09:46:34.988

P23 50		Steve LAWTON		KTM - Cresswell Racing			
IDEAL LAP TIME : 2:16.030		BEST LAP TIME : 2:16.030		DIFFERENCE : 0.000			
LAP	SECTOR 1	SECTOR 2	SECTOR 3	LAP TIME	MPH	DIFF	TIME OF DAY
1 -	OUTLAP	86.4	1:02.337	34.117	84.5		09:39:45.115
2 -	57.754	98.0	55.302	33.178	88.9	2:26.234 (3)	69.47 10.204 09:42:11.349
3 -	55.004	103.0	52.795	31.685	92.4	2:19.484 (2)	72.84 3.454 09:44:30.833
4 -	53.389	106.4	51.299	31.342	91.8	2:16.030 (1)	74.69 09:46:46.863

P24 4		Louis VALLELEY		KTM - CM Racing			
IDEAL LAP TIME : 2:15.803		BEST LAP TIME : 2:17.034		DIFFERENCE : 1.231			
LAP	SECTOR 1	SECTOR 2	SECTOR 3	LAP TIME	MPH	DIFF	TIME OF DAY
1 -	OUTLAP	110.9	55.047	IN PIT		P	09:39:32.816
2 -	OUTLAP	111.5	52.038	31.290	90.9	3:16.813	51.62 59.779 09:42:49.629
3 -	52.475	110.4	52.429	32.130	86.0	2:17.034 (1)	74.14 09:45:06.663

P25 29 D		Sven GREVINK		Honda - DS Racing			
IDEAL LAP TIME : 2:06.915		BEST LAP TIME :		DIFFERENCE :			
LAP	SECTOR 1	SECTOR 2	SECTOR 3	LAP TIME	MPH	DIFF	TIME OF DAY
1 -	OUTLAP	116.4	52.480	31.105	97.4		09:40:11.484
2 -	50.272	118.0	51.508	IN PIT		2:18.625 P	73.29 09:42:30.109
3 -	OUTLAP	120.3	47.573	29.070	99.4	3:30.544	48.25 09:46:00.653

P26 18		Clint CLARKE		Honda - Gasket			
IDEAL LAP TIME : 2:22.941		BEST LAP TIME :		DIFFERENCE :			
LAP	SECTOR 1	SECTOR 2	SECTOR 3	LAP TIME	MPH	DIFF	TIME OF DAY
1 -	OUTLAP	95.3	1:08.513	33.104	91.1		09:39:58.730
2 -	55.371	102.9	54.466	IN PIT		2:31.985 P	66.84 09:42:30.715

P27 97 M3		Adam MOORE		Honda - Cresswell Racing			
IDEAL LAP TIME : 2:12.134		BEST LAP TIME :		DIFFERENCE :			
LAP	SECTOR 1	SECTOR 2	SECTOR 3	LAP TIME	MPH	DIFF	TIME OF DAY
1 -	OUTLAP	106.4	51.937	30.253	95.1		09:39:21.053

P28 25 M3		Mike BROUWERS		Honda - Joma / Brouwersracingteam			
IDEAL LAP TIME :		BEST LAP TIME :		DIFFERENCE :			
LAP	SECTOR 1	SECTOR 2	SECTOR 3	LAP TIME	MPH	DIFF	TIME OF DAY
1 -	OUTLAP	106.6	54.226	IN PIT		P	09:39:29.348

P29 99 M3		Miguel CORREIA-LOURENCO		Kalex KTM - Racing Team Noord Nederland			
IDEAL LAP TIME :		BEST LAP TIME :		DIFFERENCE :			
LAP	SECTOR 1	SECTOR 2	SECTOR 3	LAP TIME	MPH	DIFF	TIME OF DAY
1 -	OUTLAP	112.5	1:14.762	IN PIT		P	09:40:46.602

P30 21 M3		Richard KERR		Honda - Bob Wylie Racing			
IDEAL LAP TIME :		BEST LAP TIME :		DIFFERENCE :			
LAP	SECTOR 1	SECTOR 2	SECTOR 3	LAP TIME	MPH	DIFF	TIME OF DAY

Weather / Track : Cloudy / Wet

Assen

Circuit Length = 2.8222 miles

Start: 09:37 Flag 09:45 End: 09:47

MCRCB BULLETIN TK180

2015 MCE British Superbike Championship - Round 10

2015 HEL British Motostar Championship

WARM-UP - SECTOR ANALYSIS

SECTOR 1 = FL to I1, SECTOR 2 = I1 to I2, SECTOR 3 = I2 to FL, DIFF = Difference To Personal Best Lap

1 - **OUTLAP** 113.9 52.872 32.576 94.1 09:47:03.730

P31	26 M3	Dani SAEZ					Repli-Cast Moto 3 - Repli-Cast - Armstrong	
IDEAL LAP TIME :		BEST LAP TIME :		DIFFERENCE :				
LAP	SECTOR 1	SECTOR 2	SECTOR 3	LAP TIME	MPH	DIFF	TIME OF DAY	
1 -	OUTLAP	106.8	54.727	29.381	95.1		09:46:50.842	

MCRCB BULLETIN TK181**2015 MCE British Superbike Championship - Round 10****2015 HEL British Motostar Championship****WARM-UP - BEST SPEEDS**

POS	INTERMEDIATE 1			INTERMEDIATE 2			FINISH LINE		
	NO	NAME	MPH	NO	NAME	MPH	NO	NAME	MPH
1	6	TAYLOR	129.9				95	DEROUE	107.0
2	95	DEROUE	128.8				6	TAYLOR	105.5
3	72	HORSMAN	126.1				72	HORSMAN	104.7
4	47	ARCHER	125.9				27	POLDEN	104.2
5	27	POLDEN	125.3				52	BOERBOOM	104.2
6	84	DE WINTERE	125.2				47	ARCHER	104.0
7	52	BOERBOOM	124.6				71	BEINLICH	103.5
8	71	BEINLICH	124.6				84	DE WINTERE	103.5
9	1	RENDELL	122.2				1	RENDELL	101.2
10	86	NESBITT	122.2				86	NESBITT	100.9
11	42	SLOOTEN	121.7				42	SLOOTEN	100.7
12	34	DELVES	120.5				34	DELVES	100.5
13	113	SOPPE	120.3				113	SOPPE	100.3
14	29	GREVINK	120.3				8	TOMS	100.0
15	24	RODINK	119.9				24	RODINK	100.0
16	28	KOOPMAN	119.9				28	KOOPMAN	100.0
17	3	CLAYTON	119.3				3	CLAYTON	99.6
18	8	TOMS	118.7				17	JONKER	99.4
19	17	JONKER	118.5				29	GREVINK	99.4
20	11	CAMPBELL	116.4				16	SAWFORD	98.7
21	7	ASHBY	116.0				11	CAMPBELL	97.2
22	16	SAWFORD	115.8				65	OWENS	96.6
23	65	OWENS	115.1				7	ASHBY	96.0
24	21	KERR	113.9				26	SAEZ	95.1
25	99	CORREIA-LOURENCO	112.5				97	MOORE	95.1
26	4	VALLELEY	111.5				21	KERR	94.1
27	97	MOORE	110.8				50	LAWTON	92.4
28	26	SAEZ	106.8				18	CLARKE	91.1
29	25	BROUWERS	106.6				4	VALLELEY	90.9
30	50	LAWTON	106.4						
31	18	CLARKE	102.9						

Weather / Track : Cloudy / Wet

Results can be found at www.tsl-timing.com

Assen

Circuit Length = 2.8222 miles

Start: 09:37 Flag 09:45 End: 09:47

Printed - 09:49 Sunday, 20 September 2015

MCRCB BULLETIN TK182

2015 MCE British Superbike Championship - Round 10

2015 HEL British Motostar Championship

WARM-UP - BEST SECTORS

SECTOR 1			SECTOR 2			SECTOR 3			IDEAL / BEST COMPARISON						
POS	NO	NAME	TIME	NO	NAME	TIME	NO	NAME	TIME	POS	NO	NAME	IDEAL	BEST	DIFF
													PERFECT LAP	1:53.796	
1	95	DEROUE	44.213	95	DEROUE	43.369	95	DEROUE	26.214	1	95	DEROUE	1:53.796	1:53.796	0.000
2	1	RENDELL	46.259	1	RENDELL	44.228	52	BOERBOOM	27.132	2	1	RENDELL	1:57.636	1:57.636	0.000
3	6	TAYLOR	46.318	6	TAYLOR	44.722	1	RENDELL	27.149	3	52	BOERBOOM	1:58.351	1:58.351	0.000
4	52	BOERBOOM	46.359	52	BOERBOOM	44.860	47	ARCHER	27.358	4	6	TAYLOR	1:58.638	1:58.638	0.000
5	47	ARCHER	46.828	47	ARCHER	45.054	6	TAYLOR	27.598	5	47	ARCHER	1:59.240	1:59.240	0.000
6	71	BEINLICH	47.272	71	BEINLICH	45.510	11	CAMPBELL	27.931	6	71	BEINLICH	2:01.018	2:01.142	0.124
7	72	HORSMAN	47.656	65	OWENS	46.457	72	HORSMAN	27.936	7	3	CLAYTON	2:02.595	2:02.602	0.007
8	3	CLAYTON	47.808	11	CAMPBELL	46.748	3	CLAYTON	28.004	8	72	HORSMAN	2:02.829	2:02.892	0.063
9	86	NESBITT	47.914	3	CLAYTON	46.783	71	BEINLICH	28.236	9	65	OWENS	2:03.682	2:03.682	0.000
10	42	SLOOTEN	48.328	42	SLOOTEN	47.050	27	POLDEN	28.254	10	42	SLOOTEN	2:03.890	2:03.890	0.000
11	65	OWENS	48.692	8	TOMS	47.170	8	TOMS	28.377	11	86	NESBITT	2:03.918	2:03.918	0.000
12	8	TOMS	48.698	24	RODINK	47.171	86	NESBITT	28.439	12	11	CAMPBELL	2:03.999	2:03.999	0.000
13	34	DELVES	48.925	72	HORSMAN	47.237	42	SLOOTEN	28.512	13	8	TOMS	2:04.245	2:04.245	0.000
14	27	POLDEN	49.132	34	DELVES	47.313	34	DELVES	28.515	14	27	POLDEN	2:04.712	2:04.795	0.083
15	11	CAMPBELL	49.320	27	POLDEN	47.326	65	OWENS	28.533	15	34	DELVES	2:04.753	2:04.753	0.000
16	17	JONKER	49.323	16	SAWFORD	47.483	16	SAWFORD	28.834	16	24	RODINK	2:05.715	2:05.810	0.095
17	84	DE WINTERE	49.428	86	NESBITT	47.565	24	RODINK	28.969	17	16	SAWFORD	2:05.856	2:06.285	0.429
18	28	KOOPMAN	49.515	29	GREVINK	47.573	17	JONKER	28.993	18	28	KOOPMAN	2:06.198	2:06.198	0.000
19	16	SAWFORD	49.539	28	KOOPMAN	47.658	28	KOOPMAN	29.025	19	17	JONKER	2:06.755	2:06.945	0.190
20	24	RODINK	49.575	17	JONKER	48.439	29	GREVINK	29.070	20	29	GREVINK	2:06.915		
21	7	ASHBY	50.174	84	DE WINTERE	48.521	26	SAEZ	29.381	21	84	DE WINTERE	2:07.668	2:07.668	0.000
22	29	GREVINK	50.272	7	ASHBY	49.483	84	DE WINTERE	29.719	22	7	ASHBY	2:09.517	2:09.517	0.000
23	113	SOPPE	52.051	97	MOORE	49.520	7	ASHBY	29.860	23	97	MOORE	2:12.134		
24	97	MOORE	52.361	113	SOPPE	50.903	97	MOORE	30.253	24	113	SOPPE	2:13.463	2:13.463	0.000
25	4	VALLELEY	52.475	50	LAWTON	51.299	113	SOPPE	30.509	25	4	VALLELEY	2:15.803	2:17.034	1.231
26	50	LAWTON	53.389	4	VALLELEY	52.038	4	VALLELEY	31.290	26	50	LAWTON	2:16.030	2:16.030	0.000
27	18	CLARKE	55.371	21	KERR	52.872	50	LAWTON	31.342	27	18	CLARKE	2:22.941		
28				25	BROUWERS	54.226	21	KERR	32.576	28	25	BROUWERS			
29				18	CLARKE	54.466	18	CLARKE	33.104	29	21	KERR			
30				26	SAEZ	54.727				30	99	CORREIA-LOURENC			
31				99	CORREIA-LOUREN	1:14.762				31	26	SAEZ			

Weather / Track : Cloudy / Wet

Results can be found at www.tsl-timing.com

Assen

Circuit Length = 2.8222 miles

Start: 09:37 Flag 09:45 End: 09:47

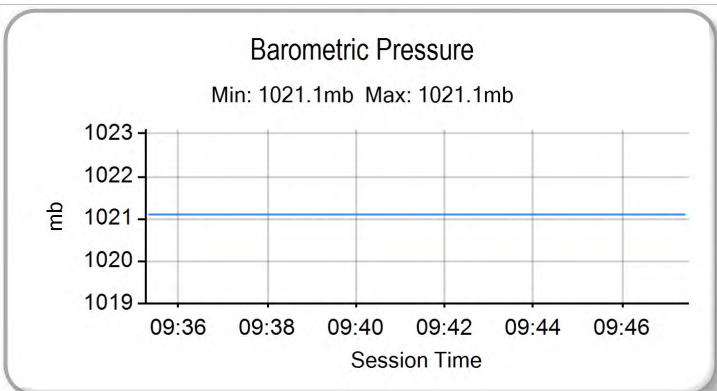
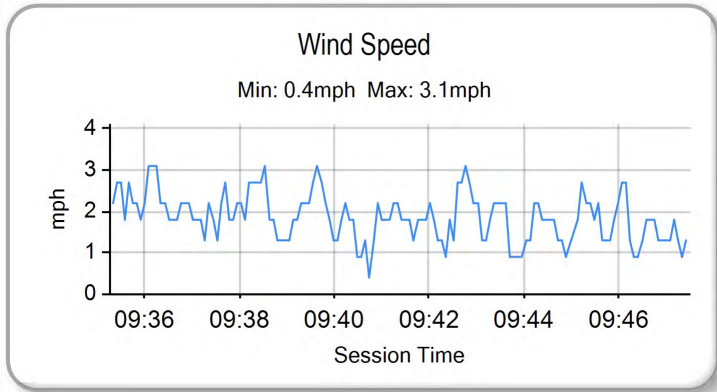
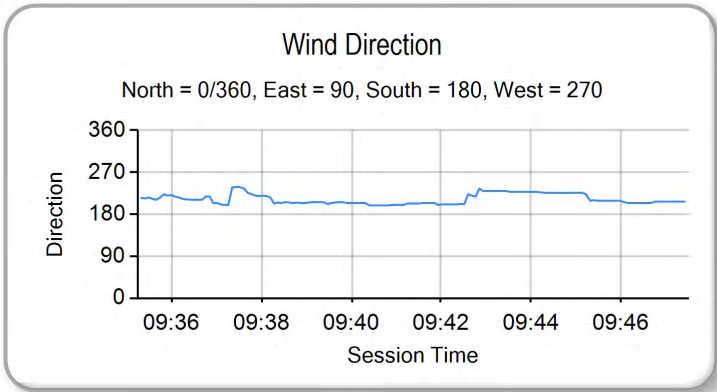
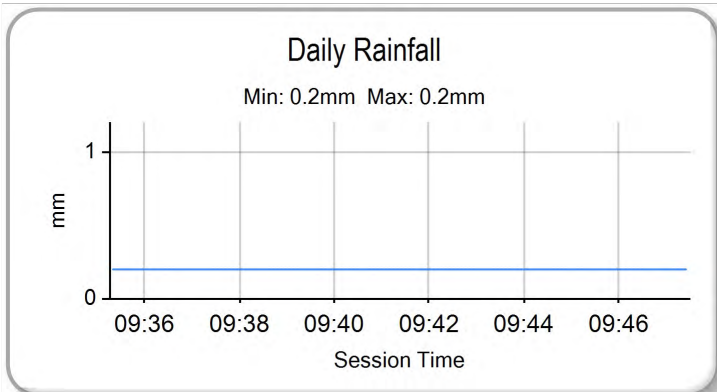
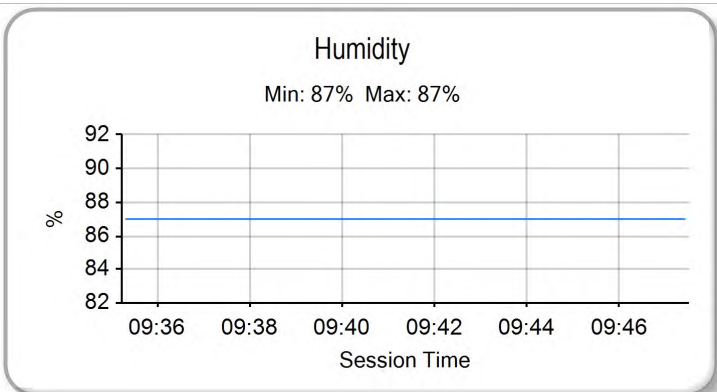
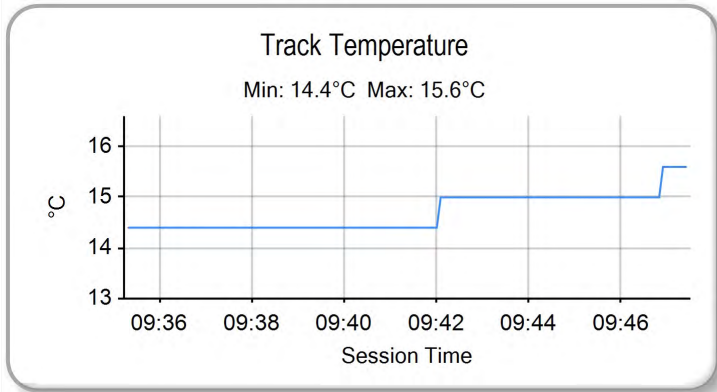
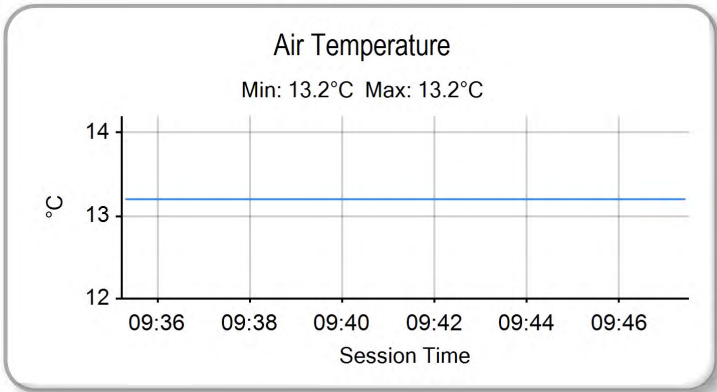
Printed - 09:49 Sunday, 20 September 2015

MCRCB BULLETIN TK183

2015 MCE British Superbike Championship - Round 10

2015 HEL British Motostar Championship

WARM-UP - WEATHER CONDITIONS



Weather / Track : Cloudy / Wet

Results can be found at www.tsl-timing.com

Assen
Circuit Length = 2.8222 miles
Start: 09:37 Flag 09:45 End: 09:47

Printed - 09:49 Sunday, 20 September 2015



ROW 12	35	18	Clint CLARKE	34	7	Jamie ASHBY			
ROW 11	33	50	Steve LAWTON	32	97	Adam MOORE	31	4	Louis VALLELEY
ROW 10	30	21	Richard KERR	29	11	Stephen CAMPBELL	28	34	Liam DELVES
ROW 9	27	3	Mark CLAYTON	26	99	Miguel CORREIA-LOURENCO	25	16	Andrew SAWFORD
ROW 8	24	8	TJ TOMS	23	29	Sven GREVINK	22	72	Cameron HORSMAN
ROW 7	21	24	Tasia RODINK	20	113	Walid SOPPE	19	2	Joe THOMAS
ROW 6	18	84	Arne DE WINTERE	17	17	Wesley JONKER	16	65	Josh OWENS
ROW 5	15	35	Elliot LODGE	14	42	Brian SLOOTEN	13	27	Georgina POLDEN
ROW 4	12	28	Dennis KOOPMAN	11	71	Christoph BEINLICH	10	1	Edward RENDELL
ROW 3	9	86	Charlie NESBITT	8	62	Vasco VAN DER VALK	7	52	Jorel BOERBOOM
ROW 2	6	61	Ernst DUBBINK	5	47	Jake ARCHER	4	26	Dani SAEZ
ROW 1	3	95	Scott DEROUÉ	2	25	Mike BROUWERS	1	6	Taz TAYLOR
									Pole

#98 - Withdrawn

Assen
Circuit Length = 2.8222 miles

These results are provisional until the conclusion of any judicial and technical matters.

Race Director :	Stewards :	Timekeeper :
-----------------	------------	--------------

Results can be found at www.britishsuperbike.com

Printed - 09:48 Sunday, 20 September 2015





POS	NO	CL	PIC NAME	ENTRY	LAPS	TIME	GAP	DIFF	MPH	BEST	ON
1	95	M3	1 Scott DEROUE	KTM - Redline KTM	6	11:22.856			89.27	1:52.061	6
2	1	M3	2 Edward RENDELL	Ten Kate Honda - Banks Racing	6	11:34.444	11.588	11.588	87.78	1:53.862	6
3	52	M3	3 Jorel BOERBOOM	Kalex KTM - FPW Racing	6	11:35.115	12.259	0.671	87.69	1:53.219	6
4	47	M3	4 Jake ARCHER	Honda - RS Racing	6	11:35.509	12.653	0.394	87.64	1:53.008	6
5	26	M3	5 Dani SAEZ	Repli-Cast Moto 3 - Repli-Cast - Armstrong	6	11:36.878	14.022	1.369	87.47	1:54.032	6
6	62	M3	6 Vasco VAN DER VALK	Honda - Team ILR / Vasco62.nl	6	11:41.808	18.952	4.930	86.86	1:54.856	3
7	25	M3	7 Mike BROUWERS	Honda - Joma / Brouwersracingteam	6	11:42.287	19.431	0.479	86.80	1:55.761	4
8	27	M3	8 Georgina POLDEN	KTM - RS Racing	6	11:55.126	32.270	12.839	85.24	1:57.422	5
9	61	D	1 Ernst DUBBINK	Honda - Ernst Duddink Eveno Racing	6	12:04.266	41.410	9.140	84.16	1:58.470	4
10	72		1 Cameron HORSMAN	EE125 - FAB-Racing	6	12:05.884	43.028	1.618	83.98	1:58.229	5
11	35	M3	9 Elliot LODGE	Honda - Essential Team Racing / SP125	6	12:05.899	43.043	0.015	83.97	1:57.916	6
12	42	M3	10 Brian SLOOTEN	Honda - Bakker Frames Holland	6	12:06.121	43.265	0.222	83.95	1:58.366	5
13	65		2 Josh OWENS	Honda - JPL Racing	6	12:06.323	43.467	0.202	83.93	1:58.077	3
14	113	D	2 Walid SOPPE	Honda - Ernst Duddink Eveno Racing	6	12:07.598	44.742	1.275	83.78	1:58.359	6
15	2	M3	11 Joe THOMAS	Honda - Team ILR	6	12:07.729	44.873	0.131	83.76	1:58.922	5
16	28	D	3 Dennis KOOPMAN	Honda - BV Racing Moto 3	6	12:08.387	45.531	0.658	83.69	1:58.049	5
17	29	D	4 Sven GREVINK	Honda - DS Racing	6	12:13.955	51.099	5.568	83.05	1:59.662	4
18	17		3 Wesley JONKER	Luyten Honda - Racing Family	6	12:14.403	51.547	0.448	83.00	1:59.641	5
19	3		4 Mark CLAYTON	Honda - SP125 / Refined Recruitment	6	12:14.500	51.644	0.097	82.99	2:00.462	3
20	21	M3	12 Richard KERR	Honda - Bob Wylie Racing	6	12:14.864	52.008	0.364	82.95	1:59.592	5
21	24		5 Tasia RODINK	Honda - Promemo Racing	6	12:15.185	52.329	0.321	82.91	1:59.048	6
22	8	M3	13 TJ TOMS	Repli-Cast Moto 3 - Repli-Cast UK	6	12:15.283	52.427	0.098	82.90	1:59.623	4
23	11		6 Stephen CAMPBELL	Honda - Campbell Racing	6	12:18.399	55.543	3.116	82.55	2:00.530	3
24	97	M3	14 Adam MOORE	Honda - Cresswell Racing	6	12:19.058	56.202	0.659	82.48	1:59.818	4
25	34		7 Liam DELVES	Honda - Crucials Sauce / Banks Racing	6	12:44.716	1:21.860	25.658	79.71	2:04.601	2
26	84	M3	15 Arne DE WINTERE	Kalex KTM - FPW Racing	6	12:48.093	1:25.237	3.377	79.36	2:05.350	2
27	4		8 Louis VALLELEY	KTM - CM Racing	6	12:48.662	1:25.806	0.569	79.30	2:05.979	5
28	99	M3	16 Miguel CORREIA-LOURENCO	Kalex KTM - Racing Team Noord Nederland	6	12:56.924	1:34.068	8.262	78.46	2:07.014	5

NOT CLASSIFIED

DNF	6	M3	Taz TAYLOR	KTM - RS Racing	5	9:30.986	1 Lap	1 Lap	88.97	1:52.926	5
DNF	86	M3	Charlie NESBITT	Repli-Cast Moto 3 - Repli-Cast UK	5	9:57.663	1 Lap	26.677	84.99	1:56.576	5
DNF	16		Andrew SAWFORD	Aprilia - St Neots Motorcycle Co Ltd	5	10:20.165	1 Lap	22.502	81.91	2:00.374	3
DNF	71	M3	Christoph BEINLICH	Honda - Beinlich Racing Team	3	6:06.753	3 Laps	2 Laps	83.10	1:59.867	3
DNF	7		Jamie ASHBY	Honda - SP125 / JPA Racing	3	6:32.619	3 Laps	25.866	77.63	2:07.291	2
DNF	50		Steve LAWTON	KTM - Cresswell Racing	2	5:08.022	4 Laps	1 Lap	65.97		
DNF	18		Clint CLARKE	Honda - Gasket	0						

FASTEST LAP

95	M3	Scott DEROUE	KTM - Redline KTM	6	1:52.061	90.66 mph	145.91 kph
28	D	Dennis KOOPMAN	Honda - BV Racing Moto 3	5	1:58.049	86.06 mph	138.51 kph
65		Josh OWENS	Honda - JPL Racing	3	1:58.077	86.04 mph	138.47 kph

Assen

Circuit Length = 2.8222 miles

Start: 15:15 Flag 15:26 End: 15:28

Weather / Track : Cloudy / Wet

These results are provisional until the conclusion of any judicial and technical matters.

Race Director :	Stewards :	Timekeeper :
-----------------	------------	--------------

Results can be found at www.britishsuperbike.com

Printed - 15:29 Sunday, 20 September 2015

MCRCB BULLETIN TK235

2015 MCE British Superbike Championship - Round 10

2015 HEL British Motostar Championship

RACE 11 - LAP CHART

LAP 1 @ 15:17:35.269

NO	BEHIND	LAP TIME
6		1:57.399
95	1.218	1:58.617
26	3.127	2:00.526
25	3.340	2:00.739
1	3.862	2:01.261
52	5.080	2:02.479
47	5.084	2:02.483
62	5.947	2:03.346
61	6.741	2:04.140
27	6.749	2:04.148
86	7.328	2:04.727
71	8.153	2:05.552
35	8.848	2:06.247
72	8.967	2:06.366
42	9.260	2:06.659
2	10.439	2:07.838
113	13.478	2:10.877
3	13.480	2:10.879
65	13.779	2:11.178
29	13.896	2:11.295
8	14.081	2:11.480
21	15.274	2:12.673
17	15.535	2:12.934
11	15.646	2:13.045
24	15.786	2:13.185
28	15.904	2:13.303
84	17.771	2:15.170
97	17.936	2:15.335
16	18.441	2:15.840
4	18.724	2:16.123
34	19.459	2:16.858
7	19.745	2:17.144
50	20.215	2:17.614
99	20.543	2:17.942

LAP 2 @ 15:19:28.466

NO	BEHIND	LAP TIME
6		1:53.197
95	1.268	1:53.247
1	6.188	1:55.523
26	6.273	1:56.343
25	6.451	1:56.308
47	7.210	1:55.323
52	7.777	1:55.894
62	8.516	1:55.766
27	12.055	1:58.503
61	13.194	1:59.650
86	13.643	1:59.512
71	16.290	2:01.334
72	16.514	2:00.744
42	16.755	2:00.692
35	17.131	2:01.480
2	18.388	2:01.146
65	19.755	1:59.173
113	20.590	2:00.309
3	20.897	2:00.614
8	22.096	2:01.212
29	22.568	2:01.869
28	22.704	1:59.997
21	23.447	2:01.370
17	23.639	2:01.301
11	24.018	2:01.569

24	24.382	2:01.793
97	26.295	2:01.556
16	26.921	2:01.677
84	29.924	2:05.350
34	30.863	2:04.601
4	33.024	2:07.497
7	33.839	2:07.291
99	34.672	2:07.326
50	1:17.426	2:50.408 P

LAP 3 @ 15:21:22.837

NO	BEHIND	LAP TIME
95		1:53.103
6	0.151	1:54.522
1	6.813	1:54.996
52	8.040	1:54.634
26	8.186	1:56.284
47	8.319	1:55.480
25	8.409	1:56.329
62	9.001	1:54.856
27	16.699	1:59.015
61	18.100	1:59.277
86	18.530	1:59.258
71	21.786	1:59.867
72	22.082	1:59.939
42	22.336	1:59.952
35	22.615	1:59.855
65	23.461	1:58.077
2	24.058	2:00.041
113	26.802	2:00.583
3	26.988	2:00.462
28	27.782	1:59.449
8	28.395	2:00.670
29	28.588	2:00.391
17	29.139	1:59.871
21	29.741	2:00.665
24	29.903	1:59.892
11	30.177	2:00.530
97	32.617	2:00.693
16	32.924	2:00.374
84	42.088	2:06.535
34	42.441	2:05.949
4	45.327	2:06.674
7	47.652	2:08.184
99	48.073	2:07.772

LAP 4 @ 15:23:15.242

NO	BEHIND	LAP TIME
95		1:52.405
6	0.688	1:52.942
1	8.742	1:54.334
52	10.297	1:54.662
26	10.510	1:54.729
47	10.612	1:54.698
25	11.765	1:55.761
62	12.307	1:55.711
27	21.986	1:57.692
86	23.715	1:57.590
61	24.165	1:58.470
35	31.384	2:01.174
72	31.429	2:01.752
65	31.557	2:00.501
42	31.630	2:01.699
2	32.291	2:00.638

113	33.451	1:59.054
28	34.066	1:58.689
8	35.613	1:59.623
3	35.708	2:01.125
29	35.845	1:59.662
21	37.379	2:00.043
17	37.431	2:00.697
11	38.728	2:00.956
24	38.843	2:01.345
97	40.030	1:59.818
16	41.482	2:00.963
34	55.554	2:05.518
84	56.497	2:06.814
4	59.133	2:06.211
99	1:03.981	2:08.313

LAP 5 @ 15:25:08.665

NO	BEHIND	LAP TIME
95		1:53.423
6	0.191	1:52.926
1	9.787	1:54.468
52	11.101	1:54.227
47	11.706	1:54.517
26	12.051	1:54.964
25	14.608	1:56.266
62	14.685	1:55.801
27	25.985	1:57.422
86	26.868	1:56.576
61	30.345	1:59.603
72	36.235	1:58.229
42	36.573	1:58.366
65	36.889	1:58.755
35	37.188	1:59.227
2	37.790	1:58.922
113	38.444	1:58.416
28	38.692	1:58.049
29	42.799	2:00.377
3	42.984	2:00.699
8	43.152	2:00.962
21	43.548	1:59.592
17	43.649	1:59.641
24	45.342	1:59.922
11	45.925	2:00.620
97	46.555	1:59.948
16	49.370	2:01.311
34	1:07.619	2:05.488
84	1:08.632	2:05.558
4	1:11.689	2:05.979
99	1:17.572	2:07.014

LAP 6 @ 15:27:00.726

NO	BEHIND	LAP TIME
95		1:52.061
1	11.588	1:53.862
52	12.259	1:53.219
47	12.653	1:53.008
26	14.022	1:54.032
62	18.952	1:56.328
25	19.431	1:56.884
27	32.270	1:58.346
61	41.410	2:03.126
72	43.028	1:58.854
35	43.043	1:57.916
42	43.265	1:58.753

65	43.467	1:58.639
113	44.742	1:58.359
2	44.873	1:59.144
28	45.531	1:58.900
29	51.099	2:00.361
17	51.547	1:59.959
3	51.644	2:00.721
21	52.008	2:00.521
24	52.329	1:59.048
8	52.427	2:01.336
11	55.543	2:01.679
97	56.202	2:01.708
34	1:21.860	2:06.302
84	1:25.237	2:08.666
4	1:25.806	2:06.178
99	1:34.068	2:08.557

Weather / Track : Cloudy / Wet

Results can be found at www.tsl-timing.com

Assen
Circuit Length = 2.8222 miles
Start: 15:15 Flag 15:26 End: 15:28

Printed - 15:29 Sunday, 20 September 2015

MCRCB BULLETIN TK236**2015 MCE British Superbike Championship - Round 10****2015 HEL British Motostar Championship****RACE 11 - POSITION CHART**

No	Name	Lap	1	2	3	4	5	6
		Pos						
6	TAYLOR	1	6	6	95	95	95	95
95	DEROUE	2	95	95	6	6	6	1
61	DUBBINK	3	26	1	1	1	1	52
25	BROUWERS	4	25	26	52	52	52	47
26	SAEZ	5	1	25	26	26	47	26
52	BOERBOOM	6	52	47	47	47	26	62
1	RENDELL	7	47	52	25	25	25	25
62	VAN DER VALK	8	62	62	62	62	62	27
47	ARCHER	9	61	27	27	27	27	61
86	NESBITT	10	27	61	61	86	86	72
27	POLDEN	11	86	86	86	61	61	35
42	SLOOTEN	12	71	71	71	35	72	42
35	LODGE	13	35	72	72	72	42	65
71	BEINLICH	14	72	42	42	65	65	113
72	HORSMAN	15	42	35	35	42	35	2
28	KOOPMAN	16	2	2	65	2	2	28
2	THOMAS	17	113	65	2	113	113	29
84	DE WINTERE	18	3	113	113	28	28	17
113	SOPPE	19	65	3	3	8	29	3
17	JONKER	20	29	8	28	3	3	21
8	TOMS	21	8	29	8	29	8	24
65	OWENS	22	21	28	29	21	21	8
29	GREVINK	23	17	21	17	17	17	11
24	RODINK	24	11	17	21	11	24	97
16	SAWFORD	25	24	11	24	24	11	34
34	DELVES	26	28	24	11	97	97	84
3	CLAYTON	27	84	97	97	16	16	4
21	KERR	28	97	16	16	34	34	99
11	CAMPBELL	29	16	84	84	84	84	
99	CORREIA-LOURENCO	30	4	34	34	4	4	
4	VALLELEY	31	34	4	4	99	99	
7	ASHBY	32	7	7	7			
97	MOORE	33	50	99	99			
18	CLARKE	34	99	50				
50	LAWTON	35						

Weather / Track : Cloudy / Wet

Assen

Circuit Length = 2.8222 miles

Start: 15:15 Flag 15:26 End: 15:28

Results can be found at www.tsl-timing.com

Printed - 15:30 Sunday, 20 September 2015

MCRCB BULLETIN TK237

2015 MCE British Superbike Championship - Round 10

2015 HEL British Motostar Championship

RACE 11 - SECTOR ANALYSIS

SECTOR 1 = FL to I1, SECTOR 2 = I1 to I2, SECTOR 3 = I2 to FL, DIFF = Difference To Personal Best Lap

P1		95 M3		Scott DEROUÉ		KTM - Redline KTM				
IDEAL LAP TIME : 1:52.061		BEST LAP TIME : 1:52.061		DIFFERENCE : 0.000						
LAP	SECTOR 1		SECTOR 2		SECTOR 3		LAP TIME	MPH	DIFF	TIME OF DAY
1 -		128.9	42.343	25.882	105.5	1:58.617	85.65	6.556	15:17:36.487	
2 -	45.462	128.6	41.967	25.818	106.0	1:53.247	89.71	1.186	15:19:29.734	
3 -	45.415	127.9	41.924	25.764	106.0	1:53.103 (3)	89.83	1.042	15:21:22.837	
4 -	44.760	128.4	41.870	25.775	106.5	1:52.405 (2)	90.38	0.344	15:23:15.242	
5 -	45.411	126.9	42.263	25.749	106.2	1:53.423	89.57	1.362	15:25:08.665	
6 -	44.662	127.8	41.650	25.749	106.5	1:52.061 (1)	90.66		15:27:00.726	

P2		1 M3		Edward RENDELL		Ten Kate Honda - Banks Racing				
IDEAL LAP TIME : 1:53.793		BEST LAP TIME : 1:53.862		DIFFERENCE : 0.069						
LAP	SECTOR 1		SECTOR 2		SECTOR 3		LAP TIME	MPH	DIFF	TIME OF DAY
1 -		125.2	42.607	26.007	102.3	2:01.261	83.78	7.399	15:17:39.131	
2 -	47.060	123.4	42.113	26.350	100.9	1:55.523	87.94	1.661	15:19:34.654	
3 -	46.395	122.9	42.196	26.405	97.0	1:54.996	88.35	1.134	15:21:29.650	
4 -	46.183	122.2	41.973	26.178	101.6	1:54.334 (2)	88.86	0.472	15:23:23.984	
5 -	46.515	122.4	41.884	26.069	101.4	1:54.468 (3)	88.75	0.606	15:25:18.452	
6 -	45.902	122.5	41.915	26.045	102.3	1:53.862 (1)	89.23		15:27:12.314	

P3		52 M3		Jorel BOERBOOM		Kalex KTM - FPW Racing				
IDEAL LAP TIME : 1:53.219		BEST LAP TIME : 1:53.219		DIFFERENCE : 0.000						
LAP	SECTOR 1		SECTOR 2		SECTOR 3		LAP TIME	MPH	DIFF	TIME OF DAY
1 -		128.3	43.865	26.584	98.3	2:02.479	82.95	9.260	15:17:40.349	
2 -	46.531	127.4	43.170	26.193	104.7	1:55.894	87.66	2.675	15:19:36.243	
3 -	45.830	129.9	42.650	26.154	102.3	1:54.634 (3)	88.63	1.415	15:21:30.877	
4 -	45.820	126.3	42.513	26.329	103.5	1:54.662	88.60	1.443	15:23:25.539	
5 -	45.606	126.2	42.403	26.218	103.0	1:54.227 (2)	88.94	1.008	15:25:19.766	
6 -	45.031	126.3	42.035	26.153	103.8	1:53.219 (1)	89.73		15:27:12.985	

P4		47 M3		Jake ARCHER		Honda - RS Racing				
IDEAL LAP TIME : 1:53.008		BEST LAP TIME : 1:53.008		DIFFERENCE : 0.000						
LAP	SECTOR 1		SECTOR 2		SECTOR 3		LAP TIME	MPH	DIFF	TIME OF DAY
1 -		129.0	43.801	25.985	104.2	2:02.483	82.95	9.475	15:17:40.353	
2 -	46.986	127.3	42.441	25.896	105.2	1:55.323	88.10	2.315	15:19:35.676	
3 -	46.308	128.1	42.804	26.368	103.3	1:55.480	87.98	2.472	15:21:31.156	
4 -	46.131	127.8	42.434	26.133	106.5	1:54.698 (3)	88.58	1.690	15:23:25.854	
5 -	46.125	127.9	42.561	25.831	105.0	1:54.517 (2)	88.72	1.509	15:25:20.371	
6 -	45.683	125.9	41.676	25.649	105.2	1:53.008 (1)	89.90		15:27:13.379	

P5		26 M3		Dani SAEZ		Repli-Cast Moto 3 - Repli-Cast - Armstrong				
IDEAL LAP TIME : 1:54.032		BEST LAP TIME : 1:54.032		DIFFERENCE : 0.000						
LAP	SECTOR 1		SECTOR 2		SECTOR 3		LAP TIME	MPH	DIFF	TIME OF DAY
1 -		125.9	43.250	26.278	103.0	2:00.526	84.29	6.494	15:17:38.396	
2 -	46.248	126.0	43.603	26.492	104.0	1:56.343	87.32	2.311	15:19:34.739	
3 -	46.882	126.1	42.753	26.649	102.6	1:56.284	87.37	2.252	15:21:31.023	
4 -	46.092	126.4	42.554	26.083	104.2	1:54.729 (2)	88.55	0.697	15:23:25.752	
5 -	45.961	126.2	42.836	26.167	104.7	1:54.964 (3)	88.37	0.932	15:25:20.716	
6 -	45.715	127.0	42.365	25.952	105.0	1:54.032 (1)	89.09		15:27:14.748	

P6		62 M3		Vasco VAN DER VALK		Honda - Team ILR / Vasco62.nl				
IDEAL LAP TIME : 1:54.626		BEST LAP TIME : 1:54.856		DIFFERENCE : 0.230						
LAP	SECTOR 1		SECTOR 2		SECTOR 3		LAP TIME	MPH	DIFF	TIME OF DAY
1 -		126.3	44.371	26.778	100.5	2:03.346	82.37	8.490	15:17:41.216	
2 -	46.321	126.7	43.128	26.317	103.0	1:55.766 (3)	87.76	0.910	15:19:36.982	
3 -	45.887	125.5	42.754	26.215	102.8	1:54.856 (1)	88.46		15:21:31.838	
4 -	46.625	123.5	42.998	26.088	102.6	1:55.711 (2)	87.80	0.855	15:23:27.549	
5 -	46.399	124.3	43.224	26.178	104.0	1:55.801	87.73	0.945	15:25:23.350	

Weather / Track : Cloudy / Wet

Assen

Circuit Length = 2.8222 miles

Start: 15:15 Flag 15:26 End: 15:28

MCRCB BULLETIN TK237**2015 MCE British Superbike Championship - Round 10****2015 HEL British Motostar Championship****RACE 11 - SECTOR ANALYSIS**

SECTOR 1 = FL to I1, SECTOR 2 = I1 to I2, SECTOR 3 = I2 to FL, DIFF = Difference To Personal Best Lap

6 - 46.850 121.5 43.493 **25.985** 102.3 1:56.328 87.34 1.472 15:27:19.678

P7 25 M3 Mike BROUWERS		Honda - Joma / Brouwersracingteam							
IDEAL LAP TIME : 1:55.624		BEST LAP TIME : 1:55.761		DIFFERENCE : 0.137					
LAP	SECTOR 1	SECTOR 2	SECTOR 3	LAP TIME	MPH	DIFF	TIME OF DAY		
1 -		122.0	42.864	26.354	102.1	2:00.739	84.14	4.978	15:17:38.609
2 -	46.873	121.6	43.164	26.271	101.6	1:56.308 (3)	87.35	0.547	15:19:34.917
3 -	46.803	122.5	42.797	26.729	97.4	1:56.329	87.33	0.568	15:21:31.246
4 -	46.722	123.3	42.631	26.408	98.9	1:55.761 (1)	87.76		15:23:27.007
5 -	46.954	121.7	42.996	26.316	100.9	1:56.266 (2)	87.38	0.505	15:25:23.273
6 -	46.816	121.0	43.293	26.775	99.8	1:56.884	86.92	1.123	15:27:20.157

P8 27 M3 Georgina POLDEN		KTM - RS Racing							
IDEAL LAP TIME : 1:57.323		BEST LAP TIME : 1:57.422		DIFFERENCE : 0.099					
LAP	SECTOR 1	SECTOR 2	SECTOR 3	LAP TIME	MPH	DIFF	TIME OF DAY		
1 -		128.3	43.983	26.800	106.0	2:04.148	81.83	6.726	15:17:42.018
2 -	46.697	128.0	44.502	27.304	103.0	1:58.503	85.73	1.081	15:19:40.521
3 -	47.515	127.0	44.514	26.986	105.0	1:59.015	85.36	1.593	15:21:39.536
4 -	46.595	126.9	44.228	26.869	104.0	1:57.692 (2)	86.32	0.270	15:23:37.228
5 -	46.540	126.6	44.071	26.811	103.8	1:57.422 (1)	86.52		15:25:34.650
6 -	46.805	125.9	44.439	27.102	104.0	1:58.346 (3)	85.85	0.924	15:27:32.996

P9 61 D Ernst DUBBINK		Honda - Ernst Duddink Eveno Racing							
IDEAL LAP TIME : 1:58.406		BEST LAP TIME : 1:58.470		DIFFERENCE : 0.064					
LAP	SECTOR 1	SECTOR 2	SECTOR 3	LAP TIME	MPH	DIFF	TIME OF DAY		
1 -		126.9	45.316	27.016	102.6	2:04.140	81.84	5.670	15:17:42.010
2 -	47.606	126.6	44.930	27.114	103.0	1:59.650	84.91	1.180	15:19:41.660
3 -	47.654	126.9	44.592	27.031	103.0	1:59.277 (2)	85.18	0.807	15:21:40.937
4 -	46.798	126.4	44.654	27.018	105.2	1:58.470 (1)	85.76		15:23:39.407
5 -	47.262	126.0	44.933	27.408	104.0	1:59.603 (3)	84.94	1.133	15:25:39.010
6 -	49.274	124.3	46.633	27.219	100.9	2:03.126	82.51	4.656	15:27:42.136

P10 72 Cameron HORSMAN		EE125 - FAB-Racing							
IDEAL LAP TIME : 1:58.060		BEST LAP TIME : 1:58.229		DIFFERENCE : 0.169					
LAP	SECTOR 1	SECTOR 2	SECTOR 3	LAP TIME	MPH	DIFF	TIME OF DAY		
1 -		128.5	45.038	27.354	105.7	2:06.366	80.40	8.137	15:17:44.236
2 -	47.784	126.2	44.995	27.965	105.5	2:00.744	84.14	2.515	15:19:44.980
3 -	47.281	126.0	45.016	27.642	105.2	1:59.939 (3)	84.71	1.710	15:21:44.919
4 -	50.023	124.6	44.609	27.120	105.2	2:01.752	83.44	3.523	15:23:46.671
5 -	46.631	125.2	44.333	27.265	105.7	1:58.229 (1)	85.93		15:25:44.900
6 -	47.387	125.5	44.309	27.158	105.2	1:58.854 (2)	85.48	0.625	15:27:43.754

P11 35 M3 Elliot LODGE		Honda - Essential Team Racing / SP125							
IDEAL LAP TIME : 1:57.454		BEST LAP TIME : 1:57.916		DIFFERENCE : 0.462					
LAP	SECTOR 1	SECTOR 2	SECTOR 3	LAP TIME	MPH	DIFF	TIME OF DAY		
1 -		123.4	44.004	27.316	100.5	2:06.247	80.47	8.331	15:17:44.117
2 -	49.133	123.9	44.087	28.260	100.0	2:01.480	83.63	3.564	15:19:45.597
3 -	48.074	124.3	44.004	27.777	101.4	1:59.855 (3)	84.77	1.939	15:21:45.452
4 -	48.499	120.5	45.138	27.537	100.9	2:01.174	83.84	3.258	15:23:46.626
5 -	47.572	121.7	44.166	27.489	102.1	1:59.227 (2)	85.21	1.311	15:25:45.853
6 -	48.034	122.6	42.856	27.026	100.3	1:57.916 (1)	86.16		15:27:43.769

P12 42 M3 Brian SLOOTEN		Honda - Bakker Frames Holland							
IDEAL LAP TIME : 1:57.829		BEST LAP TIME : 1:58.366		DIFFERENCE : 0.537					
LAP	SECTOR 1	SECTOR 2	SECTOR 3	LAP TIME	MPH	DIFF	TIME OF DAY		
1 -		124.6	44.670	27.495	101.9	2:06.659	80.21	8.293	15:17:44.529
2 -	48.256	125.5	44.456	27.980	101.2	2:00.692	84.18	2.326	15:19:45.221
3 -	47.858	123.4	44.535	27.559	101.2	1:59.952 (3)	84.70	1.586	15:21:45.173

Assen

Circuit Length = 2.8222 miles

Start: 15:15 Flag 15:26 End: 15:28

Weather / Track : Cloudy / Wet

MCRCB BULLETIN TK237

2015 MCE British Superbike Championship - Round 10

2015 HEL British Motostar Championship

RACE 11 - SECTOR ANALYSIS

SECTOR 1 = FL to I1, SECTOR 2 = I1 to I2, SECTOR 3 = I2 to FL, DIFF = Difference To Personal Best Lap

4 -	50.451	120.5	44.173	27.075	104.0	2:01.699	83.48	3.333	15:23:46.872
5 -	47.419	123.5	43.969	26.978	103.3	1:58.366 (1)	85.83		15:25:45.238
6 -	46.882	121.1	44.253	27.618	102.1	1:58.753 (2)	85.55	0.387	15:27:43.991

P13	65	Josh OWENS	Honda - JPL Racing						
IDEAL LAP TIME : 1:58.021		BEST LAP TIME : 1:58.077		DIFFERENCE : 0.056					
LAP	SECTOR 1	SECTOR 2	SECTOR 3	LAP TIME	MPH	DIFF	TIME OF DAY		
1 -	120.8	44.864	27.805	97.8	2:11.178	77.45	13.101	15:17:49.048	
2 -	48.330	118.8	43.694	27.149	98.5	1:59.173	1.096	15:19:48.221	
3 -	47.772	118.9	43.291	27.014	98.7	1:58.077 (1)	86.04	15:21:46.298	
4 -	48.333	118.3	44.270	27.898	97.8	2:00.501	2.424	15:23:46.799	
5 -	48.496	119.0	43.284	26.975	100.0	1:58.755 (3)	85.55	0.678	15:25:45.554
6 -	48.038	117.8	43.274	27.327	99.1	1:58.639 (2)	85.63	0.562	15:27:44.193

P14	113 D	Walid SOPPE	Honda - Ernst Duddink Eveno Racing						
IDEAL LAP TIME : 1:58.129		BEST LAP TIME : 1:58.359		DIFFERENCE : 0.230					
LAP	SECTOR 1	SECTOR 2	SECTOR 3	LAP TIME	MPH	DIFF	TIME OF DAY		
1 -	123.1	46.286	27.838	101.9	2:10.877	77.63	12.518	15:17:48.747	
2 -	48.902	124.6	44.439	26.968	102.3	2:00.309	1.950	15:19:49.056	
3 -	49.838	125.2	43.841	26.904	100.5	2:00.583	2.224	15:21:49.639	
4 -	47.831	124.7	44.059	27.164	103.8	1:59.054 (3)	85.34	0.695	15:23:48.693
5 -	47.851	126.6	43.776	26.789	104.0	1:58.416 (2)	85.80	0.057	15:25:47.109
6 -	47.846	124.5	43.509	27.004	103.8	1:58.359 (1)	85.84	15:27:45.468	

P15	2 M3	Joe THOMAS	Honda - Team ILR						
IDEAL LAP TIME : 1:58.591		BEST LAP TIME : 1:58.922		DIFFERENCE : 0.331					
LAP	SECTOR 1	SECTOR 2	SECTOR 3	LAP TIME	MPH	DIFF	TIME OF DAY		
1 -	122.1	44.243	28.186	98.5	2:07.838	79.47	8.916	15:17:45.708	
2 -	48.679	121.7	44.301	28.166	99.6	2:01.146	2.224	15:19:46.854	
3 -	47.831	121.5	44.267	27.943	100.0	2:00.041 (3)	84.63	1.119	15:21:46.895
4 -	47.536	120.9	44.952	28.150	100.5	2:00.638	84.22	1.716	15:23:47.533
5 -	47.607	121.5	43.874	27.441	100.7	1:58.922 (1)	85.43	15:25:46.455	
6 -	47.791	121.6	43.614	27.739	99.6	1:59.144 (2)	85.27	0.222	15:27:45.599

P16	28 D	Dennis KOOPMAN	Honda - BV Racing Moto 3						
IDEAL LAP TIME : 1:57.992		BEST LAP TIME : 1:58.049		DIFFERENCE : 0.057					
LAP	SECTOR 1	SECTOR 2	SECTOR 3	LAP TIME	MPH	DIFF	TIME OF DAY		
1 -	119.0	46.136	27.780	101.4	2:13.303	76.21	15.254	15:17:51.173	
2 -	48.222	123.5	44.365	27.410	102.6	1:59.997	1.948	15:19:51.170	
3 -	48.476	124.8	44.233	26.740	101.9	1:59.449	85.05	1.400	15:21:50.619
4 -	47.743	121.4	44.118	26.828	102.8	1:58.689 (2)	85.60	0.640	15:23:49.308
5 -	47.236	123.9	44.019	26.794	103.3	1:58.049 (1)	86.06	15:25:47.357	
6 -	48.012	124.6	44.016	26.872	102.3	1:58.900 (3)	85.45	0.851	15:27:46.257

P17	29 D	Sven GREVINK	Honda - DS Racing						
IDEAL LAP TIME : 1:59.433		BEST LAP TIME : 1:59.662		DIFFERENCE : 0.229					
LAP	SECTOR 1	SECTOR 2	SECTOR 3	LAP TIME	MPH	DIFF	TIME OF DAY		
1 -	122.9	45.862	27.757	100.9	2:11.295	77.38	11.633	15:17:49.165	
2 -	48.772	123.8	45.311	27.786	101.4	2:01.869	83.36	2.207	15:19:51.034
3 -	48.492	124.0	44.683	27.216	101.6	2:00.391	84.39	0.729	15:21:51.425
4 -	48.245	123.9	44.184	27.233	102.6	1:59.662 (1)	84.90	15:23:51.087	
5 -	48.082	123.2	44.482	27.813	100.0	2:00.377 (3)	84.40	0.715	15:25:51.464
6 -	48.439	121.5	44.135	27.787	101.4	2:00.361 (2)	84.41	0.699	15:27:51.825

P18	17	Wesley JONKER	Luyten Honda - Racing Family						
IDEAL LAP TIME : 1:58.194		BEST LAP TIME : 1:59.641		DIFFERENCE : 1.447					
LAP	SECTOR 1	SECTOR 2	SECTOR 3	LAP TIME	MPH	DIFF	TIME OF DAY		
1 -	122.1	45.947	28.256	99.4	2:12.934	76.42	13.293	15:17:50.804	

Weather / Track : Cloudy / Wet

Assen

Circuit Length = 2.8222 miles

Start: 15:15 Flag 15:26 End: 15:28

2015 MCE British Superbike Championship - Round 10**2015 HEL British Motostar Championship****RACE 11 - SECTOR ANALYSIS**

SECTOR 1 = FL to I1, SECTOR 2 = I1 to I2, SECTOR 3 = I2 to FL, DIFF = Difference To Personal Best Lap

2 -	48.509	121.5	44.705	28.087	100.9	2:01.301	83.75	1.660	15:19:52.105
3 -	48.317	123.0	44.404	27.150	101.6	1:59.871 (2)	84.75	0.230	15:21:51.976
4 -	48.446	123.1	44.488	27.763	100.5	2:00.697	84.17	1.056	15:23:52.673
5 -	47.304	122.2	44.149	28.188	101.2	1:59.641 (1)	84.92		15:25:52.314
6 -	49.044	120.3	43.740	27.175	100.3	1:59.959 (3)	84.69	0.318	15:27:52.273

P19 3 Mark CLAYTON

Honda - SP125 / Refined Recruitment

IDEAL LAP TIME : 1:59.038

BEST LAP TIME : 2:00.462

DIFFERENCE : 1.424

LAP	SECTOR 1	SECTOR 2	SECTOR 3	LAP TIME	MPH	DIFF	TIME OF DAY		
1 -		121.5	45.441	27.926	97.2	2:10.879	77.62	10.417	15:17:48.749
2 -	48.541	119.3	44.541	27.532	100.9	2:00.614 (2)	84.23	0.152	15:19:49.363
3 -	48.042	121.1	44.695	27.725	101.9	2:00.462 (1)	84.34		15:21:49.825
4 -	48.583	119.7	44.884	27.658	101.9	2:01.125	83.88	0.663	15:23:50.950
5 -	47.554	120.6	45.208	27.937	102.3	2:00.699 (3)	84.17	0.237	15:25:51.649
6 -	49.237	120.3	44.287	27.197	101.2	2:00.721	84.16	0.259	15:27:52.370

P20 21 M3 Richard KERR

Honda - Bob Wylie Racing

IDEAL LAP TIME : 1:59.070

BEST LAP TIME : 1:59.592

DIFFERENCE : 0.522

LAP	SECTOR 1	SECTOR 2	SECTOR 3	LAP TIME	MPH	DIFF	TIME OF DAY		
1 -		119.1	46.110	28.136	98.5	2:12.673	76.57	13.081	15:17:50.543
2 -	47.830	121.9	45.553	27.987	99.6	2:01.370	83.71	1.778	15:19:51.913
3 -	47.990	121.7	44.825	27.850	99.6	2:00.665	84.20	1.073	15:21:52.578
4 -	47.446	121.3	44.808	27.789	99.1	2:00.043 (2)	84.63	0.451	15:23:52.621
5 -	46.770	122.5	44.583	28.239	100.5	1:59.592 (1)	84.95		15:25:52.213
6 -	47.942	120.3	44.511	28.068	100.3	2:00.521 (3)	84.30	0.929	15:27:52.734

P21 24 Tasia RODINK

Honda - Promemo Racing

IDEAL LAP TIME : 1:58.733

BEST LAP TIME : 1:59.048

DIFFERENCE : 0.315

LAP	SECTOR 1	SECTOR 2	SECTOR 3	LAP TIME	MPH	DIFF	TIME OF DAY		
1 -		121.6	46.189	28.181	100.3	2:13.185	76.28	14.137	15:17:51.055
2 -	49.225	122.7	44.359	28.209	99.8	2:01.793	83.42	2.745	15:19:52.848
3 -	48.654	122.9	43.876	27.362	100.7	1:59.892 (2)	84.74	0.844	15:21:52.740
4 -	49.023	121.7	44.509	27.813	100.5	2:01.345	83.72	2.297	15:23:54.085
5 -	48.406	121.5	44.666	26.850	101.6	1:59.922 (3)	84.72	0.874	15:25:54.007
6 -	48.698	121.9	43.477	26.873	100.7	1:59.048 (1)	85.34		15:27:53.055

P22 8 M3 TJ TOMS

Repli-Cast Moto 3 - Repli-Cast UK

IDEAL LAP TIME : 1:59.220

BEST LAP TIME : 1:59.623

DIFFERENCE : 0.403

LAP	SECTOR 1	SECTOR 2	SECTOR 3	LAP TIME	MPH	DIFF	TIME OF DAY		
1 -		123.1	46.036	28.341	102.1	2:11.480	77.27	11.857	15:17:49.350
2 -	48.692	121.5	45.073	27.447	101.2	2:01.212	83.82	1.589	15:19:50.562
3 -	48.439	123.0	45.089	27.142	100.7	2:00.670 (2)	84.19	1.047	15:21:51.232
4 -	47.769	123.3	44.393	27.461	101.6	1:59.623 (1)	84.93		15:23:50.855
5 -	47.736	122.3	45.252	27.974	102.1	2:00.962 (3)	83.99	1.339	15:25:51.817
6 -	49.608	121.4	44.637	27.091	103.3	2:01.336	83.73	1.713	15:27:53.153

P23 11 Stephen CAMPBELL

Honda - Campbell Racing

IDEAL LAP TIME : 2:00.264

BEST LAP TIME : 2:00.530

DIFFERENCE : 0.266

LAP	SECTOR 1	SECTOR 2	SECTOR 3	LAP TIME	MPH	DIFF	TIME OF DAY		
1 -		118.9	46.030	28.212	98.3	2:13.045	76.36	12.515	15:17:50.915
2 -	48.830	119.9	44.808	27.931	98.1	2:01.569	83.57	1.039	15:19:52.484
3 -	48.392	120.1	44.424	27.714	99.4	2:00.530 (1)	84.29		15:21:53.014
4 -	49.025	119.6	44.321	27.610	98.1	2:00.956 (3)	83.99	0.426	15:23:53.970
5 -	48.408	118.0	44.648	27.564	98.9	2:00.620 (2)	84.23	0.090	15:25:54.590
6 -	49.609	117.1	44.308	27.762	98.1	2:01.679	83.49	1.149	15:27:56.269

Assen

Circuit Length = 2.8222 miles

Start: 15:15 Flag 15:26 End: 15:28

Weather / Track : Cloudy / Wet

MCRCB BULLETIN TK237

2015 MCE British Superbike Championship - Round 10

2015 HEL British Motostar Championship

RACE 11 - SECTOR ANALYSIS

SECTOR 1 = FL to I1, SECTOR 2 = I1 to I2, SECTOR 3 = I2 to FL, DIFF = Difference To Personal Best Lap

P24	97 M3	Adam MOORE			Honda - Cresswell Racing					
IDEAL LAP TIME : 1:59.568		BEST LAP TIME : 1:59.818			DIFFERENCE : 0.250					
LAP	SECTOR 1		SECTOR 2		SECTOR 3		LAP TIME	MPH	DIFF	TIME OF DAY
1 -		119.7	47.005	29.074	96.8	2:15.335	75.07	15.517	15:17:53.205	
2 -	48.557	118.5	44.809	28.190	99.1	2:01.556	83.58	1.738	15:19:54.761	
3 -	47.928	118.4	44.671	28.094	98.9	2:00.693 (3)	84.18	0.875	15:21:55.454	
4 -	47.530	118.8	44.535	27.753	99.1	1:59.818 (1)	84.79		15:23:55.272	
5 -	47.767	118.5	44.595	27.586	99.6	1:59.948 (2)	84.70	0.130	15:25:55.220	
6 -	49.430	113.7	44.452	27.826	97.8	2:01.708	83.47	1.890	15:27:56.928	
P25	34	Liam DELVES			Honda - Crucials Sauce / Banks Racing					
IDEAL LAP TIME : 2:04.207		BEST LAP TIME : 2:04.601			DIFFERENCE : 0.394					
LAP	SECTOR 1		SECTOR 2		SECTOR 3		LAP TIME	MPH	DIFF	TIME OF DAY
1 -		122.7	48.007	28.829	97.6	2:16.858	74.23	12.257	15:17:54.728	
2 -	49.432	121.4	46.780	28.389	98.9	2:04.601 (1)	81.54		15:19:59.329	
3 -	49.077	120.0	47.660	29.212	98.9	2:05.949	80.66	1.348	15:22:05.278	
4 -	49.179	118.9	47.561	28.778	98.5	2:05.518 (3)	80.94	0.917	15:24:10.796	
5 -	49.038	118.9	47.497	28.953	97.8	2:05.488 (2)	80.96	0.887	15:26:16.284	
6 -	50.158	118.5	47.507	28.637	98.1	2:06.302	80.44	1.701	15:28:22.586	
P26	84 M3	Arne DE WINTERE			Kalex KTM - FPW Racing					
IDEAL LAP TIME : 2:04.889		BEST LAP TIME : 2:05.350			DIFFERENCE : 0.461					
LAP	SECTOR 1		SECTOR 2		SECTOR 3		LAP TIME	MPH	DIFF	TIME OF DAY
1 -		125.6	48.551	29.117	100.5	2:15.170	75.16	9.820	15:17:53.040	
2 -	48.960	123.7	47.073	29.317	101.6	2:05.350 (1)	81.05		15:19:58.390	
3 -	49.381	124.9	47.943	29.211	101.9	2:06.535 (3)	80.29	1.185	15:22:04.925	
4 -	49.697	115.4	48.044	29.073	103.0	2:06.814	80.11	1.464	15:24:11.739	
5 -	48.848	126.0	47.742	28.968	100.3	2:05.558 (2)	80.92	0.208	15:26:17.297	
6 -	50.767	125.0	48.100	29.799	99.8	2:08.666	78.96	3.316	15:28:25.963	
P27	4	Louis VALLELEY			KTM - CM Racing					
IDEAL LAP TIME : 2:05.369		BEST LAP TIME : 2:05.979			DIFFERENCE : 0.610					
LAP	SECTOR 1		SECTOR 2		SECTOR 3		LAP TIME	MPH	DIFF	TIME OF DAY
1 -		119.4	48.036	28.664	97.0	2:16.123	74.63	10.144	15:17:53.993	
2 -	51.047	118.5	47.774	28.676	96.4	2:07.497	79.68	1.518	15:20:01.490	
3 -	49.911	114.6	47.875	28.888	96.2	2:06.674	80.20	0.695	15:22:08.164	
4 -	49.726	115.8	47.391	29.094	96.0	2:06.211 (3)	80.50	0.232	15:24:14.375	
5 -	49.981	113.7	47.342	28.656	96.8	2:05.979 (1)	80.64		15:26:20.354	
6 -	50.535	114.6	47.185	28.458	96.8	2:06.178 (2)	80.52	0.199	15:28:26.532	
P28	99 M3	Miguel CORREIA-LOURENCO			Kalex KTM - Racing Team Noord Nederland					
IDEAL LAP TIME : 2:06.868		BEST LAP TIME : 2:07.014			DIFFERENCE : 0.146					
LAP	SECTOR 1		SECTOR 2		SECTOR 3		LAP TIME	MPH	DIFF	TIME OF DAY
1 -		122.4	47.771	29.265	97.0	2:17.942	73.65	10.928	15:17:55.812	
2 -	51.156	121.5	46.910	29.260	97.6	2:07.326 (2)	79.79	0.312	15:20:03.138	
3 -	50.773	120.5	47.562	29.437	97.0	2:07.772 (3)	79.51	0.758	15:22:10.910	
4 -	51.286	119.6	47.672	29.355	97.0	2:08.313	79.18	1.299	15:24:19.223	
5 -	50.788	120.2	46.923	29.303	97.2	2:07.014 (1)	79.99		15:26:26.237	
6 -	51.901	120.9	46.835	29.821	98.1	2:08.557	79.03	1.543	15:28:34.794	
P29	6 M3	Taz TAYLOR			KTM - RS Racing					
IDEAL LAP TIME : 1:52.003		BEST LAP TIME : 1:52.926			DIFFERENCE : 0.923					
LAP	SECTOR 1		SECTOR 2		SECTOR 3		LAP TIME	MPH	DIFF	TIME OF DAY
1 -		129.3	41.612	25.848	105.7	1:57.399	86.54	4.473	15:17:35.269	
2 -	46.377	129.3	41.027	25.793	105.0	1:53.197 (3)	89.75	0.271	15:19:28.466	
3 -	46.877	130.8	41.830	25.815	107.0	1:54.522	88.71	1.596	15:21:22.988	
4 -	46.178	128.5	41.408	25.356	107.2	1:52.942 (2)	89.95	0.016	15:23:15.930	
5 -	46.193	130.0	41.221	25.512	107.2	1:52.926 (1)	89.97		15:25:08.856	

Weather / Track : Cloudy / Wet

Assen

Circuit Length = 2.8222 miles

Start: 15:15 Flag 15:26 End: 15:28

MCRCB BULLETIN TK237

2015 MCE British Superbike Championship - Round 10

2015 HEL British Motostar Championship

RACE 11 - SECTOR ANALYSIS

SECTOR 1 = FL to I1, SECTOR 2 = I1 to I2, SECTOR 3 = I2 to FL, DIFF = Difference To Personal Best Lap

P30	86	M3	Charlie NESBITT			Repli-Cast Moto 3 - Repli-Cast UK			
IDEAL LAP TIME : 1:56.576		BEST LAP TIME : 1:56.576		DIFFERENCE : 0.000					

LAP	SECTOR 1	SECTOR 2	SECTOR 3	LAP TIME	MPH	DIFF	TIME OF DAY		
1 -		124.2	43.775	26.985	101.9	2:04.727	81.45	8.151	15:17:42.597
2 -	47.445	124.2	44.634	27.433	102.3	1:59.512	85.01	2.936	15:19:42.109
3 -	47.521	124.2	44.465	27.272	103.0	1:59.258 (3)	85.19	2.682	15:21:41.367
4 -	46.811	123.7	43.559	27.220	102.3	1:57.590 (2)	86.40	1.014	15:23:38.957
5 -	46.405	123.5	43.201	26.970	101.9	1:56.576 (1)	87.15		15:25:35.533

P31	16	Andrew SAWFORD			Aprilia - St Neots Motorcycle Co Ltd				
IDEAL LAP TIME : 2:00.374		BEST LAP TIME : 2:00.374		DIFFERENCE : 0.000					

LAP	SECTOR 1	SECTOR 2	SECTOR 3	LAP TIME	MPH	DIFF	TIME OF DAY		
1 -		123.4	46.103	29.527	96.4	2:15.840	74.79	15.466	15:17:53.710
2 -	49.138	121.4	44.973	27.566	99.8	2:01.677	83.50	1.303	15:19:55.387
3 -	47.886	122.4	44.942	27.546	100.5	2:00.374 (1)	84.40		15:21:55.761
4 -	48.287	121.7	44.947	27.729	98.9	2:00.963 (2)	83.99	0.589	15:23:56.724
5 -	48.570	120.6	45.037	27.704	100.0	2:01.311 (3)	83.75	0.937	15:25:58.035

P32	71	M3	Christoph BEINLICH			Honda - Beinlich Racing Team			
IDEAL LAP TIME : 1:59.164		BEST LAP TIME : 1:59.867		DIFFERENCE : 0.703					

LAP	SECTOR 1	SECTOR 2	SECTOR 3	LAP TIME	MPH	DIFF	TIME OF DAY		
1 -		125.9	43.605	27.093	94.3	2:05.552	80.92	5.685	15:17:43.422
2 -	49.036	125.6	44.462	27.836	102.6	2:01.334 (2)	83.73	1.467	15:19:44.756
3 -	48.466	126.1	44.282	27.119	103.5	1:59.867 (1)	84.76		15:21:44.623

P33	7	Jamie ASHBY			Honda - SP125 / JPA Racing				
IDEAL LAP TIME : 2:06.280		BEST LAP TIME : 2:07.291		DIFFERENCE : 1.011					

LAP	SECTOR 1	SECTOR 2	SECTOR 3	LAP TIME	MPH	DIFF	TIME OF DAY		
1 -	OUTLAP	120.0	47.926	29.509	96.6	2:17.144	74.08	9.853	15:17:55.014
2 -	49.858	117.3	48.026	29.407	97.2	2:07.291 (1)	79.81		15:20:02.305
3 -	49.467	116.8	47.406	31.311	51.6	2:08.184 (2)	79.26	0.893	15:22:10.489

P34	50	Steve LAWTON			KTM - Cresswell Racing				
IDEAL LAP TIME : 2:08.317		BEST LAP TIME :		DIFFERENCE :					

LAP	SECTOR 1	SECTOR 2	SECTOR 3	LAP TIME	MPH	DIFF	TIME OF DAY		
1 -		113.0	47.921	29.392	91.8	2:17.614	73.83		15:17:55.484
2 -	51.004	112.9	1:17.559	IN PIT		2:50.408 P	59.62		15:20:45.892

MCRCB BULLETIN TK238**2015 MCE British Superbike Championship - Round 10****2015 HEL British Motostar Championship****RACE 11 - BEST SPEEDS**

POS	INTERMEDIATE 1			INTERMEDIATE 2			FINISH LINE		
	NO	NAME	MPH	NO	NAME	MPH	NO	NAME	MPH
1	6	TAYLOR	130.8				6	TAYLOR	107.2
2	52	BOERBOOM	129.9				47	ARCHER	106.5
3	47	ARCHER	129.0				95	DEROUE	106.5
4	95	DEROUE	128.9				27	POLDEN	106.0
5	72	HORSMAN	128.5				72	HORSMAN	105.7
6	27	POLDEN	128.3				61	DUBBINK	105.2
7	26	SAEZ	127.0				26	SAEZ	105.0
8	61	DUBBINK	126.9				52	BOERBOOM	104.7
9	62	VAN DER VALK	126.7				113	SOPPE	104.0
10	113	SOPPE	126.6				42	SLOOTEN	104.0
11	71	BEINLICH	126.1				62	VAN DER VALK	104.0
12	84	DE WINTERE	126.0				71	BEINLICH	103.5
13	42	SLOOTEN	125.5				28	KOOPMAN	103.3
14	1	RENDELL	125.2				8	TOMS	103.3
15	28	KOOPMAN	124.8				84	DE WINTERE	103.0
16	35	LODGE	124.3				86	NESBITT	103.0
17	86	NESBITT	124.2				29	GREVINK	102.6
18	29	GREVINK	124.0				3	CLAYTON	102.3
19	16	SAWFORD	123.4				1	RENDELL	102.3
20	8	TOMS	123.3				25	BROUWERS	102.1
21	25	BROUWERS	123.3				35	LODGE	102.1
22	17	JONKER	123.1				17	JONKER	101.6
23	24	RODINK	122.9				24	RODINK	101.6
24	34	DELVES	122.7				2	THOMAS	100.7
25	21	KERR	122.5				16	SAWFORD	100.5
26	99	CORREIA-LOURENCO	122.4				21	KERR	100.5
27	2	THOMAS	122.1				65	OWENS	100.0
28	3	CLAYTON	121.5				97	MOORE	99.6
29	65	OWENS	120.8				11	CAMPBELL	99.4
30	11	CAMPBELL	120.1				34	DELVES	98.9
31	7	ASHBY	120.0				99	CORREIA-LOURENCO	98.1
32	97	MOORE	119.7				7	ASHBY	97.2
33	4	VALLELEY	119.4				4	VALLELEY	97.0
34	50	LAWTON	113.0				50	LAWTON	91.8
35	18	CLARKE	52.9						

Weather / Track : Cloudy / Wet

Results can be found at www.tsl-timing.com

Assen

Circuit Length = 2.8222 miles

Start: 15:15 Flag 15:26 End: 15:28

Printed - 15:30 Sunday, 20 September 2015

MCRCB BULLETIN TK239

2015 MCE British Superbike Championship - Round 10

2015 HEL British Motostar Championship

RACE 11 - BEST SECTORS

SECTOR 1			SECTOR 2			SECTOR 3			IDEAL / BEST COMPARISON						
POS	NO	NAME	TIME	NO	NAME	TIME	NO	NAME	TIME	POS	NO	NAME	IDEAL	BEST	DIFF
													PERFECT LAP	1:51.045	
1	95	DEROUE	44.662	6	TAYLOR	41.027	6	TAYLOR	25.356	1	6	TAYLOR	1:52.003	1:52.926	0.923
2	52	BOERBOOM	45.031	95	DEROUE	41.650	47	ARCHER	25.649	2	95	DEROUE	1:52.061	1:52.061	0.000
3	6	TAYLOR	45.620	47	ARCHER	41.676	95	DEROUE	25.749	3	47	ARCHER	1:53.008	1:53.008	0.000
4	47	ARCHER	45.683	1	RENDELL	41.884	26	SAEZ	25.952	4	52	BOERBOOM	1:53.219	1:53.219	0.000
5	26	SAEZ	45.715	52	BOERBOOM	42.035	62	VAN DER VALK	25.985	5	1	RENDELL	1:53.793	1:53.862	0.069
6	62	VAN DER VALK	45.887	26	SAEZ	42.365	1	RENDELL	26.007	6	26	SAEZ	1:54.032	1:54.032	0.000
7	1	RENDELL	45.902	25	BROUWERS	42.631	52	BOERBOOM	26.153	7	62	VAN DER VALK	1:54.626	1:54.856	0.230
8	86	NESBITT	46.405	62	VAN DER VALK	42.754	25	BROUWERS	26.271	8	25	BROUWERS	1:55.624	1:55.761	0.137
9	27	POLDEN	46.540	35	LODGE	42.856	28	KOOPMAN	26.740	9	86	NESBITT	1:56.576	1:56.576	0.000
10	72	HORSMAN	46.631	86	NESBITT	43.201	113	SOPPE	26.789	10	27	POLDEN	1:57.323	1:57.422	0.099
11	25	BROUWERS	46.722	65	OWENS	43.274	27	POLDEN	26.800	11	35	LODGE	1:57.454	1:57.916	0.462
12	21	KERR	46.770	24	RODINK	43.477	24	RODINK	26.850	12	42	SLOOTEN	1:57.829	1:58.366	0.537
13	61	DUBBINK	46.798	113	SOPPE	43.509	86	NESBITT	26.970	13	28	KOOPMAN	1:57.992	1:58.049	0.057
14	42	SLOOTEN	46.882	71	BEINLICH	43.605	65	OWENS	26.975	14	65	OWENS	1:58.021	1:58.077	0.056
15	28	KOOPMAN	47.236	2	THOMAS	43.614	42	SLOOTEN	26.978	15	72	HORSMAN	1:58.060	1:58.229	0.169
16	17	JONKER	47.304	17	JONKER	43.740	61	DUBBINK	27.016	16	113	SOPPE	1:58.129	1:58.359	0.230
17	97	MOORE	47.530	42	SLOOTEN	43.969	35	LODGE	27.026	17	17	JONKER	1:58.194	1:59.641	1.447
18	2	THOMAS	47.536	27	POLDEN	43.983	8	TOMS	27.091	18	61	DUBBINK	1:58.406	1:58.470	0.064
19	3	CLAYTON	47.554	28	KOOPMAN	44.016	71	BEINLICH	27.093	19	2	THOMAS	1:58.591	1:58.922	0.331
20	35	LODGE	47.572	29	GREVINK	44.135	72	HORSMAN	27.120	20	24	RODINK	1:58.733	1:59.048	0.315
21	8	TOMS	47.736	3	CLAYTON	44.287	17	JONKER	27.150	21	3	CLAYTON	1:59.038	2:00.462	1.424
22	65	OWENS	47.772	11	CAMPBELL	44.308	3	CLAYTON	27.197	22	21	KERR	1:59.070	1:59.592	0.522
23	113	SOPPE	47.831	72	HORSMAN	44.309	29	GREVINK	27.216	23	71	BEINLICH	1:59.164	1:59.867	0.703
24	16	SAWFORD	47.886	8	TOMS	44.393	2	THOMAS	27.441	24	8	TOMS	1:59.220	1:59.623	0.403
25	29	GREVINK	48.082	97	MOORE	44.452	16	SAWFORD	27.546	25	29	GREVINK	1:59.433	1:59.662	0.229
26	11	CAMPBELL	48.392	21	KERR	44.511	11	CAMPBELL	27.564	26	97	MOORE	1:59.568	1:59.818	0.250
27	24	RODINK	48.406	61	DUBBINK	44.592	97	MOORE	27.586	27	11	CAMPBELL	2:00.264	2:00.530	0.266
28	71	BEINLICH	48.466	16	SAWFORD	44.942	21	KERR	27.789	28	16	SAWFORD	2:00.374	2:00.374	0.000
29	84	DE WINTERE	48.848	34	DELVES	46.780	34	DELVES	28.389	29	34	DELVES	2:04.207	2:04.601	0.394
30	34	DELVES	49.038	99	CORREIA-LOUREN	46.835	4	VALLELEY	28.458	30	84	DE WINTERE	2:04.889	2:05.350	0.461
31	7	ASHBY	49.467	84	DE WINTERE	47.073	84	DE WINTERE	28.968	31	4	VALLELEY	2:05.369	2:05.979	0.610
32	4	VALLELEY	49.726	4	VALLELEY	47.185	99	CORREIA-LOUREN	29.260	32	7	ASHBY	2:06.280	2:07.291	1.011
33	99	CORREIA-LOUREN	50.773	7	ASHBY	47.406	50	LAWTON	29.392	33	99	CORREIA-LOUREN	2:06.868	2:07.014	0.146
34	50	LAWTON	51.004	50	LAWTON	47.921	7	ASHBY	29.407	34	50	LAWTON	2:08.317		
35															

Weather / Track : Cloudy / Wet

Assen

Circuit Length = 2.8222 miles

Start: 15:15 Flag 15:26 End: 15:28

Results can be found at www.tsl-timing.com

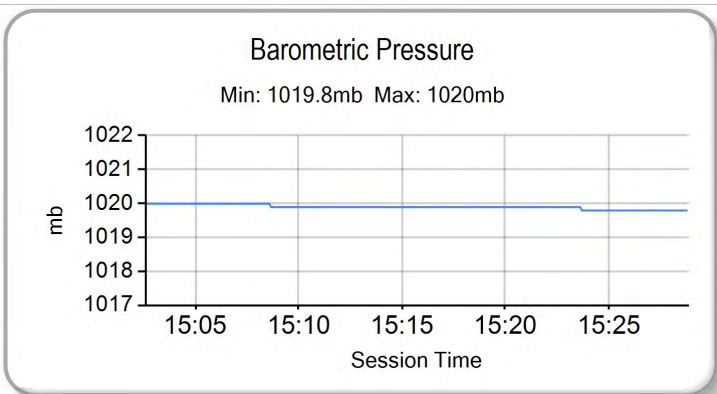
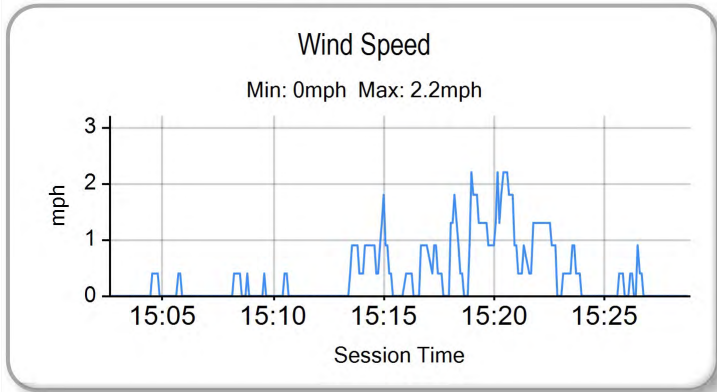
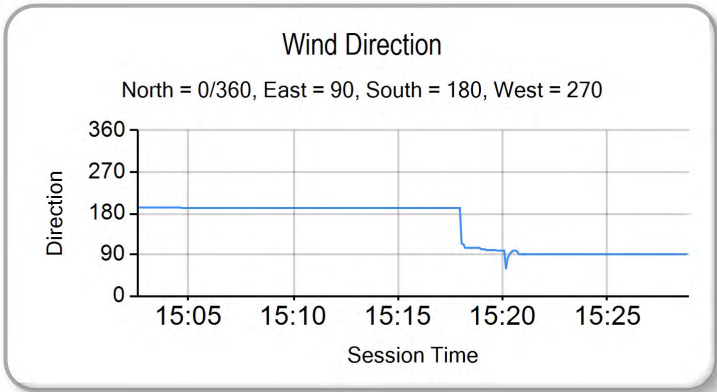
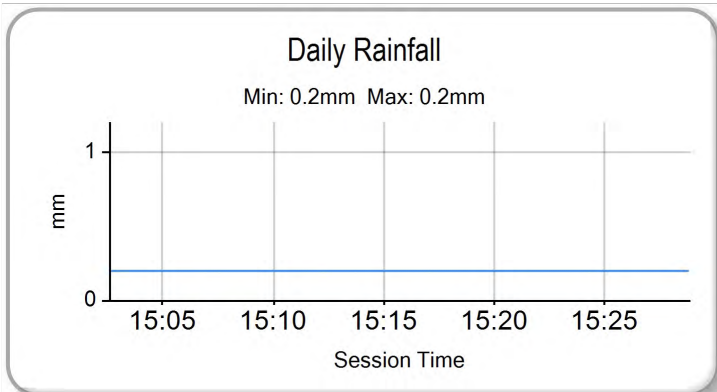
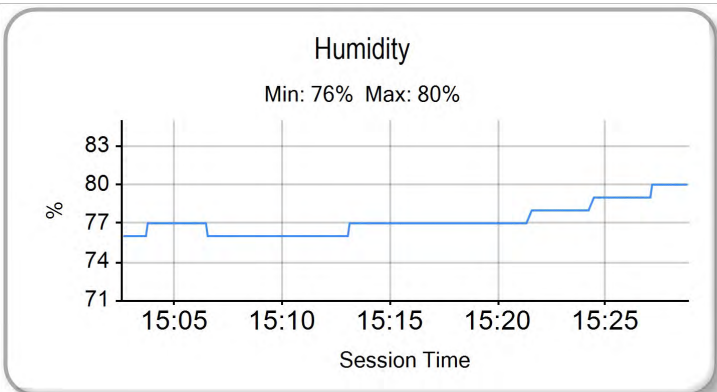
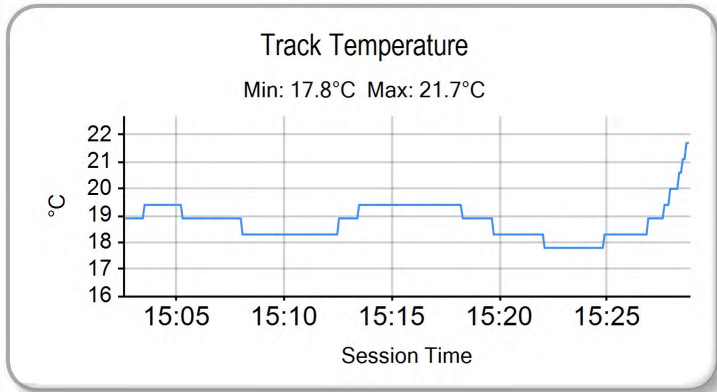
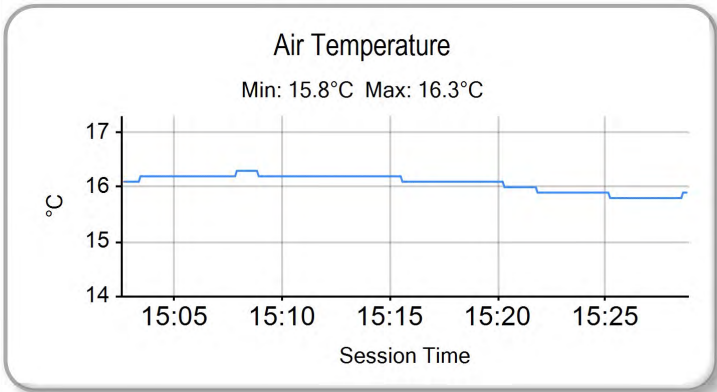
Printed - 15:31 Sunday, 20 September 2015

MCRCB BULLETIN TK240

2015 MCE British Superbike Championship - Round 10

2015 HEL British Motostar Championship

RACE 11 - WEATHER CONDITIONS



Weather / Track : Cloudy / Wet

Results can be found at www.tsl-timing.com

Assen
Circuit Length = 2.8222 miles
Start: 15:15 Flag 15:26 End: 15:28

Printed - 15:31 Sunday, 20 September 2015

MCRCB BULLETIN TK241

2015 HEL Performance British Motostar Championship MOTO 3 POINTS AFTER ROUND 18

	TOTAL	GAP	DIFF	4th-6th April	Donington Park	17th-19th April	Brands Hatch Indy	2nd-4th May Oulton Park	19th-21st June	Snetterton	3rd-5th July	Knockhill	17th-19th July	Brands Hatch GP	31st July-2nd August	Thruxton	21st-23rd August	Cadwell Park	4th-6th Sept Oulton Park	18th-20th September	Assen	2nd-4th October	Silverstone	16th-18th October	Brands Hatch - GP	
Scott DEROUÉ	373			25	20 25	13	25 20	20 20	20 20	20 25	20 25	20 25	20 25	20 25	25	20 25										
Taz TAYLOR	314	59		20 16	25 20	25	25	25 25	25 20	25 13	25		25						25							
Edward RENDELL	214	159	100	16 13	16 16	20	16 16	13 16	8 16	11			10 7	20					10 7 20							
Dani SAEZ	188	185	26	11	8 9	8	20 8	16 10	13 13	16 16			13 16 11						13 16 11							
Jorel BOERBOOM	173	200	15	10	10 13	10	13	13	11 11	6 8	11 20	11	10 16													
Charlie NESBITT	155	218	18	8	13	7	10 11	11 8	16	13 20	16	16	6													
Jake ARCHER	128	245	27	3	7 6	11		1 9	11 10	13 13	20 11 13															
Vasco VAN DER VALK	116	257	12	9 4	1 2	1	4 7	8 9	7 7	5 4	10 11	9 8 10														
Elliot LODGE	107	266	9	8 6	5 5	6	9	10 7	6 9	4 3	7 9	5 2 6														
Alex PERSSON	106	267	1		9 11	16	13 9	9 11	10	9 9																
Georgina POLDEN	103	270	3	13	8 9	8	2 6	4 8	10 6	5 8	7 1 8															
Mike BROUWERS	91	282	12	3	1	6 3	4	5 10	8 7	8 10	8 9 9															
Brian SLOOTEN	76	297	15	7 7	4 7	3	5 6		3 5	2	6 5	6 5 5														
Joe THOMAS	57	316	19	11 9	2 4	2	2 2	6	2 6	3 2	3															
Christoph BEINLICH	49	324	8		11 10	4	11 10																			
Brad RAY	45	328	4	25 20																						
Richard KERR	40	333	5	4				7 5	1 1	3 16	3															
Edmund BEST	38	335	2	2			4	1 3	1	7 5	9 6															
Joseph THOMPSON	30	343	8	10 5	3		7 5																			
Tomas DE VRIES	30	343	0	5 1			3 1	3 2	4		4 7															
Joel MARKLUND	26	347	4	6	6	5		5 4																		
Ernst DUBBINK	20	353	6																							
TJ TOMS	10	363	10				1		3		2 4															
Sam BURMAN	9	364	1						2		1 2	4														
Dennis KOOPMAN	6	367	3																							
Walid SOPPE	4	369	2																							
Asher DURHAM	3	370	1		3																					
Sven GREVINK	1	372	2																							

MCRCB BULLETIN TK242

**2015 HEL Performance British Motostar Championship
125GP POINTS AFTER ROUND 18**

	TOTAL	GAP	DIFF	4th-6th April Donington Park	17th-19th April Brands Hatch Indy	2nd-4th May Oulton Park	19th-21st June Snetterton	3rd-5th July Knockhill	17th-19th July Brands Hatch GP	31st July-2nd August Thruxton	21st-23rd August Cadwell Park	4th-6th Sept Oulton Park	18th-20th September Assen	2nd-4th October Silverstone	16th-18th October Brands Hatch - GP
Josh OWENS	353			10 25	25 25	25	25 25	25 20	25 20	25	20 25	13	20		
Mark CLAYTON	246	107		16 10	16 13	20	10 20	13 13	13 13	16	13 16	11	20 13		
Andrew SAWFORD	235	118	11	25 20	20	16	13 13	20	9 11	20 9	16 20	10 13			
Cameron HORSMAN	228	125	7	6 7	9		11	25	20 25	25	25	25 25	25		
Liam DELVES	200	153	28	11 13	7 8	10	7 9	16 16	7 8	8 20	9 10	16 16	9		
Wesley JONKER	180	173	20	13 16	9 10	11	20 16		8	9 13	10 9	20	16		
Tasia RODINK	153	200	27	8 8	11 7	5	9 8	10 9	10 10	10 11	11 7	8	11		
Jamie EDWARDS	144	209	9	4 11	13 16	9	11 10	8 8	9	11 16	11	7			
Stephen CAMPBELL	139	214	5	9	8 11	7	6	11 10	11	13 10	13	9	11 10		
Ryan LONGSHAW	131	222	8	20 9	10 20	13	16	11	16 16						
Jamie ASHBY	120	233	11	7 6	5 6	6	8 7	9 7	6 7	7 8	8 8	6 9			
Louis VALLELEY	48	305	72	5	6	8					6	5	10 8		
David WALES	31	322	17				5 5		5 6		5 5				
Adam MOORE	14	339	17	3	5	6									
Edgar MACHADO	13	340	1								7 6				
Steve LAWTON	8	345	5									8			
Clint CLARKE	7	346	1									7			
Bryn OWEN	5	348	2	5											