



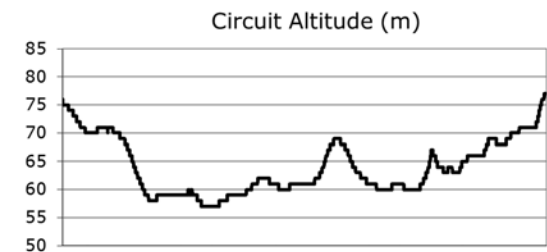
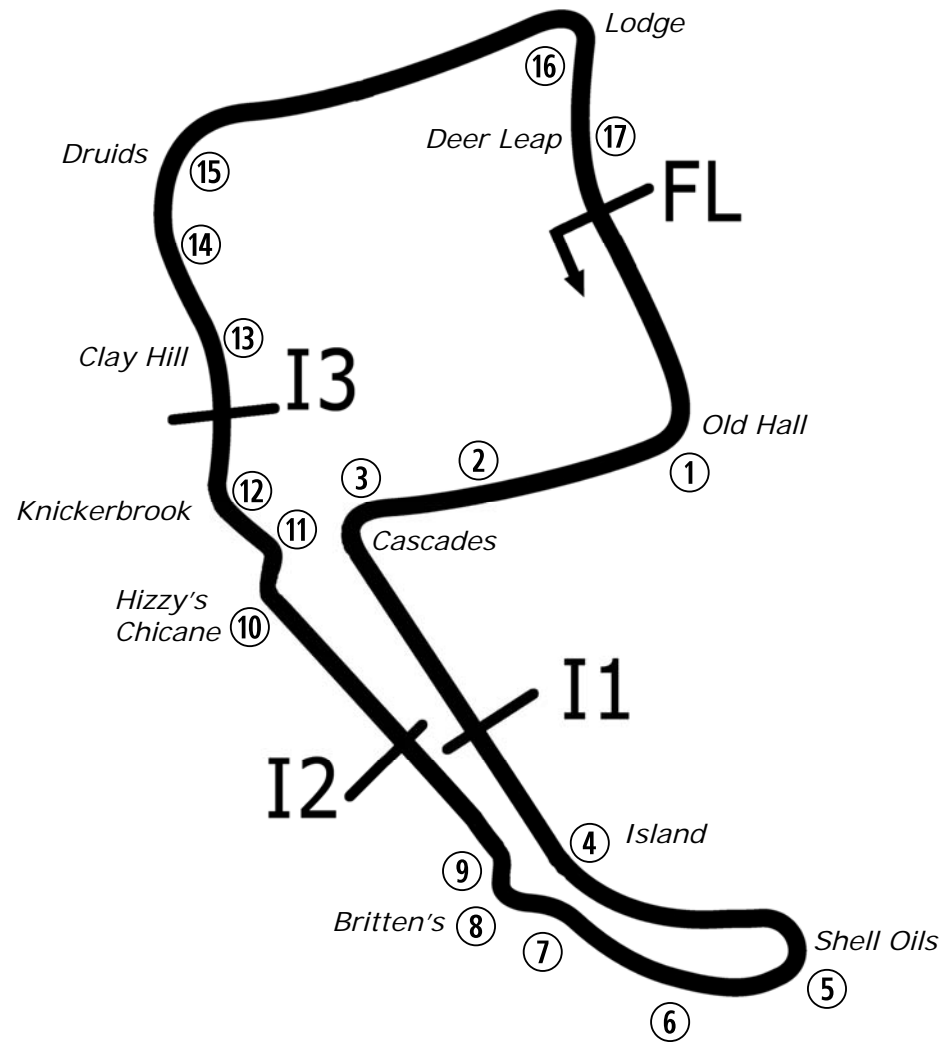
BRITISH MOTOSTAR CHAMPIONSHIP

Round 3
Oulton Park International
29th April - 1st May 2017



Results Provided by Timing Solutions Ltd
www.tsl-timing.com

Oulton Park International



Length	2.6920 miles	4332.4 m	
FL		53.17997 N	2.61294 W
I1	1163m	53.17248 N	2.61631 W
I2	2295m	53.17253 N	2.61748 W
I3	3066m	53.17830 N	2.62040 W
Pit Entry	4314m	53.18011 N	2.61306 W
Pit Exit	180m after FL	53.17836 N	2.61232 W
Pit Entry-Pit Exit 199m, 11.9s @60kph, 8.9s @80kph			

Lap Records		Best Sector Information							
		Sector 1 (FL - I1)	I1 Trap (mph)	Sector 2 (I1 - I2)	I2 Trap (mph)	Sector 3 (I2 - I3)	I3 Trap (mph)	Sector 4 (I3 - FL)	FL Trap (mph)
Superbike	1:34.483	23.098	160.5	26.468	125.6	18.394	140.6	25.750	151.1
Supersport	1:37.360	23.916	147.4	27.213	116.9	19.020	130.0	26.550	141.6
Superstock 1000	1:36.778	23.744	157.5	27.323	123.5	18.832	136.3	26.560	148.5
Superstock 600	1:39.578	24.532	142.4	27.928	113.3	19.553	125.9	27.205	133.6
Motostar	1:44.044	25.708	124.5	28.818	100.6	20.324	111.8	28.715	118.1
F1 Sidecar	1:42.571	25.087	135.8	29.042	107.7	20.370	119.4	27.938	126.3
Ducati Cup	1:41.527	24.878	141.5	28.419	113.1	19.721	125.9	27.622	131.8
KTM BJ Cup	1:58.123	29.098	106.6	32.731	84.7	23.121	94.2	32.593	99.2



POS	NO	CL	PIC NAME	ENTRY	TIME	ON	LAPS	GAP	DIFF	MPH
1	69		1 Tom BOOTH-AMOS	KTM - City Lifting RS Racing	1:46.265	11	11			91.19
2	47		2 Jake ARCHER	KTM - City Lifting / RS Racing	1:47.705	10	10	1.440	1.440	89.98
3	35		3 Elliot LODGE	FTR - Spike Racing / SP125	1:47.821	10	10	1.556	0.116	89.88
4	54		4 Sam BURMAN	KTM - TeamWNT / Burman Racing	1:48.433	11	11	2.168	0.612	89.37
5	6		5 Taz TAYLOR	KTM - GA Competition	1:48.602	11	11	2.337	0.169	89.23
6	20		6 Joel MARKLUND	KTM - Marklund Solutions / SP125	1:48.623	7	11	2.358	0.021	89.21
7	15		7 Eugene McMANUS	KTM - RS Racing / E15 Racing	1:48.785	4	8	2.520	0.162	89.08
8	44		8 Edmund BEST	KTM - SymCirrus Motorsport	1:49.003	5	7	2.738	0.218	88.90
9	64		9 Asher DURHAM	Mahindra - Cresswell Racing	1:49.113	11	11	2.848	0.110	88.81
10	3		10 Richard KERR	KTM - North West Racing	1:49.154	8	10	2.889	0.041	88.78
11	12		11 Edward RENDELL	Honda - Banks Racing	1:49.282	7	7	3.017	0.128	88.68
12	25		12 Mike BROUWERS	APG Moto - TEC7-Joma / Brouwersracingteam	1:49.481	9	10	3.216	0.199	88.52
13	34		13 Liam DELVES	DR-Moto - Stauff Connect Academy / Dr-Moto	1:49.492	7	11	3.227	0.011	88.51
14	30	S	1 Max COOK	Honda NSF - Wilson Racing	1:49.929	4	9	3.664	0.437	88.15
15	52		14 Jorel BOERBOOM	Kalex KTM - Fireplace Warehouse	1:49.935	5	5	3.670	0.006	88.15
16	72	S	2 Cameron HORSMAN	Honda NSF - Nova / FAB Racing	1:50.985	11	11	4.720	1.050	87.32
17	99		15 Stephen CAMPBELL	Honda - Campbell Racing	1:51.101	7	10	4.836	0.116	87.22
18	23		16 Sam LLEWELLYN	KTM - SymCirrus Motorsport	1:51.131	6	11	4.866	0.030	87.20
19	28		17 Lee HINDLE	KTM - JH Motorsport	1:51.154	7	8	4.889	0.023	87.18
20	79		18 Storm STACEY	Kalex - FPW Racing	1:51.247	7	10	4.982	0.093	87.11
21	2	S	3 Thomas STRUDWICK	Honda NSF - Case Moto Rapido Moto3	1:51.595	9	10	5.330	0.348	86.84
22	55	S	4 Jack SCOTT	Honda NSF - J J Racing	1:52.414	8	10	6.149	0.819	86.21
23	24	S	5 Shane FABER	Honda NSF - SymCirrus Motorsport / Shane Faber Racing	1:52.725	8	10	6.460	0.311	85.97
24	19	S	6 Victor RODRIGUEZ	Honda NSF - GA Competition	1:52.872	11	11	6.607	0.147	85.86
25	27		19 Josh HODGE	KTM - Team HPR	1:53.246	11	11	6.981	0.374	85.57
26	76	S	7 Elliot PINSON	Honda NSF - Cresswell Racing	1:53.591	11	11	7.326	0.345	85.31
27	56	S	8 Charlie ATKINS	Honda NSF - Wilson Racing	1:54.272	3	9	8.007	0.681	84.80
28	45	S	9 Scott SWANN	Honda NSF - Swann Racing	1:54.322	9	9	8.057	0.050	84.77
29	89	S	10 T. Fox MORETON	Honda NSF - Banks Racing / Moto Engineering	1:54.658	4	9	8.393	0.336	84.52
30	16	S	11 Connall COURTNEY	Honda NSF - Mototech CCR	1:55.133	7	8	8.868	0.475	84.17
31	48	S	12 Ewan POTTER	Honda NSF -	1:56.356	8	9	10.091	1.223	83.29

QUALIFYING LAPTIME (110.0% of 1:46.265) = 1:56.891

32	95	S	13 Ross TURNER	Honda NSF - RedRat Racing	1:58.975	5	6	12.710	2.619	81.45
33	5	S	14 Tom ALEXANDER	Honda NSF - Wilson Racing	2:03.487	9	9	17.222	4.512	78.48

Weather / Track : Cloudy / Dry

These results are provisional until the conclusion of any judicial and technical matters.

Oulton Park International

Circuit Length = 2.6920 miles

Start: 10:10 Flag 10:30 End: 10:32

Race Director :	Stewards :	Timekeeper :
-----------------	------------	--------------

Results can be found at www.britishsuperbike.com

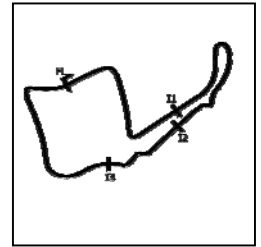
Printed - 10:32 Saturday, 29 April 2017

MCRCB BULLETIN TK012

2017 MCE British Superbike Championship - Round 3

2017 HEL Performance British Motostar Championship

FREE PRACTICE 1 - SECTOR ANALYSIS



SECTOR 1 = FL to I1, SECTOR 2 = I1 to I2 SECTOR 3 = I2 to I3, SECTOR 4 = I3 to FL, DIFF = Difference To Personal Best Lap, P = Crossed Finish Line in Pit Lane, D = Time Disallowed

P1 69		Tom BOOTH-AMOS				KTM - City Lifting RS Racing						
IDEAL LAP TIME : 1:46.028		BEST LAP TIME : 1:46.265				DIFFERENCE : 0.237						
LAP	SECTOR 1	SECTOR 2		SECTOR 3		SECTOR 4		LAP TIME	MPH	DIFF	TIME OF DAY	
1 -	OUTLAP	114.7	32.488	96.1	22.362	107.5	30.887	111.8			10:13:27.100	
2 -	27.517	118.9	30.607	98.1	21.532	110.0	30.129	113.1	1:49.785	88.27	3.520	10:15:16.885
3 -	27.227	122.0	30.216	98.6	21.312	108.4	30.078	111.8	1:48.833	89.04	2.568	10:17:05.718
4 -	27.067	118.7	30.228	98.5	21.443	109.2	29.850	112.9	1:48.588	89.24	2.323	10:18:54.306
5 -	27.596	116.5	29.916	98.9	21.035	109.2	29.705	112.7	1:48.252	89.52	1.987	10:20:42.558
6 -	27.026	118.7	29.818	98.6	21.109	109.6	29.625	112.4	1:47.578	90.08	1.313	10:22:30.136
7 -	26.842	117.9	29.799	98.5	20.933	109.8	29.501	113.3	1:47.075	90.50	0.810	10:24:17.211
8 -	26.666	117.3	29.555	97.8	20.835	109.6	29.290	112.9	1:46.346 (2)	91.12	0.081	10:26:03.557
9 -	26.491	118.3	29.835	97.9	20.773	109.6	29.827	112.4	1:46.926	90.63	0.661	10:27:50.483
10 -	26.583	118.3	29.668	99.1	20.831	109.8	29.390	112.9	1:46.472 (3)	91.02	0.207	10:29:36.955
11 -	26.498	118.1	29.491	98.5	20.756	110.0	29.520	113.3	1:46.265 (1)	91.19		10:31:23.220

P2 47		Jake ARCHER				KTM - City Lifting / RS Racing						
IDEAL LAP TIME : 1:47.133		BEST LAP TIME : 1:47.705				DIFFERENCE : 0.572						
LAP	SECTOR 1	SECTOR 2		SECTOR 3		SECTOR 4		LAP TIME	MPH	DIFF	TIME OF DAY	
1 -	OUTLAP	113.5	31.828	98.5	21.893	110.7	30.334	113.1			10:13:25.295	
2 -	27.421	118.5	30.916	99.1	22.324	110.5	29.962	113.5	1:50.623	87.60	2.918	10:15:15.918
3 -	27.485	117.9	30.390	96.8	22.829	86.0	IN PIT		1:58.743 P	81.61	11.038	10:17:14.661
4 -	OUTLAP	111.2	31.743	98.3	21.885	108.0	30.206	113.1	3:21.526	48.08	1:33.821	10:20:36.187
5 -	28.464	106.3	31.169	96.0	27.444	108.5	29.982	114.1	1:57.059	82.78	9.354	10:22:33.246
6 -	27.192	120.0	30.196	99.4	21.333	111.2	29.747	115.3	1:48.468	89.34	0.763	10:24:21.714
7 -	29.619	87.3	31.828	98.8	21.528	111.8	30.141	113.3	1:53.116	85.67	5.411	10:26:14.830
8 -	26.822	120.0	29.985	98.3	21.540	110.0	29.433	114.5	1:47.780 (2)	89.91	0.075	10:28:02.610
9 -	26.758	118.9	29.876	99.4	21.309	112.0	29.972	114.3	1:47.915 (3)	89.80	0.210	10:29:50.525
10 -	26.801	119.6	29.633	100.0	21.404	109.8	29.867	114.5	1:47.705 (1)	89.98		10:31:38.230

P3 35		Elliot LODGE				FTR - Spike Racing / SP125						
IDEAL LAP TIME : 1:47.375		BEST LAP TIME : 1:47.821				DIFFERENCE : 0.446						
LAP	SECTOR 1	SECTOR 2		SECTOR 3		SECTOR 4		LAP TIME	MPH	DIFF	TIME OF DAY	
1 -	OUTLAP	114.1	31.965	95.7	22.296	106.5	30.766	111.6			10:11:56.255	
2 -	27.660	115.7	31.121	96.5	21.714	108.7	30.477	110.5	1:50.972	87.33	3.151	10:13:47.227
3 -	27.233	116.9	30.421	96.8	22.789	107.2	30.342	111.4	1:50.785	87.47	2.964	10:15:38.012
4 -	27.239	116.9	30.600	96.5	21.286	108.9	29.947	111.8	1:49.072	88.85	1.251	10:17:27.084
5 -	27.071	117.7	29.927	96.4	21.361	109.1	29.590	112.0	1:47.949 (3)	89.77	0.128	10:19:15.033
6 -	28.560	115.9	31.033	95.1	21.769	106.1	IN PIT		2:00.920 P	80.14	13.099	10:21:15.953
7 -	OUTLAP	117.5	30.113	98.2	21.374	108.9	30.706	108.9	3:08.014	51.54	1:20.193	10:24:23.967
8 -	27.295	117.9	29.842	97.8	21.211	110.0	33.874	112.4	1:52.222	86.35	4.401	10:26:16.189
9 -	26.786	118.9	29.908	98.2	21.440	111.1	29.760	113.5	1:47.894 (2)	89.82	0.073	10:28:04.083
10 -	26.956	118.3	29.977	97.8	21.157	109.8	29.731	112.0	1:47.821 (1)	89.88		10:29:51.904

P4 54		Sam BURMAN				KTM - TeamWNT / Burman Racing						
IDEAL LAP TIME : 1:48.419		BEST LAP TIME : 1:48.433				DIFFERENCE : 0.014						
LAP	SECTOR 1	SECTOR 2		SECTOR 3		SECTOR 4		LAP TIME	MPH	DIFF	TIME OF DAY	
1 -	OUTLAP	116.1	32.294	98.1	22.578	108.5	30.896	111.4			10:11:57.101	
2 -	28.145	117.5	31.219	97.9	21.885	110.3	30.413	112.7	1:51.662	86.79	3.229	10:13:48.763
3 -	27.628	117.7	31.034	98.8	21.777	108.9	30.471	112.7	1:50.910	87.37	2.477	10:15:39.673
4 -	27.484	117.7	30.718	98.5	21.490	109.4	30.378	112.4	1:50.070	88.04	1.637	10:17:29.743
5 -	27.823	118.3	30.463	99.7	26.057	108.2	IN PIT		2:04.184 P	78.03	15.751	10:19:33.927
6 -	OUTLAP	117.1	31.133	99.1	21.691	110.3	30.289	113.5	2:58.153	54.39	1:09.720	10:22:32.080
7 -	27.505	119.1	30.702	100.0	21.422	110.3	29.725	114.3	1:49.354	88.62	0.921	10:24:21.434
8 -	27.363	118.9	30.782	98.5	21.325	110.5	29.773	113.7	1:49.243 (3)	88.71	0.810	10:26:10.677
9 -	27.379	118.9	30.428	99.7	21.391	110.9	29.902	114.3	1:49.100 (2)	88.82	0.667	10:27:59.777
10 -	27.188	119.6	31.601	100.3	21.673	110.3	30.548	115.3	1:51.010	87.30	2.577	10:29:50.787
11 -	27.202	120.0	30.292	99.5	21.270	110.9	29.669	114.7	1:48.433 (1)	89.37		10:31:39.220

Weather / Track : Cloudy / Dry

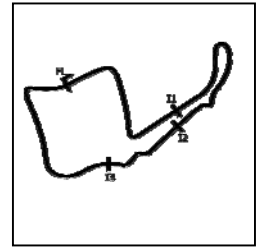
Oulton Park International
Circuit Length = 2.6920 miles
Start: 10:10 Flag 10:30 End: 10:32

MCRCB BULLETIN TK012

2017 MCE British Superbike Championship - Round 3

2017 HEL Performance British Motostar Championship

FREE PRACTICE 1 - SECTOR ANALYSIS



SECTOR 1 = FL to I1, SECTOR 2 = I1 to I2 SECTOR 3 = I2 to I3, SECTOR 4 = I3 to FL, DIFF = Difference To Personal Best Lap, P = Crossed Finish Line in Pit Lane, D = Time Disallowed

P5		6		Taz TAYLOR				KTM - GA Competition					
IDEAL LAP TIME : 1:48.250		BEST LAP TIME : 1:48.602		DIFFERENCE : 0.352									
LAP	SECTOR 1	SECTOR 2	SECTOR 3	SECTOR 4	LAP TIME	MPH	DIFF	TIME OF DAY					
1 -								10:12:17.157					
2 -						1:56.879	82.91	8.277	10:14:14.036				
3 -						1:52.848	85.87	4.246	10:16:06.884				
4 -						1:51.213	87.14	2.611	10:17:58.097				
5 -						1:50.767	87.49	2.165	10:19:48.864				
6 -						1:50.872	87.40	2.270	10:21:39.736				
7 -					IN PIT	1:59.179	P 81.31	10.577	10:23:38.915				
8 -	OUTLAP	110.0	31.091	97.9	21.724	111.2	30.433	114.1	2:35.991	62.12	47.389	10:26:14.906	
9 -	27.237	119.6	30.313	99.1	21.630	111.6	30.058	113.9	1:49.238	(2)	88.71	0.636	10:28:04.144
10 -	27.322	120.0	31.380	98.9	21.491	112.0	29.949	114.3	1:50.142	(3)	87.98	1.540	10:29:54.286
11 -	26.905	119.8	30.665	98.1	21.337	111.2	29.695	114.3	1:48.602	(1)	89.23		10:31:42.888

P6		20		Joel MARKLUND				KTM - Marklund Solutions / SP125					
IDEAL LAP TIME : 1:48.090		BEST LAP TIME : 1:48.623		DIFFERENCE : 0.533									
LAP	SECTOR 1	SECTOR 2	SECTOR 3	SECTOR 4	LAP TIME	MPH	DIFF	TIME OF DAY					
1 -	OUTLAP	113.7	32.755	96.0	22.466	106.3	30.727	111.8					10:11:58.854
2 -	28.304	116.1	31.025	95.3	21.789	108.0	30.142	111.6	1:51.260	87.10	2.637	10:13:50.114	
3 -	27.963	117.3	30.470	98.3	21.680	109.2	29.796	111.6	1:49.909	88.17	1.286	10:15:40.023	
4 -	27.596	116.5	30.439	98.2	21.650	108.4	29.830	111.6	1:49.515	88.49	0.892	10:17:29.538	
5 -	27.522	116.1	30.263	96.2	24.811	109.4	IN PIT		2:03.650	P 78.37	15.027	10:19:33.188	
6 -	OUTLAP	116.7	30.712	97.6	21.756	108.5	29.700	111.4	2:58.726	54.22	1:10.103	10:22:31.914	
7 -	27.232	115.9	29.904	97.8	21.535	107.0	29.952	112.2	1:48.623	(1)	89.21		10:24:20.537
8 -	27.471	115.7	30.158	96.9	21.326	108.0	29.988	111.4	1:48.943	(2)	88.95	0.320	10:26:09.480
9 -	27.482	115.5	30.305	96.6	21.379	108.4	29.822	111.1	1:48.988	(3)	88.92	0.365	10:27:58.468
10 -	27.160	115.5	31.652	96.4	21.607	107.3	30.138	111.2	1:50.557	87.65	1.934	10:29:49.025	
11 -	27.354	115.5	30.264	97.3	21.644	107.8	29.871	111.4	1:49.133	88.80	0.510	10:31:38.158	

P7		15		Eugene McMANUS				KTM - RS Racing / E15 Racing					
IDEAL LAP TIME : 1:48.404		BEST LAP TIME : 1:48.785		DIFFERENCE : 0.381									
LAP	SECTOR 1	SECTOR 2	SECTOR 3	SECTOR 4	LAP TIME	MPH	DIFF	TIME OF DAY					
1 -	OUTLAP	115.9	32.492	98.6	22.330	104.0	30.462	113.9					10:13:26.780
2 -	27.172	120.6	30.867	97.8	21.682	107.3	30.083	113.9	1:49.804	(3)	88.26	1.019	10:15:16.584
3 -	27.486	120.6	30.664	98.6	21.471	109.6	29.607	114.1	1:49.228	(2)	88.72	0.443	10:17:05.812
4 -	27.327	120.6	30.275	99.2	21.350	110.7	29.833	114.5	1:48.785	(1)	89.08		10:18:54.597
5 -	27.454	118.1	30.398	98.2	21.355	109.4	IN PIT		1:59.225	P 81.28	10.440	10:20:53.822	
6 -	OUTLAP	117.7	32.512	81.7	22.890	109.1	30.034	111.4	3:56.861	40.91	2:08.076	10:24:50.683	
7 -	30.063	99.1	32.097	97.1	22.498	105.0	31.300	112.0	1:55.958	83.57	7.173	10:26:46.641	
8 -	29.549	105.8	30.587	98.3	21.563	110.0	29.874	113.9	1:51.573	86.86	2.788	10:28:38.214	

P8		44		Edmund BEST				KTM - SymCirrus Motorsport					
IDEAL LAP TIME : 1:48.822		BEST LAP TIME : 1:49.003		DIFFERENCE : 0.181									
LAP	SECTOR 1	SECTOR 2	SECTOR 3	SECTOR 4	LAP TIME	MPH	DIFF	TIME OF DAY					
1 -	OUTLAP	111.2	34.639	90.5	22.823	104.2	30.956	110.1					10:12:13.708
2 -	28.146	114.7	31.074	96.0	21.959	108.4	30.584	107.0	1:51.763	86.71	2.760	10:14:05.471	
3 -	27.799	116.3	30.778	97.5	22.278	106.3	30.486	109.2	1:51.341	87.04	2.338	10:15:56.812	
4 -	27.416	115.7	31.077	96.5	21.452	107.5	29.901	109.8	1:49.846	(3)	88.22	0.843	10:17:46.658
5 -	27.235	115.3	30.406	94.6	21.521	107.3	29.841	109.1	1:49.003	(1)	88.90		10:19:35.661
6 -	27.142	115.9	30.640	97.3	21.433	106.6	30.531	108.7	1:49.746	(2)	88.30	0.743	10:21:25.407
7 -	27.426	113.5	30.985	92.9	21.955	104.3	IN PIT		1:58.584	P 81.72	9.581	10:23:23.991	

P9		64		Asher DURHAM				Mahindra - Cresswell Racing					
IDEAL LAP TIME : 1:49.103		BEST LAP TIME : 1:49.113		DIFFERENCE : 0.010									
LAP	SECTOR 1	SECTOR 2	SECTOR 3	SECTOR 4	LAP TIME	MPH	DIFF	TIME OF DAY					
1 -	OUTLAP	114.1	33.211	96.5	22.923	108.7	31.056	111.6					10:12:04.707
2 -	29.323	116.7	31.407	95.4	22.055	109.1	30.715	110.1	1:53.500	85.38	4.387	10:13:58.207	
3 -	27.964	117.3	31.014	96.6	21.713	108.7	30.459	111.8	1:51.150	87.19	2.037	10:15:49.357	

Weather / Track : Cloudy / Dry

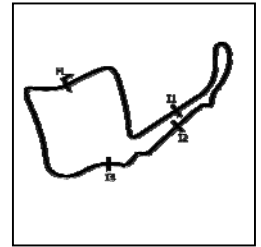
Oulton Park International
Circuit Length = 2.6920 miles
Start: 10:10 Flag 10:30 End: 10:32

MCRCB BULLETIN TK012

2017 MCE British Superbike Championship - Round 3

2017 HEL Performance British Motostar Championship

FREE PRACTICE 1 - SECTOR ANALYSIS



SECTOR 1 = FL to I1, SECTOR 2 = I1 to I2, SECTOR 3 = I2 to I3, SECTOR 4 = I3 to FL, DIFF = Difference To Personal Best Lap, P = Crossed Finish Line in Pit Lane, D = Time Disallowed

4 -	28.208	113.9	30.777	96.4	21.600	108.5	30.527	110.1	1:51.112	87.22	1.999	10:17:40.469
5 -	27.599	117.3	30.737	97.3	21.754	106.3	30.673	109.6	1:50.763 (3)	87.49	1.650	10:19:31.232
6 -	29.796	116.7	30.683	96.5	21.481	108.5	30.343	111.1	1:52.303	86.29	3.190	10:21:23.535
7 -	27.620	117.3	30.477	92.9	23.746	98.6	32.167	107.5	1:54.010	85.00	4.897	10:23:17.545
8 -	27.771	116.9	30.334	96.0	22.302	108.5	30.531	109.4	1:50.938	87.35	1.825	10:25:08.483
9 -	29.362	100.3	31.963	94.6	22.644	104.2	30.926	110.1	1:54.895	84.34	5.782	10:27:03.378
10 -	27.515	117.3	30.781	95.8	21.694	109.1	30.269	110.9	1:50.259 (2)	87.89	1.146	10:28:53.637
11 -	27.296	116.3	30.344	96.8	21.327	108.7	30.146	112.4	1:49.113 (1)	88.81		10:30:42.750

P10	3	Richard KERR					KTM - North West Racing						
IDEAL LAP TIME : 1:48.913		BEST LAP TIME : 1:49.154					DIFFERENCE : 0.241						
LAP	SECTOR 1	SECTOR 2	SECTOR 3	SECTOR 4	LAP TIME	MPH	DIFF	TIME OF DAY					
1 -	OUTLAP	108.2	33.217	95.8	22.454	107.7	30.343	111.8				10:11:59.908	
2 -	27.858	115.1	30.943	96.1	21.636	109.4	30.216	110.3	1:50.653	87.58	1.499	10:13:50.561	
3 -	27.317	114.7	30.416	96.4	21.423	108.0	IN PIT		1:56.925	P	82.88	7.771	10:15:47.486
4 -	OUTLAP	114.3	31.037	96.1	21.803	108.4	30.040	110.7	3:20.261		48.39	1:31.107	10:19:07.747
5 -	27.674	114.7	30.545	96.2	22.259	105.6	30.408	109.8	1:50.886		87.39	1.732	10:20:58.633
6 -	27.662	113.1	30.437	95.7	21.791	107.5	30.228	109.6	1:50.118		88.00	0.964	10:22:48.751
7 -	27.620	114.5	30.304	96.9	21.683	107.2	30.240	110.0	1:49.847 (3)		88.22	0.693	10:24:38.598
8 -	27.317	114.5	30.267	95.5	21.602	108.2	29.968	111.2	1:49.154 (1)		88.78		10:26:27.752
9 -	27.488	113.7	30.277	95.3	21.769	107.5	30.062	110.7	1:49.596 (2)		88.42	0.442	10:28:17.348
10 -	27.255	115.1	31.537	97.1	21.676	107.0	30.519	109.1	1:50.987		87.31	1.833	10:30:08.335

P11	12	Edward RENDELL					Honda - Banks Racing						
IDEAL LAP TIME : 1:49.153		BEST LAP TIME : 1:49.282					DIFFERENCE : 0.129						
LAP	SECTOR 1	SECTOR 2	SECTOR 3	SECTOR 4	LAP TIME	MPH	DIFF	TIME OF DAY					
1 -	OUTLAP	107.3	32.485	86.9	22.613	101.8	31.234	105.6				10:13:08.377	
2 -	28.152	110.5	30.735	93.8	21.604	103.7	30.616	106.0	1:51.107		87.22	1.825	10:14:59.484
3 -	27.767	111.2	30.498	93.7	21.795	102.6	30.793	106.1	1:50.853 (3)		87.42	1.571	10:16:50.337
4 -	27.786	112.0	30.852	93.0	21.852	102.2	IN PIT		1:56.290	P	83.33	7.008	10:18:46.627
5 -	OUTLAP	110.0	31.004	93.9	21.595	102.4	30.585	106.1	6:12.106		26.04	4:22.824	10:24:58.733
6 -	27.477	110.5	30.088	93.8	21.744	104.8	30.527	105.5	1:49.836 (2)		88.23	0.554	10:26:48.569
7 -	27.308	110.3	30.095	91.1	21.717	103.2	30.162	105.8	1:49.282 (1)		88.68		10:28:37.851

P12	25	Mike BROUWERS					APG Moto - TEC7-Joma / Brouwersracingteam						
IDEAL LAP TIME : 1:49.216		BEST LAP TIME : 1:49.481					DIFFERENCE : 0.265						
LAP	SECTOR 1	SECTOR 2	SECTOR 3	SECTOR 4	LAP TIME	MPH	DIFF	TIME OF DAY					
1 -	OUTLAP	100.4	33.850	88.4	23.551	101.8	31.197	106.6				10:12:06.231	
2 -	28.475	112.2	32.084	89.3	22.967	104.6	31.099	106.1	1:54.625		84.54	5.144	10:14:00.856
3 -	27.890	111.8	30.547	91.6	22.380	103.2	30.503	107.0	1:51.320		87.05	1.839	10:15:52.176
4 -	27.576	112.2	30.477	92.8	21.746	104.6	30.091	108.5	1:49.890 (3)		88.19	0.409	10:17:42.066
5 -	27.670	112.4	30.304	92.6	22.528	99.4	30.233	107.7	1:50.735		87.51	1.254	10:19:32.801
6 -	27.562	111.6	30.565	91.4	21.716	102.6	30.226	107.0	1:50.069		88.04	0.588	10:21:22.870
7 -	27.847	107.8	30.655	89.7	22.311	103.4	30.322	106.0	1:51.135		87.20	1.654	10:23:14.005
8 -	27.396	112.0	30.290	91.8	21.742	102.9	30.202	107.5	1:49.630 (2)		88.40	0.149	10:25:03.635
9 -	27.252	112.2	30.555	92.9	21.640	104.8	30.034	106.5	1:49.481 (1)		88.52		10:26:53.116
10 -	32.774	64.9	50.361	57.1	33.513	59.1	IN PIT		2:48.123	P	57.64	58.642	10:29:41.239

P13	34	Liam DELVES					DR-Moto - Stauff Connect Academy / Dr-Moto						
IDEAL LAP TIME : 1:48.981		BEST LAP TIME : 1:49.492					DIFFERENCE : 0.511						
LAP	SECTOR 1	SECTOR 2	SECTOR 3	SECTOR 4	LAP TIME	MPH	DIFF	TIME OF DAY					
1 -	OUTLAP	113.1	32.317	93.5	22.701	105.5	30.641	110.5				10:12:04.987	
2 -	28.237	113.3	30.926	94.5	22.180	106.8	30.602	109.4	1:51.945		86.57	2.453	10:13:56.932
3 -	27.604	113.5	30.495	93.4	21.558	105.3	30.247	108.4	1:49.904		88.17	0.412	10:15:46.836
4 -	27.310	113.5	30.386	94.1	21.978	105.1	30.044	109.1	1:49.718		88.32	0.226	10:17:36.554
5 -	27.804	112.2	31.062	93.0	21.961	103.2	IN PIT		2:00.505	P	80.42	11.013	10:19:37.059
6 -	OUTLAP	111.6	31.091	92.4	21.754	105.8	30.061	108.5	3:06.234		52.03	1:16.742	10:22:43.293
7 -	27.311	113.9	30.329	94.5	21.558	105.0	30.294	109.4	1:49.492 (1)		88.51		10:24:32.785
8 -	27.590	114.9	30.563	93.7	21.324	106.6	30.149	106.8	1:49.626 (3)		88.40	0.134	10:26:22.411
9 -	27.564	111.6	30.303	93.3	21.542	105.5	30.243	108.0	1:49.652		88.38	0.160	10:28:12.063

Weather / Track : Cloudy / Dry

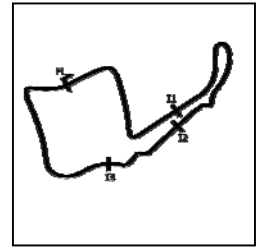
Oulton Park International
Circuit Length = 2.6920 miles
Start: 10:10 Flag 10:30 End: 10:32

MCRCB BULLETIN TK012

2017 MCE British Superbike Championship - Round 3

2017 HEL Performance British Motostar Championship

FREE PRACTICE 1 - SECTOR ANALYSIS



SECTOR 1 = FL to I1, SECTOR 2 = I1 to I2 SECTOR 3 = I2 to I3, SECTOR 4 = I3 to FL, DIFF = Difference To Personal Best Lap, P = Crossed Finish Line in Pit Lane, D = Time Disallowed

10 -	27.422	112.4	30.461	94.5	21.461	105.8	30.181	107.5	1:49.525 (2)	88.48	0.033	10:30:01.588
11 -	27.578	111.4	30.624	93.0	21.603	105.1	30.578	107.2	1:50.383	87.79	0.891	10:31:51.971

P14	30	S	Max COOK				Honda NSF - Wilson Racing					
IDEAL LAP TIME :			BEST LAP TIME : 1:49.929				DIFFERENCE :					
LAP	SECTOR 1	SECTOR 2	SECTOR 3	SECTOR 4	LAP TIME	MPH	DIFF	TIME OF DAY				
1 -								10:12:04.472				
2 -					1:52.335 (3)	86.27	2.406	10:13:56.807				
3 -					1:50.568 (2)	87.65	0.639	10:15:47.375				
4 -					1:49.929 (1)	88.15		10:17:37.304				
5 -				<i>IN PIT</i>	2:01.151 P	79.99	11.222	10:19:38.455				
6 -					3:13.515	50.08	1:23.586	10:22:51.970				
7 -				<i>IN PIT</i>	1:54.994 P	84.27	5.065	10:24:46.964				
8 -				<i>IN PIT</i>	3:15.327 P	49.61	1:25.398	10:28:02.291				
9 -					2:01.776	79.58	11.847	10:30:04.068				

P15	52		Jorel BOERBOOM				Kalex KTM - Fireplace Warehouse					
IDEAL LAP TIME : 1:49.721			BEST LAP TIME : 1:49.935				DIFFERENCE : 0.214					
LAP	SECTOR 1	SECTOR 2	SECTOR 3	SECTOR 4	LAP TIME	MPH	DIFF	TIME OF DAY				
1 -	OUTLAP	110.9	34.120	94.9	24.266	106.3	32.126	110.5	10:12:56.192			
2 -	28.401	114.7	31.620	95.5	22.206	106.8	30.845	110.1	1:53.072	85.70	3.137	10:14:49.264
3 -	27.524	116.3	31.071	97.1	22.983	97.3	30.840	110.7	1:52.418 (3)	86.20	2.483	10:16:41.682
4 -	27.376	116.3	30.758	96.6	21.656	107.2	30.516	110.9	1:50.306 (2)	87.85	0.371	10:18:31.988
5 -	27.239	116.3	30.534	96.4	21.649	107.3	30.513	110.5	1:49.935 (1)	88.15		10:20:21.923

P16	72	S	Cameron HORSMAN				Honda NSF - Nova / FAB Racing					
IDEAL LAP TIME : 1:50.587			BEST LAP TIME : 1:50.985				DIFFERENCE : 0.398					
LAP	SECTOR 1	SECTOR 2	SECTOR 3	SECTOR 4	LAP TIME	MPH	DIFF	TIME OF DAY				
1 -	OUTLAP	107.2	33.659	90.8	22.837	100.9	31.582	103.7	10:12:02.903			
2 -	29.020	107.3	31.783	90.5	22.091	101.2	31.620	104.2	1:54.514	84.62	3.529	10:13:57.417
3 -	27.875	110.0	31.238	91.8	21.927	100.9	31.244	105.0	1:52.284	86.31	1.299	10:15:49.701
4 -	28.161	110.1	31.295	91.3	21.814	101.2	30.844	103.8	1:52.114	86.44	1.129	10:17:41.815
5 -	28.237	110.7	31.592	91.9	21.992	101.9	30.657	104.3	1:52.478	86.16	1.493	10:19:34.293
6 -	28.137	108.2	30.996	91.5	22.092	101.0	30.823	105.0	1:52.048	86.49	1.063	10:21:26.341
7 -	27.996	108.2	30.784	92.0	21.720	101.6	30.989	103.0	1:51.489	86.92	0.504	10:23:17.830
8 -	27.855	109.6	30.746	91.3	22.113	100.6	30.651	104.3	1:51.365 (2)	87.02	0.380	10:25:09.195
9 -	27.977	107.5	30.844	91.0	21.851	100.9	30.731	103.2	1:51.403 (3)	86.99	0.418	10:27:00.598
10 -	28.057	108.2	31.005	90.8	21.903	100.7	30.830	103.8	1:51.795	86.68	0.810	10:28:52.393
11 -	27.915	107.3	30.740	90.8	22.058	102.2	30.272	104.3	1:50.985 (1)	87.32		10:30:43.378

P17	99		Stephen CAMPBELL				Honda - Campbell Racing					
IDEAL LAP TIME : 1:50.970			BEST LAP TIME : 1:51.101				DIFFERENCE : 0.131					
LAP	SECTOR 1	SECTOR 2	SECTOR 3	SECTOR 4	LAP TIME	MPH	DIFF	TIME OF DAY				
1 -	OUTLAP	101.3	36.713	87.1	25.441	96.5	34.690	101.8	10:13:19.129			
2 -	30.386	106.6	33.655	89.9	23.133	100.3	32.098	103.5	1:59.272	81.25	8.171	10:15:18.401
3 -	29.366	108.2	32.092	91.0	22.233	100.9	31.649	103.5	1:55.340	84.02	4.239	10:17:13.741
4 -	28.421	108.4	31.408	90.9	22.100	102.1	31.194	104.0	1:53.123	85.67	2.022	10:19:06.864
5 -	28.322	108.0	31.436	92.1	22.156	101.6	30.904	104.6	1:52.818 (3)	85.90	1.717	10:20:59.682
6 -	28.026	109.4	30.978	91.6	22.073	101.6	31.005	104.0	1:52.082 (2)	86.46	0.981	10:22:51.764
7 -	28.157	110.5	30.604	92.0	21.600	101.8	30.740	104.0	1:51.101 (1)	87.22		10:24:42.865
8 -	28.705	107.3	31.977	89.7	22.937	100.4	<i>IN PIT</i>		2:00.115 P	80.68	9.014	10:26:42.980
9 -	OUTLAP	109.4	32.035	92.1	23.229	100.7	31.090	105.1	2:32.856	63.40	41.755	10:29:15.836
10 -	28.673	107.8	30.956	91.3	22.260	99.8	30.959	103.8	1:52.848	85.87	1.747	10:31:08.684

P18	23		Sam LLEWELLYN				KTM - SymCirrus Motorsport					
IDEAL LAP TIME : 1:50.563			BEST LAP TIME : 1:51.131				DIFFERENCE : 0.568					
LAP	SECTOR 1	SECTOR 2	SECTOR 3	SECTOR 4	LAP TIME	MPH	DIFF	TIME OF DAY				
1 -	OUTLAP	112.0	34.546	95.1	23.810	103.8	31.030	112.4	10:12:15.097			
2 -	28.423	117.3	32.099	96.9	22.090	107.5	30.588	112.7	1:53.200	85.61	2.069	10:14:08.297

Weather / Track : Cloudy / Dry

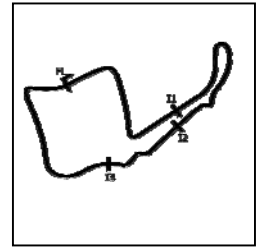
Oulton Park International
Circuit Length = 2.6920 miles
Start: 10:10 Flag 10:30 End: 10:32

MCRCB BULLETIN TK012

2017 MCE British Superbike Championship - Round 3

2017 HEL Performance British Motostar Championship

FREE PRACTICE 1 - SECTOR ANALYSIS



SECTOR 1 = FL to I1, SECTOR 2 = I1 to I2 SECTOR 3 = I2 to I3, SECTOR 4 = I3 to FL, DIFF = Difference To Personal Best Lap, P = Crossed Finish Line in Pit Lane, D = Time Disallowed

LAP	SECTOR 1	SECTOR 2	SECTOR 3	SECTOR 4	LAP TIME	MPH	DIFF	TIME OF DAY					
3 -	28.352	112.0	32.384	96.6	22.351	107.2	30.835	111.8	1:53.922	85.06	2.791	10:16:02.219	
4 -	28.010	117.1	31.017	96.9	21.946	107.8	30.561	108.7	1:51.534 (3)	86.89	0.403	10:17:53.753	
5 -	27.871	117.5	31.373	96.9	22.368	107.7	31.134	110.7	1:52.746	85.95	1.615	10:19:46.499	
6 -	28.066	116.7	31.035	96.1	21.696	106.6	30.334	111.2	1:51.131 (1)	87.20		10:21:37.630	
7 -	27.784	117.9	31.479	96.5	22.209	91.6	IN PIT		2:02.099	P	79.37	10.968	10:23:39.729
8 -	OUTLAP	108.7	33.678	95.5	21.963	108.0	30.441	110.9	2:32.792		63.42	41.661	10:26:12.521
9 -	27.784	117.5	31.002	96.6	21.934	106.8	30.477	112.5	1:51.197 (2)	87.15	0.066	10:28:03.718	
10 -	27.531	119.8	31.648	95.4	22.118	109.1	30.448	112.2	1:51.745	86.72	0.614	10:29:55.463	
11 -	27.721	116.9	31.349	95.8	22.150	108.2	30.560	111.4	1:51.780	86.69	0.649	10:31:47.243	

P19 28		Lee HINDLE				KTM - JH Motorsport							
IDEAL LAP TIME : 1:50.925		BEST LAP TIME : 1:51.154				DIFFERENCE : 0.229							
LAP	SECTOR 1	SECTOR 2	SECTOR 3	SECTOR 4	LAP TIME	MPH	DIFF	TIME OF DAY					
1 -	OUTLAP	111.4	36.073	91.9	24.212	103.7	IN PIT	P	10:14:51.369				
2 -	OUTLAP	115.1	33.740	95.8	22.616	107.5	31.091	112.2	2:57.621	54.56	1:06.467	10:17:48.990	
3 -	28.084	115.7	32.039	97.2	21.868	107.8	30.811	110.7	1:52.802	85.91	1.648	10:19:41.792	
4 -	27.845	115.9	31.480	96.8	22.043	107.0	30.792	111.1	1:52.160 (3)	86.40	1.006	10:21:33.952	
5 -	28.057	114.5	31.753	96.4	23.107	102.2	IN PIT		2:03.704	P	78.34	12.550	10:23:37.656
6 -	OUTLAP	115.3	31.943	96.5	21.954	108.0	30.755	110.0	2:58.971	54.15	1:07.817	10:26:36.627	
7 -	27.819	114.5	31.187	96.5	21.602	107.8	30.546	111.4	1:51.154 (1)	87.18		10:28:27.781	
8 -	27.787	115.5	31.642	97.1	21.539	107.5	30.412	110.9	1:51.380 (2)	87.01	0.226	10:30:19.161	

P20 79		Storm STACEY				Kalex - FPW Racing							
IDEAL LAP TIME : 1:50.594		BEST LAP TIME : 1:51.247				DIFFERENCE : 0.653							
LAP	SECTOR 1	SECTOR 2	SECTOR 3	SECTOR 4	LAP TIME	MPH	DIFF	TIME OF DAY					
1 -	OUTLAP	115.5	35.235	93.5	22.791	108.9	31.717	109.6				10:12:10.187	
2 -	28.607	118.7	32.190	94.5	22.468	107.8	30.927	112.0	1:54.192	84.86	2.945	10:14:04.379	
3 -	28.101	118.3	31.231	98.6	22.298	104.6	31.480	112.9	1:53.110	85.68	1.863	10:15:57.489	
4 -	28.183	117.3	31.334	97.8	21.567	110.3	30.702	114.1	1:51.786 (3)	86.69	0.539	10:17:49.275	
5 -	27.963	117.3	32.893	86.4	22.615	109.2	IN PIT		2:02.172	P	79.32	10.925	10:19:51.447
6 -	OUTLAP	118.3	31.155	98.1	21.897	110.0	30.844	110.5	2:49.692	57.11	58.445	10:22:41.139	
7 -	27.980	117.9	30.877	98.6	22.040	109.6	30.350	113.1	1:51.247 (1)	87.11		10:24:32.386	
8 -	27.849	117.7	31.563	96.1	22.031	107.8	30.701	111.2	1:52.144	86.41	0.897	10:26:24.530	
9 -	27.886	116.1	31.069	95.5	22.166	108.4	30.570	110.9	1:51.691 (2)	86.76	0.444	10:28:16.221	
10 -	27.800	115.7	32.034	96.9	21.972	108.7	30.468	115.1	1:52.274	86.31	1.027	10:30:08.495	

P21 2 S		Thomas STRUDWICK				Honda NSF - Case Moto Rapido Moto3							
IDEAL LAP TIME : 1:51.283		BEST LAP TIME : 1:51.595				DIFFERENCE : 0.312							
LAP	SECTOR 1	SECTOR 2	SECTOR 3	SECTOR 4	LAP TIME	MPH	DIFF	TIME OF DAY					
1 -	OUTLAP	107.2	34.781	89.5	23.452	101.9	31.783	104.0				10:12:55.647	
2 -	29.051	110.5	31.970	92.9	22.258	104.5	30.845	106.0	1:54.124	84.91	2.529	10:14:49.771	
3 -	27.838	112.5	31.389	92.6	21.962	103.0	31.157	107.0	1:52.346	86.26	0.751	10:16:42.117	
4 -	27.794	112.4	31.085	93.4	22.036	103.4	IN PIT		1:57.261	P	82.64	5.666	10:18:39.378
5 -	OUTLAP	112.2	31.454	92.1	22.179	103.8	30.715	106.5	3:10.299	50.92	1:18.704	10:21:49.677	
6 -	28.007	111.2	30.866	92.5	22.178	103.7	30.749	105.8	1:51.800 (2)	86.68	0.205	10:23:41.477	
7 -	28.112	110.5	31.829	92.5	29.396	100.9	30.951	106.3	2:00.288	80.56	8.693	10:25:41.765	
8 -	27.740	112.9	31.270	92.3	22.288	103.5	30.867	105.3	1:52.165 (3)	86.40	0.570	10:27:33.930	
9 -	27.762	110.9	30.887	91.8	22.113	103.5	30.833	106.6	1:51.595 (1)	86.84		10:29:25.525	
10 -	27.907	111.4	31.427	92.4	22.162	103.2	30.869	106.5	1:52.365	86.24	0.770	10:31:17.890	

P22 55 S		Jack SCOTT				Honda NSF - J J Racing							
IDEAL LAP TIME : 1:52.140		BEST LAP TIME : 1:52.414				DIFFERENCE : 0.274							
LAP	SECTOR 1	SECTOR 2	SECTOR 3	SECTOR 4	LAP TIME	MPH	DIFF	TIME OF DAY					
1 -	OUTLAP	105.0	34.602	89.5	23.327	100.4	32.238	104.2				10:12:09.486	
2 -	29.204	108.7	33.474	90.8	22.404	102.4	31.635	104.5	1:56.717	83.03	4.303	10:14:06.203	
3 -	28.512	109.8	31.865	91.3	22.046	101.2	31.692	102.6	1:54.115 (2)	84.92	1.701	10:16:00.318	
4 -	28.494	109.6	31.643	90.4	21.854	101.5	IN PIT		2:00.567	P	80.38	8.153	10:18:00.885
5 -	OUTLAP	106.5	32.047	92.1	22.071	100.7	31.004	104.6	2:43.191	59.38	50.777	10:20:44.076	
6 -	28.339	108.9	31.370	92.8	23.323	101.6	31.453	103.7	1:54.485 (3)	84.65	2.071	10:22:38.561	
7 -	28.395	108.5	31.107	93.0	25.792	98.8	31.394	104.5	1:56.688	83.05	4.274	10:24:35.249	

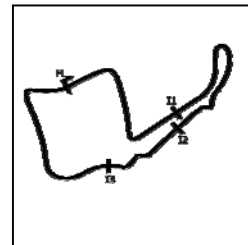
Weather / Track : Cloudy / Dry

Oulton Park International
Circuit Length = 2.6920 miles
Start: 10:10 Flag 10:30 End: 10:32

2017 MCE British Superbike Championship - Round 3

2017 HEL Performance British Motostar Championship

FREE PRACTICE 1 - SECTOR ANALYSIS



SECTOR 1 = FL to I1, SECTOR 2 = I1 to I2, SECTOR 3 = I2 to I3, SECTOR 4 = I3 to FL, DIFF = Difference To Personal Best Lap, P = Crossed Finish Line in Pit Lane, D = Time Disallowed

8 -	28.315	108.4	31.172	91.9	21.748	103.0	31.179	102.4	1:52.414 (1)	86.21		10:26:27.663
9 -	28.351	108.9	31.073	89.8	27.934	94.5	31.790	104.0	1:59.148	81.33	6.734	10:28:26.811
10 -	28.341	106.8	32.307	93.0	22.617	102.6	31.357	101.6	1:54.622	84.55	2.208	10:30:21.433

P23	24 S	Shane FABER	Honda NSF - SymCirrus Motorsport / Shane Faber Racing									
IDEAL LAP TIME : 1:52.550		BEST LAP TIME : 1:52.725				DIFFERENCE : 0.175						

LAP	SECTOR 1	SECTOR 2	SECTOR 3	SECTOR 4	LAP TIME	MPH	DIFF	TIME OF DAY					
1 -	OUTLAP	106.8	34.982	90.8	23.394	100.3	31.404	107.2				10:12:14.239	
2 -	28.452	111.4	31.997	93.0	22.203	103.2	31.022	105.8	1:53.674	85.25	0.949	10:14:07.913	
3 -	28.633	111.1	32.002	92.9	22.166	102.9	31.265	106.5	1:54.066	84.96	1.341	10:16:01.979	
4 -	28.298	111.4	31.537	93.5	24.307	101.9	IN PIT		2:03.170	P	78.68	10.445	10:18:05.149
5 -	OUTLAP	106.8	32.215	92.4	22.626	100.6	31.426	105.3	3:04.420	52.55	1:11.695	10:21:09.569	
6 -	28.529	109.8	31.545	92.6	22.293	102.7	31.006	105.3	1:53.373	85.48	0.648	10:23:02.942	
7 -	28.411	110.1	31.558	92.9	22.108	102.1	31.087	105.3	1:53.164	(2)	85.63	0.439	10:24:56.106
8 -	28.411	109.8	31.443	92.6	22.034	103.7	30.837	107.2	1:52.725 (1)	85.97		10:26:48.831	
9 -	28.528	108.5	32.832	90.6	22.362	102.7	32.035	104.5	1:55.757	83.72	3.032	10:28:44.588	
10 -	28.543	108.9	31.743	92.9	21.972	103.7	31.020	106.1	1:53.278	(3)	85.55	0.553	10:30:37.866

P24	19 S	Victor RODRIGUEZ	Honda NSF - GA Competition									
IDEAL LAP TIME : 1:52.464		BEST LAP TIME : 1:52.872				DIFFERENCE : 0.408						

LAP	SECTOR 1	SECTOR 2	SECTOR 3	SECTOR 4	LAP TIME	MPH	DIFF	TIME OF DAY					
1 -	OUTLAP	103.8	36.553	88.0	24.213	95.0	33.359	104.5				10:12:19.341	
2 -	29.591	110.0	33.118	90.3	22.957	98.3	32.549	103.0	1:58.215	81.98	5.343	10:14:17.556	
3 -	29.396	108.9	32.546	90.5	22.954	96.6	32.315	103.0	1:57.211	82.68	4.339	10:16:14.767	
4 -	29.092	108.9	32.580	89.3	22.559	99.2	32.022	102.6	1:56.253	83.36	3.381	10:18:11.020	
5 -	28.853	107.8	32.183	90.1	22.366	99.5	31.837	103.2	1:55.239	84.09	2.367	10:20:06.259	
6 -	28.729	106.8	31.950	89.0	22.303	99.8	32.214	101.8	1:55.196	84.12	2.324	10:22:01.455	
7 -	28.535	108.5	31.550	90.1	21.978	99.7	31.699	102.7	1:53.762	(3)	85.18	0.890	10:23:55.217
8 -	28.549	106.5	31.737	90.1	22.120	98.6	31.830	103.2	1:54.236	84.83	1.364	10:25:49.453	
9 -	36.949	105.6	33.502	84.9	22.440	97.8	36.072	103.0	2:08.963	75.14	16.091	10:27:58.416	
10 -	28.156	110.1	31.833	91.8	22.372	102.4	31.325	105.3	1:53.686	(2)	85.24	0.814	10:29:52.102
11 -	27.916	111.6	31.829	92.1	22.107	100.9	31.020	102.1	1:52.872 (1)	85.86		10:31:44.974	

P25	27	Josh HODGE	KTM - Team HPR									
IDEAL LAP TIME : 1:53.092		BEST LAP TIME : 1:53.246				DIFFERENCE : 0.154						

LAP	SECTOR 1	SECTOR 2	SECTOR 3	SECTOR 4	LAP TIME	MPH	DIFF	TIME OF DAY					
1 -	OUTLAP	109.6	34.270	93.5	23.435	101.0	32.404	107.8				10:12:03.900	
2 -	29.344	111.8	33.164	93.3	23.046	105.0	31.933	108.0	1:57.487	82.48	4.241	10:14:01.387	
3 -	28.992	112.2	32.611	93.4	22.778	103.7	31.553	108.2	1:55.934	83.59	2.688	10:15:57.321	
4 -	28.579	111.8	32.094	93.9	22.670	104.5	31.328	107.2	1:54.671	84.51	1.425	10:17:51.992	
5 -	28.518	112.2	31.849	93.7	22.514	105.3	31.445	107.3	1:54.326	84.76	1.080	10:19:46.318	
6 -	28.974	112.4	31.716	93.5	22.768	104.3	31.286	108.5	1:54.744	84.46	1.498	10:21:41.062	
7 -	28.366	112.0	31.632	92.8	22.336	104.6	32.318	96.9	1:54.652	84.52	1.406	10:23:35.714	
8 -	29.113	110.9	33.744	91.1	23.453	102.9	31.887	106.6	1:58.197	81.99	4.951	10:25:33.911	
9 -	28.598	111.1	31.649	94.1	22.200	104.3	31.538	106.1	1:53.985	(2)	85.02	0.739	10:27:27.896
10 -	28.498	111.1	31.768	93.3	22.458	103.8	31.527	105.8	1:54.251	(3)	84.82	1.005	10:29:22.147
11 -	28.520	111.4	31.464	93.3	22.065	104.0	31.197	107.5	1:53.246 (1)	85.57		10:31:15.393	

P26	76 S	Elliot PINSON	Honda NSF - Cresswell Racing									
IDEAL LAP TIME : 1:53.220		BEST LAP TIME : 1:53.591				DIFFERENCE : 0.371						

LAP	SECTOR 1	SECTOR 2	SECTOR 3	SECTOR 4	LAP TIME	MPH	DIFF	TIME OF DAY					
1 -	OUTLAP	104.5	36.570	88.3	24.224	98.9	33.492	103.2				10:12:19.235	
2 -	30.528	108.0	34.506	88.5	23.251	100.6	32.816	101.8	2:01.101	80.02	7.510	10:14:20.336	
3 -	29.199	108.0	33.146	89.1	22.655	99.8	32.196	102.7	1:57.196	82.69	3.605	10:16:17.532	
4 -	28.693	107.8	32.861	89.3	22.255	100.7	31.895	103.7	1:55.704	83.75	2.113	10:18:13.236	
5 -	28.811	108.0	32.294	89.3	22.034	101.3	31.918	103.4	1:55.057	84.23	1.466	10:20:08.293	
6 -	28.905	107.2	32.531	88.5	22.263	101.2	31.588	103.2	1:55.287	84.06	1.696	10:22:03.580	
7 -	28.719	108.2	32.267	90.6	22.173	100.6	31.890	102.9	1:55.049	(3)	84.23	1.458	10:23:58.629
8 -	28.819	107.5	32.306	89.1	22.169	99.7	31.575	103.4	1:54.869	(2)	84.36	1.278	10:25:53.498
9 -	30.551	106.8	32.983	87.8	22.634	98.2	33.809	100.4	1:59.977	80.77	6.386	10:27:53.475	

Weather / Track : Cloudy / Dry

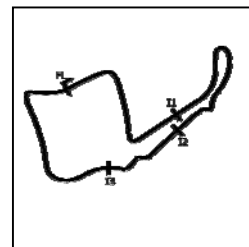
Oulton Park International
 Circuit Length = 2.6920 miles
 Start: 10:10 Flag 10:30 End: 10:32

MCRCB BULLETIN TK012

2017 MCE British Superbike Championship - Round 3

2017 HEL Performance British Motostar Championship

FREE PRACTICE 1 - SECTOR ANALYSIS



SECTOR 1 = FL to I1, SECTOR 2 = I1 to I2, SECTOR 3 = I2 to I3, SECTOR 4 = I3 to FL, DIFF = Difference To Personal Best Lap, P = Crossed Finish Line in Pit Lane, D = Time Disallowed

10 -	30.590	99.2	33.627	90.1	22.060	101.0	31.774	104.8	1:58.051	82.09	4.460	10:29:51.526
11 -	28.246	110.3	31.956	89.3	22.405	101.6	30.984	104.5	1:53.591 (1)	85.31		10:31:45.117

P27 56 S		Charlie ATKINS			Honda NSF - Wilson Racing							
IDEAL LAP TIME : 1:53.726		BEST LAP TIME : 1:54.272			DIFFERENCE : 0.546							
LAP	SECTOR 1	SECTOR 2	SECTOR 3	SECTOR 4	LAP TIME	MPH	DIFF	TIME OF DAY				
1 -	OUTLAP	105.0	34.842	91.4	23.372	100.1	32.506	106.0				10:12:08.448
2 -	29.436	110.9	33.536	93.5	22.801	104.6	32.099	106.0	1:57.872	82.21	3.600	10:14:06.320
3 -	28.708	114.1	31.806	95.1	22.091	105.1	31.667	107.2	1:54.272 (1)	84.80		10:16:00.592
4 -	28.415	113.9	31.852	93.8	22.581	100.4	31.500	107.8	1:54.348 (2)	84.75	0.076	10:17:54.940
5 -	28.517	112.7	32.422	92.1	23.679	99.5		IN PIT	2:05.507 P	77.21	11.235	10:20:00.447
6 -	OUTLAP	112.5	32.628	89.5	30.574	98.6	31.833	107.7	3:04.604	52.49	1:10.332	10:23:05.051
7 -	28.435	112.2	31.921	94.3	28.848	78.7		IN PIT	2:09.859 P	74.62	15.587	10:25:14.910
8 -	OUTLAP	111.6	32.495	93.4	22.915	101.6	33.874	107.8	3:12.360	50.38	1:18.088	10:28:27.270
9 -	28.329	110.3	32.100	95.7	22.551	100.1	31.593	107.7	1:54.573 (3)	84.58	0.301	10:30:21.843

P28 45 S		Scott SWANN			Honda NSF - Swann Racing							
IDEAL LAP TIME : 1:53.700		BEST LAP TIME : 1:54.322			DIFFERENCE : 0.622							
LAP	SECTOR 1	SECTOR 2	SECTOR 3	SECTOR 4	LAP TIME	MPH	DIFF	TIME OF DAY				
1 -	OUTLAP	104.2	36.268	88.4	23.737	98.5	32.688	102.6				10:12:12.091
2 -	30.018	106.0	33.128	90.8	23.194	101.3	31.679	103.0	1:58.019	82.11	3.697	10:14:10.110
3 -	28.799	107.2	32.183	90.6	22.620	99.7	31.449	101.9	1:55.051	84.23	0.729	10:16:05.161
4 -	28.574	108.0	32.104	90.6	22.900	100.7	31.338	103.2	1:54.916 (3)	84.33	0.594	10:18:00.077
5 -	28.701	107.2	32.038	90.4	22.991	100.0	31.841	102.1	1:55.571	83.85	1.249	10:19:55.648
6 -	28.870	106.5	32.142	90.6	22.867	100.3	31.367	103.5	1:55.246	84.09	0.924	10:21:50.894
7 -	28.686	104.0	31.958	89.8	22.892	99.8	31.736	102.9	1:55.272	84.07	0.950	10:23:46.166
8 -	28.499	106.0	31.761	90.1	22.713	99.4	31.581	103.0	1:54.554 (2)	84.60	0.232	10:25:40.720
9 -	28.721	104.6	31.832	92.1	22.497	100.6	31.272	103.0	1:54.322 (1)	84.77		10:27:35.042

P29 89 S		T. Fox MORETON			Honda NSF - Banks Racing / Moto Engineering							
IDEAL LAP TIME : 1:53.474		BEST LAP TIME : 1:54.658			DIFFERENCE : 1.184							
LAP	SECTOR 1	SECTOR 2	SECTOR 3	SECTOR 4	LAP TIME	MPH	DIFF	TIME OF DAY				
1 -	OUTLAP	102.2	36.303	90.9	24.964	102.1	33.602	102.9				10:12:35.111
2 -	29.802	110.1	33.498	93.7	23.036	103.2	32.606	105.5	1:58.942	81.47	4.284	10:14:34.053
3 -	28.912	110.7	31.871	93.4	22.753	102.4	31.786	105.8	1:55.322 (3)	84.03	0.664	10:16:29.375
4 -	28.806	110.9	31.769	93.9	22.375	103.4	31.708	106.0	1:54.658 (1)	84.52		10:18:24.033
5 -	28.690	111.1	32.118	91.8	22.575	104.0	31.302	105.8	1:54.685 (2)	84.50	0.027	10:20:18.718
6 -	28.155	110.9	31.670	93.5	26.744	59.6		IN PIT	2:14.205 P	72.21	19.547	10:22:32.923
7 -	OUTLAP	107.7	34.335	90.9	23.339	101.2	31.912	106.5	4:46.602	33.81	2:51.944	10:27:19.525
8 -	29.704	111.4	31.924	93.5	23.253	103.4	31.274	106.6	1:56.155	83.43	1.497	10:29:15.680
9 -	29.148	110.5	32.804	93.0	22.862	103.0	32.667	105.3	1:57.481	82.49	2.823	10:31:13.161

P30 16 S		Connall COURTNEY			Honda NSF - Mototech CCR							
IDEAL LAP TIME : 1:54.607		BEST LAP TIME : 1:55.133			DIFFERENCE : 0.526							
LAP	SECTOR 1	SECTOR 2	SECTOR 3	SECTOR 4	LAP TIME	MPH	DIFF	TIME OF DAY				
1 -	OUTLAP	106.5	35.851	88.1	24.677	100.9	32.867	104.8				10:13:22.300
2 -	30.041	109.2	34.214	92.4	23.043	102.6	31.876	104.6	1:59.174	81.32	4.041	10:15:21.474
3 -	28.887	110.7	33.042	90.8	23.058	101.8	31.803	104.8	1:56.790	82.98	1.657	10:17:18.264
4 -	29.030	110.5	33.126	92.3	22.647	102.9	31.478	106.1	1:56.281	83.34	1.148	10:19:14.545
5 -	29.058	109.6	32.811	92.9	22.429	102.6	31.274	106.6	1:55.572 (3)	83.85	0.439	10:21:10.117
6 -	28.786	111.1	32.171	92.6	22.660	101.8	31.593	106.6	1:55.210 (2)	84.11	0.077	10:23:05.327
7 -	28.946	111.4	32.118	93.3	22.585	102.6	31.484	104.5	1:55.133 (1)	84.17		10:25:00.460
8 -	28.786	110.0	33.007	92.6	23.175	102.7		IN PIT	2:02.643 P	79.02	7.510	10:27:03.103

P31 48 S		Ewan POTTER			Honda NSF -							
IDEAL LAP TIME : 1:55.943		BEST LAP TIME : 1:56.356			DIFFERENCE : 0.413							
LAP	SECTOR 1	SECTOR 2	SECTOR 3	SECTOR 4	LAP TIME	MPH	DIFF	TIME OF DAY				
1 -	OUTLAP	104.5	36.604	88.6	24.707	100.0	33.740	102.4				10:13:38.432
2 -	30.796	107.3	34.671	90.9	24.088	101.2	32.851	104.0	2:02.406	79.17	6.050	10:15:40.838

Weather / Track : Cloudy / Dry

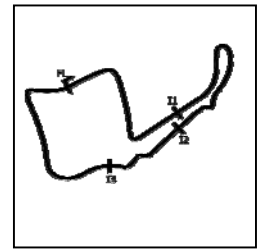
Oulton Park International
Circuit Length = 2.6920 miles
Start: 10:10 Flag 10:30 End: 10:32

MCRCB BULLETIN TK012

2017 MCE British Superbike Championship - Round 3

2017 HEL Performance British Motostar Championship

FREE PRACTICE 1 - SECTOR ANALYSIS



SECTOR 1 = FL to I1, SECTOR 2 = I1 to I2 SECTOR 3 = I2 to I3, SECTOR 4 = I3 to FL, DIFF = Difference To Personal Best Lap, P = Crossed Finish Line in Pit Lane, D = Time Disallowed

3 -	29.829	108.2	33.428	91.4	23.763	101.3	32.658	104.3	1:59.678	80.97	3.322	10:17:40.516
4 -	29.270	109.6	33.113	91.4	23.040	101.6	32.337	103.0	1:57.760 (2)	82.29	1.404	10:19:38.276
5 -	29.356	108.0	33.033	91.4	23.447	100.6	32.263	103.4	1:58.099 (3)	82.06	1.743	10:21:36.375
6 -	29.292	108.2	32.658	91.9	23.014	102.1	IN PIT		2:05.821 P	77.02	9.465	10:23:42.196
7 -	OUTLAP	106.8	33.693	90.5	23.129	102.2	32.206	102.7	2:44.778	58.81	48.422	10:26:26.974
8 -	29.436	110.9	31.916	92.0	23.008	100.4	31.996	100.6	1:56.356 (1)	83.29		10:28:23.330
9 -	29.802	107.0	34.100	91.8	22.761	102.2	32.224	105.8	1:58.887	81.51	2.531	10:30:22.217

P32	95 S	Ross TURNER				Honda NSF - RedRat Racing						
IDEAL LAP TIME : 1:57.825		BEST LAP TIME : 1:58.975		DIFFERENCE : 1.150								
LAP	SECTOR 1	SECTOR 2		SECTOR 3		SECTOR 4	LAP TIME	MPH	DIFF	TIME OF DAY		
1 -	OUTLAP	108.2	37.787	89.8	24.929	91.6	34.169	105.6		10:12:17.256		
2 -	31.042	109.4	35.628	91.6	23.306	102.6	33.333	105.5	2:03.309	78.59	4.334	10:14:20.565
3 -	30.001	111.2	34.288	92.4	22.965	102.7	32.701	105.6	1:59.955 (3)	80.79	0.980	10:16:20.520
4 -	29.839	110.5	34.225	92.8	22.752	103.2	32.916	105.8	1:59.732 (2)	80.94	0.757	10:18:20.252
5 -	29.642	110.9	34.064	93.9	22.913	103.4	32.356	105.5	1:58.975 (1)	81.45		10:20:19.227
6 -	29.206	111.4	33.511	93.8	24.530	64.9	IN PIT		2:09.443 P	74.86	10.468	10:22:28.670

P33	5 S	Tom ALEXANDER				Honda NSF - Wilson Racing						
IDEAL LAP TIME : 2:02.940		BEST LAP TIME : 2:03.487		DIFFERENCE : 0.547								
LAP	SECTOR 1	SECTOR 2		SECTOR 3		SECTOR 4	LAP TIME	MPH	DIFF	TIME OF DAY		
1 -	OUTLAP	87.1	39.413	86.1	25.507	82.3	36.660	97.9		10:12:28.626		
2 -	32.515	104.3	37.205	89.5	24.968	92.1	35.137	100.3	2:09.825	74.64	6.338	10:14:38.451
3 -	31.825	96.5	36.062	89.0	24.516	88.3	34.583	101.8	2:06.986	76.31	3.499	10:16:45.437
4 -	31.583	102.2	35.300	89.9	24.132	92.6	34.576	100.9	2:05.591	77.16	2.104	10:18:51.028
5 -	31.330	103.8	34.488	90.3	23.982	91.5	IN PIT		2:10.885 P	74.04	7.398	10:21:01.913
6 -	OUTLAP	104.0	35.112	90.3	24.302	91.6	35.047	99.5	4:12.348	38.40	2:08.861	10:25:14.261
7 -	30.764	105.8	34.439	90.8	24.071	92.3	34.690	101.3	2:03.964 (3)	78.17	0.477	10:27:18.225
8 -	30.881	104.6	35.020	90.1	24.082	89.1	33.899	102.2	2:03.882 (2)	78.23	0.395	10:29:22.107
9 -	30.835	103.2	34.911	89.2	23.986	95.0	33.755	103.7	2:03.487 (1)	78.48		10:31:25.594

MCRCB BULLETIN TK013

2017 MCE British Superbike Championship - Round 3

2017 HEL Performance British Motostar Championship

FREE PRACTICE 1 - BEST SPEEDS

POS	INTERMEDIATE 1			INTERMEDIATE 2			INTERMEDIATE 3			FINISH LINE		
	NO	NAME	MPH	NO	NAME	MPH	NO	NAME	MPH	NO	NAME	MPH
1	69	BOOTH-AMOS	122.0	54	BURMAN	100.3	47	ARCHER	112.0	47	ARCHER	115.3
2	15	McMANUS	120.6	47	ARCHER	100.0	6	TAYLOR	112.0	54	BURMAN	115.3
3	47	ARCHER	120.0	15	McMANUS	99.2	35	LODGE	111.1	79	STACEY	115.1
4	54	BURMAN	120.0	69	BOOTH-AMOS	99.1	54	BURMAN	110.9	15	McMANUS	114.5
5	6	TAYLOR	120.0	6	TAYLOR	99.1	15	McMANUS	110.7	6	TAYLOR	114.3
6	23	LLEWELLYN	119.8	79	STACEY	98.6	79	STACEY	110.3	35	LODGE	113.5
7	35	LODGE	118.9	20	MARKLUND	98.3	69	BOOTH-AMOS	110.0	69	BOOTH-AMOS	113.3
8	79	STACEY	118.7	35	LODGE	98.2	20	MARKLUND	109.4	23	LLEWELLYN	112.7
9	20	MARKLUND	117.3	44	BEST	97.5	3	KERR	109.4	64	DURHAM	112.4
10	64	DURHAM	117.3	64	DURHAM	97.3	64	DURHAM	109.1	20	MARKLUND	112.2
11	52	BOERBOOM	116.7	28	HINDLE	97.2	23	LLEWELLYN	109.1	28	HINDLE	112.2
12	44	BEST	116.3	3	KERR	97.1	44	BEST	108.4	3	KERR	111.8
13	28	HINDLE	115.9	52	BOERBOOM	97.1	28	HINDLE	108.0	52	BOERBOOM	110.9
14	3	KERR	115.1	23	LLEWELLYN	96.9	52	BOERBOOM	107.3	34	DELVES	110.5
15	34	DELVES	114.9	56	ATKINS	95.7	34	DELVES	106.8	44	BEST	110.1
16	56	ATKINS	114.1	34	DELVES	94.5	27	HODGE	105.3	25	BROUWERS	108.5
17	2	STRUDWICK	112.9	27	HODGE	94.1	56	ATKINS	105.1	27	HODGE	108.5
18	25	BROUWERS	112.4	12	RENDELL	93.9	12	RENDELL	104.8	56	ATKINS	107.8
19	27	HODGE	112.4	89	MORETON	93.9	25	BROUWERS	104.8	24	FABER	107.2
20	12	RENDELL	112.0	95	TURNER	93.9	2	STRUDWICK	104.5	2	STRUDWICK	107.0
21	19	RODRIGUEZ	111.6	24	FABER	93.5	89	MORETON	104.0	89	MORETON	106.6
22	24	FABER	111.4	2	STRUDWICK	93.4	24	FABER	103.7	16	COURTNEY	106.6
23	89	MORETON	111.4	16	COURTNEY	93.3	95	TURNER	103.4	12	RENDELL	106.1
24	16	COURTNEY	111.4	55	SCOTT	93.0	55	SCOTT	103.0	48	POTTER	105.8
25	95	TURNER	111.4	25	BROUWERS	92.9	16	COURTNEY	102.9	95	TURNER	105.8
26	48	POTTER	110.9	99	CAMPBELL	92.1	19	RODRIGUEZ	102.4	19	RODRIGUEZ	105.3
27	72	HORSMAN	110.7	19	RODRIGUEZ	92.1	72	HORSMAN	102.2	99	CAMPBELL	105.1
28	99	CAMPBELL	110.5	45	SWANN	92.1	48	POTTER	102.2	72	HORSMAN	105.0
29	76	PINSON	110.3	72	HORSMAN	92.0	99	CAMPBELL	102.1	76	PINSON	104.8
30	55	SCOTT	109.8	48	POTTER	92.0	76	PINSON	101.6	55	SCOTT	104.6
31	45	SWANN	108.0	5	ALEXANDER	90.8	45	SWANN	101.3	5	ALEXANDER	103.7
32	5	ALEXANDER	105.8	76	PINSON	90.6	5	ALEXANDER	95.0	45	SWANN	103.5
33												

Weather / Track : Cloudy / Dry

Results can be found at www.tsl-timing.com

Oulton Park International
Circuit Length = 2.6920 miles
Start: 10:10 Flag 10:30 End: 10:32

Printed - 10:33 Saturday, 29 April 2017

MCRCB BULLETIN TK014**2017 MCE British Superbike Championship - Round 3****2017 HEL Performance British Motostar Championship****FREE PRACTICE 1 - BEST SECTORS**

SECTOR 1			SECTOR 2			SECTOR 3			SECTOR 4			IDEAL / BEST COMPARISON			
POS	NO	NAME	TIME	NO	NAME	TIME	NO	NAME	TIME	NO	NAME	IDEAL	BEST	DIFF	
1	69	BOOTH-A	26.491	69	BOOTH-A	29.491	69	BOOTH-A	20.756	69	BOOTH-A	29.290			
2	47	ARCHER	26.758	47	ARCHER	29.633	35	LODGE	21.157	47	ARCHER	29.433			
3	35	LODGE	26.786	35	LODGE	29.842	54	BURMAN	21.270	35	LODGE	29.590			
4	6	TAYLOR	26.905	20	MARKLUN	29.904	47	ARCHER	21.309	15	McMANUS	29.607			
5	52	BOERBOO	27.025	12	RENDELL	30.088	34	DELVES	21.324	54	BURMAN	29.669			
6	44	BEST	27.142	3	KERR	30.267	20	MARKLUN	21.326	6	TAYLOR	29.695			
7	20	MARKLUN	27.160	15	McMANUS	30.275	64	DURHAM	21.327	20	MARKLUN	29.700			
8	15	McMANUS	27.172	25	BROUWER	30.290	6	TAYLOR	21.337	44	BEST	29.841			
9	54	BURMAN	27.188	54	BURMAN	30.292	15	McMANUS	21.350	3	KERR	29.968			
10	25	BROUWER	27.252	34	DELVES	30.303	3	KERR	21.423	25	BROUWER	30.034			
11	3	KERR	27.255	6	TAYLOR	30.313	44	BEST	21.433	34	DELVES	30.044			
12	64	DURHAM	27.296	64	DURHAM	30.334	28	HINDLE	21.539	64	DURHAM	30.146			
13	12	RENDELL	27.308	44	BEST	30.406	79	STACEY	21.567	12	RENDELL	30.162			
14	34	DELVES	27.310	52	BOERBOO	30.534	12	RENDELL	21.595	72	HORSMAN	30.272			
15	23	LLEWELL	27.531	99	CAMPBEL	30.604	99	CAMPBEL	21.600	23	LLEWELL	30.334			
16	2	STRUDWI	27.740	72	HORSMAN	30.740	25	BROUWER	21.640	79	STACEY	30.350			
17	28	HINDLE	27.787	2	STRUDWI	30.866	52	BOERBOO	21.649	28	HINDLE	30.412			
18	79	STACEY	27.800	79	STACEY	30.877	23	LLEWELL	21.696	52	BOERBOO	30.513			
19	72	HORSMAN	27.855	23	LLEWELL	31.002	72	HORSMAN	21.720	2	STRUDWI	30.715			
20	19	RODRIGU	27.916	55	SCOTT	31.073	55	SCOTT	21.748	99	CAMPBEL	30.740			
21	99	CAMPBEL	28.026	28	HINDLE	31.187	2	STRUDWI	21.962	24	FABER	30.837			
22	89	MORETON	28.155	24	FABER	31.443	24	FABER	21.972	76	PINSON	30.984			
23	45	SWANN	28.170	27	HODGE	31.464	19	RODRIGU	21.978	55	SCOTT	31.004			
24	76	PINSON	28.246	19	RODRIGU	31.550	76	PINSON	22.034	19	RODRIGU	31.020			
25	24	FABER	28.298	89	MORETON	31.670	27	HODGE	22.065	27	HODGE	31.197			
26	55	SCOTT	28.315	45	SWANN	31.761	56	ATKINS	22.091	45	SWANN	31.272			
27	56	ATKINS	28.329	56	ATKINS	31.806	89	MORETON	22.375	89	MORETON	31.274			
28	27	HODGE	28.366	48	POTTER	31.916	16	COURTNE	22.429	16	COURTNE	31.274			
29	16	COURTNE	28.786	76	PINSON	31.956	45	SWANN	22.497	56	ATKINS	31.500			
30	95	TURNER	29.206	16	COURTNE	32.118	95	TURNER	22.752	48	POTTER	31.996			
31	48	POTTER	29.270	95	TURNER	33.511	48	POTTER	22.761	95	TURNER	32.356			
32	5	ALEXAND	30.764	5	ALEXAND	34.439	5	ALEXAND	23.982	5	ALEXAND	33.755			
33															
												PERFECT LAP	1:46.028		
1	69	BOOTH-AMOS								1	69	BOOTH-AMOS	1:46.028	1:46.265	0.237
2	47	ARCHER								2	47	ARCHER	1:47.133	1:47.705	0.572
3	35	LODGE								3	35	LODGE	1:47.375	1:47.821	0.446
4	20	MARKLUND								4	20	MARKLUND	1:48.090	1:48.623	0.533
5	6	TAYLOR								5	6	TAYLOR	1:48.250	1:48.602	0.352
6	15	McMANUS								6	15	McMANUS	1:48.404	1:48.785	0.381
7	54	BURMAN								7	54	BURMAN	1:48.419	1:48.433	0.014
8	44	BEST								8	44	BEST	1:48.822	1:49.003	0.181
9	3	KERR								9	3	KERR	1:48.913	1:49.154	0.241
10	34	DELVES								10	34	DELVES	1:48.981	1:49.492	0.511
11	64	DURHAM								11	64	DURHAM	1:49.103	1:49.113	0.010
12	12	RENDELL								12	12	RENDELL	1:49.153	1:49.282	0.129
13	25	BROUWERS								13	25	BROUWERS	1:49.216	1:49.481	0.265
14	52	BOERBOOM								14	52	BOERBOOM	1:49.721	1:49.935	0.214
15	23	LLEWELLYN								15	23	LLEWELLYN	1:50.563	1:51.131	0.568
16	72	HORSMAN								16	72	HORSMAN	1:50.587	1:50.985	0.398
17	79	STACEY								17	79	STACEY	1:50.594	1:51.247	0.653
18	28	HINDLE								18	28	HINDLE	1:50.925	1:51.154	0.229
19	99	CAMPBELL								19	99	CAMPBELL	1:50.970	1:51.101	0.131
20	2	STRUDWICK								20	2	STRUDWICK	1:51.283	1:51.595	0.312
21	55	SCOTT								21	55	SCOTT	1:52.140	1:52.414	0.274
22	19	RODRIGUEZ								22	19	RODRIGUEZ	1:52.464	1:52.872	0.408
23	24	FABER								23	24	FABER	1:52.550	1:52.725	0.175
24	27	HODGE								24	27	HODGE	1:53.092	1:53.246	0.154
25	76	PINSON								25	76	PINSON	1:53.220	1:53.591	0.371
26	89	MORETON								26	89	MORETON	1:53.474	1:54.658	1.184
27	45	SWANN								27	45	SWANN	1:53.700	1:54.322	0.622
28	56	ATKINS								28	56	ATKINS	1:53.726	1:54.272	0.546
29	16	COURTNEY								29	16	COURTNEY	1:54.607	1:55.133	0.526
30	48	POTTER								30	48	POTTER	1:55.943	1:56.356	0.413
31	95	TURNER								31	95	TURNER	1:57.825	1:58.975	1.150
32	5	ALEXANDER								32	5	ALEXANDER	2:02.940	2:03.487	0.547
33	30	COOK								33	30	COOK		1:49.929	

Weather / Track : Cloudy / Dry

Oulton Park International
Circuit Length = 2.6920 miles
Start: 10:10 Flag 10:30 End: 10:32Results can be found at www.tsl-timing.com

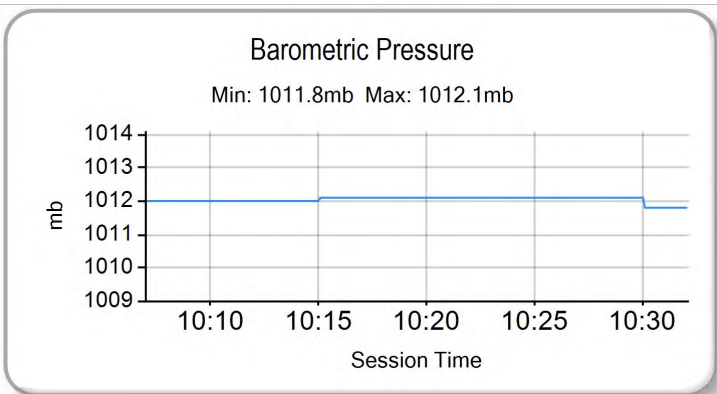
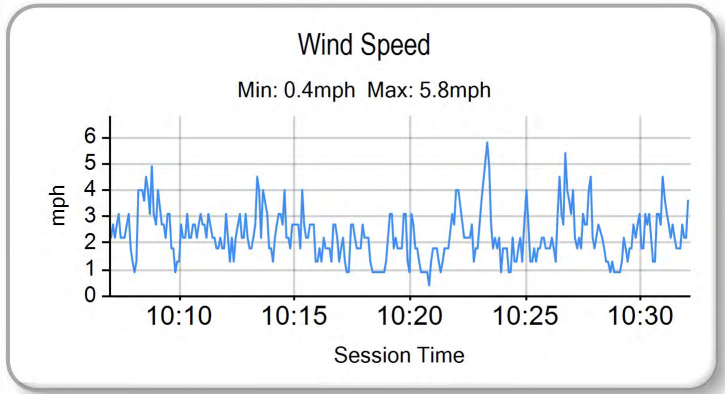
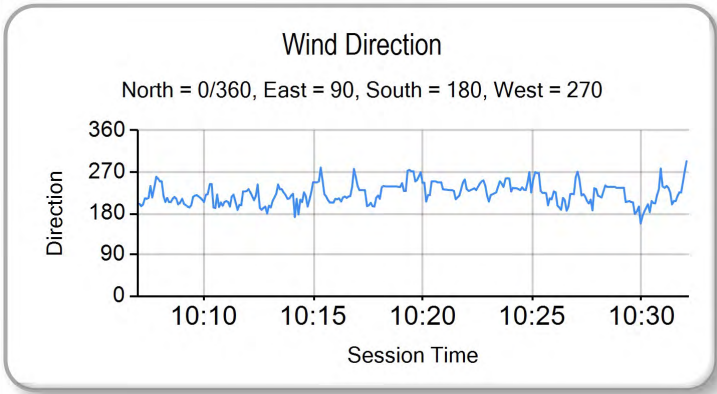
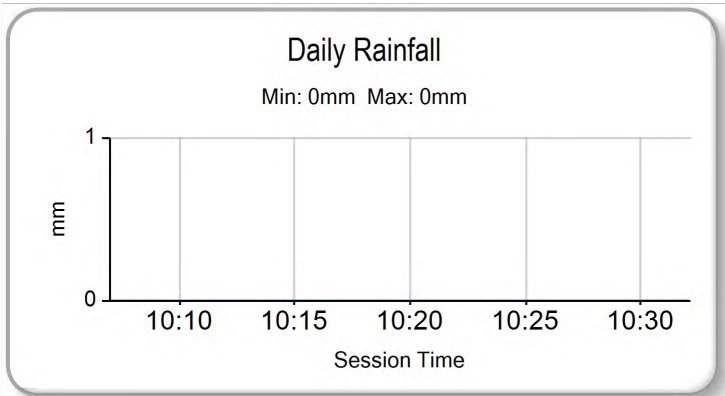
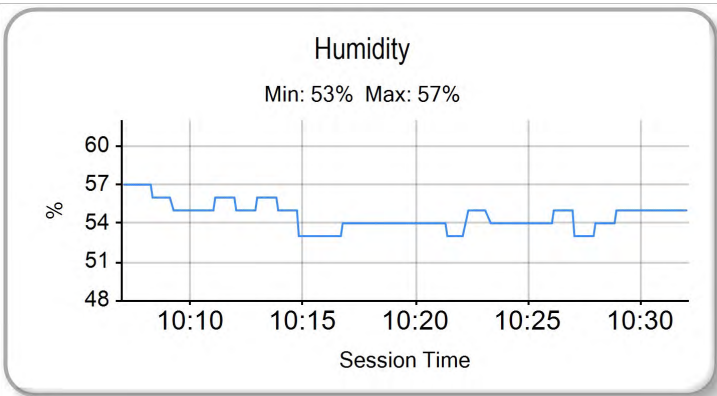
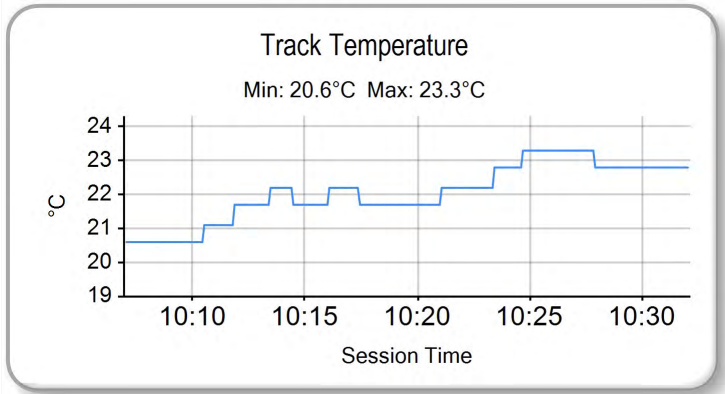
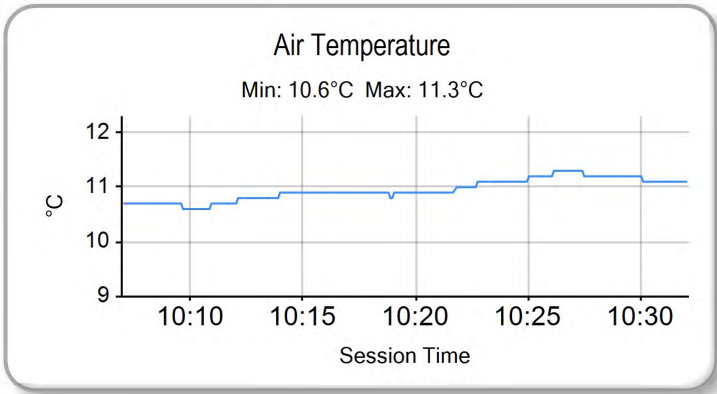
Printed - 10:33 Saturday, 29 April 2017

MCRCB BULLETIN TK015

2017 MCE British Superbike Championship - Round 3

2017 HEL Performance British Motostar Championship

FREE PRACTICE 1 - WEATHER CONDITIONS



Weather / Track : Cloudy / Dry

Oulton Park International
Circuit Length = 2.6920 miles
Start: 10:10 Flag 10:30 End: 10:32

Results can be found at www.tsl-timing.com

Printed - 10:34 Saturday, 29 April 2017



POS	NO	CL	PIC NAME	ENTRY	TIME	ON	LAPS	GAP	DIFF	MPH
1	69		1 Tom BOOTH-AMOS	KTM - City Lifting RS Racing	1:45.622	9	9			91.75
2	47		2 Jake ARCHER	KTM - City Lifting / RS Racing	1:46.309	10	10	0.687	0.687	91.16
3	79		3 Storm STACEY	Kalex - FPW Racing	1:46.839	11	11	1.217	0.530	90.70
4	35		4 Elliot LODGE	FTR - Spike Racing / SP125	1:46.942	8	11	1.320	0.103	90.62
5	15		5 Eugene McMANUS	KTM - RS Racing / E15 Racing	1:47.060	8	11	1.438	0.118	90.52
6	6		6 Taz TAYLOR	KTM - GA Competition	1:47.241	10	10	1.619	0.181	90.36
7	34		7 Liam DELVES	DR-Moto - Stauf Connect Academy / Dr-Moto	1:47.822	9	10	2.200	0.581	89.88
8	12		8 Edward RENDELL	Honda - Banks Racing	1:48.063	9	10	2.441	0.241	89.68
9	54		9 Sam BURMAN	KTM - TeamWNT / Burman Racing	1:48.103	9	10	2.481	0.040	89.64
10	20		10 Joel MARKLUND	KTM - Marklund Solutions / SP125	1:48.228	4	4	2.606	0.125	89.54
11	64		11 Asher DURHAM	Mahindra - Cresswell Racing	1:48.321	11	11	2.699	0.093	89.46
12	25		12 Mike BROUWERS	APG Moto - TEC7-Joma / Brouwersracingteam	1:48.342	8	11	2.720	0.021	89.45
13	3		13 Richard KERR	KTM - North West Racing	1:48.443	11	11	2.821	0.101	89.36
14	28		14 Lee HINDLE	KTM - JH Motorsport	1:48.727	10	10	3.105	0.284	89.13
15	23		15 Sam LLEWELLYN	KTM - SymCircus Motorsport	1:49.835	8	10	4.213	1.108	88.23
16	2	S	1 Thomas STRUDWICK	Honda NSF - Case Moto Rapido Moto3	1:50.255	8	11	4.633	0.420	87.89
17	72	S	2 Cameron HORSMAN	Honda NSF - Nova / FAB Racing	1:50.279	10	11	4.657	0.024	87.87
18	99		16 Stephen CAMPBELL	Honda - Campbell Racing	1:50.750	7	10	5.128	0.471	87.50
19	55	S	3 Jack SCOTT	Honda NSF - J J Racing	1:50.934	7	11	5.312	0.184	87.36
20	19	S	4 Victor RODRIGUEZ	Honda NSF - GA Competition	1:51.098	8	11	5.476	0.164	87.23
21	24	S	5 Shane FABER	Honda NSF - SymCircus Motorsport / Shane Faber Racing	1:51.144	5	10	5.522	0.046	87.19
22	52		17 Jorel BOERBOOM	Kalex KTM - Fireplace Warehouse	1:51.210	2	4	5.588	0.066	87.14
23	30	S	6 Max COOK	Honda NSF - Wilson Racing	1:51.433	2	6	5.811	0.223	86.96
24	89	S	7 T. Fox MORETON	Honda NSF - Banks Racing / Moto Engineering	1:52.183	4	10	6.561	0.750	86.38
25	27		18 Josh HODGE	KTM - Team HPR	1:52.263	11	11	6.641	0.080	86.32
26	17		19 Tom CARNE	Tigcraft - Neatafan / Tigcraft Racing	1:52.604	5	6	6.982	0.341	86.06
27	56	S	8 Charlie ATKINS	Honda NSF - Wilson Racing	1:52.859	5	11	7.237	0.255	85.87
28	76	S	9 Elliot PINSON	Honda NSF - Cresswell Racing	1:53.143	5	11	7.521	0.284	85.65
29	16	S	10 Connall COURTNEY	Honda NSF - Mototech CCR	1:53.693	7	9	8.071	0.550	85.24
30	45	S	11 Scott SWANN	Honda NSF - Swann Racing	1:54.609	11	11	8.987	0.916	84.55
31	95	S	12 Ross TURNER	Honda NSF - RedRat Racing	1:55.171	7	9	9.549	0.562	84.14
32	48	S	13 Ewan POTTER	Honda NSF -	1:55.500	7	9	9.878	0.329	83.90

QUALIFYING LAPTIME (110.0% of 1:45.622) = 1:56.184

33	5	S	14 Tom ALEXANDER	Honda NSF - Wilson Racing	1:58.068	10	10	12.446	2.568	82.08
----	---	---	------------------	---------------------------	----------	----	----	--------	-------	-------

Weather / Track : Cloudy / Dry

These results are provisional until the conclusion of any judicial and technical matters.

Oulton Park International
 Circuit Length = 2.6920 miles
 Start: 14:11 Flag 14:31 End: 14:33

Race Director :	Stewards :	Timekeeper :
-----------------	------------	--------------

Results can be found at www.britishsuperbike.com

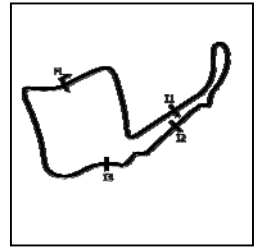
Printed - 14:34 Saturday, 29 April 2017

MCRCB BULLETIN TK042

2017 MCE British Superbike Championship - Round 3

2017 HEL Performance British Motostar Championship

FREE PRACTICE 2 - SECTOR ANALYSIS



SECTOR 1 = FL to I1, SECTOR 2 = I1 to I2 SECTOR 3 = I2 to I3, SECTOR 4 = I3 to FL, DIFF = Difference To Personal Best Lap, P = Crossed Finish Line in Pit Lane, D = Time Disallowed

P1 69		Tom BOOTH-AMOS					KTM - City Lifting RS Racing						
IDEAL LAP TIME : 1:45.608		BEST LAP TIME : 1:45.622					DIFFERENCE : 0.014						
LAP	SECTOR 1	SECTOR 2		SECTOR 3		SECTOR 4		LAP TIME	MPH	DIFF	TIME OF DAY		
1 -	OUTLAP	85.5	37.167	78.3	25.442	88.0	IN PIT			P	14:15:02.574		
2 -	OUTLAP	115.5	30.629	97.9	21.420	107.0	29.613	112.2	5:04.565	31.82	3:18.943	14:20:07.139	
3 -	26.778	116.9	29.731	98.2	21.130	109.2	29.568	112.0	1:47.207	90.39	1.585	14:21:54.346	
4 -	26.757	118.3	29.566	99.1	21.103	108.4	29.332	113.3	1:46.758	90.77	1.136	14:23:41.104	
5 -	26.625	114.3	29.590	98.2	20.805	108.9	29.236	113.7	1:46.256	(2)	91.20	0.634	14:25:27.360
6 -	26.814	119.4	29.627	97.3	20.915	109.4	29.293	113.3	1:46.649	90.87	1.027	14:27:14.009	
7 -	27.633	116.5	30.096	93.5	21.962	108.4	29.324	113.7	1:49.015	88.89	3.393	14:29:03.024	
8 -	26.482	118.9	29.645	98.1	21.260	108.7	29.247	112.7	1:46.634	(3)	90.88	1.012	14:30:49.658
9 -	26.394	120.0	29.320	98.9	20.819	109.4	29.089	113.1	1:45.622	(1)	91.75		14:32:35.280

P2 47		Jake ARCHER					KTM - City Lifting / RS Racing						
IDEAL LAP TIME : 1:46.078		BEST LAP TIME : 1:46.309					DIFFERENCE : 0.231						
LAP	SECTOR 1	SECTOR 2		SECTOR 3		SECTOR 4		LAP TIME	MPH	DIFF	TIME OF DAY		
1 -	OUTLAP	109.2	32.233	95.7	22.536	107.7	30.345	114.7				14:14:34.156	
2 -	28.045	117.1	30.402	98.9	21.624	109.4	29.771	114.5	1:49.842	88.22	3.533	14:16:23.998	
3 -	27.119	117.9	29.850	98.6	21.173	110.5	29.250	114.1	1:47.392	90.24	1.083	14:18:11.390	
4 -	26.762	119.6	29.800	99.7	21.083	107.2	IN PIT		1:53.898	P	85.08	7.589	14:20:05.288
5 -	OUTLAP	82.2	33.058	95.5	24.419	107.7	29.983	114.5	3:38.450	44.36	1:52.141	14:23:43.738	
6 -	26.955	120.0	29.856	98.1	21.083	110.9	29.219	114.3	1:47.113	(3)	90.47	0.804	14:25:30.851
7 -	26.563	119.8	29.678	98.8	20.915	110.1	29.961	111.2	1:47.117	90.47	0.808	14:27:17.968	
8 -	26.651	120.0	29.552	99.1	20.960	110.5	29.381	113.9	1:46.544	(2)	90.96	0.235	14:29:04.512
9 -	26.412	118.5	29.696	99.4	21.619	107.8	29.936	113.1	1:47.663	90.01	1.354	14:30:52.175	
10 -	26.472	120.0	29.532	100.0	21.024	104.3	29.281	114.5	1:46.309	(1)	91.16		14:32:38.484

P3 79		Storm STACEY					Kalex - FPW Racing						
IDEAL LAP TIME : 1:46.839		BEST LAP TIME : 1:46.839					DIFFERENCE : 0.000						
LAP	SECTOR 1	SECTOR 2		SECTOR 3		SECTOR 4		LAP TIME	MPH	DIFF	TIME OF DAY		
1 -	OUTLAP	117.5	32.172	99.8	22.525	102.4	31.592	113.3				14:13:19.297	
2 -	27.548	118.3	31.934	98.2	21.730	109.8	30.213	113.5	1:51.425	86.97	4.586	14:15:10.722	
3 -	27.275	118.1	30.849	98.5	21.514	110.1	30.013	113.5	1:49.651	88.38	2.812	14:17:00.373	
4 -	26.959	118.9	30.110	99.8	24.538	105.1	30.063	113.5	1:51.670	86.78	4.831	14:18:52.043	
5 -	27.052	118.3	30.263	99.2	21.181	110.3	30.216	113.7	1:48.712	89.14	1.873	14:20:40.755	
6 -	29.097	114.3	30.413	99.8	21.880	99.8	IN PIT		2:01.302	P	79.89	14.463	14:22:42.057
7 -	OUTLAP	118.1	30.302	99.1	21.320	110.7	29.872	113.5	2:55.298	55.28	1:08.459	14:25:37.355	
8 -	27.000	118.5	30.066	99.1	21.015	110.3	29.696	113.9	1:47.777	(3)	89.91	0.938	14:27:25.132
9 -	26.820	119.6	30.047	99.4	21.260	110.5	29.696	114.5	1:47.823	89.88	0.984	14:29:12.955	
10 -	27.075	118.1	29.891	99.8	21.113	110.0	29.572	113.5	1:47.651	(2)	90.02	0.812	14:31:00.606
11 -	26.615	119.6	29.716	100.1	20.994	111.6	29.514	114.3	1:46.839	(1)	90.70		14:32:47.445

P4 35		Elliot LODGE					FTR - Spike Racing / SP125						
IDEAL LAP TIME : 1:46.735		BEST LAP TIME : 1:46.942					DIFFERENCE : 0.207						
LAP	SECTOR 1	SECTOR 2		SECTOR 3		SECTOR 4		LAP TIME	MPH	DIFF	TIME OF DAY		
1 -	OUTLAP	114.9	32.098	95.7	21.980	108.7	30.289	111.4				14:13:09.720	
2 -	27.546	116.3	30.477	98.1	21.445	108.9	30.146	113.1	1:49.614	88.41	2.672	14:14:59.334	
3 -	27.032	115.9	30.270	98.6	20.929	109.4	29.476	113.5	1:47.707	89.97	0.765	14:16:47.041	
4 -	26.585	116.1	29.959	97.2	21.293	108.4	29.499	113.1	1:47.336	(3)	90.28	0.394	14:18:34.377
5 -	26.667	115.9	30.106	98.1	25.293	106.0	30.226	112.7	1:52.292	86.30	5.350	14:20:26.669	
6 -	27.111	117.1	29.986	95.8	21.257	108.4	29.631	110.5	1:47.985	89.74	1.043	14:22:14.654	
7 -	27.595	114.7	31.571	95.3	22.221	106.5	30.071	112.5	1:51.458	86.95	4.516	14:24:06.112	
8 -	26.487	117.9	29.868	97.1	21.047	109.2	29.540	112.4	1:46.942	(1)	90.62		14:25:53.054
9 -	27.008	116.7	31.096	94.3	22.400	97.9	30.523	112.7	1:51.027	87.28	4.085	14:27:44.081	
10 -	26.635	117.3	29.843	97.6	21.109	108.7	29.516	112.7	1:47.103	(2)	90.48	0.161	14:29:31.184
11 -	26.505	118.5	30.069	97.2	21.206	108.0	29.802	111.6	1:47.582	90.08	0.640	14:31:18.766	

Weather / Track : Cloudy / Dry

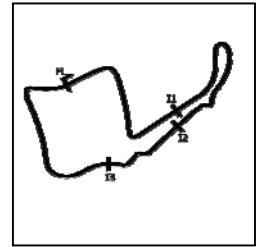
Oulton Park International
 Circuit Length = 2.6920 miles
 Start: 14:11 Flag 14:31 End: 14:33

MCRCB BULLETIN TK042

2017 MCE British Superbike Championship - Round 3

2017 HEL Performance British Motostar Championship

FREE PRACTICE 2 - SECTOR ANALYSIS



SECTOR 1 = FL to I1, SECTOR 2 = I1 to I2 SECTOR 3 = I2 to I3, SECTOR 4 = I3 to FL, DIFF = Difference To Personal Best Lap, P = Crossed Finish Line in Pit Lane, D = Time Disallowed

P5		15		Eugene McMANUS				KTM - RS Racing / E15 Racing				
IDEAL LAP TIME : 1:46.605		BEST LAP TIME : 1:47.060		DIFFERENCE : 0.455								
LAP	SECTOR 1	SECTOR 2	SECTOR 3	SECTOR 4	LAP TIME	MPH	DIFF	TIME OF DAY				
1 -	OUTLAP	116.1	31.339	98.3	21.755	108.7	30.198	115.1				14:14:34.771
2 -	27.595	117.9	30.888	98.6	21.384	110.9	29.736	114.9	1:49.603	88.42	2.543	14:16:24.374
3 -	26.882	119.1	30.450	97.9	21.126	110.9	29.360	113.9	1:47.818	89.88	0.758	14:18:12.192
4 -	26.608	120.0	29.990	98.9	21.244	110.7	29.658	114.5	1:47.500 (3)	90.15	0.440	14:19:59.692
5 -	26.668	119.8	30.493	98.1	21.406	108.5	29.545	113.3	1:48.112	89.64	1.052	14:21:47.804
6 -	27.340	103.7	34.514	94.9	24.553	110.3	29.863	115.1	1:56.270	83.35	9.210	14:23:44.074
7 -	26.794	120.4	30.029	98.9	21.292	110.0	29.169	114.3	1:47.284 (2)	90.33	0.224	14:25:31.358
8 -	26.667	119.8	29.702	98.5	21.254	110.3	29.437	115.1	1:47.060 (1)	90.52		14:27:18.418
9 -	27.058	120.0	30.424	96.6	28.694	106.3	29.898	114.3	1:56.074	83.49	9.014	14:29:14.492
10 -	26.653	120.6	30.109	99.2	25.010	107.5	30.025	113.3	1:51.797	86.68	4.737	14:31:06.289
11 -	26.624	119.1	30.417	99.1	21.415	110.0	29.256	114.1	1:47.712	89.97	0.652	14:32:54.001

P6		6		Taz TAYLOR				KTM - GA Competition				
IDEAL LAP TIME : 1:47.090		BEST LAP TIME : 1:47.241		DIFFERENCE : 0.151								
LAP	SECTOR 1	SECTOR 2	SECTOR 3	SECTOR 4	LAP TIME	MPH	DIFF	TIME OF DAY				
1 -	OUTLAP	113.7	31.851	97.9	22.037	108.4	30.562	112.4				14:14:15.585
2 -	27.725	116.5	30.857	98.9	21.751	108.7	30.146	113.1	1:50.479	87.72	3.238	14:16:06.064
3 -	27.286	117.5	30.636	97.8	21.521	109.4	29.906	112.2	1:49.349	88.62	2.108	14:17:55.413
4 -	27.081	115.5	30.517	98.6	21.335	110.3	29.839	113.7	1:48.772 (3)	89.09	1.531	14:19:44.185
5 -	26.718	118.7	31.078	97.6	21.570	106.8	30.422	112.9	1:49.788	88.27	2.547	14:21:33.973
6 -	26.748	118.7	30.359	98.1	21.267	110.9		IN PIT	1:55.499 P	83.90	8.258	14:23:29.472
7 -	OUTLAP	118.3	30.683	97.6	21.334	109.8	29.840	113.3	2:48.367	57.56	1:01.126	14:26:17.839
8 -	26.583	121.1	30.770	98.5	21.400	110.0	30.086	113.1	1:48.839	89.04	1.598	14:28:06.678
9 -	26.850	118.7	29.961	98.8	21.280	110.3	29.610	113.7	1:47.701 (2)	89.98	0.460	14:29:54.379
10 -	26.734	118.5	29.942	98.1	21.133	110.9	29.432	113.5	1:47.241 (1)	90.36		14:31:41.620

P7		34		Liam DELVES				DR-Moto - Stauff Connect Academy / Dr-Moto				
IDEAL LAP TIME : 1:47.664		BEST LAP TIME : 1:47.822		DIFFERENCE : 0.158								
LAP	SECTOR 1	SECTOR 2	SECTOR 3	SECTOR 4	LAP TIME	MPH	DIFF	TIME OF DAY				
1 -	OUTLAP	110.7	32.127	91.4	22.207	106.1	30.642	109.4				14:14:11.565
2 -	27.727	112.5	30.628	93.0	21.682	106.6	30.074	110.3	1:50.111	88.01	2.289	14:16:01.676
3 -	27.561	112.5	30.304	92.6	21.528	107.0	30.049	108.5	1:49.442	88.55	1.620	14:17:51.118
4 -	27.417	112.0	30.219	93.4	21.254	107.3	29.999	108.2	1:48.889	89.00	1.067	14:19:40.007
5 -	27.557	112.9	30.660	94.9	21.650	107.3	30.269	109.2	1:50.136	87.99	2.314	14:21:30.143
6 -	27.179	113.7	30.038	94.2	25.963	107.2		IN PIT	2:00.111 P	80.68	12.289	14:23:30.254
7 -	OUTLAP	114.7	30.406	95.5	21.592	107.0	30.008	109.6	2:34.112	62.88	46.290	14:26:04.366
8 -	26.963	116.1	30.326	95.7	21.406	107.5	29.840	110.9	1:48.535 (3)	89.29	0.713	14:27:52.901
9 -	26.823	117.1	29.880	95.5	21.279	107.0	29.840	110.0	1:47.822 (1)	89.88		14:29:40.723
10 -	26.932	113.7	29.747	96.1	21.278	106.5	29.949	109.8	1:47.906 (2)	89.81	0.084	14:31:28.629

P8		12		Edward RENDELL				Honda - Banks Racing				
IDEAL LAP TIME : 1:47.848		BEST LAP TIME : 1:48.063		DIFFERENCE : 0.215								
LAP	SECTOR 1	SECTOR 2	SECTOR 3	SECTOR 4	LAP TIME	MPH	DIFF	TIME OF DAY				
1 -	OUTLAP	107.2	31.301	91.8	21.959	102.4	30.596	106.5				14:14:57.036
2 -	27.447	110.0	30.155	94.5	21.354	103.2	30.231	106.0	1:49.187	88.75	1.124	14:16:46.223
3 -	27.510	108.5	30.104	94.9	21.323	105.0	29.896	107.3	1:48.833	89.04	0.770	14:18:35.056
4 -	27.018	111.6	29.764	93.0	21.703	103.0	30.474	106.1	1:48.959	88.94	0.896	14:20:24.015
5 -	27.463	109.2	30.029	93.0	21.498	102.7		IN PIT	1:53.252 P	85.57	5.189	14:22:17.267
6 -	OUTLAP	110.5	30.399	91.9	21.599	103.0	30.199	106.3	2:41.593	59.97	53.530	14:24:58.860
7 -	27.176	111.4	30.317	91.0	21.220	103.2	29.955	106.1	1:48.668 (3)	89.18	0.605	14:26:47.528
8 -	27.174	110.1	30.006	94.5	21.672	102.7	30.271	105.6	1:49.123	88.81	1.060	14:28:36.651
9 -	27.125	111.1	29.722	93.5	21.212	103.4	30.004	106.1	1:48.063 (1)	89.68		14:30:24.714
10 -	27.491	109.4	29.740	94.2	21.228	103.5	29.957	105.6	1:48.416 (2)	89.38	0.353	14:32:13.130

Weather / Track : Cloudy / Dry

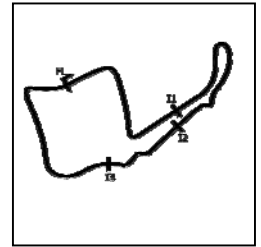
Oulton Park International
Circuit Length = 2.6920 miles
Start: 14:11 Flag 14:31 End: 14:33

MCRCB BULLETIN TK042

2017 MCE British Superbike Championship - Round 3

2017 HEL Performance British Motostar Championship

FREE PRACTICE 2 - SECTOR ANALYSIS



SECTOR 1 = FL to I1, SECTOR 2 = I1 to I2 SECTOR 3 = I2 to I3, SECTOR 4 = I3 to FL, DIFF = Difference To Personal Best Lap, P = Crossed Finish Line in Pit Lane, D = Time Disallowed

P9		54		Sam BURMAN				KTM - TeamWNT / Burman Racing					
IDEAL LAP TIME : 1:47.756		BEST LAP TIME : 1:48.103		DIFFERENCE : 0.347									
LAP	SECTOR 1	SECTOR 2	SECTOR 3	SECTOR 4	LAP TIME	MPH	DIFF	TIME OF DAY					
1 -	OUTLAP	114.1	31.908	97.5	21.769	109.6	30.522	113.1			14:13:50.155		
2 -	27.923	115.9	30.907	98.2	21.869	108.7	30.515	113.7	1:51.214	87.14	3.111	14:15:41.369	
3 -	28.132	116.3	30.480	99.4	21.373	108.9	29.968	113.1	1:49.953	88.14	1.850	14:17:31.322	
4 -	27.146	118.1	30.614	99.2	21.215	110.9	29.659	114.5	1:48.634 (2)	89.21	0.531	14:19:19.956	
5 -	27.070	117.9	30.446	99.4	21.443	111.8	30.130	112.9	1:49.089	88.83	0.986	14:21:09.045	
6 -	27.660	117.9	30.971	98.8	22.552	108.7	IN PIT		1:57.513	P	82.47	9.410	14:23:06.558
7 -	OUTLAP	116.9	30.882	98.5	21.550	108.9	30.018	112.4	2:56.520	54.90	1:08.417	14:26:03.078	
8 -	27.152	118.3	30.379	98.5	21.440	109.2	29.972	113.3	1:48.943 (3)	88.95	0.840	14:27:52.021	
9 -	26.962	118.7	30.195	98.9	21.198	110.1	29.748	113.7	1:48.103 (1)	89.64		14:29:40.124	
10 -	26.787	118.3	30.112	99.2	28.535	109.1	30.730	113.3	1:56.164	83.42	8.061	14:31:36.288	

P10		20		Joel MARKLUND				KTM - Marklund Solutions / SP125				
IDEAL LAP TIME : 1:48.100		BEST LAP TIME : 1:48.228		DIFFERENCE : 0.128								
LAP	SECTOR 1	SECTOR 2	SECTOR 3	SECTOR 4	LAP TIME	MPH	DIFF	TIME OF DAY				
1 -	OUTLAP	112.2	31.082	96.8	21.619	107.3	30.344	111.4			14:13:28.577	
2 -	27.634	115.3	30.445	98.1	21.151	107.8	29.910	112.5	1:49.140 (2)	88.79	0.912	14:15:17.717
3 -	27.258	114.5	30.141	97.8	23.903	105.8	30.274	110.3	1:51.576 (3)	86.85	3.348	14:17:09.293
4 -	27.288	114.9	29.942	96.8	21.239	108.7	29.759	112.5	1:48.228 (1)	89.54		14:18:57.521

P11		64		Asher DURHAM				Mahindra - Cresswell Racing				
IDEAL LAP TIME : 1:48.079		BEST LAP TIME : 1:48.321		DIFFERENCE : 0.242								
LAP	SECTOR 1	SECTOR 2	SECTOR 3	SECTOR 4	LAP TIME	MPH	DIFF	TIME OF DAY				
1 -	OUTLAP	115.3	31.850	95.5	22.002	108.5	30.444	111.1			14:14:27.849	
2 -	27.716	115.9	30.891	96.9	21.597	108.4	30.246	111.6	1:50.450	87.74	2.129	14:16:18.299
3 -	27.811	115.3	30.993	96.8	21.508	109.1	30.369	111.4	1:50.681	87.56	2.360	14:18:08.980
4 -	27.245	117.3	30.754	98.2	21.385	108.5	30.435	111.2	1:49.819	88.24	1.498	14:19:58.799
5 -	27.359	116.9	30.985	97.6	21.440	108.9	29.969	111.6	1:49.753	88.30	1.432	14:21:48.552
6 -	27.112	117.3	34.228	92.5	22.471	108.5	29.835	113.3	1:53.646	85.27	5.325	14:23:42.198
7 -	27.115	116.3	30.140	95.7	21.251	108.5	30.101	111.1	1:48.607 (3)	89.23	0.286	14:25:30.805
8 -	27.232	117.7	30.159	96.5	21.352	109.4	29.728	111.2	1:48.471 (2)	89.34	0.150	14:27:19.276
9 -	27.114	119.1	30.249	96.8	23.094	88.5	34.696	111.6	1:55.153	84.16	6.832	14:29:14.429
10 -	27.147	119.1	30.335	96.8	23.165	96.0	31.982	111.1	1:52.629	86.04	4.308	14:31:07.058
11 -	27.052	118.5	30.048	97.8	21.401	108.4	29.820	110.1	1:48.321 (1)	89.46		14:32:55.379

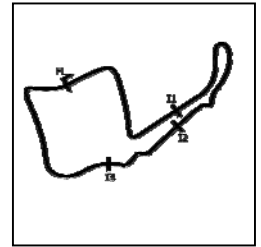
P12		25		Mike BROUWERS				APG Moto - TEC7-Joma / Brouwersracingteam				
IDEAL LAP TIME : 1:48.107		BEST LAP TIME : 1:48.342		DIFFERENCE : 0.235								
LAP	SECTOR 1	SECTOR 2	SECTOR 3	SECTOR 4	LAP TIME	MPH	DIFF	TIME OF DAY				
1 -	OUTLAP	100.6	32.941	89.2	23.304	98.3	31.102	107.3			14:14:21.168	
2 -	27.942	111.4	30.853	92.4	21.902	104.0	30.221	107.5	1:50.918	87.37	2.576	14:16:12.086
3 -	27.544	111.6	30.256	93.0	21.677	105.0	30.075	107.7	1:49.552	88.46	1.210	14:18:01.638
4 -	27.279	112.4	30.256	94.9	21.559	105.6	30.083	107.2	1:49.177	88.76	0.835	14:19:50.815
5 -	27.186	111.8	30.195	92.9	21.471	105.0	30.072	107.0	1:48.924	88.97	0.582	14:21:39.739
6 -	27.290	111.6	30.193	91.8	21.566	104.5	29.859	108.2	1:48.908	88.98	0.566	14:23:28.647
7 -	27.164	112.7	30.119	93.8	21.405	104.8	30.046	107.3	1:48.734	89.12	0.392	14:25:17.381
8 -	27.169	112.7	29.874	93.7	21.444	104.2	29.855	109.1	1:48.342 (1)	89.45		14:27:05.723
9 -	27.081	114.3	30.277	94.6	21.976	103.4	30.010	107.2	1:49.344	88.63	1.002	14:28:55.067
10 -	27.071	112.9	29.984	90.0	21.758	104.5	29.844	108.2	1:48.657 (3)	89.19	0.315	14:30:43.724
11 -	27.007	114.1	30.092	95.5	21.382	105.6	30.034	109.1	1:48.515 (2)	89.30	0.173	14:32:32.239

P13		3		Richard KERR				KTM - North West Racing				
IDEAL LAP TIME : 1:48.084		BEST LAP TIME : 1:48.443		DIFFERENCE : 0.359								
LAP	SECTOR 1	SECTOR 2	SECTOR 3	SECTOR 4	LAP TIME	MPH	DIFF	TIME OF DAY				
1 -	OUTLAP	106.6	34.282	69.3	23.901	108.7	29.870	111.1			14:13:11.570	
2 -	27.617	115.3	31.072	97.1	21.824	107.8	30.107	110.9	1:50.620	87.60	2.177	14:15:02.190
3 -	27.709	114.1	30.732	96.9	21.627	106.3	30.161	110.3	1:50.229	87.91	1.786	14:16:52.419
4 -	27.550	112.5	30.294	97.1	21.569	106.5	29.977	110.1	1:49.390 (3)	88.59	0.947	14:18:41.809

Weather / Track : Cloudy / Dry

Oulton Park International
Circuit Length = 2.6920 miles
Start: 14:11 Flag 14:31 End: 14:33

FREE PRACTICE 2 - SECTOR ANALYSIS



SECTOR 1 = FL to I1, SECTOR 2 = I1 to I2 SECTOR 3 = I2 to I3, SECTOR 4 = I3 to FL, DIFF = Difference To Personal Best Lap, P = Crossed Finish Line in Pit Lane, D = Time Disallowed

5 -	27.302	113.7	30.663	91.5	24.071	105.6	30.173	110.1	1:52.209	86.36	3.766	14:20:34.018
6 -	27.494	113.1	30.393	96.2	21.681	105.8	30.083	109.8	1:49.651	88.38	1.208	14:22:23.669
7 -	27.712	114.5	31.369	95.3	21.587	106.5	30.067	109.4	1:50.735	87.51	2.292	14:24:14.404
8 -	27.796	114.5	30.358	95.7	21.561	106.6	29.850	110.3	1:49.565	88.45	1.122	14:26:03.969
9 -	27.274	115.9	30.183	96.6	21.392	107.3	29.803	110.7	1:48.652 (2)	89.19	0.209	14:27:52.621
10 -	27.027	116.7	30.243	96.9	22.318	93.8	30.898	109.4	1:50.486	87.71	2.043	14:29:43.107
11 -	27.272	114.5	29.893	96.8	21.361	106.5	29.917	110.1	1:48.443 (1)	89.36		14:31:31.550

P14 28		Lee HINDLE						KTM - JH Motorsport					
IDEAL LAP TIME : 1:48.585		BEST LAP TIME : 1:48.727				DIFFERENCE : 0.142							
LAP	SECTOR 1	SECTOR 2	SECTOR 3	SECTOR 4	LAP TIME	MPH	DIFF	TIME OF DAY					
1 -	OUTLAP	110.7	33.950	92.4	23.150	105.8	IN PIT	P	14:15:00.614				
2 -	OUTLAP	113.7	32.358	97.1	22.020	106.0	30.361	110.9	2:27.508	65.70	38.781	14:17:28.122	
3 -	27.744	113.7	30.732	97.3	21.832	106.6	30.270	112.0	1:50.578	87.64	1.851	14:19:18.700	
4 -	27.451	113.7	30.931	96.5	21.579	108.2	30.238	110.0	1:50.199	87.94	1.472	14:21:08.899	
5 -	27.646	113.5	30.692	97.2	22.436	106.0	30.857	111.1	1:51.631	86.81	2.904	14:23:00.530	
6 -	27.352	115.9	30.566	97.3	21.642	107.7	30.007	111.1	1:49.567	88.45	0.840	14:24:50.097	
7 -	27.330	114.3	30.551	97.2	21.442	108.0	30.175	111.4	1:49.498	88.50	0.771	14:26:39.595	
8 -	27.631	114.9	30.435	96.6	21.294	107.8	30.017	111.1	1:49.377 (3)	88.60	0.650	14:28:28.972	
9 -	27.313	114.7	30.378	97.1	21.369	107.7	29.993	110.5	1:49.053 (2)	88.86	0.326	14:30:18.025	
10 -	27.186	115.5	30.351	97.1	21.436	107.5	29.754	112.4	1:48.727 (1)	89.13		14:32:06.752	

P15 23		Sam LLEWELLYN						KTM - SymCirrus Motorsport					
IDEAL LAP TIME : 1:49.507		BEST LAP TIME : 1:49.835				DIFFERENCE : 0.328							
LAP	SECTOR 1	SECTOR 2	SECTOR 3	SECTOR 4	LAP TIME	MPH	DIFF	TIME OF DAY					
1 -	OUTLAP	114.9	32.486	93.2	22.471	103.0	30.965	111.8				14:13:23.847	
2 -	27.680	116.5	31.252	95.3	22.031	108.7	30.240	112.7	1:51.203	87.14	1.368	14:15:15.050	
3 -	27.673	117.3	30.550	96.9	21.590	107.3	31.053	110.1	1:50.866	87.41	1.031	14:17:05.916	
4 -	27.755	117.1	31.011	93.9	21.848	108.4	30.383	111.6	1:50.997	87.31	1.162	14:18:56.913	
5 -	27.301	116.9	30.802	95.8	30.409	101.6	IN PIT		2:05.592	P	77.16	15.757	14:21:02.505
6 -	OUTLAP	114.5	31.532	95.8	22.231	107.2	30.809	109.4	2:55.517	55.21	1:05.682	14:23:58.022	
7 -	27.842	117.3	31.131	96.5	21.821	107.3	30.757	109.8	1:51.551	86.87	1.716	14:25:49.573	
8 -	27.289	117.3	30.694	95.4	21.480	107.7	30.372	111.4	1:49.835 (1)	88.23		14:27:39.408	
9 -	27.875	112.7	30.823	96.9	21.428	108.7	30.378	111.1	1:50.504 (3)	87.70	0.669	14:29:29.912	
10 -	27.408	117.9	30.875	94.7	21.672	107.7	30.318	110.3	1:50.273 (2)	87.88	0.438	14:31:20.185	

P16 2 S		Thomas STRUDWICK						Honda NSF - Case Moto Rapido Moto3					
IDEAL LAP TIME : 1:50.048		BEST LAP TIME : 1:50.255				DIFFERENCE : 0.207							
LAP	SECTOR 1	SECTOR 2	SECTOR 3	SECTOR 4	LAP TIME	MPH	DIFF	TIME OF DAY					
1 -	OUTLAP	80.4	32.964	91.1	22.264	103.4	30.741	106.0				14:14:05.952	
2 -	27.994	111.1	30.835	92.9	21.942	103.5	30.519	106.0	1:51.290	87.08	1.035	14:15:57.242	
3 -	27.762	111.1	30.862	93.7	21.899	103.5	30.517	106.1	1:51.040	87.27	0.785	14:17:48.282	
4 -	27.646	109.6	30.859	92.9	21.876	103.4	30.428	106.8	1:50.809 (3)	87.45	0.554	14:19:39.091	
5 -	28.048	110.3	30.785	93.8	21.844	102.4	30.877	100.1	1:51.554	86.87	1.299	14:21:30.645	
6 -	28.664	109.8	30.743	93.5	21.856	102.9	30.752	106.3	1:52.015	86.51	1.760	14:23:22.660	
7 -	27.715	111.6	30.529	92.9	21.893	102.4	30.572	106.6	1:50.709 (2)	87.53	0.454	14:25:13.369	
8 -	27.563	111.6	30.605	93.8	21.528	104.2	30.559	108.7	1:50.255 (1)	87.89		14:27:03.624	
9 -	27.603	114.7	31.400	92.3	21.655	103.5	30.914	105.5	1:51.572	86.86	1.317	14:28:55.196	
10 -	29.072	111.4	30.600	93.2	21.769	103.5	30.595	107.5	1:52.036	86.50	1.781	14:30:47.232	
11 -	27.924	111.2	30.910	89.5	31.065	100.4	31.309	108.2	2:01.208	79.95	10.953	14:32:48.440	

P17 72 S		Cameron HORSMAN						Honda NSF - Nova / FAB Racing					
IDEAL LAP TIME : 1:49.727		BEST LAP TIME : 1:50.279				DIFFERENCE : 0.552							
LAP	SECTOR 1	SECTOR 2	SECTOR 3	SECTOR 4	LAP TIME	MPH	DIFF	TIME OF DAY					
1 -	OUTLAP	105.3	32.310	91.0	22.082	101.6	30.518	104.5				14:13:10.469	
2 -	28.184	108.4	31.122	90.9	21.985	100.7	30.801	105.5	1:52.092	86.45	1.813	14:15:02.561	
3 -	27.669	108.0	31.599	91.9	22.200	100.9	31.577	103.4	1:53.045	85.72	2.766	14:16:55.606	
4 -	28.519	108.5	31.199	91.6	21.758	101.6	30.962	104.2	1:52.438	86.19	2.159	14:18:48.044	
5 -	28.404	109.2	31.105	92.0	21.873	100.3	IN PIT		2:00.493	P	80.43	10.214	14:20:48.537
6 -	OUTLAP	105.3	31.863	90.8	22.220	99.5	31.058	102.6	2:30.500	64.39	40.221	14:23:19.037	

Weather / Track : Cloudy / Dry

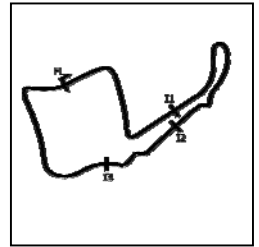
Oulton Park International
 Circuit Length = 2.6920 miles
 Start: 14:11 Flag 14:31 End: 14:33

MCRCB BULLETIN TK042

2017 MCE British Superbike Championship - Round 3

2017 HEL Performance British Motostar Championship

FREE PRACTICE 2 - SECTOR ANALYSIS



SECTOR 1 = FL to I1, SECTOR 2 = I1 to I2 SECTOR 3 = I2 to I3, SECTOR 4 = I3 to FL, DIFF = Difference To Personal Best Lap, P = Crossed Finish Line in Pit Lane, D = Time Disallowed

7 -	27.883	108.4	30.744	91.4	21.773	100.3	30.482	103.8	1:50.882	87.40	0.603	14:25:09.919
8 -	27.707	111.6	31.610	91.4	22.219	100.3	30.813	104.8	1:52.349	86.26	2.070	14:27:02.268
9 -	27.540	109.1	30.706	91.0	21.817	99.7	30.527	103.4	1:50.590 (3)	87.63	0.311	14:28:52.858
10 -	27.793	108.0	30.344	91.4	21.655	100.3	30.487	103.4	1:50.279 (1)	87.87		14:30:43.137
11 -	27.653	108.9	31.086	91.9	21.431	101.3	30.412	105.5	1:50.582 (2)	87.63	0.303	14:32:33.719

P18 99		Stephen CAMPBELL						Honda - Campbell Racing				
IDEAL LAP TIME : 1:50.566		BEST LAP TIME : 1:50.750						DIFFERENCE : 0.184				
LAP	SECTOR 1	SECTOR 2	SECTOR 3	SECTOR 4	LAP TIME	MPH	DIFF	TIME OF DAY				
1 -	OUTLAP	104.8	34.069	90.1	23.347	99.8	32.085	102.9				14:15:00.946
2 -	29.230	108.9	31.548	91.5	22.238	99.8	31.532	103.7	1:54.548	84.60	3.798	14:16:55.494
3 -	28.525	108.4	31.060	91.3	21.877	100.4	31.020	102.7	1:52.482	86.15	1.732	14:18:47.976
4 -	28.402	108.4	30.917	92.1	21.948	100.3	31.154	103.4	1:52.421	86.20	1.671	14:20:40.397
5 -	28.345	107.5	31.063	92.0	22.048	100.1	30.896	104.0	1:52.352	86.25	1.602	14:22:32.749
6 -	28.279	107.8	30.718	92.0	21.781	100.3	30.829	104.2	1:51.607 (3)	86.83	0.857	14:24:24.356
7 -	27.975	108.9	30.602	92.0	21.624	101.6	30.549	103.7	1:50.750 (1)	87.50		14:26:15.106
8 -	27.911	109.4	31.412	90.9	21.852	100.6	30.965	105.1	1:52.140	86.42	1.390	14:28:07.246
9 -	30.448	103.5	31.619	91.5	22.005	100.4	31.186	103.4	1:55.258	84.08	4.508	14:30:02.504
10 -	27.962	108.9	30.553	91.5	21.893	100.3	30.478	103.8	1:50.886 (2)	87.39	0.136	14:31:53.390

P19 55 S		Jack SCOTT						Honda NSF - J J Racing				
IDEAL LAP TIME : 1:50.800		BEST LAP TIME : 1:50.934						DIFFERENCE : 0.134				
LAP	SECTOR 1	SECTOR 2	SECTOR 3	SECTOR 4	LAP TIME	MPH	DIFF	TIME OF DAY				
1 -	OUTLAP	104.3	32.804	90.8	22.709	100.6	31.965	103.2				14:13:17.871
2 -	28.807	107.8	32.252	86.2	22.727	100.6	IN PIT		2:01.213 P	79.95	10.279	14:15:19.084
3 -	OUTLAP	106.5	31.036	92.4	21.680	99.7	30.956	104.2	2:40.196	60.49	49.262	14:17:59.280
4 -	28.258	107.7	31.455	92.8	21.650	101.5	30.785	104.3	1:52.148	86.41	1.214	14:19:51.428
5 -	28.222	108.2	31.094	91.8	21.765	100.7	30.953	103.2	1:52.034 (3)	86.50	1.100	14:21:43.462
6 -	28.159	108.0	31.070	91.5	21.654	101.6	30.805	104.0	1:51.688 (2)	86.77	0.754	14:23:35.150
7 -	27.975	108.5	30.630	91.5	21.494	101.5	30.835	102.9	1:50.934 (1)	87.36		14:25:26.084
8 -	27.968	108.0	31.417	84.8	22.010	101.6	30.990	104.8	1:52.385	86.23	1.451	14:27:18.469
9 -	28.013	111.1	30.560	93.3	21.967	98.6	32.606	102.4	1:53.146	85.65	2.212	14:29:11.615
10 -	28.610	107.7	30.751	92.4	22.785	99.7	31.082	102.7	1:53.228	85.59	2.294	14:31:04.843
11 -	28.104	108.5	31.033	90.4	22.168	98.3	30.778	104.2	1:52.083	86.46	1.149	14:32:56.926

P20 19 S		Victor RODRIGUEZ						Honda NSF - GA Competition				
IDEAL LAP TIME : 1:50.613		BEST LAP TIME : 1:51.098						DIFFERENCE : 0.485				
LAP	SECTOR 1	SECTOR 2	SECTOR 3	SECTOR 4	LAP TIME	MPH	DIFF	TIME OF DAY				
1 -	OUTLAP	107.5	32.177	91.0	22.295	101.8	31.513	105.5				14:14:15.283
2 -	28.401	111.6	31.054	93.5	21.806	103.0	30.931	106.0	1:52.192	86.38	1.094	14:16:07.475
3 -	27.980	110.0	30.898	92.4	21.615	101.9	31.109	105.1	1:51.602	86.83	0.504	14:17:59.077
4 -	28.313	103.7	32.364	92.6	21.721	102.9	31.292	106.1	1:53.690	85.24	2.592	14:19:52.767
5 -	28.052	110.1	30.700	92.5	21.688	102.9	30.812	106.5	1:51.252 (3)	87.11	0.154	14:21:44.019
6 -	27.935	112.4	31.188	92.3	21.674	102.2	31.079	105.6	1:51.876	86.62	0.778	14:23:35.895
7 -	27.834	111.6	30.803	92.9	21.530	102.1	30.960	105.6	1:51.127 (2)	87.20	0.029	14:25:27.022
8 -	27.741	112.0	30.586	91.9	21.766	101.8	31.005	105.5	1:51.098 (1)	87.23		14:27:18.120
9 -	27.890	112.7	30.542	91.4	22.295	99.2	32.542	101.2	1:53.269	85.56	2.171	14:29:11.389
10 -	28.990	113.5	31.260	93.4	21.792	100.9	31.000	104.3	1:53.042	85.73	1.944	14:31:04.431
11 -	27.933	109.8	31.394	90.5	21.709	102.2	30.800	105.5	1:51.836	86.65	0.738	14:32:56.267

P21 24 S		Shane FABER						Honda NSF - SymCIRRUS Motorsport / Shane Faber Racing				
IDEAL LAP TIME : 1:51.144		BEST LAP TIME : 1:51.144						DIFFERENCE : 0.000				
LAP	SECTOR 1	SECTOR 2	SECTOR 3	SECTOR 4	LAP TIME	MPH	DIFF	TIME OF DAY				
1 -	OUTLAP	106.8	32.780	90.9	22.902	100.7	31.474	105.8				14:14:20.805
2 -	28.675	109.4	31.641	93.3	22.137	103.0	30.928	107.0	1:53.381	85.47	2.237	14:16:14.186
3 -	28.151	109.1	31.549	93.5	22.092	102.9	31.041	105.6	1:52.833	85.89	1.689	14:18:07.019
4 -	28.093	109.2	31.702	93.4	21.908	103.8	30.833	106.8	1:52.536	86.11	1.392	14:19:59.555
5 -	27.624	112.2	31.242	93.9	21.688	103.4	30.590	106.1	1:51.144 (1)	87.19		14:21:50.699
6 -	27.990	109.8	31.536	93.7	25.813	101.9	IN PIT		2:04.387 P	77.91	13.243	14:23:55.086
7 -	OUTLAP	108.7	32.559	91.1	22.702	100.0	31.250	106.0	3:00.295	53.75	1:09.151	14:26:55.381

Weather / Track : Cloudy / Dry

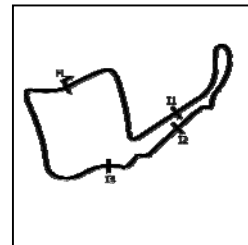
Oulton Park International
Circuit Length = 2.6920 miles
Start: 14:11 Flag 14:31 End: 14:33

MCRCB BULLETIN TK042

2017 MCE British Superbike Championship - Round 3

2017 HEL Performance British Motostar Championship

FREE PRACTICE 2 - SECTOR ANALYSIS



SECTOR 1 = FL to I1, SECTOR 2 = I1 to I2 SECTOR 3 = I2 to I3, SECTOR 4 = I3 to FL, DIFF = Difference To Personal Best Lap, P = Crossed Finish Line in Pit Lane, D = Time Disallowed

8 -	27.885	110.9	31.542	92.5	21.994	102.4	31.007	106.5	1:52.428	86.20	1.284	14:28:47.809
9 -	27.919	110.1	31.374	93.3	21.981	102.7	30.691	106.6	1:51.965 (2)	86.55	0.821	14:30:39.774
10 -	28.156	110.3	31.357	93.3	21.724	102.7	30.776	106.0	1:52.013 (3)	86.51	0.869	14:32:31.787

P22 52		Jorel BOERBOOM				Kalex KTM - Fireplace Warehouse						
IDEAL LAP TIME : 1:50.096		BEST LAP TIME : 1:51.210				DIFFERENCE : 1.114						
LAP	SECTOR 1	SECTOR 2	SECTOR 3	SECTOR 4	LAP TIME	MPH	DIFF	TIME OF DAY				
1 -	OUTLAP	113.1	32.789	97.2	22.902	104.5	32.502	110.3				14:13:20.030
2 -	27.658	116.3	31.300	97.8	21.988	106.5	30.264	112.2	1:51.210 (1)	87.14		14:15:11.240
3 -	27.049	116.9	31.175	96.6	21.608	107.0	IN PIT		2:23.653	P	32.443	14:17:34.893
4 -	OUTLAP	115.5	31.899	95.1	22.582	105.6	30.762	111.6	15:06.528	10.69	13:15.318	14:32:41.421

P23 30 S		Max COOK				Honda NSF - Wilson Racing						
IDEAL LAP TIME : 1:49.474		BEST LAP TIME : 1:51.433				DIFFERENCE : 1.959						
LAP	SECTOR 1	SECTOR 2	SECTOR 3	SECTOR 4	LAP TIME	MPH	DIFF	TIME OF DAY				
1 -	OUTLAP	109.4	31.945	92.6	21.905	103.4	30.287	107.7				14:13:11.368
2 -	28.013	113.3	31.334	93.3	21.727	105.0	30.359	109.1	1:51.433 (1)	86.96		14:15:02.801
3 -	27.677	112.0	31.483	94.3	26.876	100.4	30.422	106.3	1:56.458	(2)	5.025	14:16:59.259
4 -	27.583	111.2	30.322	93.0	25.067	102.1	IN PIT		1:59.723	P	8.290	14:18:58.982
5 -	OUTLAP	112.0	38.309	78.3	27.143	98.1	IN PIT		3:08.218	P	1:16.785	14:22:07.200
6 -	OUTLAP	109.6	30.919	91.3	21.462	103.5	30.107	106.0	9:07.046	17.71	7:15.613	14:31:14.246

P24 89 S		T. Fox MORETON				Honda NSF - Banks Racing / Moto Engineering							
IDEAL LAP TIME : 1:51.823		BEST LAP TIME : 1:52.183				DIFFERENCE : 0.360							
LAP	SECTOR 1	SECTOR 2	SECTOR 3	SECTOR 4	LAP TIME	MPH	DIFF	TIME OF DAY					
1 -	OUTLAP	107.8	32.829	93.0	22.862	102.9	31.069	108.4				14:14:33.118	
2 -	29.205	110.9	31.634	95.0	22.191	104.5	30.530	108.0	1:53.560	85.34	1.377	14:16:26.678	
3 -	28.778	110.3	31.336	93.8	22.254	103.5	30.768	106.6	1:53.136	(2)	0.953	14:18:19.814	
4 -	28.064	111.1	31.290	94.2	22.250	103.7	30.579	107.2	1:52.183 (1)	86.38		14:20:11.997	
5 -	28.067	110.5	31.139	93.5	22.494	103.8	IN PIT		2:00.515	P	8.332	14:22:12.512	
6 -	OUTLAP	110.7	32.422	92.4	22.825	103.2	31.424	104.0	2:52.700	56.11	1:00.517	14:25:05.212	
7 -	29.498	106.8	32.430	93.4	22.501	103.4	30.824	106.3	1:55.253	84.08	3.070	14:27:00.465	
8 -	28.117	111.4	31.529	94.1	22.465	103.4	31.217	107.2	1:53.328	85.51	1.145	14:28:53.793	
9 -	29.165	111.1	31.038	93.9	22.423	101.5	30.657	106.6	1:53.283	(3)	85.54	1.100	14:30:47.076
10 -	28.328	113.1	31.095	94.6	22.632	102.2	32.101	103.0	1:54.156	84.89	1.973	14:32:41.232	

P25 27		Josh HODGE				KTM - Team HPR							
IDEAL LAP TIME : 1:52.089		BEST LAP TIME : 1:52.263				DIFFERENCE : 0.174							
LAP	SECTOR 1	SECTOR 2	SECTOR 3	SECTOR 4	LAP TIME	MPH	DIFF	TIME OF DAY					
1 -	OUTLAP	108.7	32.449	93.0	22.781	102.7	31.707	106.1				14:13:46.733	
2 -	28.741	109.4	32.032	94.3	22.252	103.4	31.517	107.2	1:54.542	84.60	2.279	14:15:41.275	
3 -	28.405	110.0	31.506	94.3	21.995	104.3	31.287	107.2	1:53.193	85.61	0.930	14:17:34.468	
4 -	28.425	110.3	31.804	94.2	22.228	104.0	31.272	107.2	1:53.729	85.21	1.466	14:19:28.197	
5 -	28.212	110.5	31.512	94.3	22.477	104.3	31.147	107.3	1:53.348	85.50	1.085	14:21:21.545	
6 -	28.390	110.9	31.509	92.3	22.145	103.2	31.037	107.0	1:53.081	(3)	85.70	0.818	14:23:14.626
7 -	28.190	112.4	31.629	93.8	23.149	98.8	31.373	108.0	1:54.341	84.75	2.078	14:25:08.967	
8 -	28.449	113.3	32.157	94.5	22.274	103.5	31.152	107.7	1:54.032	84.98	1.769	14:27:02.999	
9 -	28.019	113.1	31.922	94.6	25.633	105.0	31.482	107.8	1:57.056	82.79	4.793	14:29:00.055	
10 -	28.122	111.4	31.391	95.0	22.105	104.6	31.134	109.2	1:52.752	(2)	85.95	0.489	14:30:52.807
11 -	28.007	115.3	31.349	91.0	22.169	103.7	30.738	107.8	1:52.263 (1)	86.32		14:32:45.070	

P26 17		Tom CARNE				Tigcraft - Neatafan / Tigcraft Racing							
IDEAL LAP TIME : 1:52.483		BEST LAP TIME : 1:52.604				DIFFERENCE : 0.121							
LAP	SECTOR 1	SECTOR 2	SECTOR 3	SECTOR 4	LAP TIME	MPH	DIFF	TIME OF DAY					
1 -	OUTLAP	107.2	33.968	91.4	23.214	101.3	IN PIT			P		14:15:54.097	
2 -	OUTLAP	107.5	33.717	91.9	22.802	103.8	31.764	106.3	6:49.835	23.64	4:57.231	14:22:43.932	
3 -	28.874	107.0	32.015	94.1	22.384	103.8	31.266	106.3	1:54.539	(3)	84.61	1.935	14:24:38.471
4 -	28.264	110.5	31.421	93.0	22.166	103.8	31.124	105.6	1:52.975	(2)	85.78	0.371	14:26:31.446
5 -	28.385	110.1	31.214	94.2	22.143	104.3	30.862	106.6	1:52.604 (1)	86.06		14:28:24.050	

Weather / Track : Cloudy / Dry

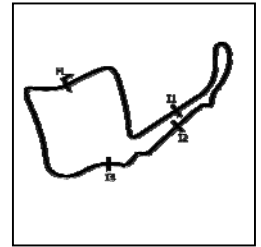
Oulton Park International
 Circuit Length = 2.6920 miles
 Start: 14:11 Flag 14:31 End: 14:33

MCRCB BULLETIN TK042

2017 MCE British Superbike Championship - Round 3

2017 HEL Performance British Motostar Championship

FREE PRACTICE 2 - SECTOR ANALYSIS



SECTOR 1 = FL to I1, SECTOR 2 = I1 to I2 SECTOR 3 = I2 to I3, SECTOR 4 = I3 to FL, DIFF = Difference To Personal Best Lap, P = Crossed Finish Line in Pit Lane, D = Time Disallowed
 6 - 28.472 108.5 32.384 92.8 25.052 101.3 IN PIT 2:03.749 P 78.31 11.145 14:30:27.799

P27 56 S		Charlie ATKINS				Honda NSF - Wilson Racing						
IDEAL LAP TIME : 1:52.357		BEST LAP TIME : 1:52.859		DIFFERENCE : 0.502								
LAP	SECTOR 1	SECTOR 2		SECTOR 3		SECTOR 4		LAP TIME	MPH	DIFF	TIME OF DAY	
1 -	OUTLAP	110.0	33.332	94.3	23.395	96.0	32.329	106.6			14:13:20.149	
2 -	28.640	112.0	32.191	95.3	22.223	105.8	31.134	108.7	1:54.188	84.87	1.329	14:15:14.337
3 -	28.380	112.5	31.736	94.7	23.303	103.7	32.047	108.5	1:55.466	83.93	2.607	14:17:09.803
4 -	28.626	112.7	31.537	92.8	26.368	106.1	31.201	109.1	1:57.732	82.31	4.873	14:19:07.535
5 -	28.188	113.3	31.393	94.9	22.312	104.5	30.966	108.0	1:52.859 (1)	85.87		14:21:00.394
6 -	28.478	112.9	31.734	94.6	25.988	104.8	31.390	108.4	1:57.590	82.41	4.731	14:22:57.984
7 -	28.278	113.5	31.635	94.5	22.461	102.1	31.242	108.9	1:53.616	85.29	0.757	14:24:51.600
8 -	28.126	115.3	31.403	93.7	21.998	103.7	31.607	107.8	1:53.134 (3)	85.66	0.275	14:26:44.734
9 -	28.609	113.1	31.277	94.9	22.264	99.5	31.512	107.8	1:53.662	85.26	0.803	14:28:38.396
10 -	28.303	112.9	31.718	94.3	27.142	101.5	35.014	108.2	2:02.177	79.32	9.318	14:30:40.573
11 -	28.116	113.5	31.439	95.5	22.011	104.3	31.371	108.0	1:52.937 (2)	85.81	0.078	14:32:33.510

P28 76 S		Elliot PINSON				Honda NSF - Cresswell Racing						
IDEAL LAP TIME : 1:52.476		BEST LAP TIME : 1:53.143		DIFFERENCE : 0.667								
LAP	SECTOR 1	SECTOR 2		SECTOR 3		SECTOR 4		LAP TIME	MPH	DIFF	TIME OF DAY	
1 -	OUTLAP	104.8	33.244	90.1	22.448	101.3	31.772	104.8			14:13:18.078	
2 -	28.786	108.9	32.885	91.1	22.206	102.2	31.054	104.3	1:54.931	84.32	1.788	14:15:13.009
3 -	28.147	107.7	32.572	59.1	27.990	99.8	31.056	103.4	1:59.765	80.91	6.622	14:17:12.774
4 -	29.138	108.7	32.138	91.0	21.680	101.6	31.031	104.3	1:53.987 (3)	85.02	0.844	14:19:06.761
5 -	28.221	107.5	31.618	91.0	22.161	99.8	31.143	103.2	1:53.143 (1)	85.65		14:20:59.904
6 -	28.466	108.0	31.798	91.0	25.644	98.9	31.495	103.7	1:57.403	82.54	4.260	14:22:57.307
7 -	28.298	107.3	31.899	90.8	21.701	101.0	31.459	104.3	1:53.357 (2)	85.49	0.214	14:24:50.664
8 -	28.195	108.0	31.825	89.7	22.202	99.7	32.485	101.3	1:54.707	84.48	1.564	14:26:45.371
9 -	29.371	106.8	32.518	90.4	22.194	100.7	31.141	104.0	1:55.224	84.10	2.081	14:28:40.595
10 -	28.714	108.4	32.452	89.5	22.854	97.1	32.601	100.9	1:56.621	83.10	3.478	14:30:37.216
11 -	29.148	106.1	32.926	89.2	22.672	100.0	32.358	99.8	1:57.104	82.75	3.961	14:32:34.320

P29 16 S		Connall COURTNEY				Honda NSF - Mototech CCR						
IDEAL LAP TIME : 1:53.349		BEST LAP TIME : 1:53.693		DIFFERENCE : 0.344								
LAP	SECTOR 1	SECTOR 2		SECTOR 3		SECTOR 4		LAP TIME	MPH	DIFF	TIME OF DAY	
1 -	OUTLAP	107.5	34.491	91.4	23.651	101.3	31.552	105.8			14:15:08.309	
2 -	29.006	108.2	33.497	90.0	22.746	102.1	31.478	103.8	1:56.727	83.02	3.034	14:17:05.036
3 -	28.744	110.1	32.313	92.6	22.486	103.7	30.821	106.1	1:54.364 (2)	84.74	0.671	14:18:59.400
4 -	28.658	108.9	32.467	92.9	23.461	101.0	IN PIT		2:02.394 P	79.18	8.701	14:21:01.794
5 -	OUTLAP	109.8	33.286	92.0	23.215	101.9	31.391	104.8	4:07.027	39.23	2:13.334	14:25:08.821
6 -	28.362	110.5	31.877	93.2	22.847	101.3	31.629	107.0	1:54.715 (3)	84.48	1.022	14:27:03.536
7 -	28.440	112.7	31.704	93.9	22.462	103.2	31.087	107.5	1:53.693 (1)	85.24		14:28:57.229
8 -	28.366	107.2	32.577	92.1	22.919	102.4	31.251	105.0	1:55.113	84.18	1.420	14:30:52.342
9 -	28.480	107.0	32.508	92.9	22.683	103.2	31.525	103.4	1:55.196	84.12	1.503	14:32:47.538

P30 45 S		Scott SWANN				Honda NSF - Swann Racing						
IDEAL LAP TIME : 1:54.572		BEST LAP TIME : 1:54.609		DIFFERENCE : 0.037								
LAP	SECTOR 1	SECTOR 2		SECTOR 3		SECTOR 4		LAP TIME	MPH	DIFF	TIME OF DAY	
1 -	OUTLAP	103.2	35.476	88.5	24.164	98.3	32.943	102.1			14:13:25.769	
2 -	29.895	103.8	33.153	90.5	23.246	98.3	32.488	102.6	1:58.782	81.58	4.173	14:15:24.551
3 -	29.331	104.2	32.549	90.8	22.933	98.6	32.327	101.5	1:57.140	82.73	2.531	14:17:21.691
4 -	29.121	105.5	32.397	90.0	22.987	99.5	31.921	103.0	1:56.426	83.24	1.817	14:19:18.117
5 -	28.870	106.3	32.332	90.5	23.276	99.5	31.716	102.2	1:56.194	83.40	1.585	14:21:14.311
6 -	29.144	105.6	32.376	90.5	22.829	99.1	31.931	102.6	1:56.280	83.34	1.671	14:23:10.591
7 -	28.806	108.2	32.392	90.4	22.733	99.5	31.807	102.6	1:55.738	83.73	1.129	14:25:06.329
8 -	28.785	107.5	32.392	91.3	22.713	100.1	31.437	103.2	1:55.327	84.03	0.718	14:27:01.656
9 -	28.766	108.0	32.151	91.0	22.915	100.4	31.474	104.3	1:55.306 (3)	84.04	0.697	14:28:56.962
10 -	28.544	107.7	32.144	90.5	22.827	99.4	31.657	102.7	1:55.172 (2)	84.14	0.563	14:30:52.134
11 -	28.581	108.0	32.012	91.1	22.690	100.4	31.326	103.8	1:54.609 (1)	84.55		14:32:46.743

Weather / Track : Cloudy / Dry

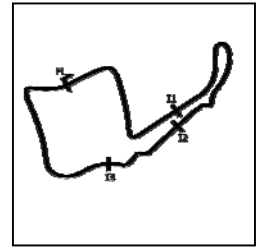
Oulton Park International
 Circuit Length = 2.6920 miles
 Start: 14:11 Flag 14:31 End: 14:33

MCRCB BULLETIN TK042

2017 MCE British Superbike Championship - Round 3

2017 HEL Performance British Motostar Championship

FREE PRACTICE 2 - SECTOR ANALYSIS



SECTOR 1 = FL to I1, SECTOR 2 = I1 to I2 SECTOR 3 = I2 to I3, SECTOR 4 = I3 to FL, DIFF = Difference To Personal Best Lap, P = Crossed Finish Line in Pit Lane, D = Time Disallowed

P31		95 S		Ross TURNER				Honda NSF - RedRat Racing				
IDEAL LAP TIME : 1:54.932		BEST LAP TIME : 1:55.171				DIFFERENCE : 0.239						
LAP	SECTOR 1	SECTOR 2		SECTOR 3		SECTOR 4		LAP TIME	MPH	DIFF	TIME OF DAY	
1 -	OUTLAP	106.1	34.876	92.6	22.976	103.4	32.737	105.3			14:14:32.309	
2 -	29.990	106.5	33.364	94.3	23.086	103.0	31.912	106.6	1:58.352	81.88	3.181	14:16:30.661
3 -	29.882	109.6	33.341	93.3	22.898	101.6	32.115	106.8	1:58.236	81.96	3.065	14:18:28.897
4 -	29.135	110.5	32.975	94.3	22.452	104.0	31.551	107.3	1:56.113 (3)	83.46	0.942	14:20:25.010
5 -	28.966	111.2	32.552	94.9	22.795	101.9	32.152	104.5	1:56.465	83.21	1.294	14:22:21.475
6 -	29.454	109.2	32.436	94.3	22.533	102.6	31.463	106.3	1:55.886 (2)	83.62	0.715	14:24:17.361
7 -	28.913	111.1	32.250	93.9	22.306	102.9	31.702	106.6	1:55.171 (1)	84.14		14:26:12.532
8 -	29.054	110.1	33.714	92.5	22.709	102.6	IN PIT		2:02.710 P	78.97	7.539	14:28:15.242
9 -	OUTLAP	109.2	33.378	91.8	22.877	101.8	31.738	105.6	3:10.406	50.89	1:15.235	14:31:25.648

P32		48 S		Ewan POTTER				Honda NSF -				
IDEAL LAP TIME : 1:55.455		BEST LAP TIME : 1:55.500				DIFFERENCE : 0.045						
LAP	SECTOR 1	SECTOR 2		SECTOR 3		SECTOR 4		LAP TIME	MPH	DIFF	TIME OF DAY	
1 -	OUTLAP	104.2	35.618	90.1	24.125	100.0	33.029	103.5			14:16:25.707	
2 -	29.829	106.1	33.518	92.1	23.352	100.1	33.143	102.6	1:59.842	80.86	4.342	14:18:25.549
3 -	29.549	106.8	33.231	91.4	23.278	101.0	32.450	101.9	1:58.508	81.77	3.008	14:20:24.057
4 -	29.402	107.5	32.697	91.8	23.062	101.5	32.462	103.5	1:57.623	82.39	2.123	14:22:21.680
5 -	29.474	108.2	33.044	93.0	22.851	101.3	31.857	104.3	1:57.226	82.67	1.726	14:24:18.906
6 -	29.157	108.4	32.315	91.3	23.124	100.9	32.083	103.0	1:56.679 (2)	83.05	1.179	14:26:15.585
7 -	28.846	109.6	32.134	93.0	22.618	101.8	31.902	102.1	1:55.500 (1)	83.90		14:28:11.085
8 -	29.350	105.8	33.075	92.0	22.662	101.3	31.907	102.6	1:56.994 (3)	82.83	1.494	14:30:08.079
9 -	28.938	108.0	34.072	90.5	23.058	100.9	32.647	99.4	1:58.715	81.63	3.215	14:32:06.794

P33		5 S		Tom ALEXANDER				Honda NSF - Wilson Racing				
IDEAL LAP TIME : 1:58.068		BEST LAP TIME : 1:58.068				DIFFERENCE : 0.000						
LAP	SECTOR 1	SECTOR 2		SECTOR 3		SECTOR 4		LAP TIME	MPH	DIFF	TIME OF DAY	
1 -	OUTLAP	105.8	36.077	90.3	24.205	88.4	33.984	104.5			14:13:29.880	
2 -	30.540	107.0	34.740	91.6	23.679	97.1	33.724	103.5	2:02.683	78.99	4.615	14:15:32.563
3 -	30.680	104.6	34.834	90.6	23.668	94.5	33.359	104.5	2:02.541	79.08	4.473	14:17:35.104
4 -	30.413	107.0	34.501	92.1	23.741	97.3	33.388	104.2	2:02.043	79.40	3.975	14:19:37.147
5 -	30.709	104.6	34.682	88.6	23.814	100.3	IN PIT		2:11.081 P	73.93	13.013	14:21:48.228
6 -	OUTLAP	106.8	35.057	89.9	23.415	100.1	33.160	103.8	2:50.550	56.82	52.482	14:24:38.778
7 -	29.976	109.1	34.265	91.4	23.231	100.0	33.016	103.4	2:00.488	80.43	2.420	14:26:39.266
8 -	30.025	108.9	34.142	91.3	23.368	99.1	32.805	103.2	2:00.340 (3)	80.53	2.272	14:28:39.606
9 -	30.194	108.7	33.469	90.8	23.096	101.5	32.181	104.8	1:58.940 (2)	81.48	0.872	14:30:38.546
10 -	29.736	109.2	33.392	93.3	23.033	101.8	31.907	106.5	1:58.068 (1)	82.08		14:32:36.614

MCRCB BULLETIN TK043**2017 MCE British Superbike Championship - Round 3****2017 HEL Performance British Motostar Championship****FREE PRACTICE 2 - BEST SPEEDS**

POS	INTERMEDIATE 1		INTERMEDIATE 2		INTERMEDIATE 3		FINISH LINE		MPH			
	NO	NAME	MPH	NO	NAME	MPH	NO	NAME				
1	6	TAYLOR	121.1	79	STACEY	100.1	54	BURMAN	111.8	15	McMANUS	115.1
2	15	McMANUS	120.6	47	ARCHER	100.0	79	STACEY	111.6	47	ARCHER	114.7
3	69	BOOTH-AMOS	120.0	54	BURMAN	99.4	47	ARCHER	110.9	79	STACEY	114.5
4	47	ARCHER	120.0	15	McMANUS	99.2	15	McMANUS	110.9	54	BURMAN	114.5
5	79	STACEY	119.6	69	BOOTH-AMOS	99.1	6	TAYLOR	110.9	69	BOOTH-AMOS	113.7
6	64	DURHAM	119.1	6	TAYLOR	98.9	69	BOOTH-AMOS	109.4	6	TAYLOR	113.7
7	54	BURMAN	118.7	35	LODGE	98.6	35	LODGE	109.4	35	LODGE	113.5
8	35	LODGE	118.5	64	DURHAM	98.2	64	DURHAM	109.4	64	DURHAM	113.3
9	23	LLEWELLYN	117.9	20	MARKLUND	98.1	20	MARKLUND	108.7	23	LLEWELLYN	112.7
10	34	DELVES	117.1	52	BOERBOOM	97.8	3	KERR	108.7	20	MARKLUND	112.5
11	52	BOERBOOM	116.9	28	HINDLE	97.3	23	LLEWELLYN	108.7	28	HINDLE	112.4
12	3	KERR	116.7	3	KERR	97.1	28	HINDLE	108.2	52	BOERBOOM	112.2
13	28	HINDLE	115.9	23	LLEWELLYN	96.9	34	DELVES	107.5	3	KERR	111.1
14	20	MARKLUND	115.3	34	DELVES	96.1	52	BOERBOOM	107.0	34	DELVES	110.9
15	27	HODGE	115.3	25	BROUWERS	95.5	56	ATKINS	106.1	27	HODGE	109.2
16	56	ATKINS	115.3	56	ATKINS	95.5	25	BROUWERS	105.6	25	BROUWERS	109.1
17	2	STRUDWICK	114.7	89	MORETON	95.0	12	RENDELL	105.0	30	COOK	109.1
18	25	BROUWERS	114.3	27	HODGE	95.0	30	COOK	105.0	56	ATKINS	109.1
19	19	RODRIGUEZ	113.5	12	RENDELL	94.9	27	HODGE	105.0	2	STRUDWICK	108.7
20	30	COOK	113.3	95	TURNER	94.9	89	MORETON	104.5	89	MORETON	108.4
21	89	MORETON	113.1	30	COOK	94.3	17	CARNE	104.3	16	COURTNEY	107.5
22	16	COURTNEY	112.7	17	CARNE	94.2	2	STRUDWICK	104.2	12	RENDELL	107.3
23	24	FABER	112.2	24	FABER	93.9	95	TURNER	104.0	95	TURNER	107.3
24	12	RENDELL	111.6	16	COURTNEY	93.9	24	FABER	103.8	24	FABER	107.0
25	72	HORSMAN	111.6	2	STRUDWICK	93.8	16	COURTNEY	103.7	17	CARNE	106.6
26	95	TURNER	111.2	19	RODRIGUEZ	93.5	19	RODRIGUEZ	103.0	19	RODRIGUEZ	106.5
27	55	SCOTT	111.1	55	SCOTT	93.3	76	PINSON	102.2	5	ALEXANDER	106.5
28	17	CARNE	110.5	5	ALEXANDER	93.3	48	POTTER	101.8	72	HORSMAN	105.5
29	48	POTTER	109.6	48	POTTER	93.0	5	ALEXANDER	101.8	99	CAMPBELL	105.1
30	99	CAMPBELL	109.4	99	CAMPBELL	92.1	72	HORSMAN	101.6	55	SCOTT	104.8
31	5	ALEXANDER	109.2	72	HORSMAN	92.0	99	CAMPBELL	101.6	76	PINSON	104.8
32	76	PINSON	108.9	45	SWANN	91.3	55	SCOTT	101.6	45	SWANN	104.3
33	45	SWANN	108.2	76	PINSON	91.1	45	SWANN	100.4	48	POTTER	104.3

Weather / Track : Cloudy / Dry

Results can be found at www.tsl-timing.comOulton Park International
Circuit Length = 2.6920 miles
Start: 14:11 Flag 14:31 End: 14:33

Printed - 14:35 Saturday, 29 April 2017

MCRCB BULLETIN TK044

2017 MCE British Superbike Championship - Round 3

2017 HEL Performance British Motostar Championship

FREE PRACTICE 2 - BEST SECTORS

SECTOR 1			SECTOR 2			SECTOR 3			SECTOR 4			IDEAL / BEST COMPARISON							
POS	NO	NAME	TIME	NO	NAME	TIME	NO	NAME	TIME	NO	NAME	TIME	POS	NO	NAME	IDEAL	BEST	DIFF	
																PERFECT LAP	1:45.608		
1	69	BOOTH-A	26.394	69	BOOTH-A	29.320	69	BOOTH-A	20.805	69	BOOTH-A	29.089	1	69	BOOTH-AMOS	1:45.608	1:45.622	0.014	
2	47	ARCHER	26.412	47	ARCHER	29.532	47	ARCHER	20.915	15	McMANUS	29.169	2	47	ARCHER	1:46.078	1:46.309	0.231	
3	35	LODGE	26.487	15	McMANUS	29.702	35	LODGE	20.929	47	ARCHER	29.219	3	15	McMANUS	1:46.605	1:47.060	0.455	
4	6	TAYLOR	26.583	79	STACEY	29.716	79	STACEY	20.994	6	TAYLOR	29.432	4	35	LODGE	1:46.735	1:46.942	0.207	
5	15	McMANUS	26.608	12	RENDELL	29.722	15	McMANUS	21.126	35	LODGE	29.476	5	79	STACEY	1:46.839	1:46.839	0.000	
6	79	STACEY	26.615	34	DELVES	29.747	6	TAYLOR	21.133	79	STACEY	29.514	6	6	TAYLOR	1:47.090	1:47.241	0.151	
7	54	BURMAN	26.787	35	LODGE	29.843	20	MARKLUN	21.151	54	BURMAN	29.659	7	34	DELVES	1:47.664	1:47.822	0.158	
8	34	DELVES	26.823	25	BROUWER	29.874	54	BURMAN	21.198	64	DURHAM	29.728	8	54	BURMAN	1:47.756	1:48.103	0.347	
9	25	BROUWER	27.007	3	KERR	29.893	12	RENDELL	21.212	28	HINDLE	29.754	9	12	RENDELL	1:47.848	1:48.063	0.215	
10	12	RENDELL	27.018	6	TAYLOR	29.942	64	DURHAM	21.251	20	MARKLUN	29.759	10	64	DURHAM	1:48.079	1:48.321	0.242	
11	3	KERR	27.027	20	MARKLUN	29.942	34	DELVES	21.254	3	KERR	29.803	11	3	KERR	1:48.084	1:48.443	0.359	
12	52	BOERBOO	27.049	64	DURHAM	30.048	28	HINDLE	21.294	34	DELVES	29.840	12	20	MARKLUND	1:48.100	1:48.228	0.128	
13	64	DURHAM	27.052	54	BURMAN	30.112	3	KERR	21.361	25	BROUWER	29.844	13	25	BROUWERS	1:48.107	1:48.342	0.235	
14	28	HINDLE	27.186	30	COOK	30.322	25	BROUWER	21.382	12	RENDELL	29.896	14	28	HINDLE	1:48.585	1:48.727	0.142	
15	20	MARKLUN	27.248	72	HORSMAN	30.344	23	LLEWELL	21.428	30	COOK	30.107	15	30	COOK	1:49.474	1:51.433	1.959	
16	23	LLEWELL	27.289	28	HINDLE	30.351	72	HORSMAN	21.431	23	LLEWELL	30.240	16	23	LLEWELLYN	1:49.507	1:49.835	0.328	
17	72	HORSMAN	27.540	2	STRUDWI	30.529	30	COOK	21.462	52	BOERBOO	30.264	17	72	HORSMAN	1:49.727	1:50.279	0.552	
18	2	STRUDWI	27.563	19	RODRIGU	30.542	55	SCOTT	21.494	72	HORSMAN	30.412	18	2	STRUDWICK	1:50.048	1:50.255	0.207	
19	30	COOK	27.583	23	LLEWELL	30.550	2	STRUDWI	21.528	2	STRUDWI	30.428	19	52	BOERBOOM	1:50.096	1:51.210	1.114	
20	24	FABER	27.624	99	CAMPBEL	30.553	19	RODRIGU	21.530	99	CAMPBEL	30.478	20	99	CAMPBELL	1:50.566	1:50.750	0.184	
21	19	RODRIGU	27.741	55	SCOTT	30.560	52	BOERBOO	21.608	89	MORETON	30.530	21	19	RODRIGUEZ	1:50.613	1:51.098	0.485	
22	99	CAMPBEL	27.911	89	MORETON	31.038	99	CAMPBEL	21.624	24	FABER	30.590	22	55	SCOTT	1:50.800	1:50.934	0.134	
23	55	SCOTT	27.968	52	BOERBOO	31.175	76	PINSON	21.680	27	HODGE	30.738	23	24	FABER	1:51.144	1:51.144	0.000	
24	27	HODGE	28.007	17	CARNE	31.214	24	FABER	21.688	55	SCOTT	30.778	24	89	MORETON	1:51.823	1:52.183	0.360	
25	89	MORETON	28.064	24	FABER	31.242	27	HODGE	21.995	19	RODRIGU	30.800	25	27	HODGE	1:52.089	1:52.263	0.174	
26	56	ATKINS	28.116	56	ATKINS	31.277	56	ATKINS	21.998	16	COURTNE	30.821	26	56	ATKINS	1:52.357	1:52.859	0.502	
27	76	PINSON	28.147	27	HODGE	31.349	17	CARNE	22.143	17	CARNE	30.862	27	76	PINSON	1:52.476	1:53.143	0.667	
28	17	CARNE	28.264	76	PINSON	31.618	89	MORETON	22.191	56	ATKINS	30.966	28	17	CARNE	1:52.483	1:52.604	0.121	
29	16	COURTNE	28.362	16	COURTNE	31.704	95	TURNER	22.306	76	PINSON	31.031	29	16	COURTNEY	1:53.349	1:53.693	0.344	
30	45	SWANN	28.544	45	SWANN	32.012	16	COURTNE	22.462	45	SWANN	31.326	30	45	SWANN	1:54.572	1:54.609	0.037	
31	48	POTTER	28.846	48	POTTER	32.134	48	POTTER	22.618	95	TURNER	31.463	31	95	TURNER	1:54.932	1:55.171	0.239	
32	95	TURNER	28.913	95	TURNER	32.250	45	SWANN	22.690	48	POTTER	31.857	32	48	POTTER	1:55.455	1:55.500	0.045	
33	5	ALEXAND	29.736	5	ALEXAND	33.392	5	ALEXAND	23.033	5	ALEXAND	31.907	33	5	ALEXANDER	1:58.068	1:58.068	0.000	

Weather / Track : Cloudy / Dry

Oulton Park International
 Circuit Length = 2.6920 miles
 Start: 14:11 Flag 14:31 End: 14:33

Results can be found at www.tsl-timing.com

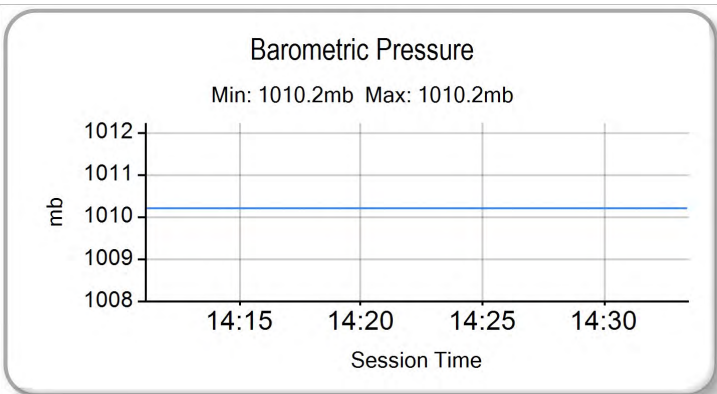
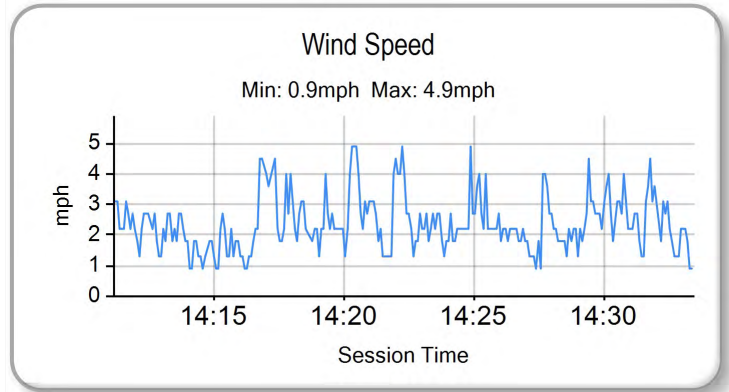
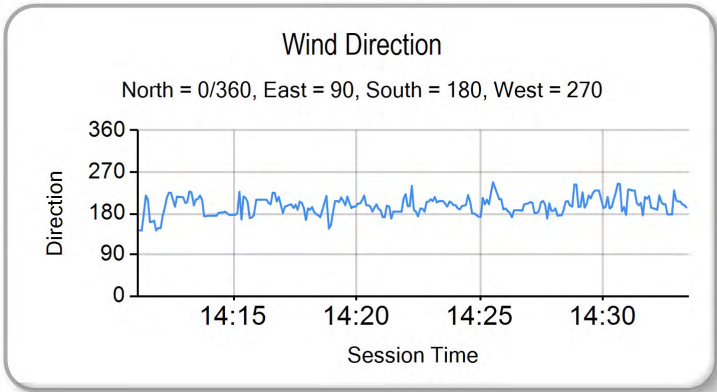
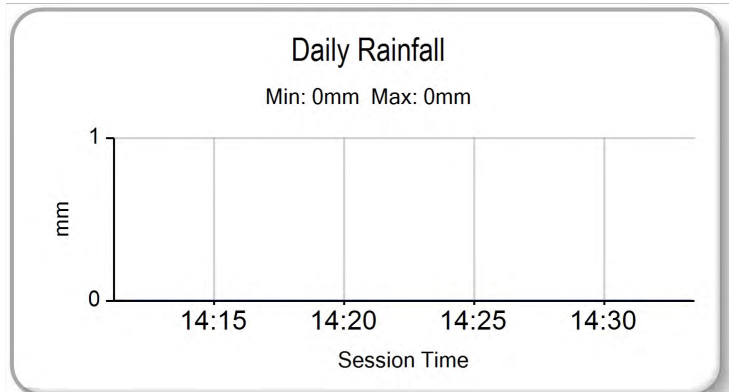
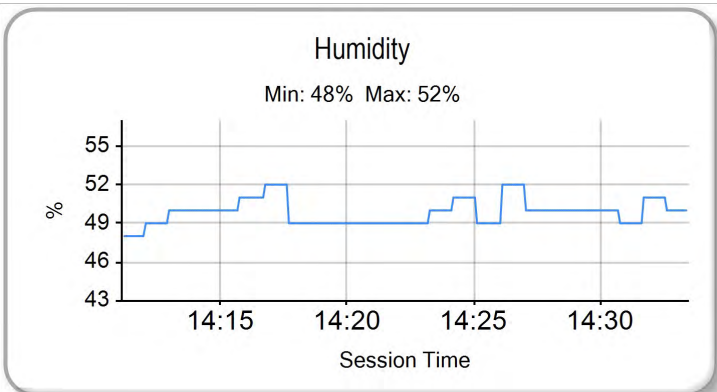
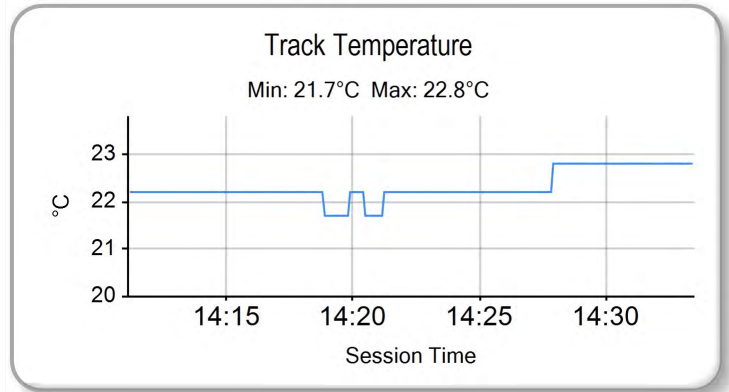
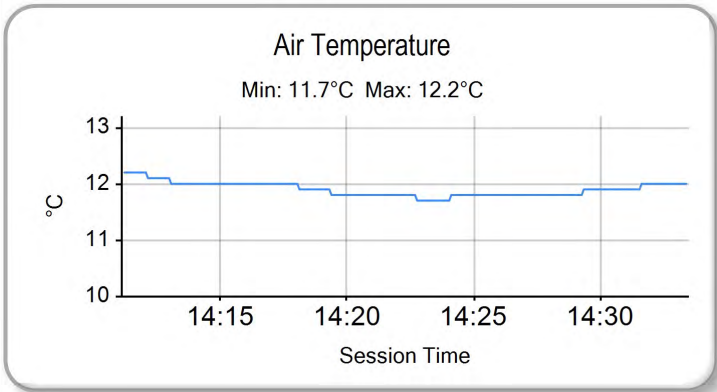
Printed - 14:35 Saturday, 29 April 2017

MCRCB BULLETIN TK045

2017 MCE British Superbike Championship - Round 3

2017 HEL Performance British Motostar Championship

FREE PRACTICE 2 - WEATHER CONDITIONS



Weather / Track : Cloudy / Dry

Results can be found at www.tsl-timing.com

Oulton Park International
Circuit Length = 2.6920 miles
Start: 14:11 Flag 14:31 End: 14:33

Printed - 14:35 Saturday, 29 April 2017



POS	NO	CL	PIC NAME	ENTRY	TIME	ON	LAPS	GAP	DIFF	MPH
1	15		1 Eugene McMANUS	KTM - RS Racing / E15 Racing	1:46.238	8	9			91.22
2	69		2 Tom BOOTH-AMOS	KTM - City Lifting RS Racing	1:46.421	6	7	0.183	0.183	91.06
3	6		3 Taz TAYLOR	KTM - GA Competition	1:46.731	9	9	0.493	0.310	90.80
4	35		4 Elliot LODGE	FTR - Spike Racing / SP125	1:47.134	7	9	0.896	0.403	90.45
5	47		5 Jake ARCHER	KTM - City Lifting / RS Racing	1:47.309	3	7	1.071	0.175	90.31
6	44		6 Edmund BEST	KTM - SymCirrus Motorsport	1:48.365	6	8	2.127	1.056	89.43
7	3		7 Richard KERR	KTM - North West Racing	1:48.367	2	9	2.129	0.002	89.43
8	54		8 Sam BURMAN	KTM - TeamWNT / Burman Racing	1:48.379	8	9	2.141	0.012	89.42
9	28		9 Lee HINDLE	KTM - JH Motorsport	1:48.447	6	8	2.209	0.068	89.36
10	25		10 Mike BROUWERS	APG Moto - TEC7-Joma / Brouwersracingteam	1:48.483	7	8	2.245	0.036	89.33
11	17		11 Tom CARNE	Tigcraft - Neatafan / Tigcraft Racing	1:48.513	9	9	2.275	0.030	89.31
12	34		12 Liam DELVES	DR-Moto - Stauff Connect Academy / Dr-Moto	1:48.588	4	8	2.350	0.075	89.24
13	64		13 Asher DURHAM	Mahindra - Cresswell Racing	1:48.760	8	9	2.522	0.172	89.10
14	79		14 Storm STACEY	Kalex - FPW Racing	1:48.790	5	8	2.552	0.030	89.08
15	20		15 Joel MARKLUND	KTM - Marklund Solutions / SP125	1:48.805	7	9	2.567	0.015	89.07
16	12		16 Edward RENDELL	Honda - Banks Racing	1:48.877	6	8	2.639	0.072	89.01
17	52		17 Jorel BOERBOOM	Kalex KTM - Fireplace Warehouse	1:49.443	7	9	3.205	0.566	88.55
18	30	S	1 Max COOK	Honda NSF - Wilson Racing	1:49.451	2	3	3.213	0.008	88.54
19	19	S	2 Victor RODRIGUEZ	Honda NSF - GA Competition	1:49.809	8	9	3.571	0.358	88.25
20	23		18 Sam LLEWELLYN	KTM - SymCirrus Motorsport	1:50.032	8	8	3.794	0.223	88.07
21	2	S	3 Thomas STRUDWICK	Honda NSF - Case Moto Rapido Moto3	1:50.071	7	8	3.833	0.039	88.04
22	72	S	4 Cameron HORSMAN	Honda NSF - Nova / FAB Racing	1:50.384	4	4	4.146	0.313	87.79
23	24	S	5 Shane FABER	Honda NSF - SymCirrus Motorsport / Shane Faber Racing	1:51.104	5	8	4.866	0.720	87.22
24	99		19 Stephen CAMPBELL	Honda - Campbell Racing	1:51.111	8	8	4.873	0.007	87.22
25	56	S	6 Charlie ATKINS	Honda NSF - Wilson Racing	1:51.488	8	8	5.250	0.377	86.92
26	27		20 Josh HODGE	KTM - Team HPR	1:51.511	8	8	5.273	0.023	86.90
27	89	S	7 T. Fox MORETON	Honda NSF - Banks Racing / Moto Engineering	1:51.938	8	8	5.700	0.427	86.57
28	55	S	8 Jack SCOTT	Honda NSF - J J Racing	1:52.009	3	6	5.771	0.071	86.52
29	76	S	9 Elliot PINSON	Honda NSF - Cresswell Racing	1:52.745	3	8	6.507	0.736	85.95
30	95	S	10 Ross TURNER	Honda NSF - RedRat Racing	1:53.309	4	7	7.071	0.564	85.52
31	45	S	11 Scott SWANN	Honda NSF - Swann Racing	1:54.800	7	8	8.562	1.491	84.41
32	16	S	12 Connall COURTNEY	Honda NSF - Mototech CCR	1:54.883	5	7	8.645	0.083	84.35
33	48	S	13 Ewan POTTER	Honda NSF -	1:56.259	8	8	10.021	1.376	83.35
QUALIFYING LAPTIME (110.0% of 1:46.238) = 1:56.861										
34	5	S	14 Tom ALEXANDER	Honda NSF - Wilson Racing	1:58.788	7	7	12.550	2.529	81.58

Weather / Track : Bright / Dry

These results are provisional until the conclusion of any judicial and technical matters.

Oulton Park International
Circuit Length = 2.6920 miles
Start: 12:50 Flag 13:05 End: 13:07

Race Director :	Stewards :	Timekeeper :
-----------------	------------	--------------

Results can be found at www.britishsuperbike.com

Printed - 13:08 Sunday, 30 April 2017

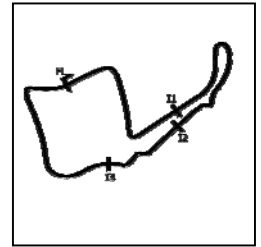


MCRCB BULLETIN TK075

2017 MCE British Superbike Championship - Round 3

2017 HEL Performance British Motostar Championship

FREE PRACTICE 3 - SECTOR ANALYSIS



SECTOR 1 = FL to I1, SECTOR 2 = I1 to I2 SECTOR 3 = I2 to I3, SECTOR 4 = I3 to FL, DIFF = Difference To Personal Best Lap, P = Crossed Finish Line in Pit Lane, D = Time Disallowed

P1 15 Eugene McMANUS		KTM - RS Racing / E15 Racing										
IDEAL LAP TIME : 1:46.115		BEST LAP TIME : 1:46.238		DIFFERENCE : 0.123								
LAP	SECTOR 1	SECTOR 2	SECTOR 3	SECTOR 4	LAP TIME	MPH	DIFF	TIME OF DAY				
1 -	OUTLAP	117.3	31.405	98.9	21.963	108.2	29.904	114.3	12:51:52.735			
2 -	26.621	120.4	30.220	98.6	21.377	108.9	29.309	115.5	1:47.527	90.12	1.289	12:53:40.262
3 -	26.894	120.4	30.139	99.2	21.185	107.7	29.224	114.5	1:47.442	90.20	1.204	12:55:27.704
4 -	26.875	115.3	30.058	97.8	21.689	105.1	29.724	112.4	1:48.346	89.44	2.108	12:57:16.050
5 -	26.505	117.7	31.104	98.9	21.005	107.8	30.028	113.5	1:48.642	89.20	2.404	12:59:04.692
6 -	28.527	95.5	33.379	99.5	21.159	108.4	29.780	113.9	1:52.845	85.88	6.607	13:00:57.537
7 -	26.851	117.9	30.142	98.3	21.086	108.2	29.348	113.5	1:47.427 (3)	90.21	1.189	13:02:44.964
8 -	26.628	118.7	29.625	98.3	20.900	109.1	29.085	114.3	1:46.238 (1)	91.22		13:04:31.202
9 -	26.553	119.1	29.662	97.9	20.995	108.2	29.091	114.1	1:46.301 (2)	91.16	0.063	13:06:17.503

P2 69 Tom BOOTH-AMOS		KTM - City Lifting RS Racing										
IDEAL LAP TIME : 1:45.962		BEST LAP TIME : 1:46.421		DIFFERENCE : 0.459								
LAP	SECTOR 1	SECTOR 2	SECTOR 3	SECTOR 4	LAP TIME	MPH	DIFF	TIME OF DAY				
1 -	OUTLAP	115.3	31.040	97.1	21.380	106.8	29.813	112.7	12:51:51.406			
2 -	27.435	115.5	29.824	97.2	20.910	108.0	29.650	112.5	1:47.819	89.88	1.398	12:53:39.225
3 -	26.847	115.7	29.653	97.8	20.925	107.7	29.483	112.4	1:46.908 (2)	90.65	0.487	12:55:26.133
4 -	26.937	113.3	30.460	96.0	21.486	101.9	IN PIT		1:53.882 P	85.09	7.461	12:57:20.015
5 -	OUTLAP	112.9	31.846	93.0	21.980	106.8	30.297	113.1	4:55.627	32.78	3:09.206	13:02:15.642
6 -	26.755	117.1	29.482	97.8	20.864	108.9	29.320	113.5	1:46.421 (1)	91.06		13:04:02.063
7 -	26.436	118.1	30.326	96.9	21.077	106.6	29.180	113.5	1:47.019 (3)	90.55	0.598	13:05:49.082

P3 6 Taz TAYLOR		KTM - GA Competition										
IDEAL LAP TIME : 1:46.597		BEST LAP TIME : 1:46.731		DIFFERENCE : 0.134								
LAP	SECTOR 1	SECTOR 2	SECTOR 3	SECTOR 4	LAP TIME	MPH	DIFF	TIME OF DAY				
1 -	OUTLAP	117.3	31.482	98.6	22.413	108.7	31.059	115.3	12:52:09.657			
2 -	27.209	121.3	30.898	99.4	21.854	110.5	29.784	116.5	1:49.745	88.30	3.014	12:53:59.402
3 -	27.182	119.8	30.622	100.4	21.424	109.6	29.826	114.1	1:49.054	88.86	2.323	12:55:48.456
4 -	27.285	117.9	30.527	99.5	21.537	108.4	29.763	114.1	1:49.112	88.81	2.381	12:57:37.568
5 -	27.155	117.5	30.018	97.5	20.983	110.1	30.384	113.1	1:48.540	89.28	1.809	12:59:26.108
6 -	26.638	118.7	29.863	98.6	21.103	110.5	29.524	114.9	1:47.128 (3)	90.46	0.397	13:01:13.236
7 -	26.557	118.5	30.130	97.6	21.341	110.9	29.879	114.5	1:47.907	89.81	1.176	13:03:01.143
8 -	26.774	119.1	29.874	99.4	20.909	109.4	29.538	114.5	1:47.095 (2)	90.49	0.364	13:04:48.238
9 -	26.682	119.8	29.727	100.3	20.789	109.8	29.533	114.3	1:46.731 (1)	90.80		13:06:34.969

P4 35 Elliot LODGE		FTR - Spike Racing / SP125										
IDEAL LAP TIME : 1:46.942		BEST LAP TIME : 1:47.134		DIFFERENCE : 0.192								
LAP	SECTOR 1	SECTOR 2	SECTOR 3	SECTOR 4	LAP TIME	MPH	DIFF	TIME OF DAY				
1 -	OUTLAP	117.1	31.101	98.2	21.595	107.2	30.265	113.5	12:51:52.918			
2 -	26.650	120.0	30.286	97.8	21.388	107.7	29.412	114.9	1:47.736	89.95	0.602	12:53:40.654
3 -	26.704	118.3	30.235	98.8	21.074	107.3	29.318	114.1	1:47.331 (2)	90.29	0.197	12:55:27.985
4 -	27.407	102.4	30.843	91.6	21.445	106.8	29.583	113.1	1:49.278	88.68	2.144	12:57:17.263
5 -	27.169	114.1	30.064	98.1	21.093	107.2	29.807	113.3	1:48.133	89.62	0.999	12:59:05.396
6 -	27.977	87.3	34.397	90.8	24.654	88.1	30.609	112.9	1:57.637	82.38	10.503	13:01:03.033
7 -	26.637	116.3	30.005	96.6	20.982	108.5	29.510	113.1	1:47.134 (1)	90.45		13:02:50.167
8 -	26.746	116.1	30.021	95.8	21.107	108.2	29.730	113.3	1:47.604 (3)	90.06	0.470	13:04:37.771
9 -	27.252	108.2	30.243	97.1	21.566	104.5	30.487	103.0	1:49.548	88.46	2.414	13:06:27.319

P5 47 Jake ARCHER		KTM - City Lifting / RS Racing										
IDEAL LAP TIME : 1:46.959		BEST LAP TIME : 1:47.309		DIFFERENCE : 0.350								
LAP	SECTOR 1	SECTOR 2	SECTOR 3	SECTOR 4	LAP TIME	MPH	DIFF	TIME OF DAY				
1 -	OUTLAP	115.9	31.476	99.1	21.620	108.4	29.718	114.7	12:51:51.777			
2 -	27.355	117.5	30.115	98.2	21.344	107.8	29.547	113.3	1:48.361 (3)	89.43	1.052	12:53:40.138
3 -	26.923	118.7	29.878	98.9	21.091	107.3	29.417	113.9	1:47.309 (1)	90.31		12:55:27.447
4 -	26.816	117.3	30.102	94.9	22.121	97.6	IN PIT		1:55.932 P	83.59	8.623	12:57:23.379
5 -	OUTLAP	117.3	31.739	96.9	21.569	106.8	30.079	113.3	4:51.925	33.19	3:04.616	13:02:15.304
6 -	27.299	117.1	29.718	98.8	21.328	109.1	29.334	114.9	1:47.679 (2)	90.00	0.370	13:04:02.983

Weather / Track : Bright / Dry

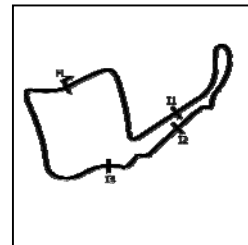
Oulton Park International
Circuit Length = 2.6920 miles
Start: 12:50 Flag 13:05 End: 13:07

MCRCB BULLETIN TK075

2017 MCE British Superbike Championship - Round 3

2017 HEL Performance British Motostar Championship

FREE PRACTICE 3 - SECTOR ANALYSIS



SECTOR 1 = FL to I1, SECTOR 2 = I1 to I2 SECTOR 3 = I2 to I3, SECTOR 4 = I3 to FL, DIFF = Difference To Personal Best Lap, P = Crossed Finish Line in Pit Lane, D = Time Disallowed
 7 - 27.508 118.5 30.213 98.2 22.033 107.5 29.799 **115.3** 1:49.553 88.46 2.244 13:05:52.536

P6	44	Edmund BEST				KTM - SymCircus Motorsport			
IDEAL LAP TIME : 1:47.932		BEST LAP TIME : 1:48.365		DIFFERENCE : 0.433					

LAP	SECTOR 1	SECTOR 2	SECTOR 3	SECTOR 4	LAP TIME	MPH	DIFF	TIME OF DAY
1 -	OUTLAP	97.8	35.461 83.9	24.519 95.3	32.034 110.9			12:52:12.218
2 -	27.675	117.3	30.914 95.8	22.064 104.8	30.397 111.1	1:51.050	87.26	2.685 12:54:03.268
3 -	27.435	115.7	30.881 97.6	21.745 104.5	29.852 112.2	1:49.913	88.17	1.548 12:55:53.181
4 -	27.590	114.5	30.125 96.9	21.273 106.3	29.907 110.5	1:48.895 (3)	88.99	0.530 12:57:42.076
5 -	26.843	116.3	30.270 96.4	21.751 105.8	29.988 111.1	1:48.852 (2)	89.03	0.487 12:59:30.928
6 -	27.012	115.3	30.389 94.3	21.166 105.1	29.798 112.0	1:48.365 (1)	89.43	13:01:19.293
7 -	28.012	114.9	30.214 95.5	21.323 105.8	IN PIT	1:57.677 P	82.35	9.312 13:03:16.970
8 -	OUTLAP	112.9	30.479 95.8	21.259 105.5	29.997 110.5	2:28.022	65.47	39.657 13:05:44.992

P7	3	Richard KERR				KTM - North West Racing			
IDEAL LAP TIME : 1:48.033		BEST LAP TIME : 1:48.367		DIFFERENCE : 0.334					

LAP	SECTOR 1	SECTOR 2	SECTOR 3	SECTOR 4	LAP TIME	MPH	DIFF	TIME OF DAY
1 -	OUTLAP	113.9	31.265 96.8	21.702 106.0	29.901 112.0			12:51:53.473
2 -	27.089	115.5	30.120 96.1	21.435 105.0	29.723 112.0	1:48.367 (1)	89.43	12:53:41.840
3 -	27.377	112.5	29.915 96.5	21.606 103.7	30.265 110.3	1:49.163	88.77	0.796 12:55:31.003
4 -	27.416	111.4	29.905 95.4	21.331 104.3	30.415 109.1	1:49.067 (3)	88.85	0.700 12:57:20.070
5 -	27.308	111.6	30.841 88.6	22.937 102.6	30.425 109.8	1:51.511	86.90	3.144 12:59:11.581
6 -	27.255	113.1	30.106 95.8	21.316 104.6	30.011 110.3	1:48.688 (2)	89.16	0.321 13:01:00.269
7 -	27.345	111.2	30.352 94.6	21.407 104.5	30.275 109.4	1:49.379	88.60	1.012 13:02:49.648
8 -	27.307	112.5	30.276 96.8	21.544 105.6	30.294 110.7	1:49.421	88.56	1.054 13:04:39.069
9 -	27.238	113.3	30.222 95.4	21.591 103.7	30.054 110.1	1:49.105	88.82	0.738 13:06:28.174

P8	54	Sam BURMAN				KTM - TeamWNT / Burman Racing			
IDEAL LAP TIME : 1:47.787		BEST LAP TIME : 1:48.379		DIFFERENCE : 0.592					

LAP	SECTOR 1	SECTOR 2	SECTOR 3	SECTOR 4	LAP TIME	MPH	DIFF	TIME OF DAY
1 -	OUTLAP	115.5	31.956 99.5	30.829 105.1	31.897 113.3			12:52:04.188
2 -	27.759	117.7	31.196 98.5	21.797 107.7	30.352 113.7	1:51.104	87.22	2.725 12:53:55.292
3 -	27.302	118.1	30.661 99.4	21.592 107.8	30.247 113.9	1:49.802	88.26	1.423 12:55:45.094
4 -	27.225	117.1	30.221 99.4	21.336 107.8	29.878 115.1	1:48.660	89.18	0.281 12:57:33.754
5 -	27.675	117.1	31.118 97.6	22.029 107.0	32.667 105.1	1:53.489	85.39	5.110 12:59:27.243
6 -	27.565	118.3	30.112 99.7	21.451 108.5	29.765 114.9	1:48.893	88.99	0.514 13:01:16.136
7 -	26.803	118.9	29.967 99.8	21.415 109.1	30.397 113.7	1:48.582 (3)	89.25	0.203 13:03:04.718
8 -	27.034	118.9	29.883 99.1	21.542 108.9	29.920 114.3	1:48.379 (1)	89.42	13:04:53.097
9 -	26.904	118.7	29.938 99.2	21.434 108.0	30.171 112.7	1:48.447 (2)	89.36	0.068 13:06:41.544

P9	28	Lee HINDLE				KTM - JH Motorsport			
IDEAL LAP TIME : 1:48.283		BEST LAP TIME : 1:48.447		DIFFERENCE : 0.164					

LAP	SECTOR 1	SECTOR 2	SECTOR 3	SECTOR 4	LAP TIME	MPH	DIFF	TIME OF DAY
1 -	OUTLAP	93.5	35.309 94.3	22.650 105.8	31.672 113.3			12:52:10.157
2 -	27.871	117.3	31.208 97.6	21.768 107.3	30.250 113.3	1:51.097	87.23	2.650 12:54:01.254
3 -	27.766	115.7	30.620 98.3	21.502 106.8	30.356 111.8	1:50.244	87.90	1.797 12:55:51.498
4 -	27.397	113.9	30.616 98.3	21.414 106.3	30.362 111.2	1:49.789 (2)	88.27	1.342 12:57:41.287
5 -	27.196	114.7	30.499 96.6	22.282 106.6	29.956 112.7	1:49.933 (3)	88.15	1.486 12:59:31.220
6 -	26.852	117.7	30.329 96.9	21.578 107.3	29.688 113.5	1:48.447 (1)	89.36	13:01:19.667
7 -	29.814	93.8	34.296 90.3	23.720 94.3	IN PIT	2:05.993 P	76.91	17.546 13:03:25.660
8 -	OUTLAP	113.9	31.689 90.8	21.994 105.5	30.841 110.5	2:26.441	66.17	37.994 13:05:52.101

P10	25	Mike BROUWERS				APG Moto - TEC7-Joma / Brouwersracingteam			
IDEAL LAP TIME : 1:48.386		BEST LAP TIME : 1:48.483		DIFFERENCE : 0.097					

LAP	SECTOR 1	SECTOR 2	SECTOR 3	SECTOR 4	LAP TIME	MPH	DIFF	TIME OF DAY
1 -	OUTLAP	112.2	32.598 92.5	22.774 100.0	30.604 107.8			12:51:59.291
2 -	27.365	114.1	30.869 92.3	21.985 100.6	30.258 108.5	1:50.477	87.72	1.994 12:53:49.768
3 -	27.087	113.9	30.123 92.9	21.741 101.6	30.262 107.7	1:49.213 (2)	88.73	0.730 12:55:38.981
4 -	27.294	112.2	30.123 89.2	23.525 95.0	IN PIT	1:57.703 P	82.33	9.220 12:57:36.684

Weather / Track : Bright / Dry

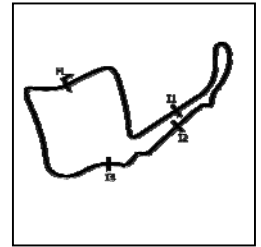
Oulton Park International
 Circuit Length = 2.6920 miles
 Start: 12:50 Flag 13:05 End: 13:07

MCRCB BULLETIN TK075

2017 MCE British Superbike Championship - Round 3

2017 HEL Performance British Motostar Championship

FREE PRACTICE 3 - SECTOR ANALYSIS



SECTOR 1 = FL to I1, SECTOR 2 = I1 to I2 SECTOR 3 = I2 to I3, SECTOR 4 = I3 to FL, DIFF = Difference To Personal Best Lap, P = Crossed Finish Line in Pit Lane, D = Time Disallowed

5 -	OUTLAP	112.0	30.559	88.0	22.026	102.2	30.222	108.4	2:30.191	64.52	41.708	13:00:06.875
6 -	27.331	113.3	31.013	87.3	21.817	103.4	30.056	108.0	1:50.217 (3)	87.92	1.734	13:01:57.092
7 -	27.175	112.9	29.977	92.1	21.389	103.5	29.942	109.2	1:48.483 (1)	89.33		13:03:45.575
8 -	27.189	112.2	29.968	93.0	23.311	102.1	30.305	105.3	1:50.773	87.48	2.290	13:05:36.348

P11	17	Tom CARNE				Tigcraft - Neatafan / Tigcraft Racing						
IDEAL LAP TIME : 1:48.492		BEST LAP TIME : 1:48.513				DIFFERENCE : 0.021						
LAP	SECTOR 1	SECTOR 2	SECTOR 3	SECTOR 4	LAP TIME	MPH	DIFF	TIME OF DAY				
1 -	OUTLAP	112.5	32.890	94.2	22.663	104.0	30.501	110.0				12:52:00.067
2 -	27.452	114.7	30.975	93.9	22.069	102.9	30.348	108.9	1:50.844	87.43	2.331	12:53:50.911
3 -	27.386	113.1	30.721	93.5	21.833	102.6	30.332	109.2	1:50.272	87.88	1.759	12:55:41.183
4 -	27.338	113.7	30.474	94.3	21.599	104.6	30.200	110.9	1:49.611 (3)	88.41	1.098	12:57:30.794
5 -	27.331	112.4	30.524	93.9	21.633	103.8	30.510	106.8	1:49.998	88.10	1.485	12:59:20.792
6 -	27.295	112.7	30.655	93.9	21.724	103.0	30.741	107.5	1:50.415	87.77	1.902	13:01:11.207
7 -	27.223	111.6	30.687	90.9	22.126	103.7	30.413	108.5	1:50.449	87.74	1.936	13:03:01.656
8 -	27.170	113.5	30.194	94.5	21.335	104.8	30.043	109.1	1:48.742 (2)	89.12	0.229	13:04:50.398
9 -	27.183	112.9	29.975	94.2	21.343	103.7	30.012	109.4	1:48.513 (1)	89.31		13:06:38.911

P12	34	Liam DELVES				DR-Moto - Stauff Connect Academy / Dr-Moto						
IDEAL LAP TIME : 1:48.247		BEST LAP TIME : 1:48.588				DIFFERENCE : 0.341						
LAP	SECTOR 1	SECTOR 2	SECTOR 3	SECTOR 4	LAP TIME	MPH	DIFF	TIME OF DAY				
1 -	OUTLAP	114.7	31.235	93.2	21.900	105.5	30.211	110.9				12:51:54.424
2 -	26.899	117.1	30.357	91.6	21.486	104.6	30.024	110.7	1:48.766 (2)	89.10	0.178	12:53:43.190
3 -	27.083	113.7	30.015	94.3	21.603	104.5	30.093	110.5	1:48.794 (3)	89.07	0.206	12:55:31.984
4 -	27.155	113.3	29.959	93.8	21.444	104.5	30.030	109.8	1:48.588 (1)	89.24		12:57:20.572
5 -	26.877	114.3	30.382	93.3	21.702	103.4	IN PIT		1:57.395 P	82.55	8.807	12:59:17.967
6 -	OUTLAP	110.5	30.819	92.8	21.701	102.7	30.416	110.3	2:31.773	63.85	43.185	13:01:49.740
7 -	27.245	113.3	30.316	93.9	22.516	93.4	32.429	110.1	1:52.506	86.14	3.918	13:03:42.246
8 -	27.232	113.1	30.212	92.8	21.387	104.6	30.029	110.7	1:48.860	89.02	0.272	13:05:31.106

P13	64	Asher DURHAM				Mahindra - Cresswell Racing						
IDEAL LAP TIME : 1:48.602		BEST LAP TIME : 1:48.760				DIFFERENCE : 0.158						
LAP	SECTOR 1	SECTOR 2	SECTOR 3	SECTOR 4	LAP TIME	MPH	DIFF	TIME OF DAY				
1 -	OUTLAP	115.3	32.004	96.1	22.196	106.6	30.366	112.0				12:51:59.685
2 -	27.481	118.5	30.904	96.1	21.855	107.0	30.376	114.3	1:50.616	87.61	1.856	12:53:50.301
3 -	27.930	105.0	30.998	95.7	22.259	101.0	30.781	112.0	1:51.968	86.55	3.208	12:55:42.269
4 -	27.357	116.1	30.559	96.1	21.688	107.2	30.360	112.7	1:49.964	88.13	1.204	12:57:32.233
5 -	27.193	117.5	30.200	96.1	21.549	107.0	30.417	110.9	1:49.359 (3)	88.61	0.599	12:59:21.592
6 -	27.152	118.3	30.461	96.1	21.494	107.0	30.718	110.7	1:49.825	88.24	1.065	13:01:11.417
7 -	27.221	116.1	30.653	96.4	21.514	106.6	30.196	110.5	1:49.584	88.43	0.824	13:03:01.001
8 -	27.310	118.1	30.003	96.8	21.309	107.3	30.138	112.0	1:48.760 (1)	89.10		13:04:49.761
9 -	27.172	116.7	30.144	96.5	21.451	106.5	30.241	111.6	1:49.008 (2)	88.90	0.248	13:06:38.769

P14	79	Storm STACEY				Kalex - FPW Racing						
IDEAL LAP TIME : 1:48.134		BEST LAP TIME : 1:48.790				DIFFERENCE : 0.656						
LAP	SECTOR 1	SECTOR 2	SECTOR 3	SECTOR 4	LAP TIME	MPH	DIFF	TIME OF DAY				
1 -	OUTLAP	115.3	33.067	97.5	23.340	107.3	30.880	114.1				12:52:07.178
2 -	28.733	116.9	31.361	97.5	21.908	108.0	29.947	114.9	1:51.949	86.56	3.159	12:53:59.127
3 -	26.886	119.4	30.549	99.8	21.706	108.5	30.100	113.3	1:49.241 (3)	88.71	0.451	12:55:48.368
4 -	27.238	116.1	30.607	98.5	21.644	104.0	30.035	114.5	1:49.524	88.48	0.734	12:57:37.892
5 -	26.995	118.5	30.501	99.8	21.277	109.4	30.017	114.3	1:48.790 (1)	89.08		12:59:26.682
6 -	26.799	118.1	30.156	99.4	22.132	108.0	29.905	113.7	1:48.992 (2)	88.91	0.202	13:01:15.674
7 -	26.822	118.3	30.153	98.9	21.403	106.3	IN PIT		1:56.353 P	83.29	7.563	13:03:12.027
8 -	OUTLAP	117.5	30.276	99.4	21.419	108.7	29.911	113.7	2:10.457	74.28	21.667	13:05:22.484

P15	20	Joel MARKLUND				KTM - Marklund Solutions / SP125						
IDEAL LAP TIME : 1:48.780		BEST LAP TIME : 1:48.805				DIFFERENCE : 0.025						
LAP	SECTOR 1	SECTOR 2	SECTOR 3	SECTOR 4	LAP TIME	MPH	DIFF	TIME OF DAY				
1 -	OUTLAP	116.1	32.562	96.8	22.097	106.8	30.776	112.5				12:51:58.242

Weather / Track : Bright / Dry

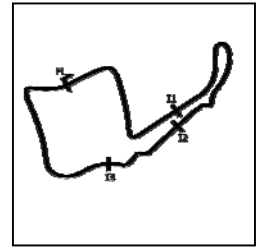
Oulton Park International
Circuit Length = 2.6920 miles
Start: 12:50 Flag 13:05 End: 13:07

MCRCB BULLETIN TK075

2017 MCE British Superbike Championship - Round 3

2017 HEL Performance British Motostar Championship

FREE PRACTICE 3 - SECTOR ANALYSIS



SECTOR 1 = FL to I1, SECTOR 2 = I1 to I2 SECTOR 3 = I2 to I3, SECTOR 4 = I3 to FL, DIFF = Difference To Personal Best Lap, P = Crossed Finish Line in Pit Lane, D = Time Disallowed

2 -	27.791	115.5	30.675	96.9	21.684	106.5	30.551	112.9	1:50.701	87.54	1.896	12:53:48.943
3 -	27.704	116.1	30.749	96.1	21.507	106.8	30.373	112.0	1:50.333	87.83	1.528	12:55:39.276
4 -	27.884	115.9	30.310	97.5	21.630	106.8	29.955	112.4	1:49.779 (3)	88.28	0.974	12:57:29.055
5 -	27.478	115.5	30.363	97.1	30.992	105.1	30.934	112.2	1:59.767	80.91	10.962	12:59:28.822
6 -	27.512	116.3	30.749	96.4	21.555	107.5	30.235	110.7	1:50.051	88.06	1.246	13:01:18.873
7 -	27.208	116.7	30.200	96.8	21.528	107.5	29.869	113.3	1:48.805 (1)	89.07		13:03:07.678
8 -	27.514	114.7	30.613	96.4	21.543	105.6	30.261	111.2	1:49.931	88.15	1.126	13:04:57.609
9 -	27.263	115.1	30.450	97.2	21.503	106.3	30.120	113.1	1:49.336 (2)	88.63	0.531	13:06:46.945

P16	12	Edward RENDELL					Honda - Banks Racing						
IDEAL LAP TIME : 1:48.622		BEST LAP TIME : 1:48.877					DIFFERENCE : 0.255						
LAP	SECTOR 1	SECTOR 2	SECTOR 3	SECTOR 4	LAP TIME	MPH	DIFF	TIME OF DAY					
1 -	OUTLAP	106.5	31.384	92.1	22.147	100.7	30.974	107.3				12:52:25.471	
2 -	29.183	94.7	31.629	92.3	21.805	101.8	30.658	106.5	1:53.275	85.55	4.398	12:54:18.746	
3 -	29.032	110.9	30.738	91.8	21.779	101.0	30.699	106.3	1:52.248	86.33	3.371	12:56:10.994	
4 -	27.608	109.8	30.390	93.0	21.449	102.7	30.650	107.8	1:50.097	88.02	1.220	12:58:01.091	
5 -	28.000	109.4	30.751	92.6	21.358	101.6	30.699	105.1	1:50.808	87.46	1.931	12:59:51.899	
6 -	27.456	110.1	29.910	93.3	21.240	102.7	30.271	106.3	1:48.877 (1)	89.01		13:01:40.776	
7 -	27.353	109.4	29.849	92.1	21.473	102.1	30.352	106.6	1:49.027 (2)	88.88	0.150	13:03:29.803	
8 -	27.262	111.2	30.006	92.9	21.486	103.8	30.306	106.0	1:49.060 (3)	88.86	0.183	13:05:18.863	

P17	52	Jorel BOERBOOM					Kalex KTM - Fireplace Warehouse						
IDEAL LAP TIME : 1:49.187		BEST LAP TIME : 1:49.443					DIFFERENCE : 0.256						
LAP	SECTOR 1	SECTOR 2	SECTOR 3	SECTOR 4	LAP TIME	MPH	DIFF	TIME OF DAY					
1 -	OUTLAP	115.3	32.269	96.5	22.743	101.6	31.275	113.5				12:51:58.342	
2 -	27.841	115.1	31.096	96.2	21.803	104.6	30.715	111.6	1:51.455	86.95	2.012	12:53:49.797	
3 -	27.190	117.7	30.689	96.5	21.571	106.5	30.293	112.2	1:49.743	88.30	0.300	12:55:39.540	
4 -	27.188	115.3	30.247	96.8	21.658	104.6	30.638	112.4	1:49.731	88.31	0.288	12:57:29.271	
5 -	27.327	117.7	30.741	95.7	22.684	96.8	32.469	111.1	1:53.221	85.59	3.778	12:59:22.492	
6 -	27.110	116.5	30.581	96.8	26.799	107.2	31.026	111.4	1:55.516	83.89	6.073	13:01:18.008	
7 -	27.222	116.1	30.347	96.4	21.537	105.5	30.337	111.1	1:49.443 (1)	88.55		13:03:07.451	
8 -	27.239	115.3	30.370	96.5	21.546	106.0	30.425	111.1	1:49.580 (3)	88.44	0.137	13:04:57.031	
9 -	27.214	114.5	30.298	97.1	21.614	105.6	30.434	110.9	1:49.560 (2)	88.45	0.117	13:06:46.591	

P18	30 S	Max COOK					Honda NSF - Wilson Racing						
IDEAL LAP TIME : 1:49.175		BEST LAP TIME : 1:49.451					DIFFERENCE : 0.276						
LAP	SECTOR 1	SECTOR 2	SECTOR 3	SECTOR 4	LAP TIME	MPH	DIFF	TIME OF DAY					
1 -	OUTLAP	111.4	31.730	93.4	22.143	103.2	30.187	108.4				12:51:54.125	
2 -	27.145	113.3	30.640	92.1	21.584	103.2	30.082	109.4	1:49.451 (1)	88.54		12:53:43.576	
3 -	27.434	111.6	30.364	93.8	21.943	97.1	30.281	107.8	1:50.022 (2)	88.08	0.571	12:55:33.598	

P19	19 S	Victor RODRIGUEZ					Honda NSF - GA Competition						
IDEAL LAP TIME : 1:49.519		BEST LAP TIME : 1:49.809					DIFFERENCE : 0.290						
LAP	SECTOR 1	SECTOR 2	SECTOR 3	SECTOR 4	LAP TIME	MPH	DIFF	TIME OF DAY					
1 -	OUTLAP	110.1	32.342	93.4	22.392	98.8	31.109	106.6				12:51:58.102	
2 -	28.123	111.8	31.595	93.0	21.800	103.2	30.517	108.7	1:52.035	86.50	2.226	12:53:50.137	
3 -	27.288	113.3	30.578	92.8	21.738	101.9	30.771	106.3	1:50.375	87.80	0.566	12:55:40.512	
4 -	27.702	111.1	30.333	93.2	21.491	101.8	30.714	107.0	1:50.240 (3)	87.91	0.431	12:57:30.752	
5 -	27.789	111.1	30.316	93.2	21.804	102.4	30.646	107.0	1:50.555	87.66	0.746	12:59:21.307	
6 -	27.367	112.0	30.860	92.9	21.535	102.6	30.713	107.5	1:50.475	87.72	0.666	13:01:11.782	
7 -	27.294	112.2	30.430	93.5	21.576	102.7	30.512	108.4	1:49.812 (2)	88.25	0.003	13:03:01.594	
8 -	27.539	112.7	30.355	92.0	21.413	102.7	30.502	107.2	1:49.809 (1)	88.25		13:04:51.403	
9 -	27.517	110.5	30.379	92.1	23.257	96.1	36.900	73.4	1:58.053	82.09	8.244	13:06:49.456	

P20	23	Sam LLEWELLYN					KTM - SymCirrus Motorsport						
IDEAL LAP TIME : 1:49.719		BEST LAP TIME : 1:50.032					DIFFERENCE : 0.313						
LAP	SECTOR 1	SECTOR 2	SECTOR 3	SECTOR 4	LAP TIME	MPH	DIFF	TIME OF DAY					
1 -	OUTLAP	96.1	35.408	81.8	24.585	92.4	32.148	113.3				12:52:12.556	
2 -	27.602	118.9	31.031	97.1	21.958	108.0	33.549	97.1	1:54.140	84.90	4.108	12:54:06.696	

Weather / Track : Bright / Dry

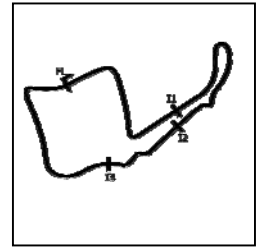
Oulton Park International
Circuit Length = 2.6920 miles
Start: 12:50 Flag 13:05 End: 13:07

MCRCB BULLETIN TK075

2017 MCE British Superbike Championship - Round 3

2017 HEL Performance British Motostar Championship

FREE PRACTICE 3 - SECTOR ANALYSIS



SECTOR 1 = FL to I1, SECTOR 2 = I1 to I2 SECTOR 3 = I2 to I3, SECTOR 4 = I3 to FL, DIFF = Difference To Personal Best Lap, P = Crossed Finish Line in Pit Lane, D = Time Disallowed

3 -	28.081	117.3	30.902	96.1	26.629	105.3	31.011	111.4	1:56.623	83.09	6.591	12:56:03.319
4 -	27.831	116.1	31.088	95.7	22.007	106.5	30.989	111.4	1:51.915	86.59	1.883	12:57:55.234
5 -	27.464	116.3	30.911	94.9	22.341	105.1	30.268	112.5	1:50.984 (3)	87.32	0.952	12:59:46.218
6 -	27.415	116.5	30.364	94.6	21.786	105.8	30.529	111.8	1:50.094 (2)	88.02	0.062	13:01:36.312
7 -	27.608	114.5	30.865	94.3	22.158	106.5	30.467	112.2	1:51.098	87.23	1.066	13:03:27.410
8 -	27.301	117.9	30.615	95.3	21.814	105.8	30.302	112.7	1:50.032 (1)	88.07		13:05:17.442

P21	2 S	Thomas STRUDWICK						Honda NSF - Case Moto Rapido Moto3				
IDEAL LAP TIME : 1:49.590			BEST LAP TIME : 1:50.071			DIFFERENCE : 0.481						
LAP	SECTOR 1	SECTOR 2	SECTOR 3	SECTOR 4	LAP TIME	MPH	DIFF	TIME OF DAY				
1 -	OUTLAP	97.9	33.951	87.0	22.954	102.1	32.019	107.7				12:52:10.787
2 -	27.664	113.5	31.124	93.4	21.797	104.3	30.294	108.7	1:50.879	87.40	0.808	12:54:01.666
3 -	27.974	113.1	31.637	93.2	21.749	102.1	30.388	109.2	1:51.748	86.72	1.677	12:55:53.414
4 -	27.642	111.6	30.995	93.0	21.673	102.6	30.506	107.2	1:50.816	87.45	0.745	12:57:44.230
5 -	28.646	108.2	31.656	90.3	21.939	101.9	30.883	106.3	1:53.124	85.66	3.053	12:59:37.354
6 -	27.540	110.9	30.681	93.3	21.581	102.1	30.432	107.7	1:50.234 (2)	87.91	0.163	13:01:27.588
7 -	27.344	109.4	30.404	92.6	21.636	102.6	30.687	106.6	1:50.071 (1)	88.04		13:03:17.659
8 -	27.656	110.3	30.371	93.5	21.732	102.4	30.709	106.1	1:50.468 (3)	87.72	0.397	13:05:08.127

P22	72 S	Cameron HORSMAN						Honda NSF - Nova / FAB Racing				
IDEAL LAP TIME : 1:50.226			BEST LAP TIME : 1:50.384			DIFFERENCE : 0.158						
LAP	SECTOR 1	SECTOR 2	SECTOR 3	SECTOR 4	LAP TIME	MPH	DIFF	TIME OF DAY				
1 -	OUTLAP	109.4	32.802	91.9	22.518	100.0	30.682	105.8				12:51:59.504
2 -	28.283	111.4	31.187	91.5	22.001	100.0	30.453	106.1	1:51.924 (3)	86.58	1.540	12:53:51.428
3 -	27.658	110.0	30.723	91.6	21.911	99.5	30.874	105.6	1:51.166 (2)	87.17	0.782	12:55:42.594
4 -	27.713	108.0	30.500	91.4	21.615	100.0	30.556	104.5	1:50.384 (1)	87.79		12:57:32.978

P23	24 S	Shane FABER						Honda NSF - SymCirrus Motorsport / Shane Faber Racing				
IDEAL LAP TIME : 1:51.104			BEST LAP TIME : 1:51.104			DIFFERENCE : 0.000						
LAP	SECTOR 1	SECTOR 2	SECTOR 3	SECTOR 4	LAP TIME	MPH	DIFF	TIME OF DAY				
1 -	OUTLAP	110.5	33.293	90.9	22.821	100.4	31.530	106.6				12:52:05.697
2 -	28.031	111.1	31.338	92.3	21.884	101.0	31.268	106.3	1:52.521	86.12	1.417	12:53:58.218
3 -	27.820	109.2	31.169	93.3	22.005	102.1	30.945	106.8	1:51.939 (2)	86.57	0.835	12:55:50.157
4 -	27.938	108.2	31.220	93.0	22.038	102.2	31.072	108.0	1:52.268	86.32	1.164	12:57:42.425
5 -	27.622	110.5	31.000	93.2	21.761	101.9	30.721	107.3	1:51.104 (1)	87.22		12:59:33.529
6 -	27.990	109.2	31.204	92.5	21.928	101.6	30.924	106.5	1:52.046 (3)	86.49	0.942	13:01:25.575
7 -	29.854	105.1	33.071	89.8	23.090	98.2	33.198	104.5	1:59.213	81.29	8.109	13:03:24.788
8 -	28.947	106.6	32.665	91.0	22.103	101.2	31.755	106.0	1:55.470	83.92	4.366	13:05:20.258

P24	99	Stephen CAMPBELL						Honda - Campbell Racing				
IDEAL LAP TIME : 1:50.876			BEST LAP TIME : 1:51.111			DIFFERENCE : 0.235						
LAP	SECTOR 1	SECTOR 2	SECTOR 3	SECTOR 4	LAP TIME	MPH	DIFF	TIME OF DAY				
1 -	OUTLAP	106.8	33.494	90.9	23.792	98.8	32.017	104.6				12:52:09.441
2 -	28.962	111.4	31.656	91.8	22.488	100.4	31.167	106.0	1:54.273	84.80	3.162	12:54:03.714
3 -	27.892	110.0	31.186	92.0	22.070	99.4	30.670	106.0	1:51.818	86.67	0.707	12:55:55.532
4 -	27.999	111.4	30.755	91.6	22.052	99.8	30.831	103.5	1:51.637 (2)	86.81	0.526	12:57:47.169
5 -	29.235	107.8	31.525	92.1	22.040	98.2	30.854	104.5	1:53.654	85.27	2.543	12:59:40.823
6 -	27.934	110.3	31.131	92.9	21.870	100.9	30.765	103.8	1:51.700 (3)	86.76	0.589	13:01:32.523
7 -	28.348	108.7	30.711	90.9	21.713	99.7	31.179	104.2	1:51.951	86.56	0.840	13:03:24.474
8 -	27.898	108.4	30.650	91.4	21.664	100.3	30.899	105.0	1:51.111 (1)	87.22		13:05:15.585

P25	56 S	Charlie ATKINS						Honda NSF - Wilson Racing				
IDEAL LAP TIME : 1:51.263			BEST LAP TIME : 1:51.488			DIFFERENCE : 0.225						
LAP	SECTOR 1	SECTOR 2	SECTOR 3	SECTOR 4	LAP TIME	MPH	DIFF	TIME OF DAY				
1 -	OUTLAP	112.7	33.661	93.5	29.479	100.1	31.525	110.3				12:52:06.708
2 -	28.820	114.5	31.622	91.4	22.652	102.2	31.219	109.2	1:54.313	84.77	2.825	12:54:01.021
3 -	28.485	114.7	31.269	95.8	22.709	99.4	31.274	109.1	1:53.737	85.20	2.249	12:55:54.758
4 -	28.016	114.1	31.046	95.5	22.960	101.3	31.424	106.1	1:53.446 (3)	85.42	1.958	12:57:48.204
5 -	28.341	113.1	31.645	95.4	28.225	103.5	31.236	108.9	1:59.447	81.13	7.959	12:59:47.651

Weather / Track : Bright / Dry

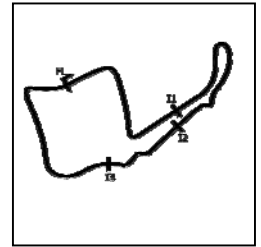
Oulton Park International
 Circuit Length = 2.6920 miles
 Start: 12:50 Flag 13:05 End: 13:07

MCRCB BULLETIN TK075

2017 MCE British Superbike Championship - Round 3

2017 HEL Performance British Motostar Championship

FREE PRACTICE 3 - SECTOR ANALYSIS



SECTOR 1 = FL to I1, SECTOR 2 = I1 to I2 SECTOR 3 = I2 to I3, SECTOR 4 = I3 to FL, DIFF = Difference To Personal Best Lap, P = Crossed Finish Line in Pit Lane, D = Time Disallowed
 7 - 28.571 110.5 31.912 92.0 22.073 103.2 31.119 **108.2** 1:53.675 (2) 85.25 0.366 13:05:33.824

LAP	SECTOR 1	SECTOR 2	SECTOR 3	SECTOR 4	LAP TIME	MPH	DIFF	TIME OF DAY	
P31 45 S Scott SWANN Honda NSF - Swann Racing IDEAL LAP TIME : 1:54.435 BEST LAP TIME : 1:54.800 DIFFERENCE : 0.365									
1 -	OUTLAP	102.9	35.082	90.0	24.445	97.1	33.606	105.6	12:52:11.000
2 -	29.059	108.5	32.288	90.5	22.773	99.1	31.983	103.7	1:56.103 83.47 1.303 12:54:07.103
3 -	28.525	108.4	32.280	91.0	22.951	98.6	32.543	104.8	1:56.299 83.33 1.499 12:56:03.402
4 -	29.186	103.7	31.937	90.5	22.843	97.8	31.930	102.9	1:55.896 83.62 1.096 12:57:59.298
5 -	28.770	104.6	31.727	90.9	22.650	98.3	31.688	102.7	1:54.835 (2) 84.39 0.035 12:59:54.133
6 -	28.761	105.5	32.081	89.5	22.716	97.6	31.798	102.2	1:55.356 (3) 84.01 0.556 13:01:49.489
7 -	28.789	106.3	31.807	90.0	22.671	97.6	31.533	103.8	1:54.800 (1) 84.41 13:03:44.289
8 -	28.934	104.3	32.362	89.2	22.886	98.1	32.119	101.6	1:56.301 83.32 1.501 13:05:40.590
P32 16 S Connall COURTNEY Honda NSF - Mototech CCR IDEAL LAP TIME : 1:54.317 BEST LAP TIME : 1:54.883 DIFFERENCE : 0.566									
1 -	OUTLAP	106.0	36.362	87.8	24.268	99.7	32.746	105.3	12:52:24.836
2 -	28.685	108.2	32.565	92.9	22.839	101.6	30.922	106.8	1:55.011 (2) 84.26 0.128 12:54:19.847
3 -	28.807	110.3	32.526	92.6	22.674	100.6	31.248	106.6	1:55.255 (3) 84.08 0.372 12:56:15.102
4 -	28.458	108.5	33.818	90.5	22.937	101.9	31.722	105.6	1:56.935 82.87 2.052 12:58:12.037
5 -	28.494	109.6	32.350	92.9	22.587	101.0	31.452	105.1	1:54.883 (1) 84.35 13:00:06.920
6 -	28.643	108.7	32.764	92.6	22.592	101.5	31.414	106.5	1:55.413 83.97 0.530 13:02:02.333
7 -	28.563	109.2	33.468	90.8	23.236	99.2	IN PIT		2:02.638 P 79.02 7.755 13:04:04.971
P33 48 S Ewan POTTER Honda NSF - IDEAL LAP TIME : 1:55.808 BEST LAP TIME : 1:56.259 DIFFERENCE : 0.451									
1 -	OUTLAP	107.7	34.251	91.8	24.005	98.6	32.690	105.0	12:52:06.326
2 -	29.812	108.9	33.127	91.9	23.222	101.0	32.731	104.3	1:58.892 81.51 2.633 12:54:05.218
3 -	29.213	106.6	33.205	92.5	23.044	98.6	32.573	103.7	1:58.035 82.10 1.776 12:56:03.253
4 -	29.505	105.0	32.580	92.1	22.759	100.4	32.126	104.2	1:56.970 (2) 82.85 0.711 12:58:00.223
5 -	28.955	106.8	32.290	92.6	28.551	98.9	33.280	102.1	2:03.076 78.74 6.817 13:00:03.299
6 -	29.363	105.6	33.174	91.1	23.075	99.4	32.345	103.4	1:57.957 82.15 1.698 13:02:01.256
7 -	28.967	106.1	33.111	91.8	23.025	99.1	32.170	102.9	1:57.273 (3) 82.63 1.014 13:03:58.529
8 -	29.072	107.0	32.477	92.0	22.906	100.0	31.804	105.1	1:56.259 (1) 83.35 13:05:54.788
P34 5 S Tom ALEXANDER Honda NSF - Wilson Racing IDEAL LAP TIME : 1:58.641 BEST LAP TIME : 1:58.788 DIFFERENCE : 0.147									
1 -	OUTLAP	108.0	36.056	91.9	24.578	98.9	34.120	107.8	12:52:11.279
2 -	29.890	111.2	33.566	91.5	23.356	100.0	32.779	105.3	1:59.591 (3) 81.03 0.803 12:54:10.870
3 -	30.284	107.3	33.962	92.1	23.457	98.6	33.033	106.3	2:00.736 80.26 1.948 12:56:11.606
4 -	30.754	105.3	34.364	92.1	23.520	98.1	IN PIT		2:11.144 P 73.89 12.356 12:58:22.750
5 -	OUTLAP	107.8	34.790	91.6	23.660	96.5	32.646	105.6	2:56.071 55.04 57.283 13:01:18.821
6 -	29.503	109.6	33.490	90.6	23.207	100.0	33.012	106.0	1:59.212 (2) 81.29 0.424 13:03:18.033
7 -	29.298	109.1	33.600	90.6	23.222	99.8	32.668	106.1	1:58.788 (1) 81.58 13:05:16.821

MCRCB BULLETIN TK076**2017 MCE British Superbike Championship - Round 3****2017 HEL Performance British Motostar Championship****FREE PRACTICE 3 - BEST SPEEDS**

POS	INTERMEDIATE 1			INTERMEDIATE 2			INTERMEDIATE 3			FINISH LINE		
	NO	NAME	MPH	NO	NAME	MPH	NO	NAME	MPH	NO	NAME	MPH
1	6	TAYLOR	121.3	6	TAYLOR	100.4	6	TAYLOR	110.9	6	TAYLOR	116.5
2	15	McMANUS	120.4	54	BURMAN	99.8	79	STACEY	109.4	15	McMANUS	115.5
3	35	LODGE	120.0	79	STACEY	99.8	15	McMANUS	109.1	47	ARCHER	115.3
4	79	STACEY	119.4	15	McMANUS	99.5	47	ARCHER	109.1	54	BURMAN	115.1
5	54	BURMAN	118.9	47	ARCHER	99.1	54	BURMAN	109.1	35	LODGE	114.9
6	23	LLEWELLYN	118.9	35	LODGE	98.8	69	BOOTH-AMOS	108.9	79	STACEY	114.9
7	47	ARCHER	118.7	28	HINDLE	98.3	35	LODGE	108.5	64	DURHAM	114.3
8	64	DURHAM	118.5	69	BOOTH-AMOS	97.8	23	LLEWELLYN	108.0	69	BOOTH-AMOS	113.5
9	69	BOOTH-AMOS	118.1	44	BEST	97.6	20	MARKLUND	107.5	28	HINDLE	113.5
10	28	HINDLE	117.7	20	MARKLUND	97.5	28	HINDLE	107.3	52	BOERBOOM	113.5
11	52	BOERBOOM	117.7	52	BOERBOOM	97.1	64	DURHAM	107.3	20	MARKLUND	113.3
12	44	BEST	117.3	23	LLEWELLYN	97.1	52	BOERBOOM	107.2	23	LLEWELLYN	113.3
13	34	DELVES	117.1	3	KERR	96.8	44	BEST	106.3	44	BEST	112.2
14	20	MARKLUND	116.7	64	DURHAM	96.8	3	KERR	106.0	3	KERR	112.0
15	3	KERR	115.5	56	ATKINS	95.8	34	DELVES	105.5	17	CARNE	110.9
16	56	ATKINS	115.3	95	TURNER	95.5	17	CARNE	104.8	34	DELVES	110.9
17	17	CARNE	114.7	27	HODGE	95.3	56	ATKINS	104.5	56	ATKINS	110.3
18	25	BROUWERS	114.1	89	MORETON	95.0	2	STRUDWICK	104.3	27	HODGE	110.0
19	27	HODGE	113.9	17	CARNE	94.5	27	HODGE	104.3	89	MORETON	110.0
20	2	STRUDWICK	113.5	34	DELVES	94.3	12	RENDELL	103.8	30	COOK	109.4
21	95	TURNER	113.5	30	COOK	93.8	25	BROUWERS	103.5	25	BROUWERS	109.2
22	30	COOK	113.3	19	RODRIGUEZ	93.5	95	TURNER	103.5	2	STRUDWICK	109.2
23	19	RODRIGUEZ	113.3	2	STRUDWICK	93.5	30	COOK	103.2	19	RODRIGUEZ	108.7
24	89	MORETON	112.4	12	RENDELL	93.3	19	RODRIGUEZ	103.2	95	TURNER	108.2
25	72	HORSMAN	111.4	24	FABER	93.3	89	MORETON	102.7	24	FABER	108.0
26	99	CAMPBELL	111.4	25	BROUWERS	93.0	24	FABER	102.2	12	RENDELL	107.8
27	12	RENDELL	111.2	99	CAMPBELL	92.9	16	COURTNEY	101.9	5	ALEXANDER	107.8
28	76	PINSON	111.2	16	COURTNEY	92.9	76	PINSON	101.6	16	COURTNEY	106.8
29	5	ALEXANDER	111.2	55	SCOTT	92.6	48	POTTER	101.0	72	HORSMAN	106.1
30	24	FABER	111.1	48	POTTER	92.6	99	CAMPBELL	100.9	99	CAMPBELL	106.0
31	16	COURTNEY	110.3	76	PINSON	92.5	55	SCOTT	100.1	55	SCOTT	105.6
32	48	POTTER	108.9	5	ALEXANDER	92.1	72	HORSMAN	100.0	45	SWANN	105.6
33	45	SWANN	108.5	72	HORSMAN	91.9	5	ALEXANDER	100.0	76	PINSON	105.5
34	55	SCOTT	107.8	45	SWANN	91.0	45	SWANN	99.1	48	POTTER	105.1

Weather / Track : Bright / Dry

Oulton Park International
Circuit Length = 2.6920 miles
Start: 12:50 Flag 13:05 End: 13:07Results can be found at www.tsl-timing.com

Printed - 13:09 Sunday, 30 April 2017

MCRCB BULLETIN TK077

2017 MCE British Superbike Championship - Round 3

2017 HEL Performance British Motostar Championship

FREE PRACTICE 3 - BEST SECTORS

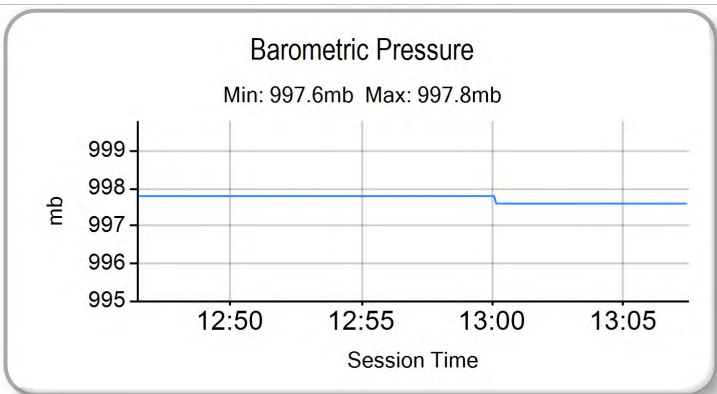
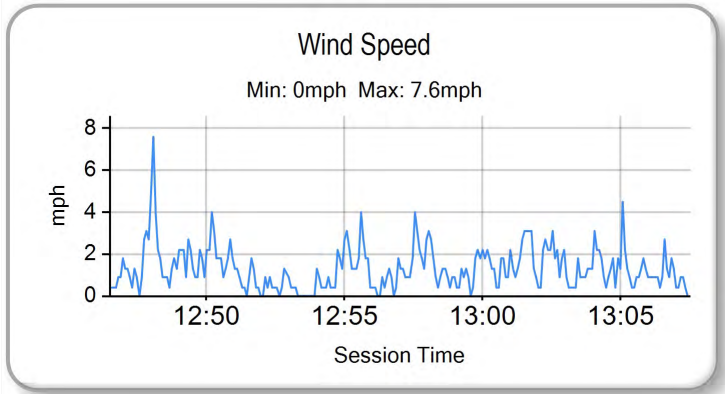
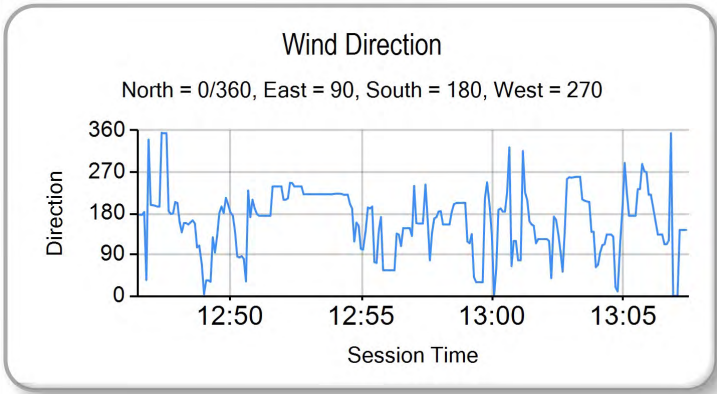
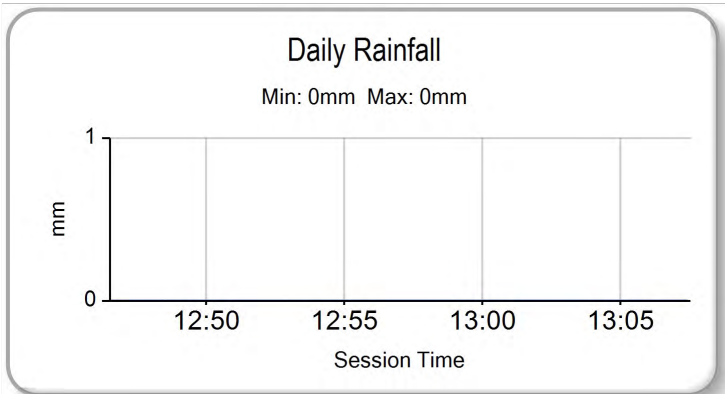
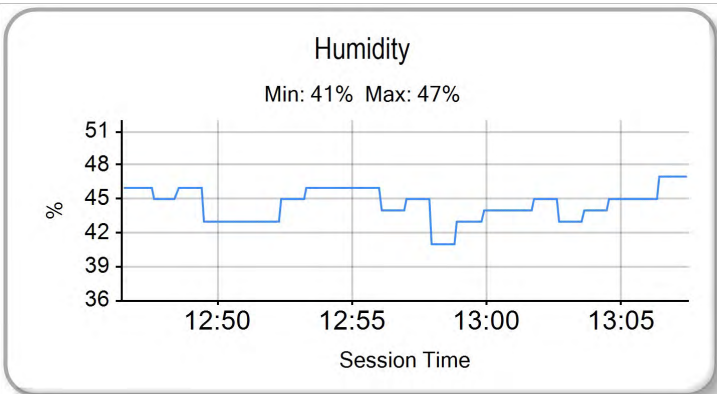
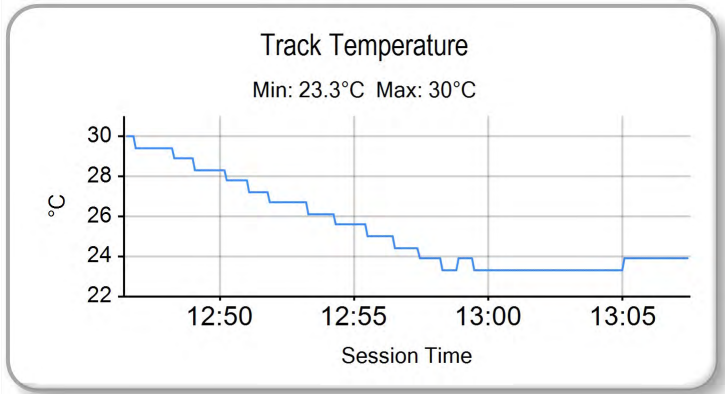
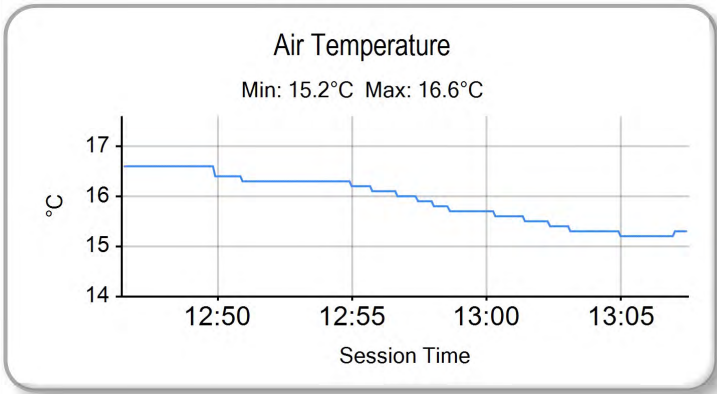
SECTOR 1		SECTOR 2		SECTOR 3		SECTOR 4		IDEAL / BEST COMPARISON										
POS	NO	NAME	TIME	NO	NAME	TIME	NO	NAME	TIME	POS	NO	NAME	IDEAL	BEST	DIFF			
													PERFECT LAP	1:45.792				
1	69	BOOTH-A	26.436	69	BOOTH-A	29.482	6	TAYLOR	20.789	15	McMANUS	29.085	1	69	BOOTH-AMOS	1:45.962	1:46.421	0.459
2	15	McMANUS	26.505	15	McMANUS	29.625	69	BOOTH-A	20.864	69	BOOTH-A	29.180	2	15	McMANUS	1:46.115	1:46.238	0.123
3	6	TAYLOR	26.557	47	ARCHER	29.718	15	McMANUS	20.900	35	LODGE	29.318	3	6	TAYLOR	1:46.597	1:46.731	0.134
4	35	LODGE	26.637	6	TAYLOR	29.727	35	LODGE	20.982	47	ARCHER	29.334	4	35	LODGE	1:46.942	1:47.134	0.192
5	79	STACEY	26.799	12	RENDELL	29.849	47	ARCHER	21.091	6	TAYLOR	29.524	5	47	ARCHER	1:46.959	1:47.309	0.350
6	54	BURMAN	26.803	54	BURMAN	29.883	44	BEST	21.166	28	HINDLE	29.688	6	54	BURMAN	1:47.787	1:48.379	0.592
7	47	ARCHER	26.816	3	KERR	29.905	12	RENDELL	21.240	3	KERR	29.723	7	44	BEST	1:47.932	1:48.365	0.433
8	44	BEST	26.843	34	DELVES	29.959	79	STACEY	21.277	54	BURMAN	29.765	8	3	KERR	1:48.033	1:48.367	0.334
9	28	HINDLE	26.852	25	BROUWER	29.968	64	DURHAM	21.309	44	BEST	29.798	9	79	STACEY	1:48.134	1:48.790	0.656
10	34	DELVES	26.877	17	CARNE	29.975	3	KERR	21.316	20	MARKLUN	29.869	10	34	DELVES	1:48.247	1:48.588	0.341
11	25	BROUWER	27.087	64	DURHAM	30.003	17	CARNE	21.335	79	STACEY	29.905	11	28	HINDLE	1:48.283	1:48.447	0.164
12	3	KERR	27.089	35	LODGE	30.005	54	BURMAN	21.336	25	BROUWER	29.942	12	25	BROUWERS	1:48.386	1:48.483	0.097
13	52	BOERBOO	27.110	44	BEST	30.125	34	DELVES	21.387	17	CARNE	30.012	13	17	CARNE	1:48.492	1:48.513	0.021
14	30	COOK	27.145	79	STACEY	30.153	25	BROUWER	21.389	34	DELVES	30.024	14	64	DURHAM	1:48.602	1:48.760	0.158
15	64	DURHAM	27.152	20	MARKLUN	30.200	19	RODRIGU	21.413	30	COOK	30.082	15	12	RENDELL	1:48.622	1:48.877	0.255
16	17	CARNE	27.170	52	BOERBOO	30.247	28	HINDLE	21.414	64	DURHAM	30.138	16	20	MARKLUND	1:48.780	1:48.805	0.025
17	20	MARKLUN	27.208	19	RODRIGU	30.316	20	MARKLUN	21.503	23	LLEWELL	30.268	17	30	COOK	1:49.175	1:49.451	0.276
18	12	RENDELL	27.262	28	HINDLE	30.329	52	BOERBOO	21.537	12	RENDELL	30.271	18	52	BOERBOOM	1:49.187	1:49.443	0.256
19	19	RODRIGU	27.288	30	COOK	30.364	2	STRUDWI	21.581	52	BOERBOO	30.293	19	19	RODRIGUEZ	1:49.519	1:49.809	0.290
20	23	LLEWELL	27.301	23	LLEWELL	30.364	30	COOK	21.584	2	STRUDWI	30.294	20	2	STRUDWICK	1:49.590	1:50.071	0.481
21	2	STRUDWI	27.344	2	STRUDWI	30.371	72	HORSMAN	21.615	72	HORSMAN	30.453	21	23	LLEWELLYN	1:49.719	1:50.032	0.313
22	24	FABER	27.622	72	HORSMAN	30.500	55	SCOTT	21.633	19	RODRIGU	30.502	22	72	HORSMAN	1:50.226	1:50.384	0.158
23	72	HORSMAN	27.658	99	CAMPBEL	30.650	27	HODGE	21.640	89	MORETON	30.636	23	99	CAMPBELL	1:50.876	1:51.111	0.235
24	56	ATKINS	27.753	56	ATKINS	30.694	99	CAMPBEL	21.664	99	CAMPBEL	30.670	24	24	FABER	1:51.104	1:51.104	0.000
25	27	HODGE	27.759	89	MORETON	30.964	24	FABER	21.761	24	FABER	30.721	25	27	HODGE	1:51.239	1:51.511	0.272
26	99	CAMPBEL	27.892	55	SCOTT	30.976	23	LLEWELL	21.786	27	HODGE	30.821	26	56	ATKINS	1:51.263	1:51.488	0.225
27	89	MORETON	28.034	24	FABER	31.000	56	ATKINS	21.939	56	ATKINS	30.877	27	55	SCOTT	1:51.704	1:52.009	0.305
28	76	PINSON	28.120	27	HODGE	31.019	76	PINSON	21.960	16	COURTNE	30.922	28	89	MORETON	1:51.783	1:51.938	0.155
29	55	SCOTT	28.157	76	PINSON	31.414	95	TURNER	22.004	76	PINSON	30.924	29	76	PINSON	1:52.418	1:52.745	0.327
30	95	TURNER	28.215	45	SWANN	31.727	89	MORETON	22.149	55	SCOTT	30.938	30	95	TURNER	1:53.041	1:53.309	0.268
31	16	COURTNE	28.458	95	TURNER	31.765	16	COURTNE	22.587	95	TURNER	31.057	31	16	COURTNEY	1:54.317	1:54.883	0.566
32	45	SWANN	28.525	48	POTTER	32.290	45	SWANN	22.650	45	SWANN	31.533	32	45	SWANN	1:54.435	1:54.800	0.365
33	48	POTTER	28.955	16	COURTNE	32.350	48	POTTER	22.759	48	POTTER	31.804	33	48	POTTER	1:55.808	1:56.259	0.451
34	5	ALEXAND	29.298	5	ALEXAND	33.490	5	ALEXAND	23.207	5	ALEXAND	32.646	34	5	ALEXANDER	1:58.641	1:58.788	0.147

MCRCB BULLETIN TK078

2017 MCE British Superbike Championship - Round 3

2017 HEL Performance British Motostar Championship

FREE PRACTICE 3 - WEATHER CONDITIONS



Weather / Track : Bright / Dry

Results can be found at www.tsl-timing.com

Oulton Park International
Circuit Length = 2.6920 miles
Start: 12:50 Flag 13:05 End: 13:07

Printed - 13:10 Sunday, 30 April 2017

QUALIFYING - CLASSIFICATION



POS	NO	CL	PIC NAME	ENTRY	TIME	ON	LAPS	GAP	DIFF	MPH
1	69		1 Tom BOOTH-AMOS	KTM - City Lifting RS Racing	1:44.690	12	12			92.57
2	15		2 Eugene McMANUS	KTM - RS Racing / E15 Racing	1:45.132	11	12	0.442	0.442	92.18
3	6		3 Taz TAYLOR	KTM - GA Competition	1:45.680	8	14	0.990	0.548	91.70
4	47		4 Jake ARCHER	KTM - City Lifting / RS Racing	1:45.914	10	12	1.224	0.234	91.50
5	35		5 Elliot LODGE	FTR - Spike Racing / SP125	1:46.019	12	13	1.329	0.105	91.41
6	44		6 Edmund BEST	KTM - SymCirrus Motorsport	1:47.299	8	14	2.609	1.280	90.32
7	12		7 Edward RENDELL	Honda - Banks Racing	1:47.422	13	13	2.732	0.123	90.21
8	34		8 Liam DELVES	DR-Moto - Stauf Connect Academy / Dr-Moto	1:47.605	10	14	2.915	0.183	90.06
9	25		9 Mike BROUWERS	APG Moto - TEC7-Joma / Brouwersracingteam	1:47.612	8	14	2.922	0.007	90.05
10	28		10 Lee HINDLE	KTM - JH Motorsport	1:47.853	3	14	3.163	0.241	89.85
11	54		11 Sam BURMAN	KTM - TeamWNT / Burman Racing	1:47.889	11	13	3.199	0.036	89.82
12	3		12 Richard KERR	KTM - North West Racing	1:48.238	11	13	3.548	0.349	89.53
13	23		13 Sam LLEWELLYN	KTM - SymCirrus Motorsport	1:48.360	11	13	3.670	0.122	89.43
14	2	S	1 Thomas STRUDWICK	Honda NSF - Case Moto Rapido Moto3	1:48.407	12	13	3.717	0.047	89.39
15	52		14 Jorel BOERBOOM	Kalex KTM - Fireplace Warehouse	1:48.509	13	14	3.819	0.102	89.31
16	30	S	2 Max COOK	Honda NSF - Wilson Racing	1:48.579	12	13	3.889	0.070	89.25
17	20		15 Joel MARKLUND	KTM - Marklund Solutions / SP125	1:48.729	5	14	4.039	0.150	89.13
18	55	S	3 Jack SCOTT	Honda NSF - J J Racing	1:48.758	12	14	4.068	0.029	89.10
19	27		16 Josh HODGE	KTM - Team HPR	1:49.747	12	14	5.057	0.989	88.30
20	19	S	4 Victor RODRIGUEZ	Honda NSF - GA Competition	1:49.913	13	13	5.223	0.166	88.17
21	99		17 Stephen CAMPBELL	Honda - Campbell Racing	1:50.018	9	13	5.328	0.105	88.08
22	17		18 Tom CARNE	Tigcraft - Neatafan / Tigcraft Racing	1:50.073	3	3	5.383	0.055	88.04
23	79		19 Storm STACEY	Kalex - FPW Racing	1:50.253	2	3	5.563	0.180	87.90
24	72	S	5 Cameron HORSMAN	Honda NSF - Nova / FAB Racing	1:50.375	8	8	5.685	0.122	87.80
25	24	S	6 Shane FABER	Honda NSF - SymCirrus Motorsport / Shane Faber Racing	1:50.604	10	13	5.914	0.229	87.62
26	76	S	7 Elliot PINSON	Honda NSF - Cresswell Racing	1:50.646	13	13	5.956	0.042	87.58
27	56	S	8 Charlie ATKINS	Honda NSF - Wilson Racing	1:51.253	13	13	6.563	0.607	87.11
28	89	S	9 T. Fox MORETON	Honda NSF - Banks Racing / Moto Engineering	1:51.850	12	13	7.160	0.597	86.64
29	95	S	10 Ross TURNER	Honda NSF - RedRat Racing	1:52.267	6	13	7.577	0.417	86.32
30	16	S	11 Connall COURTNEY	Honda NSF - Mototech CCR	1:52.313	11	11	7.623	0.046	86.28
31	45	S	12 Scott SWANN	Honda NSF - Swann Racing	1:53.249	11	11	8.559	0.936	85.57
32	48	S	13 Ewan POTTER	Honda NSF -	1:54.270	12	12	9.580	1.021	84.81

QUALIFYING LAPTIME (110.0% of 1:44.690) = 1:55.159

33	5	S	14 Tom ALEXANDER	Honda NSF - Wilson Racing	1:58.203	10	12	13.513	3.933	81.98
34	64		20 Asher DURHAM	Mahindra - Cresswell Racing			1			

Weather / Track : Overcast / Dry

These results are provisional until the conclusion of any judicial and technical matters.

Oulton Park International

Circuit Length = 2.6920 miles

Start: 15:00 Flag 15:25 End: 15:27

Race Director :	Stewards :	Timekeeper :
-----------------	------------	--------------

Results can be found at www.britishsuperbike.com

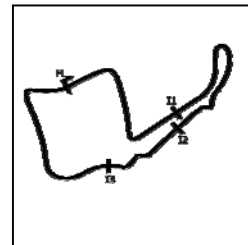
Printed - 15:28 Sunday, 30 April 2017

MCRCB BULLETIN TK098

2017 MCE British Superbike Championship - Round 3

2017 HEL Performance British Motostar Championship

QUALIFYING - SECTOR ANALYSIS



SECTOR 1 = FL to I1, SECTOR 2 = I1 to I2 SECTOR 3 = I2 to I3, SECTOR 4 = I3 to FL, DIFF = Difference To Personal Best Lap, P = Crossed Finish Line in Pit Lane, D = Time Disallowed

P8 34		Liam DELVES						DR-Moto - Stauff Connect Academy / Dr-Moto				
IDEAL LAP TIME : 1:47.343		BEST LAP TIME : 1:47.605						DIFFERENCE : 0.262				
LAP	SECTOR 1	SECTOR 2	SECTOR 3	SECTOR 4	LAP TIME	MPH	DIFF	TIME OF DAY				
1 -	OUTLAP	112.0	32.229	93.2	22.203	104.3	30.377	110.3				15:01:58.858
2 -	26.925	117.5	30.396	94.1	21.429	105.8	29.862	109.6	1:48.612	89.22	1.007	15:03:47.470
3 -	26.698	117.3	30.110	93.9	21.268	106.0	29.713	111.4	1:47.789 (2)	89.90	0.184	15:05:35.259
4 -	26.621	117.7	30.149	95.0	21.548	106.3	30.013	112.0	1:48.331	89.46	0.726	15:07:23.590
5 -	26.820	118.5	30.312	95.4	21.397	105.0	30.602	111.1	1:49.131	88.80	1.526	15:09:12.721
6 -	26.735	116.3	29.937	94.5	21.407	105.1	29.778	113.3	1:47.857	89.85	0.252	15:11:00.578
7 -	28.463	109.2	30.543	91.8	22.287	94.3	IN PIT		1:59.650 P	80.99	12.045	15:13:00.228
8 -	OUTLAP	109.6	31.672	90.4	21.782	103.8	30.152	110.7	2:39.779	60.65	52.174	15:15:40.007
9 -	26.894	114.9	30.125	94.2	21.338	104.3	29.986	110.7	1:48.343	89.45	0.738	15:17:28.350
10 -	26.758	114.5	29.875	94.5	21.202	104.0	29.770	110.5	1:47.605 (1)	90.06		15:19:15.955
11 -	26.671	114.7	29.911	94.3	21.328	104.0	29.962	110.9	1:47.872	89.84	0.267	15:21:03.827
12 -	27.042	112.4	30.056	94.3	21.303	104.6	31.916	110.5	1:50.317	87.84	2.712	15:22:54.144
13 -	26.941	112.9	29.814	94.6	21.195	104.2	29.860	110.1	1:47.810 (3)	89.89	0.205	15:24:41.954
14 -	26.795	114.5	30.013	94.7	21.241	104.3	29.991	109.2	1:48.040	89.70	0.435	15:26:29.994

P9 25		Mike BROUWERS						APG Moto - TEC7-Joma / Brouwersracingteam				
IDEAL LAP TIME : 1:47.141		BEST LAP TIME : 1:47.612						DIFFERENCE : 0.471				
LAP	SECTOR 1	SECTOR 2	SECTOR 3	SECTOR 4	LAP TIME	MPH	DIFF	TIME OF DAY				
1 -	OUTLAP	111.2	32.912	92.1	22.338	102.9	30.428	108.9				15:01:59.854
2 -	27.518	116.7	30.726	93.9	21.932	105.0	30.348	107.7	1:50.524	87.68	2.912	15:03:50.378
3 -	27.488	113.3	29.866	93.2	21.733	104.6	30.152	107.8	1:49.239	88.71	1.627	15:05:39.617
4 -	27.360	112.2	29.946	92.5	21.330	104.0	29.904	109.1	1:48.540	89.28	0.928	15:07:28.157
5 -	26.908	114.7	29.584	94.1	21.245	104.0	29.887	108.5	1:47.624 (2)	90.04	0.012	15:09:15.781
6 -	26.831	113.7	29.819	93.2	21.239	103.0	29.847	109.1	1:47.736 (3)	89.95	0.124	15:11:03.517
7 -	26.957	113.3	29.690	94.1	21.480	103.4	29.755	108.9	1:47.882	89.83	0.270	15:12:51.399
8 -	26.988	112.5	29.677	92.3	21.360	103.0	29.587	109.4	1:47.612 (1)	90.05		15:14:39.011
9 -	26.973	112.7	29.932	93.0	21.246	102.2	29.697	108.7	1:47.848	89.86	0.236	15:16:26.859
10 -	28.255	100.7	33.394	90.6	21.626	102.9	IN PIT		2:00.841 P	80.19	13.229	15:18:27.700
11 -	OUTLAP	112.4	30.425	87.0	21.841	102.6	30.069	108.2	2:25.327	66.68	37.715	15:20:53.027
12 -	26.997	113.7	29.620	92.1	21.265	103.7	29.876	108.0	1:47.758	89.93	0.146	15:22:40.785
13 -	26.867	112.4	29.656	92.6	21.494	100.3	29.893	108.2	1:47.910	89.80	0.298	15:24:28.695
14 -	26.731	112.5	29.674	93.0	27.648	80.8	32.528	107.0	1:56.581	83.12	8.969	15:26:25.276

P10 28		Lee HINDLE						KTM - JH Motorsport				
IDEAL LAP TIME : 1:47.507		BEST LAP TIME : 1:47.853						DIFFERENCE : 0.346				
LAP	SECTOR 1	SECTOR 2	SECTOR 3	SECTOR 4	LAP TIME	MPH	DIFF	TIME OF DAY				
1 -	OUTLAP	114.1	32.425	95.7	22.551	105.0	30.526	112.2				15:01:57.979
2 -	27.087	115.5	30.128	96.2	21.253	106.5	29.876	112.2	1:48.344	89.44	0.491	15:03:46.323
3 -	26.847	116.1	29.870	96.9	21.251	107.0	29.885	112.7	1:47.853 (1)	89.85		15:05:34.176
4 -	27.045	115.5	30.453	96.9	21.404	107.3	29.937	112.2	1:48.839	89.04	0.986	15:07:23.015
5 -	26.752	115.5	30.053	96.5	21.184	105.6	29.908	110.7	1:47.897 (2)	89.81	0.044	15:09:10.912
6 -	27.095	115.9	30.268	96.2	21.398	105.3	29.984	111.4	1:48.745	89.11	0.892	15:10:59.657
7 -	26.909	116.1	30.003	95.5	21.539	101.5	29.804	112.7	1:48.255 (3)	89.52	0.402	15:12:47.912
8 -	26.649	116.7	33.902	57.1	24.086	101.6	30.766	111.4	1:55.403	83.97	7.550	15:14:43.315
9 -	27.193	115.1	30.327	94.9	21.572	105.1	30.418	110.3	1:49.510	88.49	1.657	15:16:32.825
10 -	27.160	115.5	30.540	92.9	23.184	95.0	30.878	111.4	1:51.762	86.71	3.909	15:18:24.587
11 -	27.036	113.5	30.348	96.1	21.473	105.3	IN PIT		1:56.937 P	82.87	9.084	15:20:21.524
12 -	OUTLAP	116.5	30.137	95.4	21.488	105.0	30.105	110.7	2:20.935	68.76	33.082	15:22:42.459
13 -	26.814	116.5	30.094	94.7	21.688	105.0	30.264	111.4	1:48.860	89.02	1.007	15:24:31.319
14 -	26.908	115.5	30.017	96.5	26.311	93.4	32.677	106.5	1:55.913	83.60	8.060	15:26:27.232

P11 54		Sam BURMAN						KTM - TeamWNT / Burman Racing				
IDEAL LAP TIME : 1:47.490		BEST LAP TIME : 1:47.889						DIFFERENCE : 0.399				
LAP	SECTOR 1	SECTOR 2	SECTOR 3	SECTOR 4	LAP TIME	MPH	DIFF	TIME OF DAY				
1 -	OUTLAP	114.9	31.133	97.8	21.756	106.3	30.285	113.5				15:01:54.133
2 -	27.418	117.3	30.666	97.8	21.621	107.5	30.412	113.1	1:50.117	88.00	2.228	15:03:44.250
3 -	27.358	116.5	30.597	97.9	21.522	108.2	30.231	113.3	1:49.708	88.33	1.819	15:05:33.958

Oulton Park International
Circuit Length = 2.6920 miles
Start: 15:00 Flag 15:25 End: 15:27

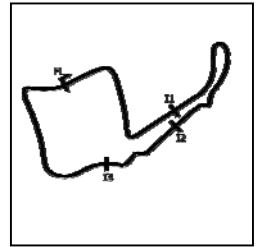
Weather / Track : Overcast / Dry

MCRCB BULLETIN TK098

2017 MCE British Superbike Championship - Round 3

2017 HEL Performance British Motostar Championship

QUALIFYING - SECTOR ANALYSIS



SECTOR 1 = FL to I1, SECTOR 2 = I1 to I2, SECTOR 3 = I2 to I3, SECTOR 4 = I3 to FL, DIFF = Difference To Personal Best Lap, P = Crossed Finish Line in Pit Lane, D = Time Disallowed

P15 52		Jorel BOERBOOM					Kalex KTM - Fireplace Warehouse						
IDEAL LAP TIME : 1:48.233			BEST LAP TIME : 1:48.509			DIFFERENCE : 0.276							
LAP	SECTOR 1	SECTOR 2		SECTOR 3		SECTOR 4		LAP TIME	MPH	DIFF	TIME OF DAY		
1-	OUTLAP	115.5	33.085	96.2	22.315	106.0	30.663	113.1			15:02:00.462		
2-	27.258	119.6	31.041	97.2	22.181	107.0	30.661	112.4	1:51.141	87.19	2.632	15:03:51.603	
3-	27.273	116.7	30.352	96.0	21.590	105.8	29.969	112.9	1:49.184	88.76	0.675	15:05:40.787	
4-	26.864	119.4	30.567	95.0	21.700	106.0	30.263	112.5	1:49.394	88.59	0.885	15:07:30.181	
5-	26.972	117.3	30.121	96.6	21.572	105.3	30.005	112.5	1:48.670	(3)	89.18	0.161	15:09:18.851
6-	26.946	117.5	30.291	95.8	21.480	105.8	30.144	112.9	1:48.861		89.02	0.352	15:11:07.712
7-	27.138	115.9	32.114	95.3	21.826	103.8	IN PIT		2:00.749	P	80.25	12.240	15:13:08.461
8-	OUTLAP	110.3	30.793	95.7	21.915	92.9	30.602	111.2	2:43.553		59.25	55.044	15:15:52.014
9-	27.295	116.5	30.046	95.7	21.632	105.0	30.202	111.6	1:49.175		88.76	0.666	15:17:41.189
10-	26.876	117.1	30.015	95.7	21.486	104.5	30.174	111.8	1:48.551	(2)	89.27	0.042	15:19:29.740
11-	26.954	116.5	30.081	95.8	21.626	104.8	30.254	111.2	1:48.915		88.98	0.406	15:21:18.655
12-	27.014	115.9	30.287	95.5	21.486	105.0	30.167	111.8	1:48.954		88.94	0.445	15:23:07.609
13-	26.898	116.3	30.038	96.0	21.385	105.0	30.188	110.5	1:48.509 (1)	89.31			15:24:56.118
14-	27.040	116.7	30.716	94.1	21.633	104.8	30.268	112.2	1:49.657		88.37	1.148	15:26:45.775

P16 30 S		Max COOK					Honda NSF - Wilson Racing						
IDEAL LAP TIME : 1:48.365			BEST LAP TIME : 1:48.579			DIFFERENCE : 0.214							
LAP	SECTOR 1	SECTOR 2		SECTOR 3		SECTOR 4		LAP TIME	MPH	DIFF	TIME OF DAY		
1-	OUTLAP	109.1	33.875	91.9	22.739	100.1	31.050	108.0				15:02:02.238	
2-	28.263	111.1	31.184	91.0	22.241	102.7	30.488	108.9				15:03:54.414	
3-	27.873	112.4	35.327	75.1	30.545	94.6	IN PIT		2:10.443	P	74.29	21.864	15:06:04.857
4-	OUTLAP	108.9	31.263	91.4	21.748	101.0	30.508	107.5	2:49.969		57.01	1:01.390	15:08:54.826
5-	27.591	110.9	30.647	92.0	21.453	101.2	30.229	107.8	1:49.920		88.16	1.341	15:10:44.746
6-	27.373	112.0	30.611	92.3	21.477	101.6	30.255	107.7	1:49.716		88.33	1.137	15:12:34.462
7-	27.523	110.7	30.334	92.5	21.326	101.0	30.246	108.2	1:49.429		88.56	0.850	15:14:23.891
8-	27.396	111.2	30.438	92.8	21.369	101.6	30.286	106.8	1:49.489		88.51	0.910	15:16:13.380
9-	27.348	110.7	31.228	70.0	22.902	100.4	IN PIT		1:59.163	P	81.32	10.584	15:18:12.543
10-	OUTLAP	63.5	36.239	91.0	21.981	100.6	30.094	108.2	2:41.405		60.04	52.826	15:20:53.948
11-	27.308	113.5	30.122	92.6	21.484	102.4	29.938	109.2	1:48.852	(3)	89.03	0.273	15:22:42.800
12-	27.195	113.3	30.081	92.3	21.259	103.7	30.044	108.0	1:48.579 (1)	89.25			15:24:31.379
13-	27.270	113.7	29.973	93.7	21.370	101.2	30.209	107.2	1:48.822	(2)	89.05	0.243	15:26:20.201

P17 20		Joel MARKLUND					KTM - Marklund Solutions / SP125						
IDEAL LAP TIME : 1:48.439			BEST LAP TIME : 1:48.729			DIFFERENCE : 0.290							
LAP	SECTOR 1	SECTOR 2		SECTOR 3		SECTOR 4		LAP TIME	MPH	DIFF	TIME OF DAY		
1-	OUTLAP	117.3	33.106	97.2	22.162	107.7	30.425	113.3				15:02:00.348	
2-	27.193	118.9	31.079	96.8	21.737	108.0	29.957	112.4	1:49.966		88.12	1.237	15:03:50.314
3-	27.471	116.5	30.332	96.9	21.609	107.2	29.949	113.1	1:49.361	(3)	88.61	0.632	15:05:39.675
4-	27.507	116.9	30.582	96.8	21.387	108.4	30.161	113.9	1:49.637		88.39	0.908	15:07:29.312
5-	27.169	117.7	30.299	96.5	21.513	106.3	29.748	113.5	1:48.729 (1)	89.13			15:09:18.041
6-	27.309	114.7	30.302	95.7	21.590	105.6	30.228	112.7	1:49.429		88.56	0.700	15:11:07.470
7-	27.524	116.1	30.657	95.7	21.657	104.6	30.346	113.3	1:50.184		87.95	1.455	15:12:57.654
8-	27.654	116.3	30.545	96.4	21.929	105.6	IN PIT		1:58.882	P	81.52	10.153	15:14:56.536
9-	OUTLAP	115.5	30.719	95.3	21.658	105.5	30.184	111.8	2:39.954		60.58	51.225	15:17:36.490
10-	27.272	116.5	30.829	95.3	21.473	105.1	30.064	112.4	1:49.638		88.39	0.909	15:19:26.128
11-	27.116	116.1	30.188	95.3	21.523	104.5	29.969	113.7	1:48.796	(2)	89.07	0.067	15:21:14.924
12-	27.486	109.4	30.523	95.8	21.670	105.0	30.136	111.4	1:49.815		88.25	1.086	15:23:04.739
13-	27.241	115.9	30.365	95.1	21.650	104.5	30.251	111.6	1:49.507		88.49	0.778	15:24:54.246
14-	28.107	113.3	31.542	92.9	22.188	104.2	30.500	110.7	1:52.337		86.26	3.608	15:26:46.583

P18 55 S		Jack SCOTT					Honda NSF - J J Racing						
IDEAL LAP TIME : 1:48.382			BEST LAP TIME : 1:48.758			DIFFERENCE : 0.376							
LAP	SECTOR 1	SECTOR 2		SECTOR 3		SECTOR 4		LAP TIME	MPH	DIFF	TIME OF DAY		
1-	OUTLAP	107.0	32.967	90.4	23.127	97.8	31.397	104.0				15:02:10.566	
2-	28.071	109.4	30.834	91.0	21.871	100.1	31.015	104.6	1:51.791		86.69	3.033	15:04:02.357
3-	28.111	107.8	30.948	90.6	22.355	98.6	30.865	105.3	1:52.279		86.31	3.521	15:05:54.636
4-	27.706	110.3	30.492	90.8	22.176	100.7	30.334	106.0	1:50.708		87.53	1.950	15:07:45.344

Weather / Track : Overcast / Dry

Oulton Park International
 Circuit Length = 2.6920 miles
 Start: 15:00 Flag 15:25 End: 15:27

MCRCB BULLETIN TK099**2017 MCE British Superbike Championship - Round 3****2017 HEL Performance British Motostar Championship****QUALIFYING - BEST SPEEDS**

POS	INTERMEDIATE 1			INTERMEDIATE 2			INTERMEDIATE 3			FINISH LINE		
	NO	NAME	MPH	NO	NAME	MPH	NO	NAME	MPH	NO	NAME	MPH
1	6	TAYLOR	122.0	6	TAYLOR	99.7	6	TAYLOR	110.7	6	TAYLOR	116.7
2	69	BOOTH-AMOS	121.7	15	McMANUS	99.5	15	McMANUS	109.4	54	BURMAN	116.3
3	47	ARCHER	120.6	47	ARCHER	99.2	47	ARCHER	109.2	69	BOOTH-AMOS	115.7
4	15	McMANUS	120.4	79	STACEY	99.2	54	BURMAN	108.5	15	McMANUS	115.7
5	54	BURMAN	120.0	54	BURMAN	99.1	69	BOOTH-AMOS	108.4	47	ARCHER	115.7
6	52	BOERBOOM	119.6	69	BOOTH-AMOS	98.1	23	LLEWELLYN	108.4	23	LLEWELLYN	115.1
7	79	STACEY	119.6	35	LODGE	97.9	20	MARKLUND	108.4	35	LODGE	114.5
8	35	LODGE	119.1	44	BEST	97.3	35	LODGE	108.2	20	MARKLUND	113.9
9	23	LLEWELLYN	119.1	23	LLEWELLYN	97.2	44	BEST	107.7	79	STACEY	113.7
10	20	MARKLUND	118.9	52	BOERBOOM	97.2	28	HINDLE	107.3	34	DELVES	113.3
11	44	BEST	118.7	20	MARKLUND	97.2	3	KERR	107.0	3	KERR	113.3
12	34	DELVES	118.5	28	HINDLE	96.9	52	BOERBOOM	107.0	52	BOERBOOM	113.1
13	25	BROUWERS	116.7	3	KERR	96.0	34	DELVES	106.3	44	BEST	112.9
14	28	HINDLE	116.7	34	DELVES	95.4	79	STACEY	106.0	28	HINDLE	112.7
15	3	KERR	115.7	27	HODGE	94.5	25	BROUWERS	105.0	56	ATKINS	110.9
16	27	HODGE	115.5	56	ATKINS	94.5	56	ATKINS	104.0	12	RENDELL	110.3
17	56	ATKINS	114.9	25	BROUWERS	94.1	27	HODGE	103.8	27	HODGE	109.6
18	89	MORETON	113.9	2	STRUDWICK	94.1	30	COOK	103.7	25	BROUWERS	109.4
19	95	TURNER	113.9	95	TURNER	94.1	12	RENDELL	103.4	2	STRUDWICK	109.4
20	2	STRUDWICK	113.7	17	CARNE	93.9	2	STRUDWICK	103.0	17	CARNE	109.4
21	30	COOK	113.7	30	COOK	93.7	95	TURNER	102.6	30	COOK	109.2
22	24	FABER	113.7	12	RENDELL	93.5	24	FABER	102.2	19	RODRIGUEZ	109.1
23	12	RENDELL	113.5	89	MORETON	93.3	89	MORETON	102.1	95	TURNER	108.7
24	19	RODRIGUEZ	113.5	19	RODRIGUEZ	93.0	19	RODRIGUEZ	101.8	24	FABER	108.4
25	17	CARNE	112.4	16	COURTNEY	92.8	17	CARNE	101.8	16	COURTNEY	108.0
26	76	PINSON	112.0	48	POTTER	92.6	55	SCOTT	101.0	89	MORETON	107.8
27	16	COURTNEY	111.2	55	SCOTT	92.5	16	COURTNEY	100.9	48	POTTER	106.6
28	55	SCOTT	110.3	24	FABER	92.1	76	PINSON	100.7	5	ALEXANDER	106.6
29	48	POTTER	109.8	99	CAMPBELL	92.0	48	POTTER	100.6	76	PINSON	106.3
30	99	CAMPBELL	109.6	5	ALEXANDER	91.6	72	HORSMAN	100.1	55	SCOTT	106.0
31	72	HORSMAN	109.6	76	PINSON	91.5	99	CAMPBELL	99.7	99	CAMPBELL	105.6
32	5	ALEXANDER	109.2	72	HORSMAN	91.1	5	ALEXANDER	99.7	45	SWANN	105.3
33	45	SWANN	107.3	45	SWANN	90.1	45	SWANN	98.6	72	HORSMAN	104.8
34	64	DURHAM	95.7	64	DURHAM	80.0	64	DURHAM	86.1			

Weather / Track : Overcast / Dry

Oulton Park International
Circuit Length = 2.6920 miles
Start: 15:00 Flag 15:25 End: 15:27

Results can be found at www.tsl-timing.com

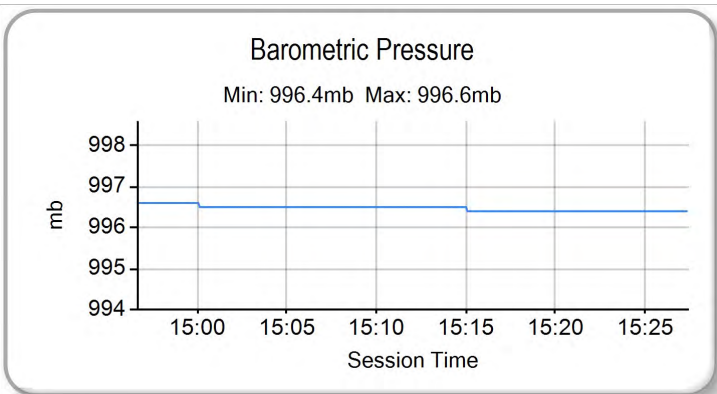
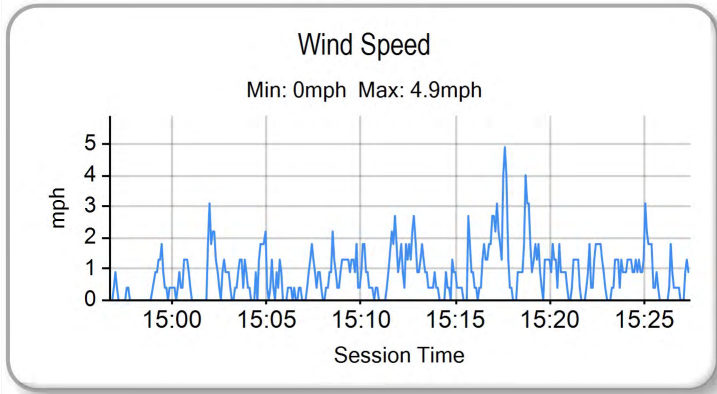
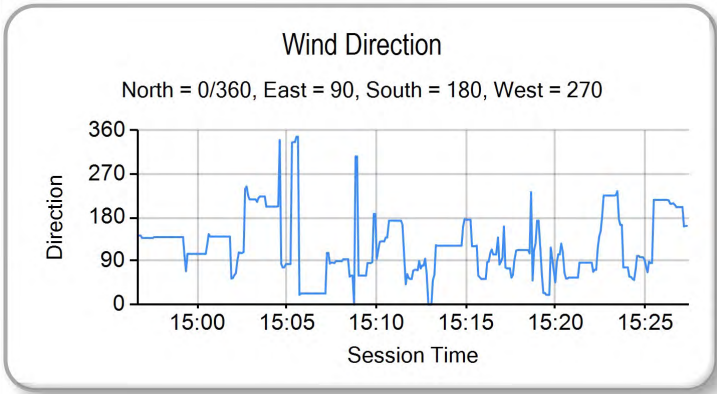
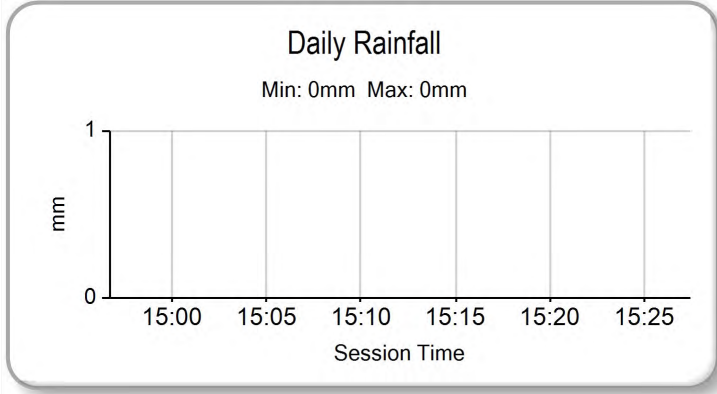
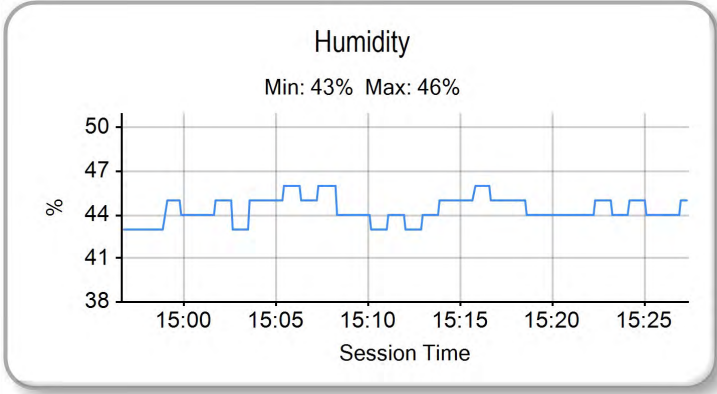
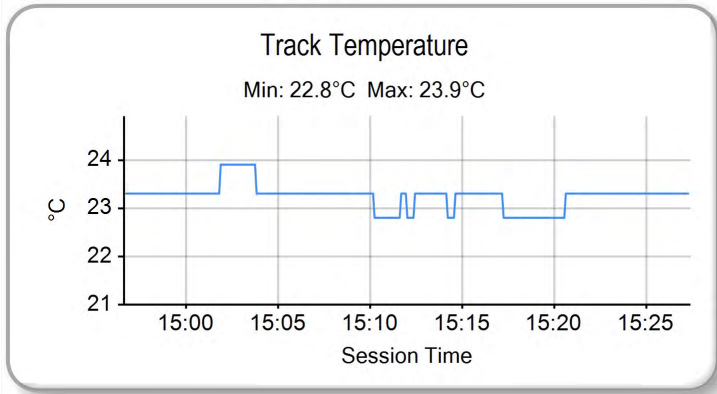
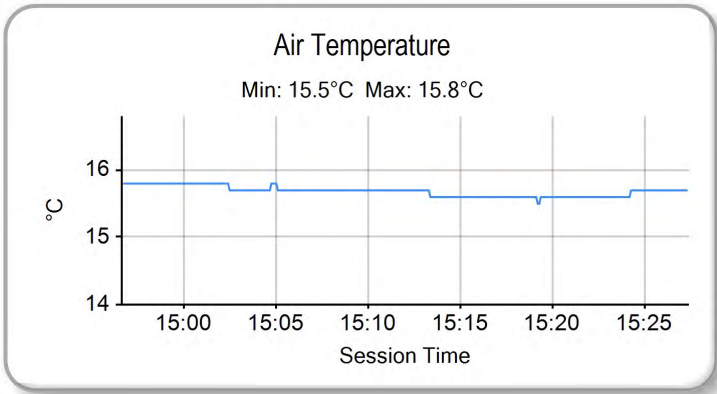
Printed - 15:29 Sunday, 30 April 2017

MCRCB BULLETIN TK101

2017 MCE British Superbike Championship - Round 3

2017 HEL Performance British Motostar Championship

QUALIFYING - WEATHER CONDITIONS



Weather / Track : Overcast / Dry

Results can be found at www.tsl-timing.com

Oulton Park International
Circuit Length = 2.6920 miles
Start: 15:00 Flag 15:25 End: 15:27

Printed - 15:29 Sunday, 30 April 2017



ROW 12			34	64	Asher DURHAM	
ROW 11		1:58.203	33	5	Tom ALEXANDER	1:54.270
						1:53.249
ROW 10	1:52.313		29	95	Ross TURNER	1:51.850
ROW 9		1:51.253	27	56	Charlie ATKINS	1:50.646
						1:50.604
ROW 8	1:50.375		23	79	Storm STACEY	1:50.073
ROW 7		1:50.018	21	99	Stephen CAMPBELL	1:49.913
						1:49.747
ROW 6	1:48.758		17	20	Joel MARKLUND	1:48.579
ROW 5		1:48.509	15	52	Jorel BOERBOOM	1:48.407
						1:48.360
ROW 4	1:48.238		11	54	Sam BURMAN	1:47.853
ROW 3		1:47.612	9	25	Mike BROUWERS	1:47.605
						1:47.422
ROW 2	1:47.299		5	35	Elliot LODGE	1:45.914
ROW 1		1:45.680	3	6	Taz TAYLOR	1:45.132
						1:44.690
			2	15	Eugene McMANUS	
			1	69	Tom BOOTH-AMOS	
						Pole

Oulton Park International
Circuit Length = 2.6920 miles

These results are provisional until the conclusion of any judicial and technical matters.

Race Director :	Stewards :	Timekeeper :
-----------------	------------	--------------

Results can be found at www.britishsuperbike.com

Printed - 15:28 Sunday, 30 April 2017





POS	NO	CL	PIC NAME	ENTRY	TIME	ON	LAPS	GAP	DIFF	MPH
1	6		1 Taz TAYLOR	KTM - GA Competition	1:53.390	4	4			85.46
2	64		2 Asher DURHAM	Mahindra - Cresswell Racing	1:55.227	4	5	1.837	1.837	84.10
3	52		3 Jorel BOERBOOM	Kalex KTM - Fireplace Warehouse	1:55.230	4	4	1.840	0.003	84.10
4	44		4 Edmund BEST	KTM - SymCirrus Motorsport	1:55.318	4	5	1.928	0.088	84.03
5	34		5 Liam DELVES	DR-Moto - Stauff Connect Academy / Dr-Moto	1:55.596	4	5	2.206	0.278	83.83
6	3		6 Richard KERR	KTM - North West Racing	1:55.629	4	4	2.239	0.033	83.81
7	23		7 Sam LLEWELLYN	KTM - SymCirrus Motorsport	1:55.630	5	5	2.240	0.001	83.81
8	25		8 Mike BROUWERS	APG Moto - TEC7-Joma / Brouwersracingteam	1:56.298	3	3	2.908	0.668	83.33
9	99		9 Stephen CAMPBELL	Honda - Campbell Racing	1:57.390	4	4	4.000	1.092	82.55
10	79		10 Storm STACEY	Kalex - FPW Racing	1:58.016	4	4	4.626	0.626	82.11
11	28		11 Lee HINDLE	KTM - JH Motorsport	1:58.919	4	4	5.529	0.903	81.49
12	30	S	1 Max COOK	Honda NSF - Wilson Racing	1:59.483	4	4	6.093	0.564	81.11
13	19	S	2 Victor RODRIGUEZ	Honda NSF - GA Competition	1:59.499	2	2	6.109	0.016	81.09
14	12		12 Edward RENDELL	Honda - Banks Racing	2:01.139	3	3	7.749	1.640	80.00
15	56	S	3 Charlie ATKINS	Honda NSF - Wilson Racing	2:01.227	4	4	7.837	0.088	79.94
16	47		13 Jake ARCHER	KTM - City Lifting / RS Racing	2:01.415	4	4	8.025	0.188	79.81
17	45	S	4 Scott SWANN	Honda NSF - Swann Racing	2:01.418	4	4	8.028	0.003	79.81
18	24	S	5 Shane FABER	Honda NSF - SymCirrus Motorsport / Shane Faber Racing	2:01.725	3	4	8.335	0.307	79.61
19	89	S	6 T. Fox MORETON	Honda NSF - Banks Racing / Moto Engineering	2:02.158	4	4	8.768	0.433	79.33
20	76	S	7 Elliot PINSON	Honda NSF - Cresswell Racing	2:02.315	3	4	8.925	0.157	79.23
21	55	S	8 Jack SCOTT	Honda NSF - J J Racing	2:02.621	3	3	9.231	0.306	79.03
22	95	S	9 Ross TURNER	Honda NSF - RedRat Racing	2:04.185	3	3	10.795	1.564	78.03
23	27		14 Josh HODGE	KTM - Team HPR	2:05.480	4	4	12.090	1.295	77.23
24	48	S	10 Ewan POTTER	Honda NSF -	2:05.768	4	4	12.378	0.288	77.05
25	2	S	11 Thomas STRUDWICK	Honda NSF - Case Moto Rapido Moto3			2			
26	5	S	12 Tom ALEXANDER	Honda NSF - Wilson Racing			2			
27	35		15 Elliot LODGE	FTR - Spike Racing / SP125			1			
28	17		16 Tom CARNE	Tigcraft - Neatafan / Tigcraft Racing			1			

Weather / Track : Overcast / Wet

These results are provisional until the conclusion of any judicial and technical matters.

Oulton Park International
 Circuit Length = 2.6920 miles
 Start: 10:10 Flag 10:18 End: 10:20

Race Director :	Stewards :	Timekeeper :
-----------------	------------	--------------

Results can be found at www.britishsuperbike.com

Printed - 10:20 Monday, 01 May 2017

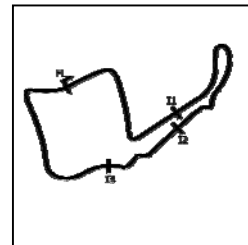


MCRCB BULLETIN TK171

2017 MCE British Superbike Championship - Round 3

2017 HEL Performance British Motostar Championship

WARM-UP - SECTOR ANALYSIS



SECTOR 1 = FL to I1, SECTOR 2 = I1 to I2 SECTOR 3 = I2 to I3, SECTOR 4 = I3 to FL, DIFF = Difference To Personal Best Lap, P = Crossed Finish Line in Pit Lane, D = Time Disallowed

LAP	SECTOR 1	SECTOR 2	SECTOR 3	SECTOR 4	LAP TIME	MPH	DIFF	TIME OF DAY	
P22 95 S Ross TURNER Honda NSF - RedRat Racing									
IDEAL LAP TIME : 2:02.727		BEST LAP TIME : 2:04.185		DIFFERENCE : 1.458					
1 -	OUTLAP	100.4	38.666	88.3	25.620	98.2	35.228	103.5	10:12:21.784
2 -	32.061	110.7	35.926	89.4	24.590	100.0	33.900	107.2	2:06.477 (2) 76.62 2.292 10:14:28.261
3 -	31.385	111.1	35.245	89.7	24.040	99.8	33.515	105.1	2:04.185 (1) 78.03 10:16:32.446
P23 27 Josh HODGE KTM - Team HPR									
IDEAL LAP TIME : 2:04.624		BEST LAP TIME : 2:05.480		DIFFERENCE : 0.856					
1 -	OUTLAP	110.1	37.532	90.0	26.261	98.6	34.230	107.3	10:12:13.425
2 -	32.176	110.1	35.653	89.3	25.068	99.7	33.958	107.3	2:06.855 (3) 76.39 1.375 10:14:20.280
3 -	31.352	110.5	34.920	90.5	25.613	88.4	34.189	107.7	2:06.074 (2) 76.86 0.594 10:16:26.354
4 -	31.013	110.0	34.781	90.9	24.872	99.5	34.814	104.6	2:05.480 (1) 77.23 10:18:31.834
P24 48 S Ewan POTTER Honda NSF -									
IDEAL LAP TIME : 2:05.553		BEST LAP TIME : 2:05.768		DIFFERENCE : 0.215					
1 -	OUTLAP	104.2	38.380	88.4	25.905	96.5	35.417	102.1	10:13:34.228
2 -	33.016	106.3	35.845	89.2	25.445	97.5	34.897	101.5	2:09.203 (3) 75.00 3.435 10:15:43.431
3 -	32.217	106.8	35.417	89.1	24.971	97.5	34.682	103.2	2:07.287 (2) 76.13 1.519 10:17:50.718
4 -	32.432	106.0	35.019	90.4	24.934	99.1	33.383	105.3	2:05.768 (1) 77.05 10:19:56.486
P25 2 S Thomas STRUDWICK Honda NSF - Case Moto Rapido Moto3									
IDEAL LAP TIME : 2:06.737		BEST LAP TIME :		DIFFERENCE :					
1 -	OUTLAP	100.6	39.406	86.0	26.831	95.1	35.161	104.5	10:12:25.207
2 -	32.089	108.0	34.832	88.7	24.655	98.8	IN PIT		2:11.919 P 73.46 10:14:37.126
P26 5 S Tom ALEXANDER Honda NSF - Wilson Racing									
IDEAL LAP TIME : 2:28.616		BEST LAP TIME :		DIFFERENCE :					
1 -	OUTLAP	85.9	42.916	81.2	28.939	76.1	41.115	94.2	10:12:40.721
2 -	36.960	99.4	41.627	83.6	28.914	79.0	IN PIT		2:38.530 P 61.13 10:15:19.251
P27 35 Elliot LODGE FTR - Spike Racing / SP125									
IDEAL LAP TIME :		BEST LAP TIME :		DIFFERENCE :					
1 -	OUTLAP	81.9	41.063	67.2	29.473	72.2	IN PIT		P 10:12:40.990
P28 17 Tom CARNE Tigcraft - Neatafan / Tigcraft Racing									
IDEAL LAP TIME : 2:16.357		BEST LAP TIME :		DIFFERENCE :					
1 -	OUTLAP	93.2	39.040	86.3	27.114	95.0	36.613	103.0	10:13:12.210

MCRCB BULLETIN TK172**2017 MCE British Superbike Championship - Round 3****2017 HEL Performance British Motostar Championship****WARM-UP - BEST SPEEDS**

POS	INTERMEDIATE 1			INTERMEDIATE 2			INTERMEDIATE 3			FINISH LINE		
	NO	NAME	MPH	NO	NAME	MPH	NO	NAME	MPH	NO	NAME	MPH
1	23	LLEWELLYN	120.0	23	LLEWELLYN	97.3	6	TAYLOR	107.7	23	LLEWELLYN	114.7
2	6	TAYLOR	118.9	6	TAYLOR	96.5	79	STACEY	107.3	6	TAYLOR	114.5
3	47	ARCHER	118.3	79	STACEY	96.4	47	ARCHER	106.6	79	STACEY	114.3
4	79	STACEY	118.1	47	ARCHER	96.4	23	LLEWELLYN	106.5	47	ARCHER	113.5
5	52	BOERBOOM	117.7	28	HINDLE	95.0	64	DURHAM	106.1	44	BEST	113.3
6	34	DELVES	117.5	44	BEST	94.7	34	DELVES	105.5	28	HINDLE	111.4
7	3	KERR	117.5	64	DURHAM	94.6	44	BEST	105.0	64	DURHAM	111.2
8	44	BEST	117.3	34	DELVES	94.6	52	BOERBOOM	104.3	52	BOERBOOM	111.1
9	64	DURHAM	116.1	3	KERR	94.6	28	HINDLE	103.7	34	DELVES	111.1
10	28	HINDLE	114.9	52	BOERBOOM	94.1	3	KERR	103.2	3	KERR	111.1
11	25	BROUWERS	112.9	56	ATKINS	92.0	56	ATKINS	102.7	25	BROUWERS	108.0
12	89	MORETON	111.8	89	MORETON	91.5	25	BROUWERS	101.5	27	HODGE	107.7
13	95	TURNER	111.1	30	COOK	91.4	30	COOK	100.0	89	MORETON	107.5
14	56	ATKINS	110.9	27	HODGE	90.9	89	MORETON	100.0	30	COOK	107.3
15	27	HODGE	110.5	48	POTTER	90.4	95	TURNER	100.0	56	ATKINS	107.2
16	30	COOK	110.1	25	BROUWERS	89.9	27	HODGE	99.7	95	TURNER	107.2
17	19	RODRIGUEZ	110.1	95	TURNER	89.7	12	RENDELL	99.2	19	RODRIGUEZ	106.3
18	12	RENDELL	109.6	99	CAMPBELL	89.5	48	POTTER	99.1	12	RENDELL	106.0
19	99	CAMPBELL	108.2	19	RODRIGUEZ	89.0	24	FABER	98.9	24	FABER	105.6
20	24	FABER	108.2	12	RENDELL	89.0	2	STRUDWICK	98.8	48	POTTER	105.3
21	2	STRUDWICK	108.0	2	STRUDWICK	88.7	19	RODRIGUEZ	98.1	99	CAMPBELL	105.0
22	17	CARNE	107.3	24	FABER	88.5	99	CAMPBELL	97.2	2	STRUDWICK	104.5
23	76	PINSON	107.2	45	SWANN	88.1	55	SCOTT	96.6	55	SCOTT	104.0
24	48	POTTER	106.8	55	SCOTT	88.0	45	SWANN	96.5	45	SWANN	103.7
25	55	SCOTT	105.8	76	PINSON	86.4	76	PINSON	96.5	76	PINSON	103.2
26	45	SWANN	105.1	17	CARNE	86.3	17	CARNE	95.0	17	CARNE	103.0
27	5	ALEXANDER	99.4	5	ALEXANDER	83.6	5	ALEXANDER	79.0	5	ALEXANDER	94.2
28	35	LODGE	81.9	35	LODGE	67.2	35	LODGE	72.2			

Weather / Track : Overcast / Wet

Results can be found at www.tsl-timing.comOulton Park International
Circuit Length = 2.6920 miles
Start: 10:10 Flag 10:18 End: 10:20

Printed - 10:21 Monday, 01 May 2017

MCRCB BULLETIN TK173

2017 MCE British Superbike Championship - Round 3

2017 HEL Performance British Motostar Championship

WARM-UP - BEST SECTORS

SECTOR 1				SECTOR 2				SECTOR 3				SECTOR 4				IDEAL / BEST COMPARISON		
POS	NO	NAME	TIME	NO	NAME	TIME	NO	NAME	TIME	NO	NAME	TIME	POS	NO	NAME	IDEAL	BEST	DIFF
															PERFECT LAP	1:52.963		
1	23	LLEWELL	28.360	52	BOERBOO	31.643	6	TAYLOR	22.298	6	TAYLOR	30.662	1	6	TAYLOR	1:53.014	1:53.390	0.376
2	6	TAYLOR	28.407	6	TAYLOR	31.647	64	DURHAM	22.582	23	LLEWELL	31.415	2	52	BOERBOOM	1:54.875	1:55.230	0.355
3	52	BOERBOO	28.449	64	DURHAM	31.966	23	LLEWELL	22.733	44	BEST	31.449	3	23	LLEWELLYN	1:54.883	1:55.630	0.747
4	34	DELVES	28.570	25	BROUWER	31.992	44	BEST	22.734	64	DURHAM	31.482	4	64	DURHAM	1:55.021	1:55.227	0.206
5	3	KERR	28.603	34	DELVES	32.235	34	DELVES	22.778	3	KERR	31.643	5	44	BEST	1:55.163	1:55.318	0.155
6	44	BEST	28.708	44	BEST	32.272	3	KERR	23.068	52	BOERBOO	31.713	6	34	DELVES	1:55.388	1:55.596	0.208
7	25	BROUWER	28.886	3	KERR	32.310	52	BOERBOO	23.070	34	DELVES	31.805	7	3	KERR	1:55.624	1:55.629	0.005
8	64	DURHAM	28.991	23	LLEWELL	32.375	99	CAMPBEL	23.159	25	BROUWER	31.832	8	25	BROUWERS	1:55.909	1:56.298	0.389
9	79	STACEY	29.047	99	CAMPBEL	32.508	25	BROUWER	23.199	79	STACEY	31.929	9	99	CAMPBELL	1:57.390	1:57.390	0.000
10	99	CAMPBEL	29.629	30	COOK	32.797	12	RENDELL	23.258	99	CAMPBEL	32.094	10	79	STACEY	1:57.562	1:58.016	0.454
11	28	HINDLE	29.723	79	STACEY	33.170	30	COOK	23.393	28	HINDLE	32.440	11	28	HINDLE	1:58.819	1:58.919	0.100
12	19	RODRIGU	30.077	28	HINDLE	33.192	19	RODRIGU	23.396	30	COOK	32.631	12	30	COOK	1:59.238	1:59.483	0.245
13	76	PINSON	30.230	19	RODRIGU	33.302	79	STACEY	23.416	19	RODRIGU	32.724	13	19	RODRIGUEZ	1:59.499	1:59.499	0.000
14	30	COOK	30.417	12	RENDELL	33.316	28	HINDLE	23.464	24	FABER	32.724	14	12	RENDELL	2:01.139	2:01.139	0.000
15	89	MORETON	30.577	47	ARCHER	33.324	56	ATKINS	23.737	56	ATKINS	32.788	15	56	ATKINS	2:01.227	2:01.227	0.000
16	45	SWANN	30.697	56	ATKINS	33.545	45	SWANN	23.842	47	ARCHER	32.887	16	47	ARCHER	2:01.415	2:01.415	0.000
17	95	TURNER	30.806	45	SWANN	33.664	76	PINSON	23.856	89	MORETON	32.935	17	45	SWANN	2:01.418	2:01.418	0.000
18	55	SCOTT	30.997	24	FABER	33.955	55	SCOTT	24.030	45	SWANN	33.215	18	24	FABER	2:01.725	2:01.725	0.000
19	47	ARCHER	31.001	89	MORETON	33.998	24	FABER	24.036	12	RENDELL	33.239	19	89	MORETON	2:01.893	2:02.158	0.265
20	24	FABER	31.010	55	SCOTT	34.066	95	TURNER	24.040	48	POTTER	33.383	20	76	PINSON	2:02.014	2:02.315	0.301
21	27	HODGE	31.013	76	PINSON	34.351	47	ARCHER	24.203	55	SCOTT	33.499	21	55	SCOTT	2:02.592	2:02.621	0.029
22	56	ATKINS	31.157	95	TURNER	34.366	89	MORETON	24.383	95	TURNER	33.515	22	95	TURNER	2:02.727	2:04.185	1.458
23	12	RENDELL	31.326	27	HODGE	34.781	2	STRUDWI	24.655	76	PINSON	33.577	23	27	HODGE	2:04.624	2:05.480	0.856
24	2	STRUDWI	32.089	2	STRUDWI	34.832	27	HODGE	24.872	27	HODGE	33.958	24	48	POTTER	2:05.553	2:05.768	0.215
25	48	POTTER	32.217	48	POTTER	35.019	48	POTTER	24.934	2	STRUDWI	35.161	25	2	STRUDWICK	2:06.737		
26	17	CARNE	33.712	17	CARNE	38.918	17	CARNE	27.114	17	CARNE	36.613	26	17	CARNE	2:16.357		
27	5	ALEXAND	36.960	35	LODGE	41.063	5	ALEXAND	28.914	5	ALEXAND	41.115	27	5	ALEXANDER	2:28.616		
28				5	ALEXAND	41.627	35	LODGE	29.473				28	35	LODGE			

Weather / Track : Overcast / Wet

Results can be found at www.tsl-timing.com

Oulton Park International
Circuit Length = 2.6920 miles
Start: 10:10 Flag 10:18 End: 10:20

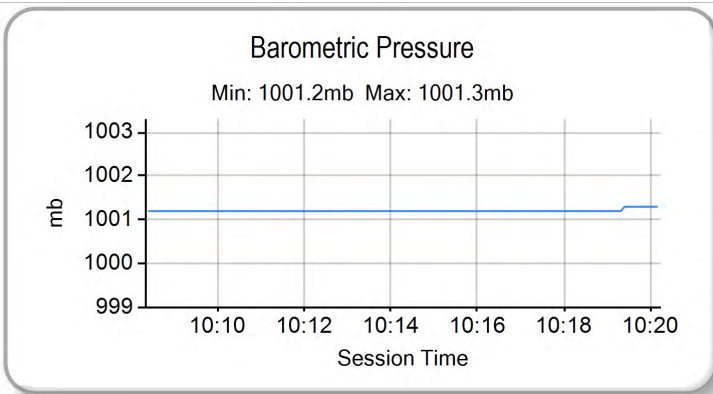
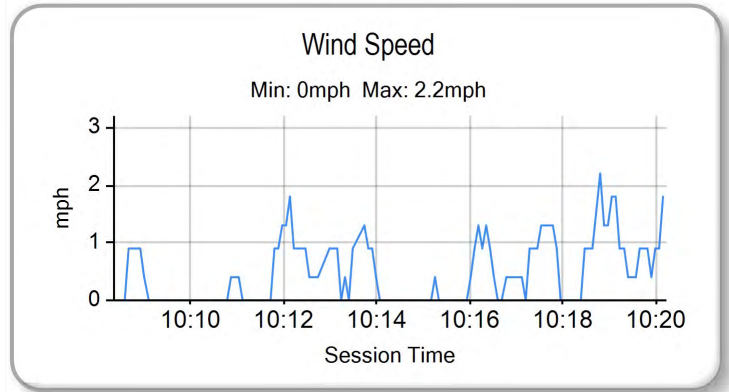
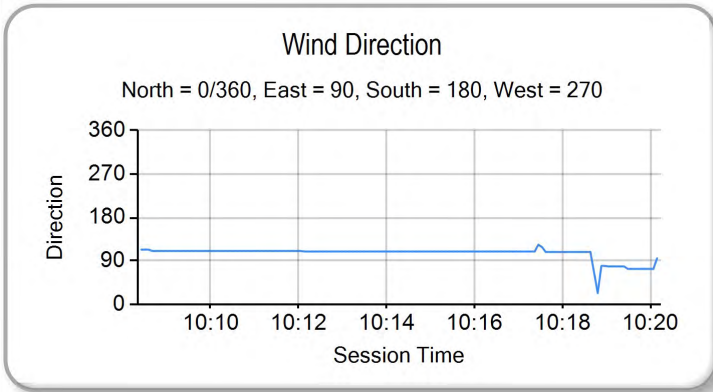
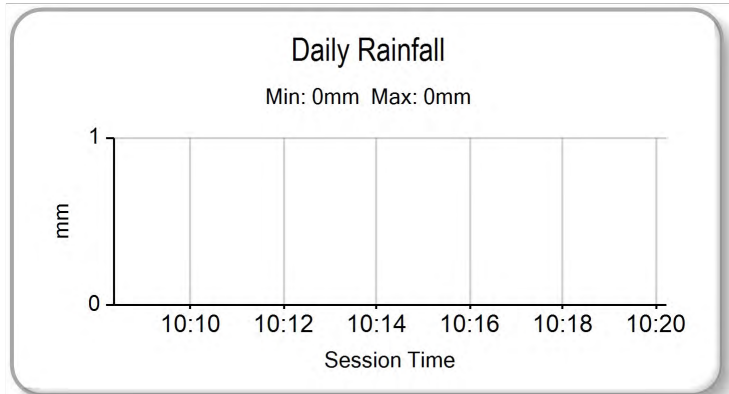
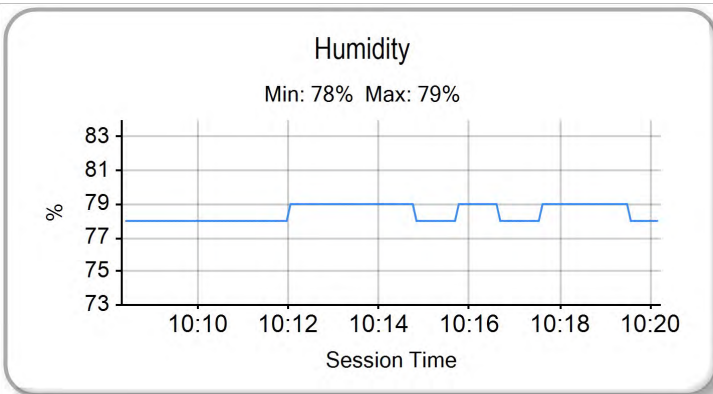
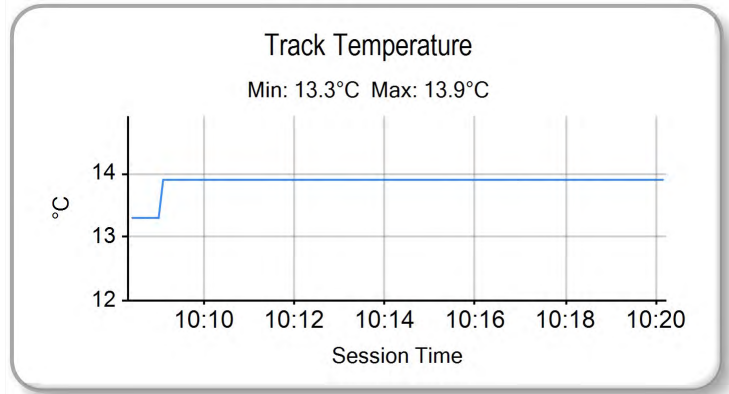
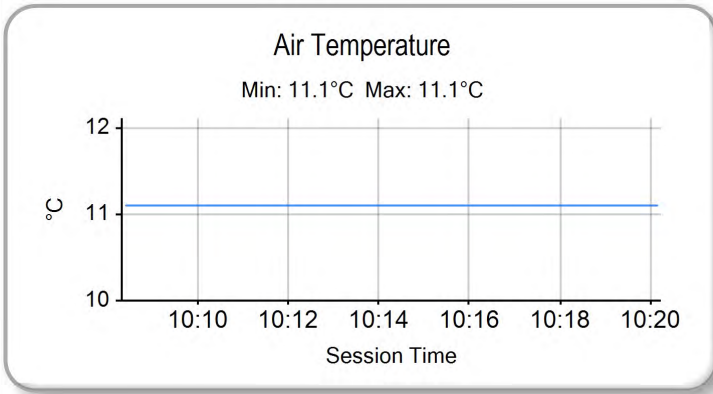
Printed - 10:21 Monday, 01 May 2017

MCRCB BULLETIN TK174

2017 MCE British Superbike Championship - Round 3

2017 HEL Performance British Motostar Championship

WARM-UP - WEATHER CONDITIONS



Weather / Track : Overcast / Wet

Results can be found at www.tsl-timing.com

Oulton Park International
Circuit Length = 2.6920 miles
Start: 10:10 Flag 10:18 End: 10:20

Printed - 10:21 Monday, 01 May 2017



ROW 12			34	64	Asher DURHAM								
ROW 11		1:58.203	33	5	Tom ALEXANDER	1:54.270	31	45	Scott SWANN				
ROW 10	1:52.313	30	16	Connall COURTNEY	1:52.267	29	95	Ross TURNER	1:51.850	28	89	T. Fox MORETON	
ROW 9		1:51.253	27	56	Charlie ATKINS	1:50.646	26	76	Elliot PINSON	1:50.604	25	24	Shane FABER
ROW 8	1:50.375	24	72	Cameron HORSMAN	1:50.253	23	79	Storm STACEY	1:50.073	22	17	Tom CARNE	
ROW 7		1:50.018	21	99	Stephen CAMPBELL	1:49.913	20	19	Victor RODRIGUEZ	1:49.747	19	27	Josh HODGE
ROW 6	1:48.758	18	55	Jack SCOTT	1:48.729	17	20	Joel MARKLUND	1:48.579	16	30	Max COOK	
ROW 5		1:48.509	15	52	Jorel BOERBOOM	1:48.407	14	2	Thomas STRUDWICK	1:48.360	13	23	Sam LLEWELLYN
ROW 4	1:48.238	12	3	Richard KERR	1:47.889	11	54	Sam BURMAN	1:47.853	10	28	Lee HINDLE	
ROW 3		1:47.612	9	25	Mike BROUWERS	1:47.605	8	34	Liam DELVES	1:47.422	7	12	Edward RENDELL
ROW 2	1:47.299	6	44	Edmund BEST	1:46.019	5	35	Elliot LODGE	1:45.914	4	47	Jake ARCHER	
ROW 1		1:45.680	3	6	Taz TAYLOR	1:45.132	2	15	Eugene McMANUS	1:44.690	1	69	Tom BOOTH-AMOS
												Pole	

Oulton Park International
Circuit Length = 2.6920 miles

These results are provisional until the conclusion of any judicial and technical matters.

Race Director :	Stewards :	Timekeeper :
-----------------	------------	--------------

Results can be found at www.britishsuperbike.com

Printed - 10:20 Monday, 01 May 2017





POS	NO	CL	PIC NAME	ENTRY	LAPS	TIME	GAP	DIFF	MPH	BEST	ON
1	69		1 Tom BOOTH-AMOS	KTM - City Lifting RS Racing	11	19:25.233			91.48	1:44.454	10
2	15		2 Eugene McMANUS	KTM - RS Racing / E15 Racing	11	19:28.244	3.011	3.011	91.25	1:44.923	11
3	6		3 Taz TAYLOR	KTM - GA Competition	11	19:28.293	3.060	0.049	91.24	1:45.147	8
4	47		4 Jake ARCHER	KTM - City Lifting / RS Racing	11	19:31.569	6.336	3.276	90.99	1:45.323	6
5	35		5 Elliot LODGE	FTR - Spike Racing / SP125	11	19:31.767	6.534	0.198	90.97	1:45.289	7
6	44		6 Edmund BEST	KTM - SymCirrus Motorsport	11	19:47.753	22.520	15.986	89.75	1:46.841	2
7	3		7 Richard KERR	KTM - North West Racing	11	19:47.965	22.732	0.212	89.73	1:46.633	2
8	25		8 Mike BROUWERS	APG Moto - TEC7-Joma / Brouwersracingteam	11	19:48.066	22.833	0.101	89.72	1:46.689	4
9	12		9 Edward RENDELL	Honda - Banks Racing	11	19:50.257	25.024	2.191	89.56	1:47.103	4
10	79		10 Storm STACEY	Kalex - FPW Racing	11	19:53.996	28.763	3.739	89.28	1:46.931	11
11	52		11 Jorel BOERBOOM	Kalex KTM - Fireplace Warehouse	11	19:54.421	29.188	0.425	89.25	1:46.743	11
12	20		12 Joel MARKLUND	KTM - Marklund Solutions / SP125	11	19:56.922	31.689	2.501	89.06	1:47.303	8
13	64		13 Asher DURHAM	Mahindra - Cresswell Racing	11	19:57.133	31.900	0.211	89.04	1:47.040	11
14	54		14 Sam BURMAN	KTM - TeamWNT / Burman Racing	11	19:58.777	33.544	1.644	88.92	1:47.617	8
15	30	S	1 Max COOK	Honda NSF - Wilson Racing	11	19:59.552	34.319	0.775	88.87	1:47.653	9
16	23		15 Sam LLEWELLYN	KTM - SymCirrus Motorsport	11	20:04.850	39.617	5.298	88.47	1:47.841	7
17	2	S	2 Thomas STRUDWICK	Honda NSF - Case Moto Rapido Moto3	11	20:04.895	39.662	0.045	88.47	1:48.236	5
18	17		16 Tom CARNE	Tigcraft - Neatafan / Tigcraft Racing	11	20:09.659	44.426	4.764	88.12	1:48.743	5
19	55	S	3 Jack SCOTT	Honda NSF - J J Racing	11	20:22.419	57.186	12.760	87.20	1:49.576	7
20	19	S	4 Victor RODRIGUEZ	Honda NSF - GA Competition	11	20:22.815	57.582	0.396	87.17	1:50.084	10
21	72	S	5 Cameron HORSMAN	Honda NSF - Nova / FAB Racing	11	20:25.689	1:00.456	2.874	86.97	1:49.920	9
22	99		17 Stephen CAMPBELL	Honda - Campbell Racing	11	20:25.875	1:00.642	0.186	86.96	1:50.132	9
23	56	S	6 Charlie ATKINS	Honda NSF - Wilson Racing	11	20:29.147	1:03.914	3.272	86.73	1:50.529	9
24	24	S	7 Shane FABER	Honda NSF - SymCirrus Motorsport / Shane Faber I	11	20:29.241	1:04.008	0.094	86.72	1:50.563	4
25	89	S	8 T. Fox MORETON	Honda NSF - Banks Racing / Moto Engineering	11	20:40.485	1:15.252	11.244	85.93	1:51.150	10
26	45	S	9 Scott SWANN	Honda NSF - Swann Racing	11	20:49.336	1:24.103	8.851	85.32	1:52.139	5
26	95	S	10 Ross TURNER	Honda NSF - RedRat Racing	11	20:49.336	1:24.103	0.000	85.32	1:52.146	8
28	48	S	11 Ewan POTTER	Honda NSF -	11	21:19.264	1:54.031	29.928	83.33	1:54.967	3
29	5	S	12 Tom ALEXANDER	Honda NSF - Wilson Racing	10	19:57.029	1 Lap	1 Lap	80.96	1:57.127	9

NOT CLASSIFIED

DNF	34		Liam DELVES	DR-Moto - Stauff Connect Academy / Dr-Moto	10	18:00.826	1 Lap		89.66	1:46.721	4
DNF	27		Josh HODGE	KTM - Team HPR	9	16:47.035	2 Laps	1 Lap	86.61	1:50.589	8

FASTEST LAP

	69		Tom BOOTH-AMOS	KTM - City Lifting RS Racing	10	1:44.454			92.78 mph	149.31 kph	
	30	S	Max COOK	Honda NSF - Wilson Racing	9	1:47.653			90.02 mph	144.87 kph	

Weather / Track : Bright / Dry

These results are provisional until the conclusion of any judicial and technical matters.

Oulton Park International

Circuit Length = 2.6920 miles

Start: 15:13 Flag 15:33 End: 15:35

Race Director :	Stewards :	Timekeeper :
-----------------	------------	--------------

Results can be found at www.britishsuperbike.com

Printed - 15:37 Monday, 01 May 2017



MCRCB BULLETIN TK221

2017 MCE British Superbike Championship - Round 3

2017 HEL Performance British Motostar Championship

RACE 7 - LAP CHART

20	29.309	1:47.446
64	30.192	1:47.100
54	30.849	1:48.193
30	31.402	1:47.817
2	35.223	1:49.121
23	35.932	1:49.060
17	40.345	1:49.689
19	52.536	1:50.084
55	52.623	1:50.450
99	55.285	1:50.381
72	55.377	1:50.346
24	58.349	1:51.150
56	58.425	1:51.057
89	1:08.792	1:51.150
95	1:16.768	1:52.882
45	1:16.983	1:52.853
48	1:43.191	1:55.282

LAP 11 @ 15:33:17.102
NO BEHIND LAP TIME

69		1:45.332
15	3.011	1:44.923
6	3.060	1:45.671
47	6.336	1:45.897
35	6.534	1:45.417
44	22.520	1:47.363
3	22.732	1:47.528
25	22.833	1:47.288
12	25.024	1:48.179
79	28.763	1:46.931
52	29.188	1:46.743
20	31.689	1:47.712
5	1 Lap	2:00.090
64	31.900	1:47.040
54	33.544	1:48.027
30	34.319	1:48.249
23	39.617	1:49.017
2	39.662	1:49.771
17	44.426	1:49.413
55	57.186	1:49.895
19	57.582	1:50.378
72	1:00.456	1:50.411
99	1:00.642	1:50.689
56	1:03.914	1:50.821
24	1:04.008	1:50.991
89	1:15.252	1:51.792
45	1:24.103	1:52.452
95	1:24.103	1:52.667
48	1:54.031	1:56.172

Weather / Track : Bright / Dry

Results can be found at www.tsl-timing.com

Page 2 of 2

Oulton Park International
Circuit Length = 2.6920 miles
Start: 15:13 Flag 15:33 End: 15:35

Printed - 15:39 Monday, 01 May 2017

MCRCB BULLETIN TK222

2017 MCE British Superbike Championship - Round 3

2017 HEL Performance British Motostar Championship

RACE 7 - POSITION CHART

No	Name	Lap												
		Pos	1	2	3	4	5	6	7	8	9	10	11	
3	KERR	1	69	69	69	69	69	69	69	69	69	69	69	69
6	TAYLOR	2	47	15	15	15	15	15	15	6	6	6	15	
12	RENDELL	3	15	47	47	6	6	6	6	15	15	15	6	
15	McMANUS	4	6	6	6	47	47	47	47	47	47	47	47	
17	CARNE	5	35	35	35	35	35	35	35	35	35	35	35	
20	MARKLUND	6	44	44	44	44	44	44	44	44	44	44	44	
23	LLEWELLYN	7	3	3	3	34	34	34	34	34	3	3	3	
25	BROUWERS	8	12	12	34	3	3	3	3	3	25	25	25	
27	HODGE	9	34	34	12	25	25	25	25	25	34	34	12	
34	DELVES	10	25	25	25	12	12	12	12	12	12	12	79	
35	LODGE	11	52	52	52	52	20	79	79	79	79	79	52	
44	BEST	12	54	20	20	20	52	52	52	52	52	52	20	
47	ARCHER	13	20	54	54	54	54	20	20	20	20	20	64	
52	BOERBOOM	14	30	30	30	79	79	54	54	54	54	64	54	
54	BURMAN	15	2	23	79	30	30	30	30	64	64	54	30	
64	DURHAM	16	23	79	64	64	64	64	64	30	30	30	23	
69	BOOTH-AMOS	17	79	2	23	2	2	2	2	2	2	2	2	
79	STACEY	18	19	64	2	23	23	23	23	23	23	23	17	
99	CAMPBELL	19	64	17	17	17	17	17	17	17	17	17	55	
2	STRUDWICK	20	17	19	19	19	19	19	19	19	55	19	19	
5	ALEXANDER	21	55	55	55	55	55	55	55	55	19	55	72	
19	RODRIGUEZ	22	27	27	99	99	99	99	99	99	99	99	99	
24	FABER	23	56	99	27	27	27	27	72	72	72	72	56	
30	COOK	24	99	56	56	24	24	24	27	27	27	24	24	
45	SWANN	25	24	24	24	56	56	72	24	24	24	56	89	
48	POTTER	26	72	72	72	72	72	56	56	56	56	89	45	
55	SCOTT	27	45	89	89	89	89	89	89	89	89	95	95	
56	ATKINS	28	95	95	95	95	95	45	45	45	95	45	48	
72	HORSMAN	29	89	45	45	45	45	95	95	95	45	48		
89	MORETON	30	48	48	48	48	48	48	48	48	48	5		
95	TURNER	31	5	5	5	5	5	5	5	5	5			

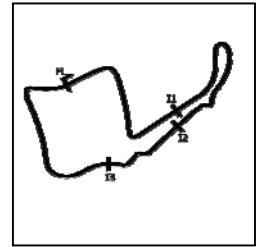
Weather / Track : Bright / Dry

Results can be found at www.tsl-timing.com

Oulton Park International
 Circuit Length = 2.6920 miles
 Start: 15:13 Flag 15:33 End: 15:35

Printed - 15:39 Monday, 01 May 2017

RACE 7 - SECTOR ANALYSIS



SECTOR 1 = FL to I1, SECTOR 2 = I1 to I2 SECTOR 3 = I2 to I3, SECTOR 4 = I3 to FL, DIFF = Difference To Personal Best Lap, P = Crossed Finish Line in Pit Lane, D = Time Disallowed

P1 69		Tom BOOTH-AMOS						KTM - City Lifting RS Racing				
IDEAL LAP TIME : 1:44.334		BEST LAP TIME : 1:44.454			DIFFERENCE : 0.120							
LAP	SECTOR 1	SECTOR 2		SECTOR 3		SECTOR 4		LAP TIME	MPH	DIFF	TIME OF DAY	
1 -		118.9	29.946	96.5	21.091	107.2	29.415	112.9	1:52.037	86.50	7.583	15:15:43.906
2 -	26.555	119.1	29.582	97.1	20.902	108.0	29.315	113.3	1:46.354	91.12	1.900	15:17:30.260
3 -	26.510	118.7	29.429	97.6	20.894	107.3	29.183	113.1	1:46.016	91.41	1.562	15:19:16.276
4 -	26.277	119.6	29.426	98.1	20.773	106.3	29.264	113.9	1:45.740	91.65	1.286	15:21:02.016
5 -	26.291	119.1	29.297	97.8	20.817	107.8	29.067	113.9	1:45.472	91.88	1.018	15:22:47.488
6 -	26.310	118.9	29.158	97.5	20.750	106.8	29.049	113.9	1:45.267	92.06	0.813	15:24:32.755
7 -	26.243	119.6	29.189	97.2	20.615	107.8	29.050	113.9	1:45.097	92.21	0.643	15:26:17.852
8 -	26.292	119.1	29.180	97.6	20.563	107.5	28.848	113.7	1:44.883 (3)	92.40	0.429	15:28:02.735
9 -	26.077	120.0	29.044	98.1	20.552	107.7	28.908	113.9	1:44.581 (2)	92.66	0.127	15:29:47.316
10 -	26.191	119.8	28.916	97.8	20.493	108.2	28.854	113.7	1:44.454 (1)	92.78		15:31:31.770
11 -	26.248	119.8	29.004	97.5	20.697	107.0	29.383	98.1	1:45.332	92.00	0.878	15:33:17.102

P2 15		Eugene McMANUS						KTM - RS Racing / E15 Racing				
IDEAL LAP TIME : 1:44.509		BEST LAP TIME : 1:44.923			DIFFERENCE : 0.414							
LAP	SECTOR 1	SECTOR 2		SECTOR 3		SECTOR 4		LAP TIME	MPH	DIFF	TIME OF DAY	
1 -		123.1	30.148	98.6	21.151	109.4	29.273	115.5	1:52.393	86.22	7.470	15:15:44.262
2 -	26.740	120.6	29.364	97.8	20.841	109.4	29.220	114.5	1:46.165	91.28	1.242	15:17:30.427
3 -	26.389	121.5	29.675	98.2	20.785	108.7	29.188	115.1	1:46.037	91.39	1.114	15:19:16.464
4 -	26.287	121.3	29.473	99.1	20.702	109.1	29.289	115.5	1:45.751	91.64	0.828	15:21:02.215
5 -	26.270	120.9	29.418	99.1	20.859	109.8	28.986	115.3	1:45.533	91.83	0.610	15:22:47.748
6 -	26.397	119.8	29.100	97.8	20.771	109.1	28.964	114.9	1:45.232 (3)	92.09	0.309	15:24:32.980
7 -	26.474	120.4	29.150	98.6	20.884	108.9	28.972	115.3	1:45.480	91.87	0.557	15:26:18.460
8 -	26.505	119.4	29.443	98.9	20.829	109.4	28.783	115.5	1:45.560	91.80	0.637	15:28:04.020
9 -	26.751	120.2	28.895	98.8	20.775	109.4	29.747	114.7	1:46.168	91.28	1.245	15:29:50.188
10 -	26.340	120.6	29.127	98.6	20.722	109.4	28.813	115.1	1:45.002 (2)	92.29	0.079	15:31:35.190
11 -	26.307	121.5	28.930	100.4	20.561	109.2	29.125	114.7	1:44.923 (1)	92.36		15:33:20.113

P3 6		Taz TAYLOR						KTM - GA Competition				
IDEAL LAP TIME : 1:44.743		BEST LAP TIME : 1:45.147			DIFFERENCE : 0.404							
LAP	SECTOR 1	SECTOR 2		SECTOR 3		SECTOR 4		LAP TIME	MPH	DIFF	TIME OF DAY	
1 -		121.1	30.510	98.8	21.168	110.3	29.216	116.5	1:52.624	86.04	7.477	15:15:44.493
2 -	26.632	120.6	29.640	99.1	20.947	111.4	29.083	116.5	1:46.302	91.16	1.155	15:17:30.795
3 -	26.437	122.2	29.639	99.7	20.974	110.9	28.984	117.3	1:46.034	91.39	0.887	15:19:16.829
4 -	26.109	122.9	29.459	99.4	20.712	110.3	29.189	115.7	1:45.469	91.88	0.322	15:21:02.298
5 -	26.253	120.2	29.430	99.5	20.976	110.5	29.022	116.5	1:45.681	91.70	0.534	15:22:47.979
6 -	26.211	119.6	29.289	99.8	20.686	109.2	29.023	115.9	1:45.209 (2)	92.11	0.062	15:24:33.188
7 -	26.323	120.9	29.406	99.4	20.697	110.0	29.082	116.1	1:45.508	91.85	0.361	15:26:18.696
8 -	26.239	119.1	29.267	98.8	20.698	110.0	28.943	115.1	1:45.147 (1)	92.16		15:28:03.843
9 -	26.278	121.5	29.266	98.6	20.540	109.6	29.333	114.9	1:45.417	91.93	0.270	15:29:49.260
10 -	26.112	120.4	29.151	99.2	20.681	110.0	29.287	114.3	1:45.231 (3)	92.09	0.084	15:31:34.491
11 -	26.271	120.6	29.266	99.4	20.777	109.4	29.357	114.7	1:45.671	91.71	0.524	15:33:20.162

P4 47		Jake ARCHER						KTM - City Lifting / RS Racing				
IDEAL LAP TIME : 1:45.172		BEST LAP TIME : 1:45.323			DIFFERENCE : 0.151							
LAP	SECTOR 1	SECTOR 2		SECTOR 3		SECTOR 4		LAP TIME	MPH	DIFF	TIME OF DAY	
1 -		120.2	30.075	98.1	21.096	109.6	29.411	115.5	1:52.198	86.37	6.875	15:15:44.067
2 -	26.987	120.4	29.516	97.9	20.926	110.3	29.138	116.1	1:46.567	90.94	1.244	15:17:30.634
3 -	26.561	122.0	29.506	97.5	20.848	110.0	29.068	117.1	1:45.983	91.44	0.660	15:19:16.617
4 -	26.545	122.9	29.480	98.5	20.891	109.2	29.209	116.1	1:46.125	91.31	0.802	15:21:02.742
5 -	26.336	121.7	29.253	99.1	20.865	111.1	29.132	116.5	1:45.586 (2)	91.78	0.263	15:22:48.328
6 -	26.257	122.2	29.305	98.9	20.793	109.4	28.968	116.5	1:45.323 (1)	92.01		15:24:33.651
7 -	26.439	121.3	29.344	98.6	20.925	109.6	29.108	115.7	1:45.816	91.58	0.493	15:26:19.467
8 -	26.670	120.4	29.463	97.8	21.016	108.9	29.207	115.3	1:46.356	91.12	1.033	15:28:05.823
9 -	26.433	121.7	29.420	97.5	20.891	108.9	29.190	116.1	1:45.934	91.48	0.611	15:29:51.757
10 -	26.520	120.9	29.336	97.3	20.836	109.4	29.092	114.9	1:45.784 (3)	91.61	0.461	15:31:37.541
11 -	26.582	120.6	29.371	98.3	20.694	108.5	29.250	114.5	1:45.897	91.51	0.574	15:33:23.438

Weather / Track : Bright / Dry

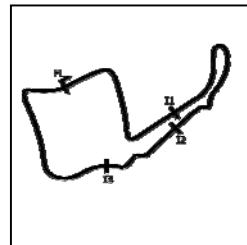
Oulton Park International
Circuit Length = 2.6920 miles
Start: 15:13 Flag 15:33 End: 15:35

MCRCB BULLETIN TK223

2017 MCE British Superbike Championship - Round 3

2017 HEL Performance British Motostar Championship

RACE 7 - SECTOR ANALYSIS



SECTOR 1 = FL to I1, SECTOR 2 = I1 to I2 SECTOR 3 = I2 to I3, SECTOR 4 = I3 to FL, DIFF = Difference To Personal Best Lap, P = Crossed Finish Line in Pit Lane, D = Time Disallowed

P5 35		Elliot LODGE				FTR - Spike Racing / SP125						
IDEAL LAP TIME : 1:44.903		BEST LAP TIME : 1:45.289				DIFFERENCE : 0.386						
LAP	SECTOR 1	SECTOR 2	SECTOR 3	SECTOR 4	LAP TIME	MPH	DIFF	TIME OF DAY				
1 -		120.9	30.446	97.9	21.329	108.9	29.387	114.5	1:53.171	85.63	7.882	15:15:45.040
2 -	26.324	121.3	29.685	98.1	20.998	110.1	29.187	114.5	1:46.194	91.26	0.905	15:17:31.234
3 -	26.108	122.9	30.083	98.2	20.874	108.5	29.240	114.1	1:46.305	91.16	1.016	15:19:17.539
4 -	25.918	122.2	29.553	98.1	20.761	109.6	29.228	115.5	1:45.460 (3)	91.89	0.171	15:21:02.999
5 -	26.224	121.5	29.721	97.6	20.784	109.4	29.263	114.1	1:45.992	91.43	0.703	15:22:48.991
6 -	26.224	119.6	29.240	98.1	20.858	107.5	29.293	113.9	1:45.615	91.76	0.326	15:24:34.606
7 -	26.014	120.4	29.393	97.9	20.740	108.9	29.142	114.7	1:45.289 (1)	92.04		15:26:19.895
8 -	26.318	120.2	29.752	97.1	20.917	108.9	29.201	114.3	1:46.188	91.26	0.899	15:28:06.083
9 -	26.293	121.1	29.611	96.9	20.885	108.5	29.221	114.7	1:46.010	91.41	0.721	15:29:52.093
10 -	26.488	118.7	29.521	97.1	20.718	108.7	29.399	112.2	1:46.126	91.31	0.837	15:31:38.219
11 -	26.432	119.8	29.229	96.9	20.701	108.2	29.055	114.1	1:45.417 (2)	91.93	0.128	15:33:23.636

P6 44		Edmund BEST				KTM - SymCirrus Motorsport						
IDEAL LAP TIME : 1:46.487		BEST LAP TIME : 1:46.841				DIFFERENCE : 0.354						
LAP	SECTOR 1	SECTOR 2	SECTOR 3	SECTOR 4	LAP TIME	MPH	DIFF	TIME OF DAY				
1 -		119.1	30.560	96.1	21.253	107.3	29.654	112.5	1:53.664	85.26	6.823	15:15:45.533
2 -	26.730	118.5	29.847	95.3	21.014	107.7	29.250	112.5	1:46.841 (1)	90.70		15:17:32.374
3 -	26.764	116.7	29.716	95.3	21.105	105.3	29.592	112.2	1:47.177 (3)	90.42	0.336	15:19:19.551
4 -	26.692	117.1	29.602	95.5	21.245	105.0	29.637	111.6	1:47.176 (2)	90.42	0.335	15:21:06.727
5 -	26.628	116.5	29.822	95.4	21.017	105.3	29.832	111.1	1:47.299	90.32	0.458	15:22:54.026
6 -	26.842	115.9	29.705	95.0	21.160	105.0	29.855	110.0	1:47.562	90.09	0.721	15:24:41.588
7 -	26.824	116.9	30.291	94.9	21.072	106.5	29.815	109.8	1:48.002	89.73	1.161	15:26:29.590
8 -	26.960	117.3	29.928	94.5	21.149	105.0	29.819	111.4	1:47.856	89.85	1.015	15:28:17.446
9 -	26.832	116.5	29.873	95.1	21.083	105.3	29.710	112.0	1:47.498	90.15	0.657	15:30:04.944
10 -	26.656	117.1	29.736	95.7	21.119	106.0	29.804	112.0	1:47.315	90.30	0.474	15:31:52.259
11 -	26.834	116.3	29.776	96.2	21.007	104.6	29.746	111.1	1:47.363	90.26	0.522	15:33:39.622

P7 3		Richard KERR				KTM - North West Racing						
IDEAL LAP TIME : 1:46.500		BEST LAP TIME : 1:46.633				DIFFERENCE : 0.133						
LAP	SECTOR 1	SECTOR 2	SECTOR 3	SECTOR 4	LAP TIME	MPH	DIFF	TIME OF DAY				
1 -		119.4	30.822	97.1	21.365	108.2	29.482	112.4	1:53.922	85.06	7.289	15:15:45.791
2 -	26.581	119.1	29.431	96.1	21.071	107.7	29.550	112.7	1:46.633 (1)	90.88		15:17:32.424
3 -	26.720	117.1	29.971	95.8	21.362	105.5	29.652	112.9	1:47.705	89.98	1.072	15:19:20.129
4 -	26.714	118.5	29.565	96.1	21.325	107.0	29.434	113.5	1:47.038 (2)	90.54	0.405	15:21:07.167
5 -	26.722	116.5	29.637	96.2	21.239	107.0	29.678	111.8	1:47.276 (3)	90.33	0.643	15:22:54.443
6 -	26.873	116.9	29.669	95.7	21.268	106.1	29.556	113.7	1:47.366	90.26	0.733	15:24:41.809
7 -	26.721	118.3	30.283	95.1	21.248	105.8	29.639	112.5	1:47.891	89.82	1.258	15:26:29.700
8 -	26.894	116.3	30.379	96.2	21.128	105.6	29.611	113.9	1:48.012	89.72	1.379	15:28:17.712
9 -	26.606	117.1	29.957	96.5	21.152	106.1	29.576	113.5	1:47.291	90.32	0.658	15:30:05.003
10 -	26.627	116.3	29.888	96.4	21.194	106.3	29.594	112.9	1:47.303	90.31	0.670	15:31:52.306
11 -	26.811	116.5	30.076	96.8	21.054	106.3	29.587	112.0	1:47.528	90.12	0.895	15:33:39.834

P8 25		Mike BROUWERS				APG Moto - TEC7-Joma / Brouwersracingteam						
IDEAL LAP TIME : 1:46.187		BEST LAP TIME : 1:46.689				DIFFERENCE : 0.502						
LAP	SECTOR 1	SECTOR 2	SECTOR 3	SECTOR 4	LAP TIME	MPH	DIFF	TIME OF DAY				
1 -		116.5	30.742	93.2	21.694	105.3	29.552	111.1	1:54.615	84.55	7.926	15:15:46.484
2 -	26.711	117.5	29.817	93.5	21.013	105.6	29.498	110.9	1:47.039 (3)	90.53	0.350	15:17:33.523
3 -	26.642	116.1	29.821	92.9	21.109	104.8	29.678	112.0	1:47.250	90.36	0.561	15:19:20.773
4 -	26.482	116.7	29.379	94.2	21.217	106.0	29.611	110.5	1:46.689 (1)	90.83		15:21:07.462
5 -	26.499	117.9	29.740	94.3	21.221	106.3	29.564	110.7	1:47.024 (2)	90.55	0.335	15:22:54.486
6 -	26.926	115.9	29.749	94.7	21.267	104.0	29.640	110.3	1:47.582	90.08	0.893	15:24:42.068
7 -	26.584	118.9	30.219	92.3	21.386	105.5	29.680	108.9	1:47.869	89.84	1.180	15:26:29.937
8 -	26.838	115.7	30.190	92.9	21.610	100.0	29.685	110.1	1:48.323	89.46	1.634	15:28:18.260
9 -	26.535	114.3	29.862	93.4	21.374	104.8	29.364	110.1	1:47.135	90.45	0.446	15:30:05.395
10 -	26.999	112.5	29.593	94.2	21.083	105.3	29.577	110.5	1:47.252	90.36	0.563	15:31:52.647
11 -	26.904	114.3	29.995	94.3	20.962	104.0	29.427	109.8	1:47.288	90.32	0.599	15:33:39.935

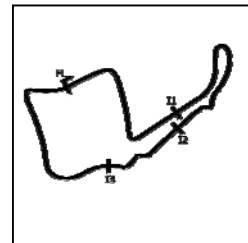
Weather / Track : Bright / Dry

Oulton Park International
Circuit Length = 2.6920 miles
Start: 15:13 Flag 15:33 End: 15:35

2017 MCE British Superbike Championship - Round 3

2017 HEL Performance British Motostar Championship

RACE 7 - SECTOR ANALYSIS



SECTOR 1 = FL to I1, SECTOR 2 = I1 to I2 SECTOR 3 = I2 to I3, SECTOR 4 = I3 to FL, DIFF = Difference To Personal Best Lap, P = Crossed Finish Line in Pit Lane, D = Time Disallowed

P9 12		Edward RENDELL				Honda - Banks Racing						
IDEAL LAP TIME : 1:46.775		BEST LAP TIME : 1:47.103				DIFFERENCE : 0.328						
LAP	SECTOR 1	SECTOR 2		SECTOR 3		SECTOR 4		LAP TIME	MPH	DIFF	TIME OF DAY	
1 -		115.9	30.345	94.5	21.371	104.5	29.692	109.1	1:53.971	85.03	6.868	15:15:45.840
2 -	26.718	116.9	29.799	93.8	21.199	103.7	29.788	108.5	1:47.504	90.14	0.401	15:17:33.344
3 -	26.766	115.3	29.656	92.8	21.136	103.8	29.789	110.1	1:47.347 (3)	90.28	0.244	15:19:20.691
4 -	26.795	115.7	29.587	92.5	21.103	103.5	29.618	109.1	1:47.103 (1)	90.48		15:21:07.794
5 -	27.307	113.3	29.443	93.3	21.191	102.7	29.919	108.5	1:47.860	89.85	0.757	15:22:55.654
6 -	26.891	113.1	29.647	91.8	21.217	101.9	29.997	107.5	1:47.752	89.94	0.649	15:24:43.406
7 -	26.942	112.0	29.757	92.9	21.272	102.2	30.095	106.8	1:48.066	89.67	0.963	15:26:31.472
8 -	27.036	112.7	29.645	92.0	21.200	101.5	29.881	108.0	1:47.762	89.93	0.659	15:28:19.234
9 -	26.908	113.1	29.569	92.5	21.028	102.4	29.837	107.7	1:47.342 (2)	90.28	0.239	15:30:06.576
10 -	26.946	113.1	29.501	92.5	20.996	103.4	29.928	107.8	1:47.371	90.25	0.268	15:31:53.947
11 -	26.950	112.2	29.856	91.5	21.186	101.3	30.187	107.0	1:48.179	89.58	1.076	15:33:42.126

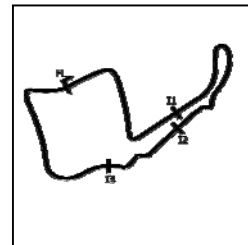
P10 79		Storm STACEY				Kalex - FPW Racing						
IDEAL LAP TIME : 1:46.613		BEST LAP TIME : 1:46.931				DIFFERENCE : 0.318						
LAP	SECTOR 1	SECTOR 2		SECTOR 3		SECTOR 4		LAP TIME	MPH	DIFF	TIME OF DAY	
1 -		121.3	31.977	98.1	21.851	110.0	29.693	115.5	1:56.895	82.90	9.964	15:15:48.764
2 -	27.258	122.0	30.295	98.9	21.341	109.6	29.804	115.9	1:48.698	89.15	1.767	15:17:37.462
3 -	26.674	121.1	29.854	98.6	21.343	109.6	29.772	115.9	1:47.643	90.03	0.712	15:19:25.105
4 -	26.530	120.9	29.812	98.9	21.197	109.4	29.608	117.1	1:47.147 (3)	90.44	0.216	15:21:12.252
5 -	27.134	120.4	30.342	100.0	21.484	110.1	29.950	116.9	1:48.910	88.98	1.979	15:23:01.162
6 -	26.891	113.3	30.545	98.8	21.299	109.4	29.779	114.3	1:48.514	89.30	1.583	15:24:49.676
7 -	26.684	119.8	29.973	98.2	21.265	108.7	29.577	113.9	1:47.499	90.15	0.568	15:26:37.175
8 -	26.596	119.6	29.996	98.3	21.190	108.5	29.639	114.3	1:47.421	90.21	0.490	15:28:24.596
9 -	26.817	119.4	29.877	98.9	21.156	108.4	29.543	113.9	1:47.393	90.24	0.462	15:30:11.989
10 -	26.700	119.6	29.742	98.6	21.099	109.2	29.404	114.1	1:46.945 (2)	90.61	0.014	15:31:58.934
11 -	26.629	119.4	29.961	99.1	20.972	107.0	29.369	114.7	1:46.931 (1)	90.63		15:33:45.865

P11 52		Jorel BOERBOOM				Kalex KTM - Fireplace Warehouse						
IDEAL LAP TIME : 1:46.571		BEST LAP TIME : 1:46.743				DIFFERENCE : 0.172						
LAP	SECTOR 1	SECTOR 2		SECTOR 3		SECTOR 4		LAP TIME	MPH	DIFF	TIME OF DAY	
1 -		120.4	30.854	96.4	21.643	107.5	29.719	113.5	1:55.104	84.19	8.361	15:15:46.973
2 -	26.626	119.4	29.867	96.1	21.283	107.2	29.956	112.5	1:47.732	89.95	0.989	15:17:34.705
3 -	26.693	118.1	29.961	96.1	21.414	105.8	30.105	112.7	1:48.173	89.59	1.430	15:19:22.878
4 -	26.902	117.7	30.164	95.8	21.541	105.6	30.313	111.4	1:48.920	88.97	2.177	15:21:11.798
5 -	27.012	117.5	30.205	95.8	21.588	105.3	30.384	112.5	1:49.189	88.75	2.446	15:23:00.987
6 -	27.056	114.5	30.058	95.4	21.437	105.3	30.254	111.4	1:48.805	89.07	2.062	15:24:49.792
7 -	26.965	118.5	29.824	96.8	21.308	106.8	29.780	112.2	1:47.877	89.83	1.134	15:26:37.669
8 -	26.508	119.1	29.872	95.8	21.461	106.3	29.897	112.9	1:47.738	89.95	0.995	15:28:25.407
9 -	26.488	118.5	29.772	96.6	21.148	106.6	29.635	112.5	1:47.043 (2)	90.53	0.300	15:30:12.450
10 -	26.530	118.7	29.636	96.9	21.220	107.2	29.711	112.4	1:47.097 (3)	90.49	0.354	15:31:59.547
11 -	26.363	118.1	29.808	97.3	21.043	107.0	29.529	112.9	1:46.743 (1)	90.79		15:33:46.290

P12 20		Joel MARKLUND				KTM - Marklund Solutions / SP125						
IDEAL LAP TIME : 1:47.272		BEST LAP TIME : 1:47.303				DIFFERENCE : 0.031						
LAP	SECTOR 1	SECTOR 2		SECTOR 3		SECTOR 4		LAP TIME	MPH	DIFF	TIME OF DAY	
1 -		119.4	30.834	95.8	21.507	107.5	29.673	114.7	1:55.655	83.79	8.352	15:15:47.524
2 -	26.938	117.9	29.789	95.8	21.450	106.3	29.911	113.7	1:48.088	89.66	0.785	15:17:35.612
3 -	26.975	117.3	29.932	94.9	21.388	106.0	29.860	114.1	1:48.155	89.60	0.852	15:19:23.767
4 -	27.034	117.3	29.747	96.4	21.471	105.6	29.877	113.9	1:48.129	89.62	0.826	15:21:11.896
5 -	27.101	118.7	30.332	96.5	21.492	106.1	29.941	112.9	1:48.866	89.02	1.563	15:23:00.762
6 -	27.211	115.9	30.368	96.6	21.440	106.5	30.108	113.9	1:49.127	88.80	1.824	15:24:49.889
7 -	27.311	117.3	29.866	96.2	21.482	105.5	29.744	112.5	1:48.403	89.40	1.100	15:26:38.292
8 -	26.845	117.7	29.625	95.8	21.194	106.8	29.639	113.9	1:47.303 (1)	90.31		15:28:25.595
9 -	27.099	117.3	29.905	95.1	21.342	106.3	29.692	112.7	1:48.038	89.70	0.735	15:30:13.633
10 -	26.915	117.1	29.638	96.4	21.227	106.6	29.666	112.9	1:47.446 (2)	90.19	0.143	15:32:01.079
11 -	26.814	116.9	29.902	94.9	21.248	105.6	29.748	112.9	1:47.712 (3)	89.97	0.409	15:33:48.791

Weather / Track : Bright / Dry

Oulton Park International
Circuit Length = 2.6920 miles
Start: 15:13 Flag 15:33 End: 15:35



SECTOR 1 = FL to I1, SECTOR 2 = I1 to I2 SECTOR 3 = I2 to I3, SECTOR 4 = I3 to FL, DIFF = Difference To Personal Best Lap, P = Crossed Finish Line in Pit Lane, D = Time Disallowed

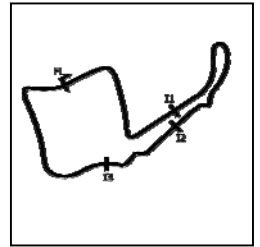
P13 64	Asher DURHAM					Mahindra - Cresswell Racing						
IDEAL LAP TIME : 1:46.839		BEST LAP TIME : 1:47.040			DIFFERENCE : 0.201							
LAP	SECTOR 1	SECTOR 2		SECTOR 3		SECTOR 4		LAP TIME	MPH	DIFF	TIME OF DAY	
1 -	120.2	31.428	96.6	21.697	106.8	30.086	112.5	1:57.910	82.19	10.870	15:15:49.779	
2 -	27.092	119.1	29.883	95.4	21.441	108.5	29.917	113.9	1:48.333	89.45	1.293	15:17:38.112
3 -	26.801	118.7	30.056	97.5	21.448	107.3	30.068	113.9	1:48.373	89.42	1.333	15:19:26.485
4 -	27.114	117.9	29.945	94.7	21.660	104.6	30.217	113.3	1:48.936	88.96	1.896	15:21:15.421
5 -	27.026	117.9	29.973	95.3	21.398	106.3	30.069	113.1	1:48.466	89.34	1.426	15:23:03.887
6 -	27.016	117.9	30.068	96.4	21.439	106.5	29.891	114.3	1:48.414	89.39	1.374	15:24:52.301
7 -	26.928	118.3	29.963	96.8	21.210	107.5	29.766	114.1	1:47.867	89.84	0.827	15:26:40.168
8 -	26.626	119.6	29.798	96.2	21.170	107.5	29.748	113.3	1:47.342 (3)	90.28	0.302	15:28:27.510
9 -	26.828	118.5	29.753	96.9	21.152	107.3	29.619	114.5	1:47.352	90.27	0.312	15:30:14.862
10 -	26.744	120.0	29.652	96.2	21.102	108.0	29.602	113.7	1:47.100 (2)	90.48	0.060	15:32:01.962
11 -	26.636	118.9	29.581	96.5	21.030	107.2	29.793	113.3	1:47.040 (1)	90.53		15:33:49.002

P14 54	Sam BURMAN					KTM - TeamWNT / Burman Racing						
IDEAL LAP TIME : 1:47.373		BEST LAP TIME : 1:47.617			DIFFERENCE : 0.244							
LAP	SECTOR 1	SECTOR 2		SECTOR 3		SECTOR 4		LAP TIME	MPH	DIFF	TIME OF DAY	
1 -	120.4	31.185	98.9	21.804	108.7	29.721	114.9	1:55.458	83.93	7.841	15:15:47.327	
2 -	27.240	120.9	30.020	98.1	21.413	109.1	29.918	115.3	1:48.591	89.24	0.974	15:17:35.918
3 -	26.883	120.2	30.258	96.5	21.364	108.5	29.733	116.7	1:48.238	89.53	0.621	15:19:24.156
4 -	26.861	120.9	29.969	99.4	21.354	108.9	29.736	117.1	1:47.920 (2)	89.80	0.303	15:21:12.076
5 -	27.224	121.1	30.255	99.7	21.497	108.5	30.009	115.7	1:48.985	88.92	1.368	15:23:01.061
6 -	27.463	120.4	30.417	99.2	21.773	108.0	29.683	116.3	1:49.336	88.63	1.719	15:24:50.397
7 -	26.912	121.1	30.165	99.1	21.414	109.2	29.760	116.1	1:48.251	89.52	0.634	15:26:38.648
8 -	26.734	121.3	29.824	98.6	21.470	108.7	29.589	116.3	1:47.617 (1)	90.05		15:28:26.265
9 -	26.870	120.9	29.989	97.6	21.516	109.2	29.786	115.7	1:48.161	89.60	0.544	15:30:14.426
10 -	26.846	120.9	30.514	98.9	21.288	109.4	29.545	115.9	1:48.193	89.57	0.576	15:32:02.619
11 -	26.716	120.6	30.004	98.6	21.371	108.4	29.936	114.7	1:48.027 (3)	89.71	0.410	15:33:50.646

P15 30 S	Max COOK					Honda NSF - Wilson Racing						
IDEAL LAP TIME : 1:47.521		BEST LAP TIME : 1:47.653			DIFFERENCE : 0.132							
LAP	SECTOR 1	SECTOR 2		SECTOR 3		SECTOR 4		LAP TIME	MPH	DIFF	TIME OF DAY	
1 -	115.5	31.335	93.5	21.624	103.7	29.997	110.1	1:56.260	83.35	8.607	15:15:48.129	
2 -	27.173	115.1	30.059	93.0	21.326	103.8	29.877	109.8	1:48.435	89.37	0.782	15:17:36.564
3 -	27.246	113.9	29.979	92.4	21.243	103.4	30.020	110.1	1:48.488	89.33	0.835	15:19:25.052
4 -	27.075	115.9	29.958	93.9	21.274	103.2	29.808	110.0	1:48.115 (3)	89.63	0.462	15:21:13.167
5 -	27.091	114.9	29.845	94.7	21.466	104.0	29.955	111.1	1:48.357	89.43	0.704	15:23:01.524
6 -	27.253	115.5	30.398	94.3	21.677	101.8	29.951	109.1	1:49.279	88.68	1.626	15:24:50.803
7 -	26.912	115.7	30.193	93.2	21.327	104.8	29.877	109.6	1:48.309	89.47	0.656	15:26:39.112
8 -	27.020	114.7	29.929	92.8	21.525	102.6	30.116	110.3	1:48.590	89.24	0.937	15:28:27.702
9 -	27.044	115.1	29.815	93.8	21.161	104.0	29.633	110.5	1:47.653 (1)	90.02		15:30:15.355
10 -	26.912	114.5	29.854	94.3	21.355	102.7	29.696	109.8	1:47.817 (2)	89.88	0.164	15:32:03.172
11 -	27.039	114.1	30.022	93.0	21.299	102.6	29.889	109.4	1:48.249	89.52	0.596	15:33:51.421

P16 23	Sam LLEWELLYN					KTM - SymCIRRUS Motorsport						
IDEAL LAP TIME : 1:47.837		BEST LAP TIME : 1:47.841			DIFFERENCE : 0.004							
LAP	SECTOR 1	SECTOR 2		SECTOR 3		SECTOR 4		LAP TIME	MPH	DIFF	TIME OF DAY	
1 -	117.3	31.984	96.8	21.682	108.5	29.960	114.9	1:56.595	83.11	8.754	15:15:48.464	
2 -	27.251	120.4	30.213	95.8	21.488	106.5	29.968	113.9	1:48.920	88.97	1.079	15:17:37.384
3 -	27.036	120.0	30.290	96.6	21.496	107.5	30.427	114.1	1:49.249	88.70	1.408	15:19:26.633
4 -	26.999	118.7	30.544	96.2	21.531	107.5	30.106	110.9	1:49.180	88.76	1.339	15:21:15.813
5 -	27.359	118.9	30.185	96.0	21.506	107.0	30.035	113.9	1:49.085	88.84	1.244	15:23:04.898
6 -	26.983	118.1	30.125	96.1	21.388	107.3	30.037	114.3	1:48.533 (3)	89.29	0.692	15:24:53.431
7 -	26.776	119.4	29.986	96.6	21.181	107.2	29.898	114.1	1:47.841 (1)	89.86		15:26:41.272
8 -	26.849	119.8	30.135	96.0	21.495	107.3	29.930	114.5	1:48.409 (2)	89.39	0.568	15:28:29.681
9 -	27.162	119.1	30.395	96.2	21.308	106.8	30.096	113.7	1:48.961	88.94	1.120	15:30:18.642
10 -	27.035	118.7	30.339	95.8	21.604	107.5	30.082	113.1	1:49.060	88.86	1.219	15:32:07.702
11 -	26.990	118.1	30.654	96.4	21.479	105.3	29.894	112.2	1:49.017	88.89	1.176	15:33:56.719

2017 MCE British Superbike Championship - Round 3
2017 HEL Performance British Motostar Championship
RACE 7 - SECTOR ANALYSIS



SECTOR 1 = FL to I1, SECTOR 2 = I1 to I2, SECTOR 3 = I2 to I3, SECTOR 4 = I3 to FL, DIFF = Difference To Personal Best Lap, P = Crossed Finish Line in Pit Lane, D = Time Disallowed

P17		2 S		Thomas STRUDWICK				Honda NSF - Case Moto Rapido Moto3				
IDEAL LAP TIME : 1:47.760		BEST LAP TIME : 1:48.236				DIFFERENCE : 0.476						
LAP	SECTOR 1	SECTOR 2	SECTOR 3	SECTOR 4	LAP TIME	MPH	DIFF	TIME OF DAY				
1 -		115.3	31.571	93.3	21.628	104.3	30.013	108.4	1:56.451	83.22	8.215	15:15:48.320
2 -	27.383	114.3	30.488	93.2	21.802	104.2	29.795	110.0	1:49.468	88.53	1.232	15:17:37.788
3 -	26.989	113.9	30.083	94.5	21.929	101.8	30.045	110.0	1:49.046	88.87	0.810	15:19:26.834
4 -	26.986	115.5	29.980	93.9	21.431	101.5	30.461	107.3	1:48.858	89.02	0.622	15:21:15.692
5 -	27.169	114.1	29.784	94.3	21.356	103.2	29.927	107.5	1:48.236 (1)	89.53		15:23:03.928
6 -	27.168	113.7	30.083	93.8	21.430	102.4	29.941	109.6	1:48.622	89.22	0.386	15:24:52.550
7 -	27.017	113.5	30.035	93.7	21.224	102.7	29.978	108.5	1:48.254 (2)	89.52	0.018	15:26:40.804
8 -	26.957	112.9	29.937	93.2	21.376	102.1	30.270	108.4	1:48.540	89.28	0.304	15:28:29.344
9 -	27.113	112.7	30.050	93.0	21.361	101.6	30.004	108.2	1:48.528 (3)	89.29	0.292	15:30:17.872
10 -	27.272	111.4	30.284	93.3	21.377	101.8	30.188	107.0	1:49.121	88.81	0.885	15:32:06.993
11 -	27.234	111.4	30.359	92.8	21.667	100.4	30.511	103.2	1:49.771	88.28	1.535	15:33:56.764

P18		17		Tom CARNE				Tigcraft - Neatafan / Tigcraft Racing				
IDEAL LAP TIME : 1:48.566		BEST LAP TIME : 1:48.743				DIFFERENCE : 0.177						
LAP	SECTOR 1	SECTOR 2	SECTOR 3	SECTOR 4	LAP TIME	MPH	DIFF	TIME OF DAY				
1 -		115.9	31.394	95.3	21.950	105.5	30.297	110.0	1:57.979	82.14	9.236	15:15:49.848
2 -	27.280	115.3	30.384	94.2	21.491	104.8	30.195	109.6	1:49.350	88.62	0.607	15:17:39.198
3 -	27.042	114.1	30.054	93.2	21.669	102.9	30.253	110.3	1:49.018	88.89	0.275	15:19:28.216
4 -	27.163	113.5	30.180	93.0	21.636	102.7	30.365	109.2	1:49.344	88.63	0.601	15:21:17.560
5 -	27.040	114.3	30.007	93.2	21.590	103.0	30.106	109.6	1:48.743 (1)	89.12		15:23:06.303
6 -	27.137	113.1	30.056	93.4	21.513	103.2	30.240	109.8	1:48.946 (3)	88.95	0.203	15:24:55.249
7 -	26.963	112.9	30.102	93.3	21.589	102.1	30.316	108.7	1:48.970	88.93	0.227	15:26:44.219
8 -	27.265	112.7	30.165	93.2	21.508	102.2	30.338	108.9	1:49.276	88.68	0.533	15:28:33.495
9 -	27.125	113.1	30.148	92.9	21.490	102.2	30.168	108.9	1:48.931 (2)	88.96	0.188	15:30:22.426
10 -	27.260	112.9	30.355	93.7	21.808	102.9	30.266	108.7	1:49.689	88.35	0.946	15:32:12.115
11 -	27.260	112.9	30.183	93.2	21.554	101.8	30.416	108.2	1:49.413	88.57	0.670	15:34:01.528

P19		55 S		Jack SCOTT				Honda NSF - J J Racing				
IDEAL LAP TIME : 1:49.252		BEST LAP TIME : 1:49.576				DIFFERENCE : 0.324						
LAP	SECTOR 1	SECTOR 2	SECTOR 3	SECTOR 4	LAP TIME	MPH	DIFF	TIME OF DAY				
1 -		110.9	31.774	91.4	22.051	100.7	30.689	106.5	1:58.389	81.85	8.813	15:15:50.258
2 -	27.602	111.1	30.328	92.1	21.530	101.3	30.254	106.3	1:49.714 (2)	88.33	0.138	15:17:39.972
3 -	27.712	109.4	30.303	92.0	21.752	100.3	30.346	108.0	1:50.113	88.01	0.537	15:19:30.085
4 -	28.075	109.6	30.497	90.0	21.664	100.1	30.824	105.5	1:51.060	87.26	1.484	15:21:21.145
5 -	27.596	112.0	30.419	91.5	21.667	99.2	30.597	105.0	1:50.279	87.87	0.703	15:23:11.424
6 -	27.642	111.2	30.665	92.1	23.638	100.1	30.495	105.5	1:52.440	86.19	2.864	15:25:03.864
7 -	27.632	109.4	30.226	92.0	21.409	99.5	30.309	104.6	1:49.576 (1)	88.44		15:26:53.440
8 -	27.557	111.2	30.635	91.8	21.603	99.8	30.611	106.0	1:50.406	87.77	0.830	15:28:43.846
9 -	27.756	110.9	30.506	91.6	21.472	100.0	30.363	105.3	1:50.097	88.02	0.521	15:30:33.943
10 -	27.512	108.5	30.782	92.1	21.662	100.0	30.494	105.5	1:50.450	87.74	0.874	15:32:24.393
11 -	27.525	111.4	30.788	90.6	21.260	99.2	30.322	104.2	1:49.895 (3)	88.18	0.319	15:34:14.288

P20		19 S		Victor RODRIGUEZ				Honda NSF - GA Competition				
IDEAL LAP TIME : 1:49.183		BEST LAP TIME : 1:50.084				DIFFERENCE : 0.901						
LAP	SECTOR 1	SECTOR 2	SECTOR 3	SECTOR 4	LAP TIME	MPH	DIFF	TIME OF DAY				
1 -		115.1	31.342	92.1	21.816	102.4	30.449	108.5	1:57.482	82.49	7.398	15:15:49.351
2 -	27.605	112.7	30.269	91.6	21.701	102.1	30.557	108.9	1:50.132 (2)	87.99	0.048	15:17:39.483
3 -	27.657	112.7	30.524	90.6	21.712	100.7	30.613	108.0	1:50.506	87.69	0.422	15:19:29.989
4 -	27.907	112.2	30.526	91.6	21.711	100.7	30.890	106.8	1:51.034	87.28	0.950	15:21:21.023
5 -	27.569	112.4	30.443	91.5	21.536	100.7	30.688	106.8	1:50.236 (3)	87.91	0.152	15:23:11.259
6 -	27.772	110.7	30.597	92.0	21.708	100.3	30.930	106.1	1:51.007	87.30	0.923	15:25:02.266
7 -	27.684	111.6	30.537	91.8	21.630	100.1	30.970	104.8	1:50.821	87.45	0.737	15:26:53.087
8 -	27.764	110.5	30.610	91.4	21.635	99.8	30.650	106.5	1:50.659	87.57	0.575	15:28:43.746
9 -	27.751	110.7	30.840	92.6	21.396	102.1	30.489	107.8	1:50.476	87.72	0.392	15:30:34.222
10 -	27.265	113.1	30.658	91.8	21.568	100.6	30.593	106.5	1:50.084 (1)	88.03		15:32:24.306
11 -	27.514	111.4	31.142	89.7	21.200	101.9	30.522	106.3	1:50.378	87.80	0.294	15:34:14.684

Weather / Track : Bright / Dry

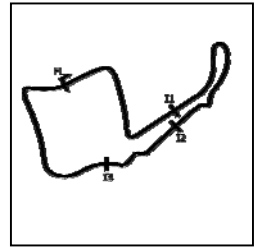
Oulton Park International
Circuit Length = 2.6920 miles
Start: 15:13 Flag 15:33 End: 15:35

MCRCB BULLETIN TK223

2017 MCE British Superbike Championship - Round 3

2017 HEL Performance British Motostar Championship

RACE 7 - SECTOR ANALYSIS



SECTOR 1 = FL to I1, SECTOR 2 = I1 to I2 SECTOR 3 = I2 to I3, SECTOR 4 = I3 to FL, DIFF = Difference To Personal Best Lap, P = Crossed Finish Line in Pit Lane, D = Time Disallowed

P21 72 S		Cameron HORSMAN		Honda NSF - Nova / FAB Racing								
IDEAL LAP TIME : 1:49.664		BEST LAP TIME : 1:49.920		DIFFERENCE : 0.256								
LAP	SECTOR 1	SECTOR 2	SECTOR 3	SECTOR 4	LAP TIME	MPH	DIFF	TIME OF DAY				
1 -	112.5	31.867	90.9	22.327	98.6	30.960	107.2	2:00.284	80.56	10.364	15:15:52.153	
2 -	28.263	112.0	30.819	91.3	21.852	101.5	30.365	106.6	1:51.299	87.07	1.379	15:17:43.452
3 -	27.816	111.6	30.828	89.2	21.954	100.3	30.342	107.8	1:50.940	87.35	1.020	15:19:34.392
4 -	27.903	109.8	30.958	91.8	21.855	99.8	30.330	107.3	1:51.046	87.27	1.126	15:21:25.438
5 -	27.502	111.1	30.860	91.6	22.125	99.7	30.371	107.0	1:50.858	87.42	0.938	15:23:16.296
6 -	27.696	110.1	30.540	91.6	21.738	100.0	30.371	106.8	1:50.345	87.82	0.425	15:25:06.641
7 -	27.566	112.0	30.529	90.4	21.726	98.6	30.377	104.2	1:50.198 (3)	87.94	0.278	15:26:56.839
8 -	27.551	109.4	30.672	90.5	21.591	99.1	30.228	105.6	1:50.042 (2)	88.06	0.122	15:28:46.881
9 -	27.605	109.4	30.364	90.8	21.650	98.9	30.301	106.6	1:49.920 (1)	88.16		15:30:36.801
10 -	27.682	110.7	30.474	91.5	21.650	100.4	30.540	106.6	1:50.346	87.82	0.426	15:32:27.147
11 -	27.581	110.5	30.743	92.0	21.570	98.1	30.517	104.0	1:50.411	87.77	0.491	15:34:17.558

P22 99		Stephen CAMPBELL		Honda - Campbell Racing								
IDEAL LAP TIME : 1:49.774		BEST LAP TIME : 1:50.132		DIFFERENCE : 0.358								
LAP	SECTOR 1	SECTOR 2	SECTOR 3	SECTOR 4	LAP TIME	MPH	DIFF	TIME OF DAY				
1 -	113.7	31.900	91.6	22.745	97.5	30.885	104.8	2:00.064	80.71	9.932	15:15:51.933	
2 -	27.876	110.7	30.533	90.1	21.802	100.3	30.562	106.0	1:50.773	87.48	0.641	15:17:42.706
3 -	27.701	110.3	30.475	91.0	21.897	98.8	30.559	106.5	1:50.632	87.59	0.500	15:19:33.338
4 -	27.742	110.0	30.492	90.6	22.062	98.8	30.755	105.3	1:51.051	87.26	0.919	15:21:24.389
5 -	27.595	110.0	30.446	90.1	21.835	98.8	30.649	104.8	1:50.525	87.68	0.393	15:23:14.914
6 -	27.915	108.7	30.442	90.6	21.898	98.8	30.687	105.1	1:50.942	87.35	0.810	15:25:05.856
7 -	27.566	110.1	30.375	90.4	21.725	98.8	30.638	104.3	1:50.304 (2)	87.85	0.172	15:26:56.160
8 -	27.653	109.8	30.483	90.1	21.714	98.5	30.532	104.8	1:50.382	87.79	0.250	15:28:46.542
9 -	27.448	109.8	30.456	90.4	21.549	98.3	30.679	103.4	1:50.132 (1)	87.99		15:30:36.674
10 -	27.633	109.4	30.455	91.1	21.671	97.5	30.622	104.3	1:50.381 (3)	87.79	0.249	15:32:27.055
11 -	27.593	108.5	30.687	89.9	22.007	98.9	30.402	105.3	1:50.689	87.55	0.557	15:34:17.744

P23 56 S		Charlie ATKINS		Honda NSF - Wilson Racing								
IDEAL LAP TIME : 1:50.013		BEST LAP TIME : 1:50.529		DIFFERENCE : 0.516								
LAP	SECTOR 1	SECTOR 2	SECTOR 3	SECTOR 4	LAP TIME	MPH	DIFF	TIME OF DAY				
1 -	116.5	31.979	95.5	22.467	101.5	30.879	108.4	2:00.017	80.74	9.488	15:15:51.886	
2 -	28.205	115.3	30.617	92.9	21.919	104.8	30.494	110.5	1:51.235	87.12	0.706	15:17:43.121
3 -	27.741	115.1	30.835	93.0	21.876	104.6	30.464	111.8	1:50.916	87.37	0.387	15:19:34.037
4 -	28.160	115.1	30.839	93.8	21.780	105.1	30.390	111.4	1:51.169	87.17	0.640	15:21:25.206
5 -	27.705	114.9	30.695	95.0	21.913	105.3	30.516	111.8	1:50.829	87.44	0.300	15:23:16.035
6 -	28.034	114.9	30.761	94.6	21.890	104.5	30.265	112.0	1:50.950	87.34	0.421	15:25:06.985
7 -	27.669	116.9	30.862	96.1	21.911	105.1	30.352	111.2	1:50.794 (2)	87.47	0.265	15:26:57.779
8 -	27.589	116.1	30.665	94.3	22.151	104.8	30.425	111.4	1:50.830	87.44	0.301	15:28:48.609
9 -	27.775	115.5	30.498	95.4	21.662	105.0	30.594	110.9	1:50.529 (1)	87.68		15:30:39.138
10 -	27.997	114.9	30.497	95.7	21.972	104.5	30.591	108.5	1:51.057	87.26	0.528	15:32:30.195
11 -	27.873	114.7	30.716	95.0	21.664	104.0	30.568	109.1	1:50.821 (3)	87.45	0.292	15:34:21.016

P24 24 S		Shane FABER		Honda NSF - SymCirrus Motorsport / Shane Faber Racing								
IDEAL LAP TIME : 1:50.074		BEST LAP TIME : 1:50.563		DIFFERENCE : 0.489								
LAP	SECTOR 1	SECTOR 2	SECTOR 3	SECTOR 4	LAP TIME	MPH	DIFF	TIME OF DAY				
1 -	113.3	32.070	92.3	22.195	99.1	30.849	108.4	2:00.156	80.65	9.593	15:15:52.025	
2 -	28.270	113.5	30.818	90.3	21.784	102.6	30.378	109.1	1:51.250	87.11	0.687	15:17:43.275
3 -	27.862	112.9	30.672	91.9	21.949	101.9	30.426	110.0	1:50.909	87.38	0.346	15:19:34.184
4 -	27.820	112.0	30.622	90.9	21.816	101.5	30.305	109.4	1:50.563 (1)	87.65		15:21:24.747
5 -	27.726	113.3	30.900	92.0	21.876	101.5	30.354	108.0	1:50.856	87.42	0.293	15:23:15.603
6 -	27.643	114.1	31.015	91.6	21.764	101.5	30.403	107.5	1:50.825 (3)	87.44	0.262	15:25:06.428
7 -	27.904	112.2	30.970	92.4	21.827	102.4	30.262	109.1	1:50.963	87.33	0.400	15:26:57.391
8 -	27.675	113.5	30.820	91.0	21.997	100.9	30.483	107.7	1:50.975	87.32	0.412	15:28:48.366
9 -	27.542	112.4	30.581	91.3	21.817	102.1	30.663	106.3	1:50.603 (2)	87.62	0.040	15:30:38.969
10 -	27.743	111.2	30.725	91.0	21.999	101.0	30.683	106.3	1:51.150	87.19	0.587	15:32:30.119
11 -	27.927	110.7	30.974	92.4	21.689	101.8	30.401	107.3	1:50.991	87.31	0.428	15:34:21.110

Weather / Track : Bright / Dry

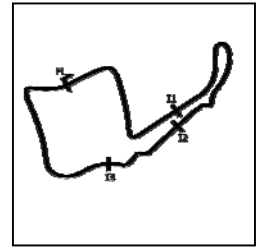
Oulton Park International
Circuit Length = 2.6920 miles
Start: 15:13 Flag 15:33 End: 15:35

MCRCB BULLETIN TK223

2017 MCE British Superbike Championship - Round 3

2017 HEL Performance British Motostar Championship

RACE 7 - SECTOR ANALYSIS



SECTOR 1 = FL to I1, SECTOR 2 = I1 to I2 SECTOR 3 = I2 to I3, SECTOR 4 = I3 to FL, DIFF = Difference To Personal Best Lap, P = Crossed Finish Line in Pit Lane, D = Time Disallowed

P25		89 S		T. Fox MORETON				Honda NSF - Banks Racing / Moto Engineering				
IDEAL LAP TIME : 1:50.910		BEST LAP TIME : 1:51.150				DIFFERENCE : 0.240						
LAP	SECTOR 1	SECTOR 2	SECTOR 3	SECTOR 4	LAP TIME	MPH	DIFF	TIME OF DAY				
1 -		115.7	32.172	94.9	22.402	103.7	31.612	104.6	2:01.897	79.50	10.747	15:15:53.766
2 -	27.898	115.9	30.762	93.8	22.493	101.6	30.555	108.4	1:51.708 (3)	86.75	0.558	15:17:45.474
3 -	27.795	112.9	30.889	93.0	22.240	101.8	30.452	108.5	1:51.376 (2)	87.01	0.226	15:19:36.850
4 -	27.956	112.7	31.069	92.9	22.194	101.6	30.676	107.3	1:51.895	86.61	0.745	15:21:28.745
5 -	28.050	112.2	31.081	92.5	22.290	101.0	30.755	107.3	1:52.176	86.39	1.026	15:23:20.921
6 -	27.978	111.8	31.237	92.4	22.535	99.7	30.771	107.3	1:52.521	86.12	1.371	15:25:13.442
7 -	27.870	112.0	31.189	92.1	22.309	101.2	30.879	107.0	1:52.247	86.33	1.097	15:27:05.689
8 -	27.901	111.4	31.107	92.4	22.186	100.9	30.707	107.0	1:51.901	86.60	0.751	15:28:57.590
9 -	27.965	111.4	31.093	92.1	22.052	101.3	30.712	107.2	1:51.822	86.66	0.672	15:30:49.412
10 -	27.728	111.8	31.002	92.5	22.008	101.8	30.412	107.2	1:51.150 (1)	87.19		15:32:40.562
11 -	27.839	111.6	31.166	92.5	22.208	101.0	30.579	106.8	1:51.792	86.69	0.642	15:34:32.354

P26		45 S		Scott SWANN				Honda NSF - Swann Racing				
IDEAL LAP TIME : 1:51.331		BEST LAP TIME : 1:52.139				DIFFERENCE : 0.808						
LAP	SECTOR 1	SECTOR 2	SECTOR 3	SECTOR 4	LAP TIME	MPH	DIFF	TIME OF DAY				
1 -		110.0	31.803	91.0	22.391	99.5	30.715	106.6	2:00.457	80.45	8.318	15:15:52.326
2 -	28.797	108.2	30.964	90.0	25.070	98.5	30.983	105.0	1:55.814	83.67	3.675	15:17:48.140
3 -	28.004	108.9	31.157	90.0	22.425	96.6	31.008	104.8	1:52.594	86.07	0.455	15:19:40.734
4 -	28.160	108.2	31.113	89.5	22.348	97.8	30.769	105.1	1:52.390 (3)	86.22	0.251	15:21:33.124
5 -	27.867	109.1	31.123	90.1	22.273	97.9	30.876	106.0	1:52.139 (1)	86.42		15:23:25.263
6 -	28.195	110.3	31.581	90.9	22.427	97.8	31.081	103.0	1:53.284	85.54	1.145	15:25:18.547
7 -	27.934	108.0	31.221	88.7	22.289	96.6	30.970	103.5	1:52.414	86.21	0.275	15:27:10.961
8 -	28.037	108.4	31.070	89.7	22.189	97.3	30.990	103.5	1:52.286 (2)	86.30	0.147	15:29:03.247
9 -	28.220	108.0	31.840	89.3	22.002	98.2	30.591	105.5	1:52.653	86.02	0.514	15:30:55.900
10 -	28.346	109.8	31.669	90.4	22.060	99.2	30.778	105.1	1:52.853	85.87	0.714	15:32:48.753
11 -	28.042	110.1	31.743	91.5	21.909	99.4	30.758	103.2	1:52.452	86.18	0.313	15:34:41.205

P27		95 S		Ross TURNER				Honda NSF - RedRat Racing				
IDEAL LAP TIME : 1:51.877		BEST LAP TIME : 1:52.146				DIFFERENCE : 0.269						
LAP	SECTOR 1	SECTOR 2	SECTOR 3	SECTOR 4	LAP TIME	MPH	DIFF	TIME OF DAY				
1 -		114.9	32.100	93.3	22.253	103.0	31.224	107.3	2:01.225	79.94	9.079	15:15:53.094
2 -	28.512	112.7	31.623	92.5	22.341	101.3	31.067	107.7	1:53.543	85.35	1.397	15:17:46.637
3 -	27.996	112.5	31.599	92.6	22.136	101.0	31.064	108.0	1:52.795	85.91	0.649	15:19:39.432
4 -	27.964	112.0	31.449	92.5	22.074	100.7	31.029	107.5	1:52.516	86.13	0.370	15:21:31.948
5 -	28.121	111.4	31.842	92.0	21.980	101.3	31.108	107.7	1:53.051	85.72	0.905	15:23:24.999
6 -	28.298	110.5	31.567	92.3	22.100	100.9	31.804	108.5	1:53.769	85.18	1.623	15:25:18.768
7 -	28.038	112.7	31.263	93.2	22.144	101.2	31.060	104.5	1:52.505 (3)	86.14	0.359	15:27:11.273
8 -	27.819	114.3	31.337	93.5	21.941	101.2	31.049	108.4	1:52.146 (1)	86.41		15:29:03.419
9 -	27.973	111.8	31.469	92.5	21.838	101.0	30.957	107.5	1:52.237 (2)	86.34	0.091	15:30:55.656
10 -	28.406	111.1	31.548	93.2	21.914	101.9	31.014	107.3	1:52.882	85.85	0.736	15:32:48.538
11 -	28.142	111.2	31.685	92.6	21.878	100.7	30.962	110.7	1:52.667	86.01	0.521	15:34:41.205

P28		48 S		Ewan POTTER				Honda NSF -				
IDEAL LAP TIME : 1:54.635		BEST LAP TIME : 1:54.967				DIFFERENCE : 0.332						
LAP	SECTOR 1	SECTOR 2	SECTOR 3	SECTOR 4	LAP TIME	MPH	DIFF	TIME OF DAY				
1 -		114.5	32.432	92.6	22.965	101.2	32.131	105.5	2:03.514	78.46	8.547	15:15:55.383
2 -	28.964	110.1	32.060	91.6	22.847	100.0	31.649	105.5	1:55.520	83.89	0.553	15:17:50.903
3 -	28.510	110.0	31.906	91.0	22.707	99.2	31.844	106.0	1:54.967 (1)	84.29		15:19:45.870
4 -	28.636	110.0	32.100	91.5	22.570	99.7	31.739	105.1	1:55.045 (2)	84.23	0.078	15:21:40.915
5 -	28.510	109.4	32.161	90.8	22.712	98.1	31.940	104.8	1:55.323	84.03	0.356	15:23:36.238
6 -	28.649	108.9	32.269	90.6	23.195	98.3	32.238	105.3	1:56.351	83.29	1.384	15:25:32.589
7 -	28.680	108.7	32.209	91.9	22.774	98.6	32.107	104.3	1:55.770	83.71	0.803	15:27:28.359
8 -	28.616	108.7	32.142	91.0	22.893	99.1	31.954	104.5	1:55.605	83.83	0.638	15:29:23.964
9 -	28.941	108.2	32.098	91.6	22.838	98.6	31.838	104.2	1:55.715	83.75	0.748	15:31:19.679
10 -	28.687	108.2	32.094	91.5	22.713	98.1	31.788	104.5	1:55.282 (3)	84.06	0.315	15:33:14.961
11 -	28.729	109.1	32.510	91.4	22.905	98.2	32.028	103.8	1:56.172	83.42	1.205	15:35:11.133

Weather / Track : Bright / Dry

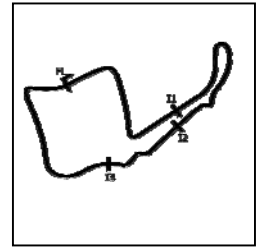
Oulton Park International
Circuit Length = 2.6920 miles
Start: 15:13 Flag 15:33 End: 15:35

MCRCB BULLETIN TK223

2017 MCE British Superbike Championship - Round 3

2017 HEL Performance British Motostar Championship

RACE 7 - SECTOR ANALYSIS



SECTOR 1 = FL to I1, SECTOR 2 = I1 to I2 SECTOR 3 = I2 to I3, SECTOR 4 = I3 to FL, DIFF = Difference To Personal Best Lap, P = Crossed Finish Line in Pit Lane, D = Time Disallowed

P29		5 S		Tom ALEXANDER				Honda NSF - Wilson Racing				
IDEAL LAP TIME : 1:57.127		BEST LAP TIME : 1:57.127				DIFFERENCE : 0.000						
LAP	SECTOR 1	SECTOR 2		SECTOR 3		SECTOR 4		LAP TIME	MPH	DIFF	TIME OF DAY	
1 -		110.0	33.674	91.3	23.273	99.5	32.491	105.8	2:06.306	76.72	9.179	15:15:58.175
2 -	29.594	110.1	33.208	90.3	23.322	98.9	32.833	104.8	1:58.957 (3)	81.46	1.830	15:17:57.132
3 -	29.614	110.5	33.477	90.6	23.562	98.2	32.806	106.0	1:59.459	81.12	2.332	15:19:56.591
4 -	29.840	109.6	33.658	90.5	23.349	99.1	32.902	105.5	1:59.749	80.93	2.622	15:21:56.340
5 -	29.408	110.1	34.020	86.8	23.233	98.5	32.908	105.3	1:59.569	81.05	2.442	15:23:55.909
6 -	29.654	109.2	33.429	91.4	23.180	99.2	32.716	105.6	1:58.979	81.45	1.852	15:25:54.888
7 -	29.052	109.4	33.159	90.6	22.958	98.6	32.477	105.3	1:57.646 (2)	82.37	0.519	15:27:52.534
8 -	29.362	108.7	33.430	88.3	23.786	92.3	32.569	105.0	1:59.147	81.33	2.020	15:29:51.681
9 -	28.983	110.3	33.011	90.6	22.749	99.7	32.384	105.6	1:57.127 (1)	82.74		15:31:48.808
10 -	30.130	96.8	33.990	91.4	23.298	94.9	32.672	105.6	2:00.090	80.70	2.963	15:33:48.898

P30		34		Liam DELVES				DR-Moto - Stauff Connect Academy / Dr-Moto				
IDEAL LAP TIME : 1:46.356		BEST LAP TIME : 1:46.721				DIFFERENCE : 0.365						
LAP	SECTOR 1	SECTOR 2		SECTOR 3		SECTOR 4		LAP TIME	MPH	DIFF	TIME OF DAY	
1 -		118.3	30.662	95.8	21.389	106.5	29.556	112.5	1:54.437	84.68	7.716	15:15:46.306
2 -	26.680	118.7	29.643	95.3	21.035	107.7	29.734	112.0	1:47.092 (3)	90.49	0.371	15:17:33.398
3 -	26.442	117.7	29.534	95.8	21.232	106.3	29.719	113.5	1:46.927 (2)	90.63	0.206	15:19:20.325
4 -	26.405	117.7	29.534	94.2	21.261	105.6	29.521	111.6	1:46.721 (1)	90.80		15:21:07.046
5 -	26.443	118.1	29.630	94.5	21.372	105.8	29.697	112.2	1:47.142	90.45	0.421	15:22:54.188
6 -	26.721	115.9	29.829	94.7	21.240	105.6	29.708	111.4	1:47.498	90.15	0.777	15:24:41.686
7 -	26.761	117.5	29.879	94.1	21.364	105.0	29.944	111.1	1:47.948	89.77	1.227	15:26:29.634
8 -	26.962	117.1	30.101	94.5	21.115	105.6	29.794	112.5	1:47.972	89.75	1.251	15:28:17.606
9 -	26.764	118.5	30.099	95.7	21.430	106.1	29.566	113.3	1:47.859	89.85	1.138	15:30:05.465
10 -	26.950	117.9	29.395	94.5	21.155	106.1	29.730	112.9	1:47.230	90.37	0.509	15:31:52.695

P31		27		Josh HODGE				KTM - Team HPR				
IDEAL LAP TIME : 1:50.292		BEST LAP TIME : 1:50.589				DIFFERENCE : 0.297						
LAP	SECTOR 1	SECTOR 2		SECTOR 3		SECTOR 4		LAP TIME	MPH	DIFF	TIME OF DAY	
1 -		116.1	31.837	93.9	22.272	103.7	30.445	109.2	1:58.832	81.55	8.243	15:15:50.701
2 -	27.560	114.7	30.990	93.0	22.071	102.4	30.591	109.1	1:51.212	87.14	0.623	15:17:41.913
3 -	27.684	112.7	31.194	92.0	22.232	102.4	30.524	110.9	1:51.634	86.81	1.045	15:19:33.547
4 -	27.709	114.7	30.936	93.5	21.832	102.4	30.511	109.2	1:50.988	87.31	0.399	15:21:24.535
5 -	27.750	114.1	30.901	92.6	21.763	102.1	30.469	109.2	1:50.883 (2)	87.40	0.294	15:23:15.418
6 -	27.706	113.9	30.877	93.2	21.827	101.9	30.523	109.2	1:50.933 (3)	87.36	0.344	15:25:06.351
7 -	27.728	113.3	30.965	93.0	21.870	102.4	30.389	108.5	1:50.952	87.34	0.363	15:26:57.303
8 -	27.639	113.3	30.669	92.5	21.833	100.6	30.448	108.0	1:50.589 (1)	87.63		15:28:47.892
9 -	27.471	113.5	30.823	92.1	22.049	100.3	30.669	106.6	1:51.012	87.29	0.423	15:30:38.904

MCRCB BULLETIN TK224**2017 MCE British Superbike Championship - Round 3****2017 HEL Performance British Motostar Championship****RACE 7 - BEST SPEEDS**

POS	INTERMEDIATE 1		INTERMEDIATE 2		INTERMEDIATE 3		FINISH LINE		MPH			
	NO	NAME	MPH	NO	NAME	MPH	NO	NAME				
1	15	McMANUS	123.1	15	McMANUS	100.4	6	TAYLOR	111.4	6	TAYLOR	117.3
2	6	TAYLOR	122.9	79	STACEY	100.0	47	ARCHER	111.1	47	ARCHER	117.1
3	47	ARCHER	122.9	6	TAYLOR	99.8	35	LODGE	110.1	79	STACEY	117.1
4	35	LODGE	122.9	54	BURMAN	99.7	79	STACEY	110.1	54	BURMAN	117.1
5	79	STACEY	122.0	47	ARCHER	99.1	15	McMANUS	109.8	15	McMANUS	115.5
6	54	BURMAN	121.3	35	LODGE	98.2	54	BURMAN	109.4	35	LODGE	115.5
7	52	BOERBOOM	120.4	69	BOOTH-AMOS	98.1	64	DURHAM	108.5	23	LLEWELLYN	114.9
8	23	LLEWELLYN	120.4	64	DURHAM	97.5	23	LLEWELLYN	108.5	20	MARKLUND	114.7
9	64	DURHAM	120.2	52	BOERBOOM	97.3	69	BOOTH-AMOS	108.2	64	DURHAM	114.5
10	69	BOOTH-AMOS	120.0	3	KERR	97.1	3	KERR	108.2	69	BOOTH-AMOS	113.9
11	3	KERR	119.4	23	LLEWELLYN	96.8	44	BEST	107.7	3	KERR	113.9
12	20	MARKLUND	119.4	20	MARKLUND	96.6	34	DELVES	107.7	52	BOERBOOM	113.5
13	44	BEST	119.1	44	BEST	96.2	52	BOERBOOM	107.5	34	DELVES	113.5
14	25	BROUWERS	118.9	56	ATKINS	96.1	20	MARKLUND	107.5	44	BEST	112.5
15	34	DELVES	118.7	34	DELVES	95.8	25	BROUWERS	106.3	25	BROUWERS	112.0
16	12	RENDELL	116.9	17	CARNE	95.3	17	CARNE	105.5	56	ATKINS	112.0
17	56	ATKINS	116.9	89	MORETON	94.9	56	ATKINS	105.3	30	COOK	111.1
18	27	HODGE	116.1	25	BROUWERS	94.7	30	COOK	104.8	27	HODGE	110.9
19	30	COOK	115.9	30	COOK	94.7	12	RENDELL	104.5	95	TURNER	110.7
20	17	CARNE	115.9	12	RENDELL	94.5	2	STRUDWICK	104.3	17	CARNE	110.3
21	89	MORETON	115.9	2	STRUDWICK	94.5	89	MORETON	103.7	12	RENDELL	110.1
22	2	STRUDWICK	115.5	27	HODGE	93.9	27	HODGE	103.7	2	STRUDWICK	110.0
23	19	RODRIGUEZ	115.1	95	TURNER	93.5	95	TURNER	103.0	24	FABER	110.0
24	95	TURNER	114.9	19	RODRIGUEZ	92.6	24	FABER	102.6	19	RODRIGUEZ	108.9
25	48	POTTER	114.5	48	POTTER	92.6	19	RODRIGUEZ	102.4	89	MORETON	108.5
26	24	FABER	114.1	24	FABER	92.4	72	HORSMAN	101.5	55	SCOTT	108.0
27	99	CAMPBELL	113.7	55	SCOTT	92.1	55	SCOTT	101.3	72	HORSMAN	107.8
28	72	HORSMAN	112.5	72	HORSMAN	92.0	48	POTTER	101.2	45	SWANN	106.6
29	55	SCOTT	112.0	99	CAMPBELL	91.6	99	CAMPBELL	100.3	99	CAMPBELL	106.5
30	5	ALEXANDER	110.5	45	SWANN	91.5	5	ALEXANDER	99.7	48	POTTER	106.0
31	45	SWANN	110.3	5	ALEXANDER	91.4	45	SWANN	99.5	5	ALEXANDER	106.0

Weather / Track : Bright / Dry

Results can be found at www.tsl-timing.comOulton Park International
Circuit Length = 2.6920 miles
Start: 15:13 Flag 15:33 End: 15:35

Printed - 15:40 Monday, 01 May 2017

MCRCB BULLETIN TK225**2017 MCE British Superbike Championship - Round 3****2017 HEL Performance British Motostar Championship****RACE 7 - BEST SECTORS**

SECTOR 1			SECTOR 2			SECTOR 3			SECTOR 4			IDEAL / BEST COMPARISON							
POS	NO	NAME	TIME	NO	NAME	TIME	NO	NAME	TIME	NO	NAME	TIME	POS	NO	NAME	IDEAL	BEST	DIFF	
																PERFECT LAP	1:44.089		
1	35	LODGE	25.918	15	McMANUS	28.895	69	BOOTH-A	20.493	15	McMANUS	28.783	1	69	BOOTH-AMOS	1:44.334	1:44.454	0.120	
2	69	BOOTH-A	26.077	69	BOOTH-A	28.916	6	TAYLOR	20.540	69	BOOTH-A	28.848	2	15	McMANUS	1:44.509	1:44.923	0.414	
3	6	TAYLOR	26.109	6	TAYLOR	29.151	15	McMANUS	20.561	6	TAYLOR	28.943	3	6	TAYLOR	1:44.743	1:45.147	0.404	
4	47	ARCHER	26.257	35	LODGE	29.229	47	ARCHER	20.694	47	ARCHER	28.968	4	35	LODGE	1:44.903	1:45.289	0.386	
5	15	McMANUS	26.270	47	ARCHER	29.253	35	LODGE	20.701	35	LODGE	29.055	5	47	ARCHER	1:45.172	1:45.323	0.151	
6	52	BOERBOO	26.363	25	BROUWER	29.379	25	BROUWER	20.962	44	BEST	29.250	6	25	BROUWERS	1:46.187	1:46.689	0.502	
7	34	DELVES	26.405	34	DELVES	29.395	79	STACEY	20.972	25	BROUWER	29.364	7	34	DELVES	1:46.356	1:46.721	0.365	
8	25	BROUWER	26.482	3	KERR	29.431	12	RENDELL	20.996	79	STACEY	29.369	8	44	BEST	1:46.487	1:46.841	0.354	
9	79	STACEY	26.530	12	RENDELL	29.443	44	BEST	21.007	3	KERR	29.434	9	3	KERR	1:46.500	1:46.633	0.133	
10	3	KERR	26.581	64	DURHAM	29.581	64	DURHAM	21.030	34	DELVES	29.521	10	52	BOERBOOM	1:46.571	1:46.743	0.172	
11	64	DURHAM	26.626	44	BEST	29.602	34	DELVES	21.035	52	BOERBOO	29.529	11	79	STACEY	1:46.613	1:46.931	0.318	
12	44	BEST	26.628	20	MARKLUN	29.625	52	BOERBOO	21.043	54	BURMAN	29.545	12	12	RENDELL	1:46.775	1:47.103	0.328	
13	54	BURMAN	26.716	52	BOERBOO	29.636	3	KERR	21.054	64	DURHAM	29.602	13	64	DURHAM	1:46.839	1:47.040	0.201	
14	12	RENDELL	26.718	79	STACEY	29.742	30	COOK	21.161	12	RENDELL	29.618	14	20	MARKLUND	1:47.272	1:47.303	0.031	
15	23	LLEWELL	26.776	2	STRUDWI	29.784	23	LLEWELL	21.181	30	COOK	29.633	15	54	BURMAN	1:47.373	1:47.617	0.244	
16	20	MARKLUN	26.814	30	COOK	29.815	20	MARKLUN	21.194	20	MARKLUN	29.639	16	30	COOK	1:47.521	1:47.653	0.132	
17	30	COOK	26.912	54	BURMAN	29.824	19	RODRIGU	21.200	2	STRUDWI	29.795	17	2	STRUDWICK	1:47.760	1:48.236	0.476	
18	2	STRUDWI	26.957	23	LLEWELL	29.986	2	STRUDWI	21.224	23	LLEWELL	29.894	18	23	LLEWELLYN	1:47.837	1:47.841	0.004	
19	17	CARNE	26.963	17	CARNE	30.007	55	SCOTT	21.260	17	CARNE	30.106	19	17	CARNE	1:48.566	1:48.743	0.177	
20	19	RODRIGU	27.265	55	SCOTT	30.226	54	BURMAN	21.288	72	HORSMAN	30.228	20	19	RODRIGUEZ	1:49.183	1:50.084	0.901	
21	99	CAMPBEL	27.448	19	RODRIGU	30.269	17	CARNE	21.490	55	SCOTT	30.254	21	55	SCOTT	1:49.252	1:49.576	0.324	
22	27	HODGE	27.471	72	HORSMAN	30.364	99	CAMPBEL	21.549	24	FABER	30.262	22	72	HORSMAN	1:49.664	1:49.920	0.256	
23	72	HORSMAN	27.502	99	CAMPBEL	30.375	72	HORSMAN	21.570	56	ATKINS	30.265	23	99	CAMPBELL	1:49.774	1:50.132	0.358	
24	55	SCOTT	27.512	56	ATKINS	30.497	56	ATKINS	21.662	27	HODGE	30.389	24	56	ATKINS	1:50.013	1:50.529	0.516	
25	24	FABER	27.542	24	FABER	30.581	24	FABER	21.689	99	CAMPBEL	30.402	25	24	FABER	1:50.074	1:50.563	0.489	
26	56	ATKINS	27.589	27	HODGE	30.669	27	HODGE	21.763	89	MORETON	30.412	26	27	HODGE	1:50.292	1:50.589	0.297	
27	89	MORETON	27.728	89	MORETON	30.762	95	TURNER	21.838	19	RODRIGU	30.449	27	89	MORETON	1:50.910	1:51.150	0.240	
28	95	TURNER	27.819	45	SWANN	30.964	45	SWANN	21.909	45	SWANN	30.591	28	45	SWANN	1:51.331	1:52.139	0.808	
29	45	SWANN	27.867	95	TURNER	31.263	89	MORETON	22.008	95	TURNER	30.957	29	95	TURNER	1:51.877	1:52.146	0.269	
30	48	POTTER	28.510	48	POTTER	31.906	48	POTTER	22.570	48	POTTER	31.649	30	48	POTTER	1:54.635	1:54.967	0.332	
31	5	ALEXAND	28.983	5	ALEXAND	33.011	5	ALEXAND	22.749	5	ALEXAND	32.384	31	5	ALEXANDER	1:57.127	1:57.127	0.000	

Weather / Track : Bright / Dry

Oulton Park International
Circuit Length = 2.6920 miles
Start: 15:13 Flag 15:33 End: 15:35

Results can be found at www.tsl-timing.com

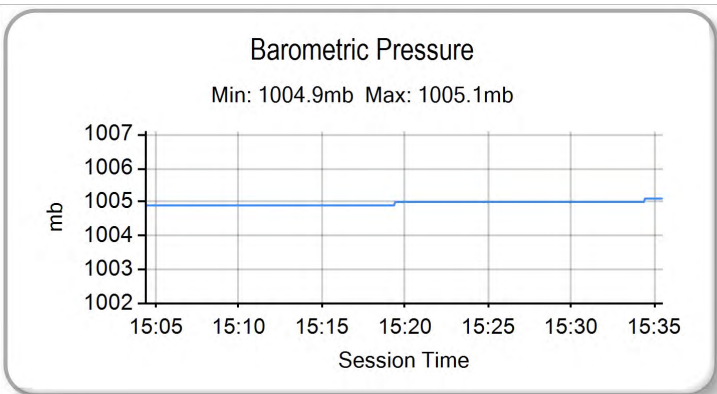
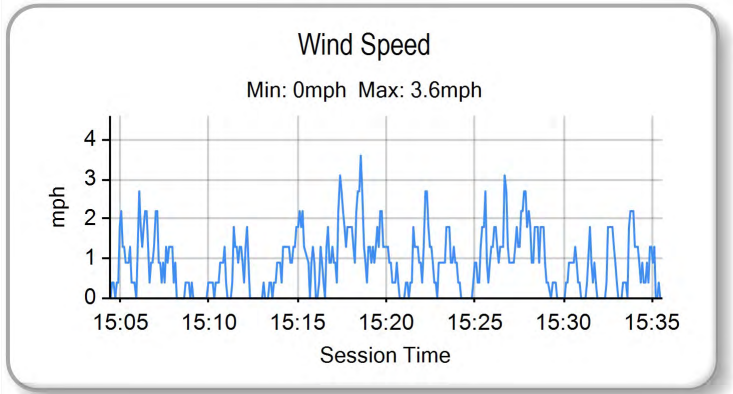
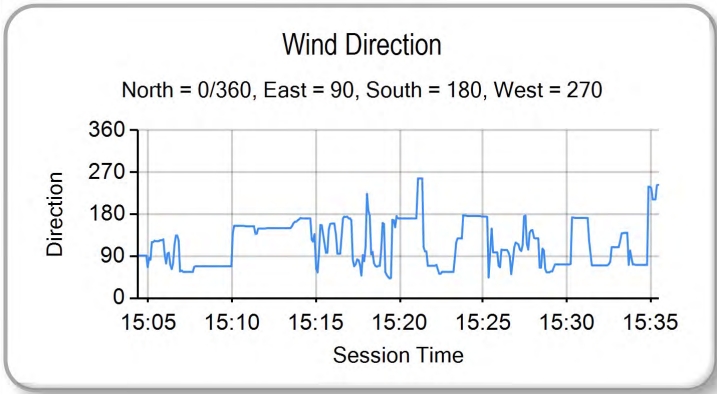
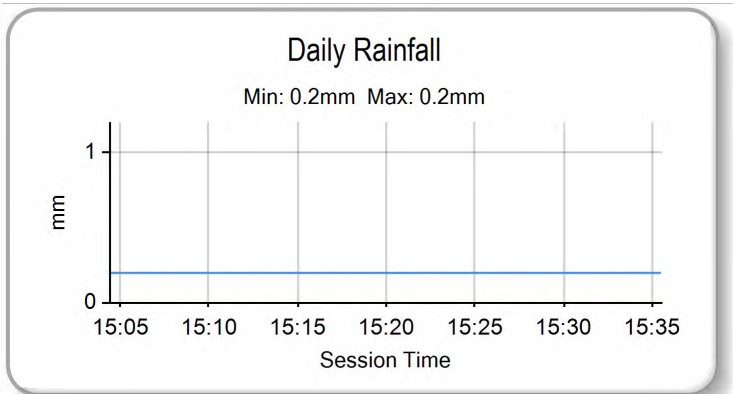
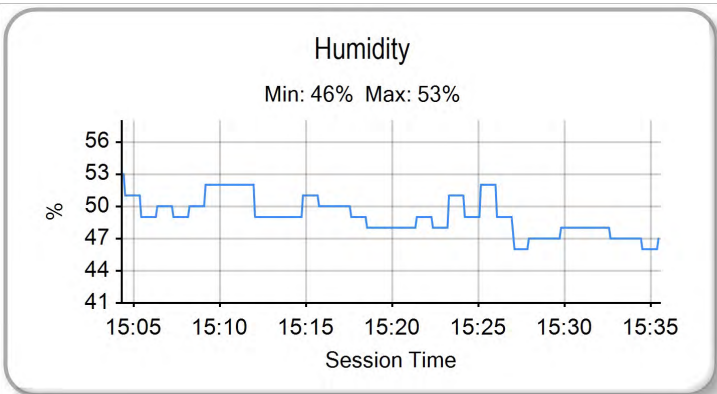
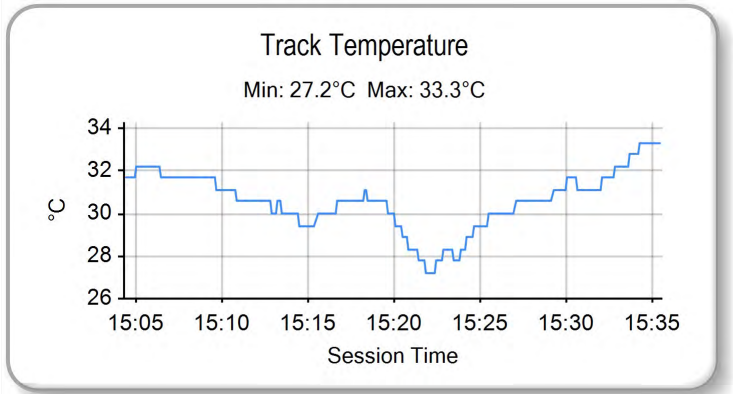
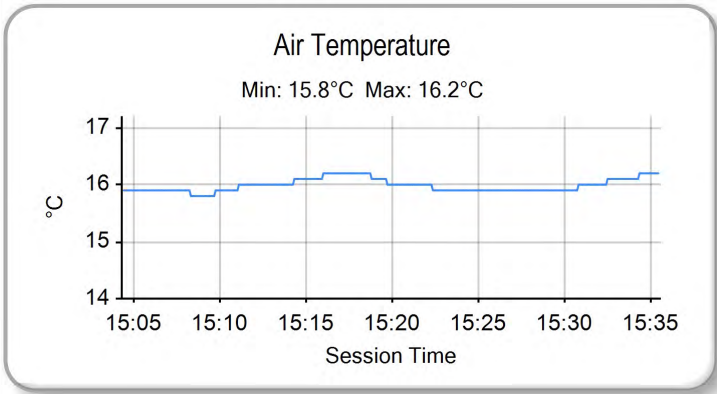
Printed - 15:40 Monday, 01 May 2017

MCRCB BULLETIN TK226

2017 MCE British Superbike Championship - Round 3

2017 HEL Performance British Motostar Championship

RACE 7 - WEATHER CONDITIONS



Weather / Track : Bright / Dry

Results can be found at www.tsl-timing.com

Oulton Park International
Circuit Length = 2.6920 miles
Start: 15:13 Flag 15:33 End: 15:35

Printed - 15:41 Monday, 01 May 2017

MCRCB BULLETIN TK227**2017 HEL Performance British Motostar Championship****MOTO 3 GP POINTS AFTER ROUND 5**

	TOTAL	GAP	DIFF	31st March-2nd April Donington Park	14th-17th April Brands Hatch Indy	29th April-1st May Oulton Park	16th-18th June Knockhill	30th June-2nd July Snetterton	21st-23rd July Brands Hatch GP	4th-6th August Thruxton	18th-20th August Cadwell Park	8th-10th September Silverstone	15th-17th September Oulton Park	29th Sept-1st October Assen
Tom BOOTH-AMOS	100			25	25 25	25								
Jake ARCHER	75	25		11 11	20 20	13								
Eugene McMANUS	65	35	10	16 13	16	20								
Storm STACEY	51	49	14	13 16	16	6								
Richard KERR	42	58	9	20	13	9								
Mike BROUWERS	40	60	2	6 9	10 7	8								
Asher DURHAM	37	63	3	5 8	13 8	3								
Edmund BEST	36	64	1	9 6	11	10								
Elliot LODGE	36	64	0	25		11								
Taz TAYLOR	36	64	0	20		16								
Joel MARKLUND	34	66	2	8 7	9 6	4								
Jorel BOERBOOM	34	66	0	7 10	7 5	5								
Liam DELVES	29	71	5	4 5	11 9									
Stephen CAMPBELL	16	84	13	1 4	8 3									
Sam BURMAN	13	87	3	3	6 2	2								
Tom CARNE	11	89	2	2	5 4									
Sam LLEWELLYN	11	89	0		10	1								
Lee HINDLE	10	90	1	10										
Josh HODGE	8	92	2	3	4 1									
Edward RENDELL	7	93	1			7								

MCRCB BULLETIN TK228

2017 HEL Performance British Motostar Championship MOTO 3 STANDARD POINTS AFTER ROUND 5

	TOTAL	GAP	DIFF	31st March-2nd April Donington Park	14th-17th April Brands Hatch Indy	29th April-1st May Oulton Park	16th-18th June Knockhill	30th June-2nd July Snetterton	21st-23rd July Brands Hatch GP	4th-6th August Thruxton	18th-20th August Cadwell Park	8th-10th September Silverstone	15th-17th September Oulton Park	29th Sept-1st October Assen
Max COOK	125			25 25	25 25	25								
Thomas STRUDWICK	87	38		11 16	20 20	20								
Cameron HORSMAN	69	56	18	16 13	13 16	11								
Victor RODRIGUEZ	69	56	0	20 20	16	13								
Jack SCOTT	61	64	8	10 11	11 13	16								
Shane FABER	53	72	8	13 10	10 11	9								
Scott SWANN	39	86	14	8 9	7 8	7								
T. Fox MORETON	36	89	3	9 6	6 7	8								
Elliot PINSON	26	99	10	7	9 10									
Charlie ATKINS	26	99	0	8	8	10								
Ewan POTTER	25	100	1	7 5	3 5	5								
Ross TURNER	20	105	5	3	4 6	7								
Tom ALEXANDER	15	110	5	6 4	1	4								
Luke HOPKINS	14	111	1		5 9									
Connall COURTNEY	2	123	12		2									