



BRITISH MOTOSTAR CHAMPIONSHIP

Round 10
Oulton Park International
15th – 17th September 2017



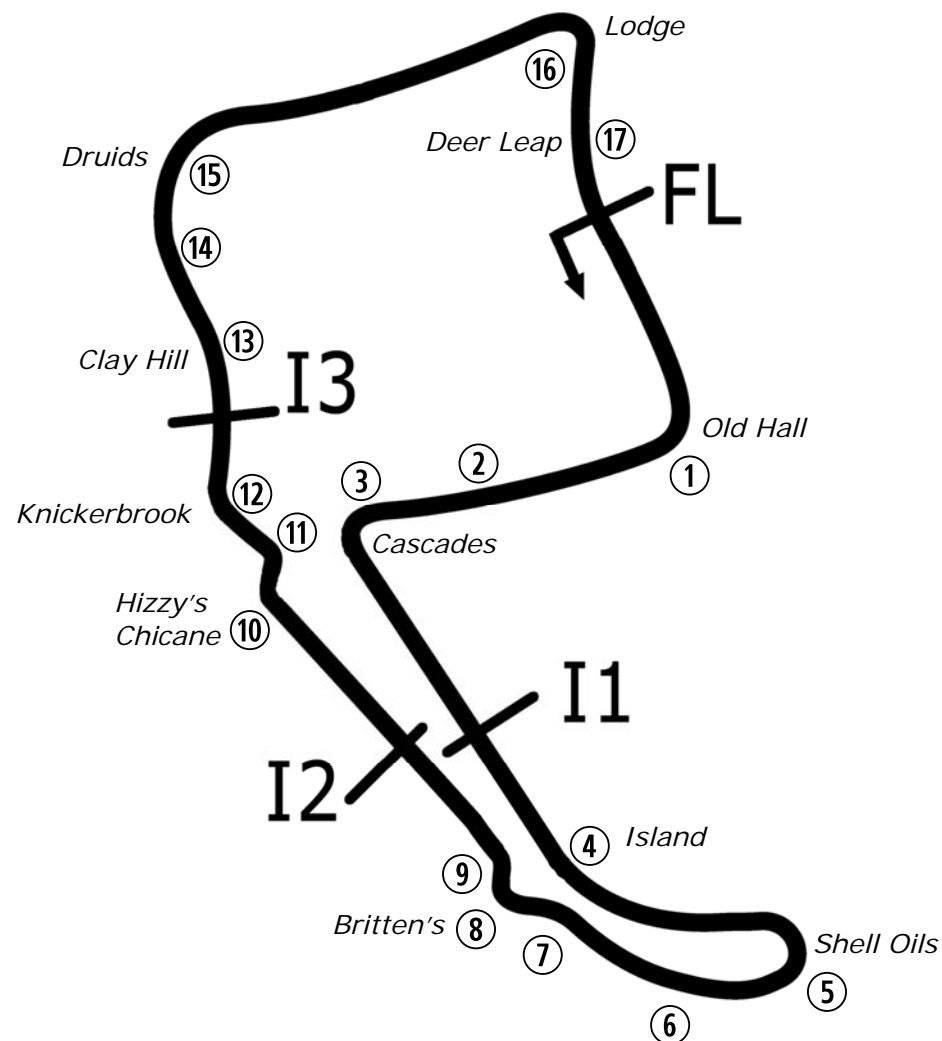
Results Provided by Timing Solutions Ltd
www.tsl-timing.com

Oulton Park International

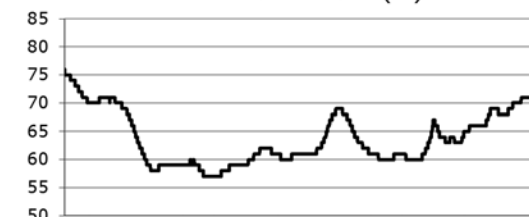


SPORTS TIMING

TIMING SOLUTIONS LTD



Circuit Altitude (m)



Length	2.6920 miles	4332.4 m	
FL		53.17997 N	2.61294 W
I1	1163m	53.17248 N	2.61631 W
I2	2295m	53.17253 N	2.61748 W
I3	3066m	53.17830 N	2.62040 W
Pit Entry	4314m	53.18011 N	2.61306 W
Pit Exit	180m after FL	53.17836 N	2.61232 W
Pit Entry–Pit Exit 199m, 11.9s @60kph, 8.9s @80kph			

Lap Records		Best Sector Information							
		Sector 1 (FL - I1)	I1 Trap (mph)	Sector 2 (I1 - I2)	I2 Trap (mph)	Sector 3 (I2 - I3)	I3 Trap (mph)	Sector 4 (I3 - FL)	FL Trap (mph)
Superbike	1:34.483	23.068	160.5	26.468	125.6	18.359	140.6	25.687	152.8
Supersport	1:37.360	23.916	147.4	27.213	116.9	19.020	130.0	26.550	141.6
Superstock 1000	1:36.778	23.742	157.5	27.138	123.5	18.832	136.3	26.475	148.5
Superstock 600	1:39.578	24.532	142.4	27.928	113.3	19.553	125.9	27.205	133.6
Motostar	1:44.044	25.708	124.5	28.818	100.6	20.324	112.0	28.712	118.1
F1 Sidecar	1:41.979	24.776	136.1	28.823	107.7	20.020	120.2	27.811	126.8
Ducati Cup	1:40.283	24.792	142.1	28.293	114.3	19.497	126.6	27.475	134.2
KTM BJ Cup	1:58.123	29.098	106.6	32.731	84.7	23.121	94.2	32.593	99.2

MCRCB BULLETIN TK016

2017 MCE British Superbike Championship - Round 10

2017 HEL Performance British Motostar Championship

FREE PRACTICE 1 - CLASSIFICATION



POS	NO	CL	PIC NAME	ENTRY	TIME	ON	LAPS	GAP	DIFF	MPH
1	69		1 Tom BOOTH-AMOS	KTM - City Lifting RS Racing	1:48.134	5	6			89.62
2	15		2 Eugene McMANUS	KTM - RS Racing / E15 Racing	1:48.232	7	8	0.098	0.098	89.54
3	47		3 Jake ARCHER	KTM - City Lifting RS Racing	1:48.813	9	9	0.679	0.581	89.06
4	12		4 Edward RENDELL	KTM - Banks Racing	1:49.254	4	4	1.120	0.441	88.70
5	3		5 Richard KERR	KTM - North West Racing	1:50.536	9	9	2.402	1.282	87.67
6	79		6 Storm STACEY	Kalex - FPW Racing	1:51.193	8	8	3.059	0.657	87.15
7	17		7 Tom CARNE	Tigcraft - Neatafan / Tigcraft Racing	1:51.424	8	8	3.290	0.231	86.97
8	64		8 Asher DURHAM	Mahindra - Microlise Cresswell Racing	1:51.788	6	6	3.654	0.364	86.69
9	35		9 Elliot LODGE	FTR - Spike Racing / SP125	1:52.357	7	7	4.223	0.569	86.25
10	19	S	1 Victor RODRIGUEZ	Honda NSF - GA Competition	1:52.877	10	11	4.743	0.520	85.85
11	34		10 Liam DELVES	DR-Moto - Stauff Connect Academy / Dr-Moto	1:53.349	11	11	5.215	0.472	85.49
12	52		11 Jorel BOERBOOM	Kalex KTM - Fireplace Warehouse	1:53.508	6	7	5.374	0.159	85.37
13	25		12 Mike BROUWERS	KTM - TEC7-Joma / Brouwersracingteam	1:53.579	9	9	5.445	0.071	85.32
14	44		13 Edmund BEST	KTM - SymCirrus Motorsport	1:54.634	4	7	6.500	1.055	84.54
15	95	S	2 Ross TURNER	Honda NSF - RedRat Racing	1:54.912	8	10	6.778	0.278	84.33
16	55	S	3 Jack SCOTT	Honda NSF - J J Racing	1:55.254	6	6	7.120	0.342	84.08
17	99		14 Stephen CAMPBELL	Honda - Campbell Racing	1:55.419	9	10	7.285	0.165	83.96
18	20		15 Joel MARKLUND	KTM - Marklund Solutions / SP125	1:55.699	5	5	7.565	0.280	83.76
19	54		16 Sam BURMAN	KTM - TeamWNT / Burman Racing	1:55.840	10	10	7.706	0.141	83.66
20	27		17 Josh HODGE	KTM - Team HPR	1:55.912	10	10	7.778	0.072	83.60
21	13	S	4 Jacob CLARK	Honda NSF - Wilson Racing	1:56.662	8	8	8.528	0.750	83.07
22	45	S	5 Scott SWANN	Honda NSF - Swann Racing	1:56.719	7	7	8.585	0.057	83.03
23	24	S	6 Shane FABER	Honda NSF - SymCirrus Motorsport / Shane Faber Racing	1:56.811	7	8	8.677	0.092	82.96
24	30	S	7 Max COOK	Honda NSF - Wilson Racing	1:56.851	6	6	8.717	0.040	82.93
25	2	S	8 Thomas STRUDWICK	Honda NSF - Case Moto Rapido Moto3	1:56.909	4	5	8.775	0.058	82.89
26	26	S	9 Scott OGDEN	Honda NSF - Cresswell Racing	1:57.624	10	10	9.490	0.715	82.39
27	23		18 Sam LLEWELLYN	KTM - SymCirrus Motorsport	1:58.023	5	7	9.889	0.399	82.11

QUALIFYING LAPTIME (110.0% of 1:48.134) = 1:58.947

28	56	S	10 Charlie ATKINS	Honda NSF - Wilson Racing	2:01.241	6	7	13.107	3.218	79.93
29	50		19 Aditya BEHAL	Honda NSF - Microlise Cresswell Racing	2:08.176	2	2	20.042	6.935	75.60
30	89	S	11 T. Fox MORETON	Honda NSF - Banks Racing / Moto Engineering			2			

Weather / Track : Sunny / Drying

These results are provisional until the conclusion of any judicial and technical matters.

Oulton Park International
Circuit Length = 2.6920 miles
Start: 11:10 Flag 11:30 End: 11:32

Race Director :	Stewards :	Timekeeper :
-----------------	------------	--------------

Results can be found at www.britishsuperbike.com

Printed - 11:32 Friday, 15 September 2017

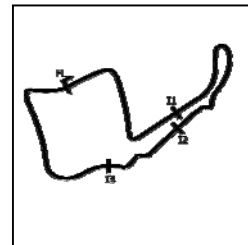


MCRCB BULLETIN TK017

2017 MCE British Superbike Championship - Round 10

2017 HEL Performance British Motostar Championship

FREE PRACTICE 1 - SECTOR ANALYSIS



SECTOR 1 = FL to I1, SECTOR 2 = I1 to I2 SECTOR 3 = I2 to I3, SECTOR 4 = I3 to FL, DIFF = Difference To Personal Best Lap, P = Crossed Finish Line in Pit Lane, D = Time Disallowed

P1 69		Tom BOOTH-AMOS				KTM - City Lifting RS Racing			
IDEAL LAP TIME : 1:47.926		BEST LAP TIME : 1:48.134				DIFFERENCE : 0.208			
LAP	SECTOR 1	SECTOR 2	SECTOR 3	SECTOR 4	LAP TIME	MPH	DIFF	TIME OF DAY	
1 -	OUTLAP	117.5	32.049	95.4	22.972	105.3	31.193	112.5	11:21:34.039
2 -	28.829	119.1	30.879	96.1	21.992	106.8	30.855	113.3	1:52.555 86.10 4.421 11:23:26.594
3 -	28.178	118.7	30.051	95.5	21.440	107.3	30.413	112.9	1:50.082 88.03 1.948 11:25:16.676
4 -	27.605	119.8	29.865	95.7	21.402	106.8	30.007	113.5	1:48.879 (3) 89.00 0.745 11:27:05.555
5 -	27.410	120.6	29.760	96.6	21.273	106.8	29.691	114.3	1:48.134 (1) 89.62 11:28:53.689
6 -	27.342	119.6	29.621	96.6	22.004	106.5	29.690	114.1	1:48.657 (2) 89.19 0.523 11:30:42.346

P2 15		Eugene McMANUS				KTM - RS Racing / E15 Racing			
IDEAL LAP TIME : 1:47.948		BEST LAP TIME : 1:48.232				DIFFERENCE : 0.284			
LAP	SECTOR 1	SECTOR 2	SECTOR 3	SECTOR 4	LAP TIME	MPH	DIFF	TIME OF DAY	
1 -	OUTLAP	116.9	33.801	95.7	23.725	104.2	32.915	111.4	11:17:36.139
2 -	29.604	118.5	32.078	96.4	22.538	107.2	31.319	113.1	1:55.539 83.87 7.307 11:19:31.678
3 -	28.263	120.2	30.886	96.9	22.039	107.8	30.977	113.3	1:52.165 86.40 3.933 11:21:23.843
4 -	27.618	120.6	30.739	96.8	21.872	107.5	30.665	114.5	1:50.894 87.39 2.662 11:23:14.737
5 -	27.433	120.2	30.351	96.8	21.668	107.2	30.268	114.3	1:49.720 (3) 88.32 1.488 11:25:04.457
6 -	27.025	121.5	30.201	96.5	21.398	107.2	30.018	114.9	1:48.642 (2) 89.20 0.410 11:26:53.099
7 -	26.879	122.2	29.979	96.8	21.444	107.5	29.930	115.1	1:48.232 (1) 89.54 11:28:41.331
8 -	26.641	122.0	30.544	93.4	22.061	108.0	31.519	108.9	1:50.765 87.49 2.533 11:30:32.096

P3 47		Jake ARCHER				KTM - City Lifting RS Racing			
IDEAL LAP TIME : 1:48.813		BEST LAP TIME : 1:48.813				DIFFERENCE : 0.000			
LAP	SECTOR 1	SECTOR 2	SECTOR 3	SECTOR 4	LAP TIME	MPH	DIFF	TIME OF DAY	
1 -	OUTLAP	114.5	32.163	93.9	23.683	100.9	34.110	111.1	11:16:10.455
2 -	30.283	118.3	31.407	96.6	22.947	107.5	32.032	113.3	1:56.669 83.06 7.856 11:18:07.124
3 -	29.134	118.3	30.668	97.6	22.360	108.2	31.352	113.3	1:53.514 85.37 4.701 11:20:00.638
4 -	28.543	120.9	30.921	96.9	22.241	107.5	30.987	114.1	1:52.692 85.99 3.879 11:21:53.330
5 -	28.468	119.6	30.565	97.6	22.126	107.5	30.676	114.9	1:51.835 86.65 3.022 11:23:45.165
6 -	28.367	120.4	30.873	97.8	21.971	108.4	31.200	114.5	1:52.411 86.21 3.598 11:25:37.576
7 -	28.315	120.4	30.146	97.6	22.015	108.2	30.253	114.7	1:50.729 (2) 87.52 1.916 11:27:28.305
8 -	28.046	120.6	30.704	96.9	22.164	107.3	30.436	114.3	1:51.350 (3) 87.03 2.537 11:29:19.655
9 -	27.626	119.1	29.950	97.1	21.500	108.4	29.737	114.9	1:48.813 (1) 89.06 11:31:08.468

P4 12		Edward RENDELL				KTM - Banks Racing			
IDEAL LAP TIME : 1:49.254		BEST LAP TIME : 1:49.254				DIFFERENCE : 0.000			
LAP	SECTOR 1	SECTOR 2	SECTOR 3	SECTOR 4	LAP TIME	MPH	DIFF	TIME OF DAY	
1 -	OUTLAP	108.0	33.110	87.6	24.167	82.1	IN PIT		P 11:12:37.953
2 -	OUTLAP	112.7	32.019	88.7	22.832	101.8	32.240	108.5	14:36.909 11.05 12:47.655 11:27:14.862
3 -	29.084	115.1	30.393	92.3	22.067	103.2	30.800	109.8	1:52.344 (2) 86.26 3.090 11:29:07.206
4 -	27.689	115.3	29.699	92.6	21.511	104.2	30.355	110.5	1:49.254 (1) 88.70 11:30:56.460

P5 3		Richard KERR				KTM - North West Racing			
IDEAL LAP TIME : 1:50.116		BEST LAP TIME : 1:50.536				DIFFERENCE : 0.420			
LAP	SECTOR 1	SECTOR 2	SECTOR 3	SECTOR 4	LAP TIME	MPH	DIFF	TIME OF DAY	
1 -	OUTLAP	114.7	34.192	93.3	24.636	102.9	32.952	109.6	11:12:08.437
2 -	29.862	115.5	33.405	89.4	24.423	100.4	IN PIT		2:04.791 P 77.66 14.255 11:14:13.228
3 -	OUTLAP	114.7	32.362	93.5	23.424	104.3	31.824	112.5	5:04.409 31.83 3:13.873 11:19:17.637
4 -	28.898	117.3	31.589	93.2	22.715	104.6	31.003	112.7	1:54.205 84.85 3.669 11:21:11.842
5 -	28.423	117.3	31.009	95.0	22.362	105.1	30.988	112.9	1:52.782 85.92 2.246 11:23:04.624
6 -	28.331	117.1	31.307	94.3	22.638	105.0	30.922	112.7	1:53.198 85.61 2.662 11:24:57.822
7 -	28.378	116.9	30.388	95.1	22.048	105.5	30.706	111.6	1:51.520 (3) 86.90 0.984 11:26:49.342
8 -	27.757	117.9	30.424	95.0	21.992	105.8	30.390	112.9	1:50.563 (2) 87.65 0.027 11:28:39.905
9 -	27.929	117.5	30.636	95.0	21.788	106.6	30.183	113.5	1:50.536 (1) 87.67 11:30:30.441

Weather / Track : Sunny / Drying

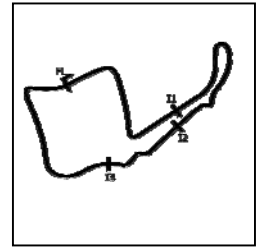
Oulton Park International
Circuit Length = 2.6920 miles
Start: 11:10 Flag 11:30 End: 11:32

MCRCB BULLETIN TK017

2017 MCE British Superbike Championship - Round 10

2017 HEL Performance British Motostar Championship

FREE PRACTICE 1 - SECTOR ANALYSIS



SECTOR 1 = FL to I1, SECTOR 2 = I1 to I2 SECTOR 3 = I2 to I3, SECTOR 4 = I3 to FL, DIFF = Difference To Personal Best Lap, P = Crossed Finish Line in Pit Lane, D = Time Disallowed

P6 79		Storm STACEY						Kalex - FPW Racing					
IDEAL LAP TIME : 1:50.729		BEST LAP TIME : 1:51.193						DIFFERENCE : 0.464					
LAP	SECTOR 1	SECTOR 2		SECTOR 3		SECTOR 4		LAP TIME	MPH	DIFF	TIME OF DAY		
1 -	OUTLAP	113.1	35.091	86.8	24.867	104.8	IN PIT		P		11:12:18.118		
2 -	OUTLAP	117.1	33.595	88.5	23.979	106.0	32.421	112.4	4:52.202	33.16	3:01.009	11:17:10.320	
3 -	30.587	117.9	32.447	94.1	22.827	107.2	31.786	111.6	1:57.647	82.37	6.454	11:19:07.967	
4 -	29.369	118.7	32.047	94.7	22.489	107.5	30.880	114.1	1:54.785	(3)	84.43	3.592	11:21:02.752
5 -	29.355	111.8	32.432	87.7	23.190	104.2	IN PIT		2:05.346	P	77.31	14.153	11:23:08.098
6 -	OUTLAP	118.7	31.441	97.1	22.298	107.7	30.564	113.7	4:29.864	35.91	2:38.671	11:27:37.962	
7 -	28.417	119.1	30.890	96.8	22.010	108.0	30.876	114.1	1:52.193	(2)	86.38	1.000	11:29:30.155
8 -	27.945	119.4	30.486	97.5	21.734	107.3	31.028	114.1	1:51.193	(1)	87.15		11:31:21.348

P7 17		Tom CARNE						Tigcraft - Neatafan / Tigcraft Racing					
IDEAL LAP TIME : 1:51.424		BEST LAP TIME : 1:51.424						DIFFERENCE : 0.000					
LAP	SECTOR 1	SECTOR 2		SECTOR 3		SECTOR 4		LAP TIME	MPH	DIFF	TIME OF DAY		
1 -	OUTLAP	104.6	36.093	83.0	25.568	94.2	IN PIT		P		11:12:20.408		
2 -	OUTLAP	110.7	32.883	91.9	23.487	100.1	33.479	108.2	6:17.112	25.69	4:25.688	11:18:37.520	
3 -	30.788	111.6	32.211	92.8	22.465	100.6	33.311	109.4	1:58.775	81.59	7.351	11:20:36.295	
4 -	29.940	112.4	31.444	92.6	22.591	101.2	32.467	109.2	1:56.442	83.22	5.018	11:22:32.737	
5 -	29.333	113.3	31.022	93.0	22.468	102.4	32.085	109.6	1:54.908	84.33	3.484	11:24:27.645	
6 -	28.828	114.1	30.757	93.7	22.431	102.1	31.543	110.5	1:53.559	(3)	85.34	2.135	11:26:21.204
7 -	28.553	115.1	30.639	93.2	22.190	103.0	30.887	110.1	1:52.269	(2)	86.32	0.845	11:28:13.473
8 -	28.276	115.1	30.339	93.2	22.019	102.9	30.790	110.5	1:51.424	(1)	86.97		11:30:04.897

P8 64		Asher DURHAM						Mahindra - Microlise Cresswell Racing					
IDEAL LAP TIME : 1:51.754		BEST LAP TIME : 1:51.788						DIFFERENCE : 0.034					
LAP	SECTOR 1	SECTOR 2		SECTOR 3		SECTOR 4		LAP TIME	MPH	DIFF	TIME OF DAY		
1 -	OUTLAP	113.7	35.346	89.9	24.105	104.6	32.985	105.3				11:12:15.804	
2 -	30.874	100.7	32.940	87.8	24.696	89.5	IN PIT		2:08.371	P	75.49	16.583	11:14:24.175
3 -	OUTLAP	82.5	33.227	94.3	23.109	106.0	31.660	109.8	10:10.470	15.87	8:18.682	11:24:34.645	
4 -	28.676	118.1	31.256	94.6	22.420	106.1	30.933	111.2	1:53.285	(3)	85.54	1.497	11:26:27.930
5 -	28.361	117.7	30.855	94.7	22.150	106.8	30.702	111.2	1:52.068	(2)	86.47	0.280	11:28:19.998
6 -	28.308	117.7	30.747	95.1	21.997	106.3	30.736	112.7	1:51.788	(1)	86.69		11:30:11.786

P9 35		Elliot LODGE						FTR - Spike Racing / SP125					
IDEAL LAP TIME : 1:52.357		BEST LAP TIME : 1:52.357						DIFFERENCE : 0.000					
LAP	SECTOR 1	SECTOR 2		SECTOR 3		SECTOR 4		LAP TIME	MPH	DIFF	TIME OF DAY		
1 -	OUTLAP	109.8	34.520	93.8	24.669	101.2	34.318	107.3				11:14:25.685	
2 -	30.453	116.7	32.788	94.2	23.862	104.5	IN PIT		2:05.480	P	77.23	13.123	11:16:31.165
3 -	OUTLAP	114.9	33.188	94.1	23.429	104.5	32.954	110.1	7:37.294	21.19	5:44.937	11:24:08.459	
4 -	29.407	118.3	32.194	96.0	23.057	105.6	31.840	112.7	1:56.498	(3)	83.18	4.141	11:26:04.957
5 -	28.724	118.1	31.518	94.6	22.773	105.8	31.222	112.0	1:54.237	(2)	84.83	1.880	11:27:59.194
6 -	30.079	99.5	34.491	90.3	22.932	106.1	31.073	113.3	1:58.575	81.73	6.218	11:29:57.769	
7 -	28.275	118.5	30.865	96.1	22.345	106.3	30.872	113.7	1:52.357	(1)	86.25		11:31:50.126

P10 19 S		Victor RODRIGUEZ						Honda NSF - GA Competition					
IDEAL LAP TIME : 1:52.393		BEST LAP TIME : 1:52.877						DIFFERENCE : 0.484					
LAP	SECTOR 1	SECTOR 2		SECTOR 3		SECTOR 4		LAP TIME	MPH	DIFF	TIME OF DAY		
1 -	OUTLAP	104.2	33.916	86.9	24.258	100.1	32.556	106.6				11:12:10.063	
2 -	29.953	110.9	31.840	90.3	23.473	96.4	33.353	106.3	1:58.619	81.70	5.742	11:14:08.682	
3 -	29.707	110.1	31.352	91.1	23.155	99.8	32.488	107.0	1:56.702	83.04	3.825	11:16:05.384	
4 -	29.368	112.2	31.311	90.4	22.706	99.8	32.369	106.6	1:55.754	83.72	2.877	11:18:01.138	
5 -	28.899	112.0	31.273	90.0	22.441	100.9	32.328	106.5	1:54.941	84.31	2.064	11:19:56.079	
6 -	28.853	112.0	30.998	91.8	22.349	100.9	31.792	108.0	1:53.992	85.01	1.115	11:21:50.071	
7 -	28.556	112.5	30.648	92.5	22.496	100.9	31.922	107.3	1:53.622	85.29	0.745	11:23:43.693	
8 -	28.515	112.7	30.655	91.5	22.813	101.8	32.397	109.6	1:54.380	84.72	1.503	11:25:38.073	
9 -	28.627	113.7	30.764	91.0	22.474	101.0	31.364	107.7	1:53.229	(3)	85.59	0.352	11:27:31.302
10 -	28.513	113.9	30.817	90.8	22.040	101.8	31.507	108.7	1:52.877	(1)	85.85		11:29:24.179
11 -	28.341	113.7	30.815	89.0	22.329	101.9	31.477	108.5	1:52.962	(2)	85.79	0.085	11:31:17.141

Weather / Track : Sunny / Drying

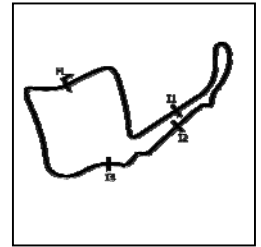
Oulton Park International
Circuit Length = 2.6920 miles
Start: 11:10 Flag 11:30 End: 11:32

MCRCB BULLETIN TK017

2017 MCE British Superbike Championship - Round 10

2017 HEL Performance British Motostar Championship

FREE PRACTICE 1 - SECTOR ANALYSIS



SECTOR 1 = FL to I1, SECTOR 2 = I1 to I2 SECTOR 3 = I2 to I3, SECTOR 4 = I3 to FL, DIFF = Difference To Personal Best Lap, P = Crossed Finish Line in Pit Lane, D = Time Disallowed

P11 34		Liam DELVES						DR-Moto - Stauff Connect Academy / Dr-Moto			
IDEAL LAP TIME : 1:53.349		BEST LAP TIME : 1:53.349						DIFFERENCE : 0.000			
LAP	SECTOR 1	SECTOR 2		SECTOR 3		SECTOR 4		LAP TIME	MPH	DIFF	TIME OF DAY
1 -	OUTLAP	114.1	35.104	92.3	24.386	103.4	42.041	95.8			11:12:25.685
2 -	30.671	113.7	32.201	93.9	23.406	103.7	33.659	109.8	1:59.937	80.80	6.588 11:14:25.622
3 -	29.532	115.9	32.262	94.1	23.442	103.5	32.962	110.9	1:58.198	81.99	4.849 11:16:23.820
4 -	29.470	116.3	31.734	92.5	23.287	104.3	32.384	110.9	1:56.875	82.92	3.526 11:18:20.695
5 -	29.430	114.5	31.669	93.5	22.917	103.2	32.036	111.2	1:56.052	83.50	2.703 11:20:16.747
6 -	28.762	116.1	31.580	93.0	23.081	103.5	31.994	111.4	1:55.417	83.96	2.068 11:22:12.164
7 -	28.978	115.7	32.308	89.1	23.862	100.4	33.099	111.2	1:58.247	81.95	4.898 11:24:10.411
8 -	28.781	116.7	31.295	94.7	22.806	105.8	31.967	111.8	1:54.849 (3)	84.38	1.500 11:26:05.260
9 -	28.623	117.7	31.503	93.8	22.810	105.3	31.335	111.6	1:54.271 (2)	84.80	0.922 11:27:59.531
10 -	29.373	103.4	32.380	91.4	23.191	102.9	31.836	111.1	1:56.780	82.98	3.431 11:29:56.311
11 -	28.537	115.1	30.992	93.5	22.511	104.0	31.309	111.1	1:53.349 (1)	85.49	11:31:49.660

P12 52		Jorel BOERBOOM						Kalex KTM - Fireplace Warehouse			
IDEAL LAP TIME : 1:53.101		BEST LAP TIME : 1:53.508						DIFFERENCE : 0.407			
LAP	SECTOR 1	SECTOR 2		SECTOR 3		SECTOR 4		LAP TIME	MPH	DIFF	TIME OF DAY
1 -	OUTLAP	111.4	35.908	89.9	25.176	103.5	IN PIT			P	11:12:16.410
2 -	OUTLAP	97.1	35.552	91.9	24.774	103.2	33.941	107.8	8:08.150	19.85	6:14.642 11:20:24.560
3 -	30.349	115.9	32.892	93.2	23.414	103.5	32.662	111.4	1:59.317	81.22	5.809 11:22:23.877
4 -	29.496	114.5	31.991	93.9	22.999	105.1	32.216	111.8	1:56.702 (3)	83.04	3.194 11:24:20.579
5 -	28.872	117.1	31.708	94.5	22.570	105.1	31.894	112.0	1:55.044 (2)	84.23	1.536 11:26:15.623
6 -	28.456	117.5	31.095	94.2	22.660	105.3	31.297	112.2	1:53.508 (1)	85.37	11:28:09.131
7 -	28.139	117.7	32.938	63.9	30.621	65.9	IN PIT		2:17.993 P	70.23	24.485 11:30:27.124

P13 25		Mike BROUWERS						KTM - TEC7-Joma / Brouwersracingteam			
IDEAL LAP TIME : 1:53.358		BEST LAP TIME : 1:53.579						DIFFERENCE : 0.221			
LAP	SECTOR 1	SECTOR 2		SECTOR 3		SECTOR 4		LAP TIME	MPH	DIFF	TIME OF DAY
1 -	OUTLAP	101.3	36.598	86.7	25.186	97.6	34.082	105.6			11:12:19.570
2 -	31.085	111.2	34.788	85.7	24.477	95.3	33.571	107.7			11:14:23.491
3 -	30.129	111.2	33.554	85.4	24.256	99.2	IN PIT		2:05.740 P	77.07	12.161 11:16:29.231
4 -	OUTLAP	111.4	33.849	85.4	23.958	99.5	33.577	107.5	5:17.425	30.53	3:23.846 11:21:46.656
5 -	29.791	113.1	32.456	90.1	23.423	100.4	32.266	108.2	1:57.936	82.17	4.357 11:23:44.592
6 -	28.835	113.3	31.664	91.3	22.822	100.6	31.559	108.2	1:54.880	84.36	1.301 11:25:39.472
7 -	28.503	114.9	31.143	90.9	23.428	101.5	31.495	107.8	1:54.569 (3)	84.58	0.990 11:27:34.041
8 -	28.526	113.7	31.311	90.5	22.713	100.9	31.279	108.0	1:53.829 (2)	85.13	0.250 11:29:27.870
9 -	28.518	112.9	31.345	91.3	22.433	101.5	31.283	108.2	1:53.579 (1)	85.32	11:31:21.449

P14 44		Edmund BEST						KTM - SymCirrus Motorsport			
IDEAL LAP TIME : 1:53.793		BEST LAP TIME : 1:54.634						DIFFERENCE : 0.841			
LAP	SECTOR 1	SECTOR 2		SECTOR 3		SECTOR 4		LAP TIME	MPH	DIFF	TIME OF DAY
1 -	OUTLAP	113.9	35.233	92.1	24.096	104.2	32.789	108.7			11:12:16.558
2 -	29.757	115.5	33.349	93.2	22.748	103.7	31.995	109.6	1:57.849	82.23	3.215 11:14:14.407
3 -	28.929	114.9	32.252	93.2	22.639	103.5	31.360	108.5	1:55.180 (3)	84.14	0.546 11:16:09.587
4 -	28.797	116.9	31.593	92.6	22.533	103.8	31.711	110.0	1:54.634 (1)	84.54	11:18:04.221
5 -	29.094	115.3	32.011	92.6	22.611	103.4	31.786	110.3	1:55.502	83.90	0.868 11:19:59.723
6 -	28.871	116.5	32.071	94.1	22.524	104.3	31.333	111.4	1:54.799 (2)	84.41	0.165 11:21:54.522
7 -	28.343	116.9	32.414	91.6	23.050	101.6	IN PIT		2:01.855 P	79.53	7.221 11:23:56.377

P15 95 S		Ross TURNER						Honda NSF - RedRat Racing			
IDEAL LAP TIME : 1:54.631		BEST LAP TIME : 1:54.912						DIFFERENCE : 0.281			
LAP	SECTOR 1	SECTOR 2		SECTOR 3		SECTOR 4		LAP TIME	MPH	DIFF	TIME OF DAY
1 -	OUTLAP	109.2	35.364	89.5	25.192	96.8	34.453	105.0			11:13:35.662
2 -	30.941	112.5	34.010	90.4	23.938	100.1	33.532	107.0	2:02.421	79.16	7.509 11:15:38.083
3 -	30.305	112.0	33.191	91.9	23.785	97.5	33.319	105.5	2:00.600	80.35	5.688 11:17:38.683
4 -	29.707	111.8	32.496	91.4	23.236	101.0	32.861	106.8	1:58.300	81.92	3.388 11:19:36.983
5 -	30.010	113.5	33.290	91.8	24.375	99.5	32.195	107.5	1:59.870	80.84	4.958 11:21:36.853

Weather / Track : Sunny / Drying

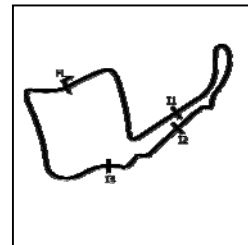
Oulton Park International
Circuit Length = 2.6920 miles
Start: 11:10 Flag 11:30 End: 11:32

MCRCB BULLETIN TK017

2017 MCE British Superbike Championship - Round 10

2017 HEL Performance British Motostar Championship

FREE PRACTICE 1 - SECTOR ANALYSIS



SECTOR 1 = FL to I1, SECTOR 2 = I1 to I2 SECTOR 3 = I2 to I3, SECTOR 4 = I3 to FL, DIFF = Difference To Personal Best Lap, P = Crossed Finish Line in Pit Lane, D = Time Disallowed

6 -	29.306	111.2	32.293	91.3	23.159	100.1	32.037	107.5	1:56.795	82.97	1.883	11:23:33.648
7 -	29.153	111.6	32.097	91.3	22.887	100.4	31.781	107.2	1:55.918 (3)	83.60	1.006	11:25:29.566
8 -	28.578	112.4	31.917	91.3	22.613	101.6	31.804	107.3	1:54.912 (1)	84.33		11:27:24.478
9 -	29.238	112.5	32.667	90.8	22.852	101.2	31.802	106.3	1:56.559	83.14	1.647	11:29:21.037
10 -	28.762	112.4	31.695	90.8	22.577	100.6	31.955	107.5	1:54.989 (2)	84.28	0.077	11:31:16.026

P16	55 S	Jack SCOTT					Honda NSF - J J Racing						
IDEAL LAP TIME : 1:55.254			BEST LAP TIME : 1:55.254			DIFFERENCE : 0.000							
LAP	SECTOR 1	SECTOR 2	SECTOR 3	SECTOR 4	LAP TIME	MPH	DIFF	TIME OF DAY					
1 -	OUTLAP	102.7	36.472	86.7	25.241	96.8	IN PIT	P	11:12:24.978				
2 -	OUTLAP	102.7	34.550	87.3	24.093	97.1	33.355	103.7	3:13.675	50.03	1:18.421	11:15:38.653	
3 -	30.590	108.4	32.775	89.3	23.423	98.5	33.298	103.5	2:00.086 (2)	80.70	4.832	11:17:38.739	
4 -	29.913	110.1	32.693	88.1	23.218	98.6	IN PIT	P	2:04.746	77.68	9.492	11:19:43.485	
5 -	OUTLAP	108.7	33.137	89.0	22.979	98.3	31.820	104.6	8:26.991	19.11	6:31.737	11:28:10.476	
6 -	29.445	109.2	31.397	89.5	22.811	97.8	31.601	106.0	1:55.254 (1)	84.08		11:30:05.730	

P17	99	Stephen CAMPBELL					Honda - Campbell Racing						
IDEAL LAP TIME : 1:55.254			BEST LAP TIME : 1:55.419			DIFFERENCE : 0.165							
LAP	SECTOR 1	SECTOR 2	SECTOR 3	SECTOR 4	LAP TIME	MPH	DIFF	TIME OF DAY					
1 -	OUTLAP	105.5	36.296	87.4	24.181	98.5	33.626	104.0				11:12:19.866	
2 -	30.892	110.0	34.143	88.1	23.609	98.6	32.693	105.0	2:01.337	79.87	5.918	11:14:21.203	
3 -	29.928	109.6	32.736	89.7	23.222	99.7	32.346	105.6	1:58.232	81.96	2.813	11:16:19.435	
4 -	29.682	110.5	32.404	89.3	23.038	99.1	32.289	105.5	1:57.413	82.54	1.994	11:18:16.848	
5 -	29.568	110.5	32.727	89.5	23.079	98.6	32.041	106.0	1:57.415	82.53	1.996	11:20:14.263	
6 -	29.523	111.2	32.163	89.4	23.118	98.5	31.952	106.3	1:56.756 (3)	83.00	1.337	11:22:11.019	
7 -	29.689	110.3	31.917	90.1	23.129	99.8	32.259	105.6	1:56.994	82.83	1.575	11:24:08.013	
8 -	29.248	110.1	31.991	89.4	22.806	99.7	31.551	106.8	1:55.596 (2)	83.83	0.177	11:26:03.609	
9 -	28.980	110.9	32.044	89.2	22.844	98.6	31.551	106.1	1:55.419 (1)	83.96		11:27:59.028	
10 -	29.629	106.8	33.940	88.3	23.410	96.6	IN PIT	P	2:04.726	77.70	9.307	11:30:03.754	

P18	20	Joel MARKLUND					KTM - Marklund Solutions / SP125						
IDEAL LAP TIME : 1:55.699			BEST LAP TIME : 1:55.699			DIFFERENCE : 0.000							
LAP	SECTOR 1	SECTOR 2	SECTOR 3	SECTOR 4	LAP TIME	MPH	DIFF	TIME OF DAY					
1 -	OUTLAP	108.9	33.832	93.7	23.625	105.0	32.615	112.0				11:14:22.341	
2 -	29.575	114.1	32.656	94.6	23.285	105.1	32.082	111.8	1:57.598 (2)	82.41	1.899	11:16:19.939	
3 -	29.950	115.3	32.659	93.7	23.690	104.6	IN PIT	P	2:06.627	76.53	10.928	11:18:26.566	
4 -	OUTLAP	114.5	32.740	93.2	23.431	104.8	31.987	112.0	10:25.963	15.48	8:30.264	11:28:52.529	
5 -	29.313	116.3	31.690	94.1	22.978	104.8	31.718	112.7	1:55.699 (1)	83.76		11:30:48.228	

P19	54	Sam BURMAN					KTM - TeamWNT / Burman Racing						
IDEAL LAP TIME : 1:55.497			BEST LAP TIME : 1:55.840			DIFFERENCE : 0.343							
LAP	SECTOR 1	SECTOR 2	SECTOR 3	SECTOR 4	LAP TIME	MPH	DIFF	TIME OF DAY					
1 -	OUTLAP	113.7	35.695	93.5	24.732	96.6	35.121	107.3				11:13:25.838	
2 -	31.978	116.1	34.742	94.3	30.135	103.7	34.172	110.3	2:11.027	73.96	15.187	11:15:36.865	
3 -	30.204	118.7	33.660	94.9	23.669	105.3	32.878	112.9	2:00.411	80.48	4.571	11:17:37.276	
4 -	29.978	117.3	32.890	94.6	23.656	103.7	32.740	111.8	1:59.264	81.25	3.424	11:19:36.540	
5 -	30.185	117.9	32.996	95.1	24.651	103.7	33.778	111.4	2:01.610	79.69	5.770	11:21:38.150	
6 -	30.738	116.5	33.610	92.9	24.400	104.0	32.844	112.7	2:01.592	79.70	5.752	11:23:39.742	
7 -	29.469	117.5	32.921	94.6	23.264	105.6	32.133	113.5	1:57.787	82.27	1.947	11:25:37.529	
8 -	29.646	119.1	31.766	95.3	23.358	105.1	32.023	112.5	1:56.793 (3)	82.97	0.953	11:27:34.322	
9 -	29.194	118.1	31.978	95.5	23.172	105.1	32.042	113.5	1:56.386 (2)	83.26	0.546	11:29:30.708	
10 -	28.853	118.5	32.109	94.9	23.082	105.8	31.796	112.9	1:55.840 (1)	83.66		11:31:26.548	

P20	27	Josh HODGE					KTM - Team HPR						
IDEAL LAP TIME : 1:55.832			BEST LAP TIME : 1:55.912			DIFFERENCE : 0.080							
LAP	SECTOR 1	SECTOR 2	SECTOR 3	SECTOR 4	LAP TIME	MPH	DIFF	TIME OF DAY					
1 -	OUTLAP	110.0	36.621	92.0	24.942	101.5	34.214	108.5				11:12:42.900	
2 -	31.414	113.7	34.829	93.4	24.164	103.0	33.752	109.1	2:04.159	78.05	8.247	11:14:47.059	
3 -	30.402	115.5	33.715	94.1	23.629	103.8	32.848	109.4	2:00.594	80.36	4.682	11:16:47.653	

Weather / Track : Sunny / Drying

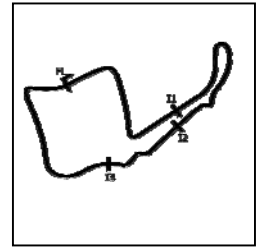
Oulton Park International
Circuit Length = 2.6920 miles
Start: 11:10 Flag 11:30 End: 11:32

MCRCB BULLETIN TK017

2017 MCE British Superbike Championship - Round 10

2017 HEL Performance British Motostar Championship

FREE PRACTICE 1 - SECTOR ANALYSIS



SECTOR 1 = FL to I1, SECTOR 2 = I1 to I2 SECTOR 3 = I2 to I3, SECTOR 4 = I3 to FL, DIFF = Difference To Personal Best Lap, P = Crossed Finish Line in Pit Lane, D = Time Disallowed

4 -	29.827	115.9	34.703	94.1	23.426	100.1	33.462	110.9	2:01.418	79.81	5.506	11:18:49.071
5 -	30.985	114.5	34.367	93.9	24.165	99.4	IN PIT		2:09.389	P 74.90	13.477	11:20:58.460
6 -	OUTLAP	115.3	33.759	94.6	23.247	103.5	32.550	109.6	2:31.028	64.16	35.116	11:23:29.488
7 -	29.488	115.3	33.108	94.3	22.903	104.3	32.420	109.4	1:57.919	82.18	2.007	11:25:27.407
8 -	29.250	116.3	32.685	93.7	22.858	104.6	32.073	110.1	1:56.866	(3) 82.92	0.954	11:27:24.273
9 -	29.324	115.9	32.321	93.3	22.835	104.6	32.106	110.7	1:56.586	(2) 83.12	0.674	11:29:20.859
10 -	29.134	117.1	32.401	94.3	22.521	105.1	31.856	111.2	1:55.912	(1) 83.60		11:31:16.771

P21	13	S	Jacob CLARK				Honda NSF - Wilson Racing							
IDEAL LAP TIME :			1:56.662			BEST LAP TIME :			1:56.662			DIFFERENCE : 0.000		
LAP	SECTOR 1	SECTOR 2	SECTOR 3	SECTOR 4	LAP TIME	MPH	DIFF	TIME OF DAY						
1 -	OUTLAP	90.8	38.698	80.0	26.298	76.5	39.291	79.7				11:12:32.821		
2 -	33.522	102.7	35.250	86.2	24.397	95.5	IN PIT		2:14.979	P 71.79	18.317	11:14:47.800		
3 -	OUTLAP	107.2	34.090	89.0	23.542	97.2	34.774	99.2	7:17.991	22.12	5:21.329	11:22:05.791		
4 -	30.980	108.0	33.229	88.6	23.327	96.6	34.007	100.7	2:01.543	79.73	4.881	11:24:07.334		
5 -	29.973	108.4	32.400	89.9	22.991	100.3	33.148	104.8	1:58.512	81.77	1.850	11:26:05.846		
6 -	29.602	110.9	32.335	90.0	22.740	99.2	32.975	104.2	1:57.652	(2) 82.37	0.990	11:28:03.498		
7 -	29.625	108.9	32.874	90.0	22.649	99.5	32.656	101.5	1:57.804	(3) 82.26	1.142	11:30:01.302		
8 -	29.262	110.5	32.300	89.1	22.540	100.0	32.560	103.4	1:56.662	(1) 83.07		11:31:57.964		

P22	45	S	Scott SWANN				Honda NSF - Swann Racing							
IDEAL LAP TIME :			1:56.719			BEST LAP TIME :			1:56.719			DIFFERENCE : 0.000		
LAP	SECTOR 1	SECTOR 2	SECTOR 3	SECTOR 4	LAP TIME	MPH	DIFF	TIME OF DAY						
1 -	OUTLAP	101.6	38.028	84.6	25.788	85.1	IN PIT			P		11:12:36.398		
2 -	OUTLAP	106.8	35.301	87.0	24.670	96.2	33.860	103.2	5:02.746	32.01	3:06.027	11:17:39.144		
3 -	31.168	108.4	34.162	88.7	24.029	96.8	IN PIT		2:08.662	P 75.32	11.943	11:19:47.806		
4 -	OUTLAP	101.9	33.978	88.7	23.291	98.3	32.287	104.6	5:12.031	31.05	3:15.312	11:24:59.837		
5 -	30.312	108.0	33.511	89.1	23.105	98.3	32.269	104.3	1:59.197	(3) 81.30	2.478	11:26:59.034		
6 -	30.361	109.2	33.114	88.3	22.984	98.9	32.165	105.3	1:58.624	(2) 81.69	1.905	11:28:57.658		
7 -	29.633	109.2	32.662	89.3	22.633	99.4	31.791	105.0	1:56.719	(1) 83.03		11:30:54.377		

P23	24	S	Shane FABER				Honda NSF - SymCirrus Motorsport / Shane Faber Racing							
IDEAL LAP TIME :			1:56.674			BEST LAP TIME :			1:56.811			DIFFERENCE : 0.137		
LAP	SECTOR 1	SECTOR 2	SECTOR 3	SECTOR 4	LAP TIME	MPH	DIFF	TIME OF DAY						
1 -	OUTLAP	104.6	35.179	86.7	24.921	96.1	33.722	104.2				11:12:45.579		
2 -	31.962	107.0	33.736	88.6	23.917	97.2	33.005	105.3	2:02.620	79.03	5.809	11:14:48.199		
3 -	30.169	110.0	33.207	89.5	23.697	98.6	32.789	105.8	1:59.862	(3) 80.85	3.051	11:16:48.061		
4 -	29.720	111.6	34.160	88.8	23.550	98.1	33.337	106.6	2:00.767	80.24	3.956	11:18:48.828		
5 -	31.219	103.8	35.285	86.2	24.427	96.9	IN PIT		2:10.840	P 74.06	14.029	11:20:59.668		
6 -	OUTLAP	108.0	33.257	88.7	23.334	98.1	32.078	105.5	5:34.958	28.93	3:38.147	11:26:34.626		
7 -	29.481	110.1	32.189	88.5	23.250	98.8	31.891	105.8	1:56.811	(1) 82.96		11:28:31.437		
8 -	29.481	109.2	32.367	88.8	23.113	98.8	31.899	105.6	1:56.860	(2) 82.93	0.049	11:30:28.297		

P24	30	S	Max COOK				Honda NSF - Wilson Racing							
IDEAL LAP TIME :						BEST LAP TIME :			1:56.851			DIFFERENCE :		
LAP	SECTOR 1	SECTOR 2	SECTOR 3	SECTOR 4	LAP TIME	MPH	DIFF	TIME OF DAY						
1 -												11:20:38.290		
2 -									2:01.745	79.60	4.894	11:22:40.035		
3 -									2:00.234	80.60	3.383	11:24:40.269		
4 -									1:58.348	(3) 81.88	1.497	11:26:38.617		
5 -									1:56.997	(2) 82.83	0.146	11:28:35.614		
6 -									1:56.851	(1) 82.93		11:30:32.465		

P25	2	S	Thomas STRUDWICK				Honda NSF - Case Moto Rapido Moto3							
IDEAL LAP TIME :			1:56.909			BEST LAP TIME :			1:56.909			DIFFERENCE : 0.000		
LAP	SECTOR 1	SECTOR 2	SECTOR 3	SECTOR 4	LAP TIME	MPH	DIFF	TIME OF DAY						
1 -	OUTLAP	107.3	34.143	89.1	24.155	100.1	33.913	100.4				11:12:34.143		
2 -	31.809	101.6	34.165	89.5	23.859	98.9	32.896	104.0	2:02.729	(3) 78.96	5.820	11:14:36.872		
3 -	30.913	110.3	32.634	90.1	23.474	99.7	32.599	105.8	1:59.620	(2) 81.01	2.711	11:16:36.492		

Weather / Track : Sunny / Drying

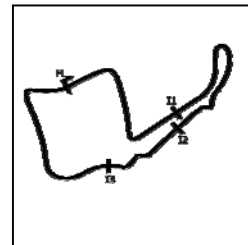
Oulton Park International
Circuit Length = 2.6920 miles
Start: 11:10 Flag 11:30 End: 11:32

MCRCB BULLETIN TK017

2017 MCE British Superbike Championship - Round 10

2017 HEL Performance British Motostar Championship

FREE PRACTICE 1 - SECTOR ANALYSIS



SECTOR 1 = FL to I1, SECTOR 2 = I1 to I2 SECTOR 3 = I2 to I3, SECTOR 4 = I3 to FL, DIFF = Difference To Personal Best Lap, P = Crossed Finish Line in Pit Lane, D = Time Disallowed

4 -	29.983	110.7	31.659	90.3	23.021	100.9	32.246	107.3	1:56.909 (1)	82.89		11:18:33.401
5 -	30.120	111.4	32.719	87.9	24.267	99.4	IN PIT		2:06.349	P	76.70	9.440 11:20:39.750

P26 26 S		Scott OGDEN		Honda NSF - Cresswell Racing									
IDEAL LAP TIME : 1:57.346		BEST LAP TIME : 1:57.624		DIFFERENCE : 0.278									
LAP	SECTOR 1	SECTOR 2	SECTOR 3	SECTOR 4	LAP TIME	MPH	DIFF	TIME OF DAY					
1 -	OUTLAP	98.3	38.462	88.3	27.141	87.4	37.445	101.8					11:12:26.559
2 -	34.990	103.5	36.464	88.5	25.895	97.5	35.153	101.9	2:12.502	73.14	14.878		11:14:39.061
3 -	32.007	109.8	34.839	88.1	24.553	98.2	34.526	103.0	2:05.925	76.96	8.301		11:16:44.986
4 -	32.063	110.0	34.311	88.1	23.701	98.9	33.614	105.8	2:03.689	78.35	6.065		11:18:48.675
5 -	31.238	109.4	33.649	90.0	23.528	99.8	33.029	105.6	2:01.444	79.80	3.820		11:20:50.119
6 -	30.366	111.2	33.493	89.2	23.172	99.2	32.932	107.5	1:59.963	80.78	2.339		11:22:50.082
7 -	30.236	109.6	33.246	89.2	23.534	99.7	32.977	106.3	1:59.993	80.76	2.369		11:24:50.075
8 -	30.144	109.4	33.358	89.1	23.204	99.4	32.667	107.3	1:59.373	(3)	81.18	1.749	11:26:49.448
9 -	29.601	111.1	33.037	88.1	22.867	100.6	32.254	106.6	1:57.759	(2)	82.29	0.135	11:28:47.207
10 -	29.803	110.3	33.113	89.8	22.776	99.2	31.932	106.1	1:57.624 (1)	82.39			11:30:44.831

P27 23		Sam LLEWELLYN		KTM - SymCirrus Motorsport									
IDEAL LAP TIME : 1:57.168		BEST LAP TIME : 1:58.023		DIFFERENCE : 0.855									
LAP	SECTOR 1	SECTOR 2	SECTOR 3	SECTOR 4	LAP TIME	MPH	DIFF	TIME OF DAY					
1 -	OUTLAP	107.2	36.345	89.5	25.198	95.7	IN PIT			P			11:12:30.376
2 -	OUTLAP	116.1	34.587	92.0	23.530	99.7	33.977	107.5	2:24.358	67.13	26.335		11:14:54.734
3 -	31.143	116.1	34.073	92.4	24.196	101.5	33.157	110.5	2:02.569	79.06	4.546		11:16:57.303
4 -	29.830	117.7	33.222	94.1	23.112	105.0	32.277	112.5	1:58.441	(2)	81.82	0.418	11:18:55.744
5 -	29.782	117.1	33.351	94.6	22.990	106.0	31.900	112.5	1:58.023 (1)	82.11			11:20:53.767
6 -	30.269	110.5	33.602	93.7	23.328	104.2	32.070	112.5	1:59.269	(3)	81.25	1.246	11:22:53.036
7 -	29.139	117.1	33.139	92.8	24.259	97.5	IN PIT		2:06.520	P	76.59	8.497	11:24:59.556

P28 56 S		Charlie ATKINS		Honda NSF - Wilson Racing									
IDEAL LAP TIME : 1:57.654		BEST LAP TIME : 2:01.241		DIFFERENCE : 3.587									
LAP	SECTOR 1	SECTOR 2	SECTOR 3	SECTOR 4	LAP TIME	MPH	DIFF	TIME OF DAY					
1 -	OUTLAP	102.7	37.848	86.2	26.236	91.5	IN PIT			P			11:12:33.961
2 -	OUTLAP	107.5	37.547	88.0	25.359	98.9	IN PIT		2:33.538	P	63.11	32.297	11:15:07.499
3 -	OUTLAP	102.6	36.094	80.6	57.896	88.7	35.784	101.6	7:02.657	22.92	5:01.416		11:22:10.156
4 -	32.748	109.4	35.172	89.9	24.936	87.8	IN PIT		2:17.378	P	70.54	16.137	11:24:27.534
5 -	OUTLAP	110.0	34.115	89.4	24.383	98.8	33.637	105.5	2:54.779	55.44	53.538		11:27:22.313
6 -	31.783	106.8	33.152	89.9	23.768	101.6	32.538	107.0	2:01.241 (1)	79.93			11:29:23.554
7 -	29.700	113.5	32.305	89.0	23.111	99.4	IN PIT		2:03.991	P	78.16	2.750	11:31:27.545

P29 50		Aditya BEHAL		Honda NSF - Microlise Cresswell Racing									
IDEAL LAP TIME : 2:06.267		BEST LAP TIME : 2:08.176		DIFFERENCE : 1.909									
LAP	SECTOR 1	SECTOR 2	SECTOR 3	SECTOR 4	LAP TIME	MPH	DIFF	TIME OF DAY					
1 -	OUTLAP	94.2	39.443	87.0	26.285	86.3	37.345	97.6					11:12:34.299
2 -	33.106	107.7	35.602	89.0	24.041	94.7	35.427	96.6	2:08.176 (1)	75.60			11:14:42.475

P30 89 S		T. Fox MORETON		Honda NSF - Banks Racing / Moto Engineering									
IDEAL LAP TIME :		BEST LAP TIME :		DIFFERENCE :									
LAP	SECTOR 1	SECTOR 2	SECTOR 3	SECTOR 4	LAP TIME	MPH	DIFF	TIME OF DAY					
1 -	OUTLAP	109.8	38.897	60.4	30.106	88.5	IN PIT			P			11:12:42.607
2 -	OUTLAP	98.3	38.344	86.4	26.816	97.1	IN PIT		8:00.849	P	20.15		11:20:43.456

MCRCB BULLETIN TK018**2017 MCE British Superbike Championship - Round 10****2017 HEL Performance British Motostar Championship****FREE PRACTICE 1 - BEST SPEEDS**

POS	INTERMEDIATE 1		INTERMEDIATE 2		INTERMEDIATE 3		FINISH LINE		MPH			
	NO	NAME	MPH	NO	NAME	MPH	NO	NAME				
1	15	McMANUS	122.2	47	ARCHER	97.8	47	ARCHER	108.4	15	McMANUS	115.1
2	47	ARCHER	120.9	79	STACEY	97.5	15	McMANUS	108.0	47	ARCHER	114.9
3	69	BOOTH-AMOS	120.6	15	McMANUS	96.9	79	STACEY	108.0	69	BOOTH-AMOS	114.3
4	79	STACEY	119.4	69	BOOTH-AMOS	96.6	69	BOOTH-AMOS	107.3	79	STACEY	114.1
5	54	BURMAN	119.1	35	LODGE	96.1	64	DURHAM	106.8	35	LODGE	113.7
6	35	LODGE	118.5	54	BURMAN	95.5	3	KERR	106.6	3	KERR	113.5
7	64	DURHAM	118.1	3	KERR	95.1	35	LODGE	106.3	54	BURMAN	113.5
8	3	KERR	117.9	64	DURHAM	95.1	23	LLEWELLYN	106.0	64	DURHAM	112.7
9	34	DELVES	117.7	34	DELVES	94.7	34	DELVES	105.8	20	MARKLUND	112.7
10	52	BOERBOOM	117.7	20	MARKLUND	94.6	54	BURMAN	105.8	23	LLEWELLYN	112.5
11	23	LLEWELLYN	117.7	27	HODGE	94.6	52	BOERBOOM	105.3	52	BOERBOOM	112.2
12	27	HODGE	117.1	23	LLEWELLYN	94.6	20	MARKLUND	105.1	34	DELVES	111.8
13	44	BEST	116.9	52	BOERBOOM	94.5	27	HODGE	105.1	44	BEST	111.4
14	20	MARKLUND	116.3	44	BEST	94.1	44	BEST	104.3	27	HODGE	111.2
15	12	RENDELL	115.3	17	CARNE	93.7	12	RENDELL	104.2	12	RENDELL	110.5
16	17	CARNE	115.1	12	RENDELL	92.6	17	CARNE	103.0	17	CARNE	110.5
17	25	BROUWERS	114.9	19	RODRIGUEZ	92.5	19	RODRIGUEZ	101.9	19	RODRIGUEZ	109.6
18	19	RODRIGUEZ	113.9	95	TURNER	91.9	95	TURNER	101.6	25	BROUWERS	108.2
19	95	TURNER	113.5	25	BROUWERS	91.3	56	ATKINS	101.6	95	TURNER	107.5
20	56	ATKINS	113.5	2	STRUDWICK	90.3	25	BROUWERS	101.5	26	OGDEN	107.5
21	24	FABER	111.6	99	CAMPBELL	90.1	2	STRUDWICK	100.9	2	STRUDWICK	107.3
22	2	STRUDWICK	111.4	13	CLARK	90.0	26	OGDEN	100.6	56	ATKINS	107.0
23	99	CAMPBELL	111.2	26	OGDEN	90.0	13	CLARK	100.3	99	CAMPBELL	106.8
24	26	OGDEN	111.2	56	ATKINS	89.9	99	CAMPBELL	99.8	24	FABER	106.6
25	13	CLARK	110.9	55	SCOTT	89.5	45	SWANN	99.4	55	SCOTT	106.0
26	50	BEHAL	110.3	24	FABER	89.5	24	FABER	98.8	45	SWANN	105.3
27	55	SCOTT	110.1	50	BEHAL	89.4	55	SCOTT	98.6	13	CLARK	104.8
28	89	MORETON	109.8	45	SWANN	89.3	89	MORETON	97.1	50	BEHAL	97.6
29	45	SWANN	109.2	89	MORETON	86.4	50	BEHAL	94.7			
30												

Weather / Track : Sunny / Drying

Results can be found at www.tsl-timing.comOulton Park International
Circuit Length = 2.6920 miles
Start: 11:10 Flag 11:30 End: 11:32

Printed - 11:33 Friday, 15 September 2017

MCRCB BULLETIN TK019

2017 MCE British Superbike Championship - Round 10

2017 HEL Performance British Motostar Championship

FREE PRACTICE 1 - BEST SECTORS

SECTOR 1				SECTOR 2				SECTOR 3				SECTOR 4				IDEAL / BEST COMPARISON			
POS	NO	NAME	TIME	NO	NAME	TIME	NO	NAME	TIME	NO	NAME	TIME	POS	NO	NAME	IDEAL	BEST	DIFF	
																PERFECT LAP	1:47.225		
1	15	McMANUS	26.641	69	BOOTH-A	29.621	69	BOOTH-A	21.273	69	BOOTH-A	29.690	1	69	BOOTH-AMOS	1:47.926	1:48.134	0.208	
2	69	BOOTH-A	27.342	12	RENDELL	29.699	15	McMANUS	21.398	47	ARCHER	29.737	2	15	McMANUS	1:47.948	1:48.232	0.284	
3	47	ARCHER	27.626	47	ARCHER	29.950	47	ARCHER	21.500	15	McMANUS	29.930	3	47	ARCHER	1:48.813	1:48.813	0.000	
4	12	RENDELL	27.689	15	McMANUS	29.979	12	RENDELL	21.511	3	KERR	30.183	4	12	RENDELL	1:49.254	1:49.254	0.000	
5	3	KERR	27.757	17	CARNE	30.339	79	STACEY	21.734	12	RENDELL	30.355	5	3	KERR	1:50.116	1:50.536	0.420	
6	79	STACEY	27.945	3	KERR	30.388	3	KERR	21.788	79	STACEY	30.564	6	79	STACEY	1:50.729	1:51.193	0.464	
7	52	BOERBOO	28.139	79	STACEY	30.486	64	DURHAM	21.997	64	DURHAM	30.702	7	17	CARNE	1:51.424	1:51.424	0.000	
8	35	LODGE	28.275	19	RODRIGU	30.648	17	CARNE	22.019	17	CARNE	30.790	8	64	DURHAM	1:51.754	1:51.788	0.034	
9	17	CARNE	28.276	64	DURHAM	30.747	19	RODRIGU	22.040	35	LODGE	30.872	9	35	LODGE	1:52.357	1:52.357	0.000	
10	64	DURHAM	28.308	35	LODGE	30.865	35	LODGE	22.345	25	BROUWER	31.279	10	19	RODRIGUEZ	1:52.393	1:52.877	0.484	
11	19	RODRIGU	28.341	34	DELVES	30.992	25	BROUWER	22.433	52	BOERBOO	31.297	11	52	BOERBOOM	1:53.101	1:53.508	0.407	
12	44	BEST	28.343	52	BOERBOO	31.095	34	DELVES	22.511	34	DELVES	31.309	12	34	DELVES	1:53.349	1:53.349	0.000	
13	25	BROUWER	28.503	25	BROUWER	31.143	27	HODGE	22.521	44	BEST	31.333	13	25	BROUWERS	1:53.358	1:53.579	0.221	
14	34	DELVES	28.537	55	SCOTT	31.397	44	BEST	22.524	19	RODRIGU	31.364	14	44	BEST	1:53.793	1:54.634	0.841	
15	95	TURNER	28.578	44	BEST	31.593	13	CLARK	22.540	99	CAMPBEL	31.551	15	95	TURNER	1:54.631	1:54.912	0.281	
16	54	BURMAN	28.853	2	STRUDWI	31.659	52	BOERBOO	22.570	55	SCOTT	31.601	16	99	CAMPBELL	1:55.254	1:55.419	0.165	
17	99	CAMPBEL	28.980	20	MARKLUN	31.690	95	TURNER	22.577	20	MARKLUN	31.718	17	55	SCOTT	1:55.254	1:55.254	0.000	
18	27	HODGE	29.134	95	TURNER	31.695	45	SWANN	22.633	95	TURNER	31.781	18	54	BURMAN	1:55.497	1:55.840	0.343	
19	23	LLEWELL	29.139	54	BURMAN	31.766	26	OGDEN	22.776	45	SWANN	31.791	19	20	MARKLUND	1:55.699	1:55.699	0.000	
20	13	CLARK	29.262	99	CAMPBEL	31.917	99	CAMPBEL	22.806	54	BURMAN	31.796	20	27	HODGE	1:55.832	1:55.912	0.080	
21	20	MARKLUN	29.313	24	FABER	32.189	55	SCOTT	22.811	27	HODGE	31.856	21	13	CLARK	1:56.662	1:56.662	0.000	
22	55	SCOTT	29.445	13	CLARK	32.300	20	MARKLUN	22.978	24	FABER	31.891	22	24	FABER	1:56.674	1:56.811	0.137	
23	24	FABER	29.481	56	ATKINS	32.305	23	LLEWELL	22.990	23	LLEWELL	31.900	23	45	SWANN	1:56.719	1:56.719	0.000	
24	26	OGDEN	29.601	27	HODGE	32.321	2	STRUDWI	23.021	26	OGDEN	31.932	24	2	STRUDWICK	1:56.909	1:56.909	0.000	
25	45	SWANN	29.633	45	SWANN	32.662	54	BURMAN	23.082	2	STRUDWI	32.246	25	23	LLEWELLYN	1:57.168	1:58.023	0.855	
26	56	ATKINS	29.700	26	OGDEN	33.037	56	ATKINS	23.111	56	ATKINS	32.538	26	26	OGDEN	1:57.346	1:57.624	0.278	
27	2	STRUDWI	29.983	23	LLEWELL	33.139	24	FABER	23.113	13	CLARK	32.560	27	56	ATKINS	1:57.654	2:01.241	3.587	
28	50	BEHAL	31.868	50	BEHAL	34.931	50	BEHAL	24.041	50	BEHAL	35.427	28	50	BEHAL	2:06.267	2:08.176	1.909	
29				89	MORETON	38.344	89	MORETON	26.816				29	89	MORETON				
30													30	30	COOK		1:56.851		

Weather / Track : Sunny / Drying

Results can be found at www.tsl-timing.com

Oulton Park International
 Circuit Length = 2.6920 miles
 Start: 11:10 Flag 11:30 End: 11:32

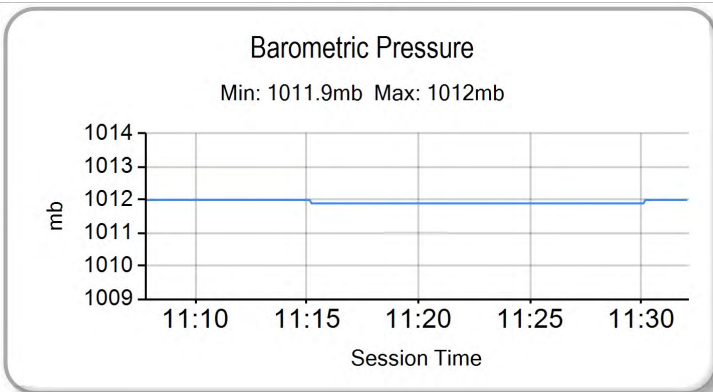
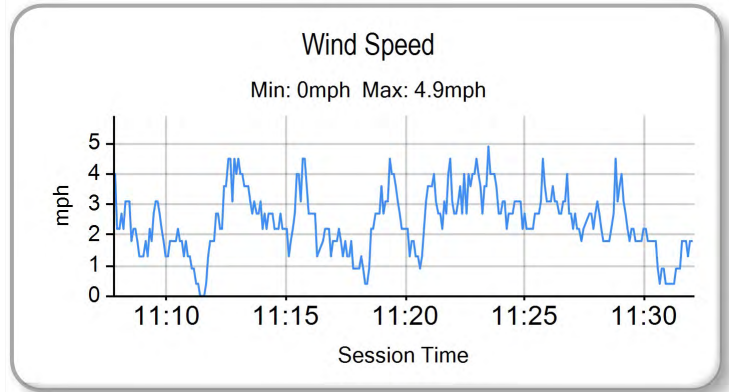
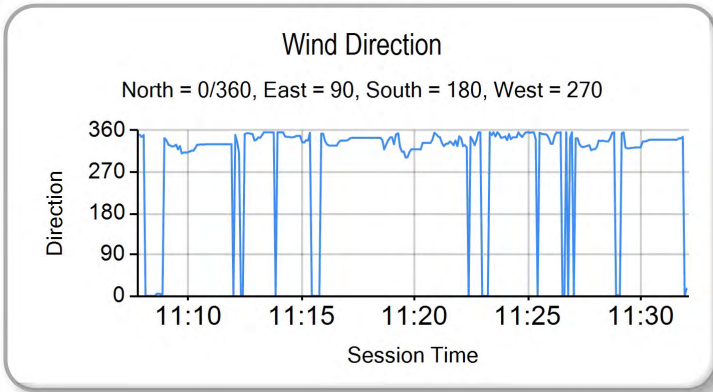
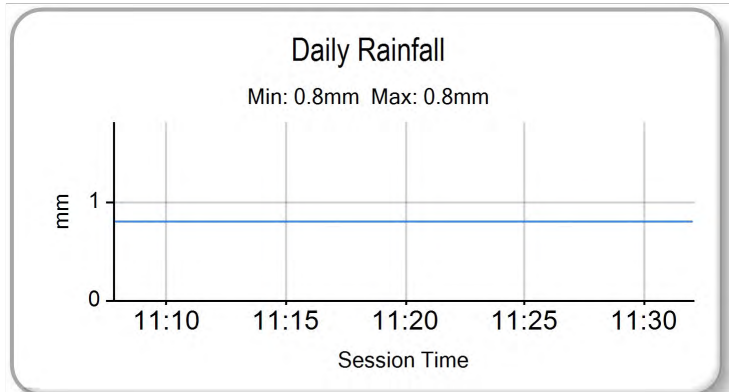
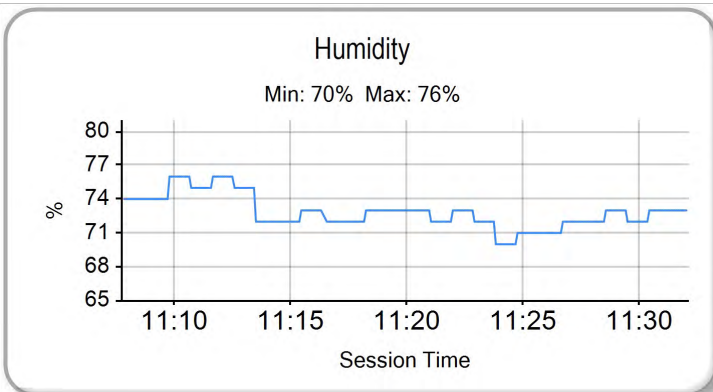
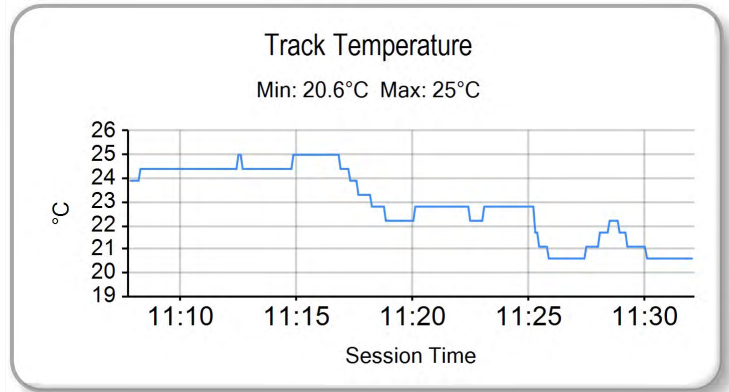
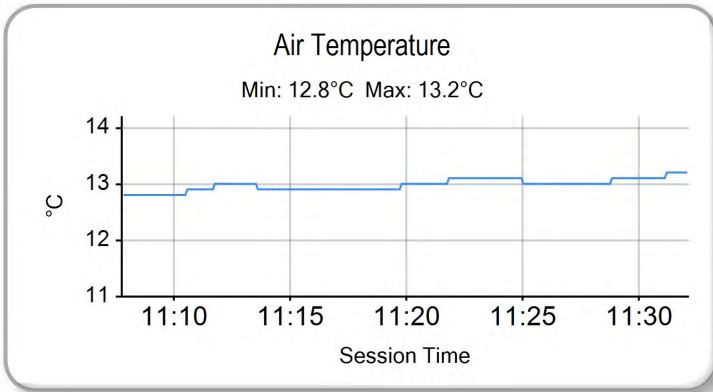
Printed - 11:33 Friday, 15 September 2017

MCRCB BULLETIN TK020

2017 MCE British Superbike Championship - Round 10

2017 HEL Performance British Motostar Championship

FREE PRACTICE 1 - WEATHER CONDITIONS



Weather / Track : Sunny / Drying

Results can be found at www.tsl-timing.com

Oulton Park International
Circuit Length = 2.6920 miles
Start: 11:10 Flag 11:30 End: 11:32

Printed - 11:33 Friday, 15 September 2017

MCRCB BULLETIN TK041

2017 MCE British Superbike Championship - Round 10

2017 HEL Performance British Motostar Championship

FREE PRACTICE 2 - CLASSIFICATION



POS	NO	CL	PIC NAME	ENTRY	TIME	ON	LAPS	GAP	DIFF	MPH
1	69		1 Tom BOOTH-AMOS	KTM - City Lifting RS Racing	1:43.201	9	10			93.90
2	15		2 Eugene McMANUS	KTM - RS Racing / E15 Racing	1:45.093	9	11	1.892	1.892	92.21
3	12		3 Edward RENDELL	KTM - Banks Racing	1:45.302	8	8	2.101	0.209	92.03
4	47		4 Jake ARCHER	KTM - City Lifting RS Racing	1:45.325	9	10	2.124	0.023	92.01
5	79		5 Storm STACEY	Kalex - FPW Racing	1:46.320	10	10	3.119	0.995	91.15
6	17		6 Tom CARNE	Tigcraft - Neatafan / Tigcraft Racing	1:46.465	11	11	3.264	0.145	91.02
7	3		7 Richard KERR	KTM - North West Racing	1:47.259	11	11	4.058	0.794	90.35
8	64		8 Asher DURHAM	Mahindra - Microlise Cresswell Racing	1:47.412	8	11	4.211	0.153	90.22
9	34		9 Liam DELVES	DR-Moto - Stauff Connect Academy / Dr-Moto	1:47.769	11	11	4.568	0.357	89.92
10	35		10 Elliot LODGE	FTR - Spike Racing / SP125	1:47.819	6	11	4.618	0.050	89.88
11	44		11 Edmund BEST	KTM - SymCirrus Motorsport	1:48.119	3	3	4.918	0.300	89.63
12	19	S	1 Victor RODRIGUEZ	Honda NSF - GA Competition	1:48.451	4	11	5.250	0.332	89.36
13	52		12 Jorel BOERBOOM	Kalex KTM - Fireplace Warehouse	1:48.481	4	11	5.280	0.030	89.33
14	23		13 Sam LEWELLYN	KTM - SymCirrus Motorsport	1:48.937	6	10	5.736	0.456	88.96
15	25		14 Mike BROUWERS	KTM - TEC7-Joma / Brouwersracingteam	1:48.966	7	11	5.765	0.029	88.93
16	54		15 Sam BURMAN	KTM - TeamWNT / Burman Racing	1:49.270	10	11	6.069	0.304	88.69
17	55	S	2 Jack SCOTT	Honda NSF - J J Racing	1:49.699	11	11	6.498	0.429	88.34
18	30	S	3 Max COOK	Honda NSF - Wilson Racing	1:49.973	6	9	6.772	0.274	88.12
19	20		16 Joel MARKLUND	KTM - Marklund Solutions / SP125	1:50.467	6	11	7.266	0.494	87.73
20	2	S	4 Thomas STRUDWICK	Honda NSF - Case Moto Rapido Moto3	1:50.806	2	3	7.605	0.339	87.46
21	99		17 Stephen CAMPBELL	Honda - Campbell Racing	1:51.646	4	7	8.445	0.840	86.80
22	95	S	5 Ross TURNER	Honda NSF - RedRat Racing	1:51.954	8	11	8.753	0.308	86.56
23	24	S	6 Shane FABER	Honda NSF - SymCirrus Motorsport / Shane Faber Racing	1:51.957	7	9	8.756	0.003	86.56
24	56	S	7 Charlie ATKINS	Honda NSF - Wilson Racing	1:51.974	10	10	8.773	0.017	86.54
25	27		18 Josh HODGE	KTM - Team HPR	1:52.206	9	11	9.005	0.232	86.37
26	89	S	8 T. Fox MORETON	Honda NSF - Banks Racing / Moto Engineering	1:52.472	4	9	9.271	0.266	86.16
27	26	S	9 Scott OGDEN	Honda NSF - Cresswell Racing	1:52.928	7	11	9.727	0.456	85.81
28	45	S	10 Scott SWANN	Honda NSF - Swann Racing	1:52.998	9	11	9.797	0.070	85.76
29	13	S	11 Jacob CLARK	Honda NSF - Wilson Racing	1:53.172	4	10	9.971	0.174	85.63

QUALIFYING LAPTIME (110.0% of 1:43.201) = 1:53.521

30	50	S	12 Aditya BEHAL	Honda NSF - Microlise Cresswell Racing	2:00.546	8	10	17.345	7.374	80.39
----	----	---	-----------------	--	----------	---	----	--------	-------	-------

Weather / Track : Sunny / Dry

These results are provisional until the conclusion of any judicial and technical matters.

Oulton Park International
Circuit Length = 2.6920 miles
Start: 14:35 Flag 14:55 End: 14:57

Race Director :	Stewards :	Timekeeper :
-----------------	------------	--------------

Results can be found at www.britishsuperbike.com

Printed - 14:57 Friday, 15 September 2017

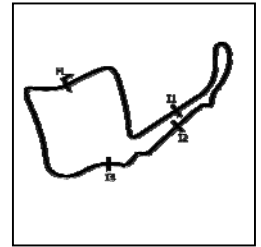


MCRCB BULLETIN TK042

2017 MCE British Superbike Championship - Round 10

2017 HEL Performance British Motostar Championship

FREE PRACTICE 2 - SECTOR ANALYSIS



SECTOR 1 = FL to I1, SECTOR 2 = I1 to I2 SECTOR 3 = I2 to I3, SECTOR 4 = I3 to FL, DIFF = Difference To Personal Best Lap, P = Crossed Finish Line in Pit Lane, D = Time Disallowed

P1 69		Tom BOOTH-AMOS						KTM - City Lifting RS Racing					
IDEAL LAP TIME : 1:43.113		BEST LAP TIME : 1:43.201						DIFFERENCE : 0.088					
LAP	SECTOR 1	SECTOR 2		SECTOR 3		SECTOR 4		LAP TIME	MPH	DIFF	TIME OF DAY		
1 -	OUTLAP	97.3	34.733	82.2	23.332	107.0	29.867	113.5			14:37:56.769		
2 -	26.442	121.1	29.410	97.5	20.707	107.8	28.849	114.5	1:45.408	91.94	2.207	14:39:42.177	
3 -	26.445	121.7	29.057	96.9	20.595	108.5	28.790	114.7	1:44.887	92.39	1.686	14:41:27.064	
4 -	26.194	120.9	29.156	97.3	20.387	108.5	28.712	114.3	1:44.449	92.78	1.248	14:43:11.513	
5 -	26.239	122.0	28.793	96.9	20.396	108.4	28.589	115.3	1:44.017	93.17	0.816	14:44:55.530	
6 -	27.104	120.4	29.295	96.2	21.055	107.0	IN PIT		1:51.261	P	87.10	8.060	14:46:46.791
7 -	OUTLAP	120.2	32.673	84.6	23.908	85.3	29.659	114.3	3:20.307	48.38	1:37.106	14:50:07.098	
8 -	26.102	122.0	28.575	97.2	20.532	109.4	28.485	114.5	1:43.694	(2)	93.46	0.493	14:51:50.792
9 -	25.898	122.0	28.463	97.9	20.294	109.8	28.546	114.9	1:43.201	(1)	93.90		14:53:33.993
10 -	25.871	121.7	28.887	97.2	20.415	109.1	28.792	115.1	1:43.965	(3)	93.21	0.764	14:55:17.958

P2 15		Eugene McMANUS						KTM - RS Racing / E15 Racing					
IDEAL LAP TIME : 1:45.009		BEST LAP TIME : 1:45.093						DIFFERENCE : 0.084					
LAP	SECTOR 1	SECTOR 2		SECTOR 3		SECTOR 4		LAP TIME	MPH	DIFF	TIME OF DAY		
1 -	OUTLAP	120.6	31.869	95.1	22.604	103.5	30.494	110.1				14:37:44.558	
2 -	28.509	120.9	31.046	96.5	21.515	108.5	29.784	114.9	1:50.854	87.42	5.761	14:39:35.412	
3 -	26.909	122.0	30.062	96.6	21.169	108.0	29.446	114.1	1:47.586	90.07	2.493	14:41:22.998	
4 -	27.811	112.0	32.113	97.5	21.033	108.5	29.198	114.5	1:50.155	87.97	5.062	14:43:13.153	
5 -	26.435	122.2	29.573	96.6	21.003	107.7	29.225	116.1	1:46.236	91.22	1.143	14:44:59.389	
6 -	26.827	121.5	29.712	97.5	21.103	108.4	29.075	115.1	1:46.717	90.81	1.624	14:46:46.106	
7 -	26.377	121.7	29.549	96.0	21.115	108.0	29.251	114.7	1:46.292	91.17	1.199	14:48:32.398	
8 -	26.520	122.4	29.437	97.3	20.764	108.9	28.909	114.7	1:45.630	(3)	91.74	0.537	14:50:18.028
9 -	26.193	122.2	29.266	97.6	20.804	109.4	28.830	116.5	1:45.093	(1)	92.21		14:52:03.121
10 -	26.946	121.5	29.621	97.3	20.805	108.2	28.942	115.1	1:46.314	91.15	1.221	14:53:49.435	
11 -	26.282	120.9	29.469	95.3	20.900	108.9	28.786	115.3	1:45.437	(2)	91.91	0.344	14:55:34.872

P3 12		Edward RENDELL						KTM - Banks Racing					
IDEAL LAP TIME : 1:45.302		BEST LAP TIME : 1:45.302						DIFFERENCE : 0.000					
LAP	SECTOR 1	SECTOR 2		SECTOR 3		SECTOR 4		LAP TIME	MPH	DIFF	TIME OF DAY		
1 -	OUTLAP	113.1	30.300	90.6	21.522	103.4	29.682	110.5				14:37:20.449	
2 -	26.826	116.3	29.362	92.4	20.935	105.0	29.278	112.0	1:46.401	(3)	91.08	1.099	14:39:06.850
3 -	26.393	118.1	29.574	92.3	21.281	105.3	29.518	110.9	1:46.766	90.77	1.464	14:40:53.616	
4 -	26.806	117.3	29.637	93.7	21.046	103.7	29.704	106.5	1:47.193	90.40	1.891	14:42:40.809	
5 -	27.034	110.1	30.190	91.1	21.274	102.6	IN PIT		1:54.861	P	84.37	9.559	14:44:35.670
6 -	OUTLAP	115.3	29.968	91.4	20.955	104.3	29.284	110.3	2:32.468	63.56	47.166	14:47:08.138	
7 -	26.984	117.3	29.144	91.1	20.944	104.2	29.222	109.6	1:46.294	(2)	91.17	0.992	14:48:54.432
8 -	26.393	116.9	28.890	92.9	20.898	103.7	29.121	109.6	1:45.302	(1)	92.03		14:50:39.734

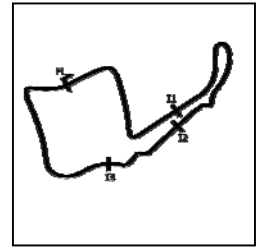
P4 47		Jake ARCHER						KTM - City Lifting RS Racing					
IDEAL LAP TIME : 1:45.072		BEST LAP TIME : 1:45.325						DIFFERENCE : 0.253					
LAP	SECTOR 1	SECTOR 2		SECTOR 3		SECTOR 4		LAP TIME	MPH	DIFF	TIME OF DAY		
1 -	OUTLAP	119.4	31.052	96.2	21.491	107.2	29.057	115.5				14:37:40.310	
2 -	26.890	120.6	29.771	97.1	20.960	108.7	29.064	115.5	1:46.685	90.84	1.360	14:39:26.995	
3 -	26.741	120.4	29.852	97.9	20.789	108.5	28.932	115.3	1:46.314	91.15	0.989	14:41:13.309	
4 -	26.483	122.0	29.414	97.6	21.466	108.5	28.744	115.3	1:46.107	91.33	0.782	14:42:59.416	
5 -	26.465	122.6	29.504	97.6	20.658	109.6	28.785	116.1	1:45.412	(2)	91.93	0.087	14:44:44.828
6 -	26.580	121.7	29.925	97.3	20.652	109.6	29.396	115.9	1:46.553	90.95	1.228	14:46:31.381	
7 -	26.418	122.0	29.995	95.4	21.233	108.9	IN PIT		1:52.240	P	86.34	6.915	14:48:23.621
8 -	OUTLAP	122.4	29.757	97.2	21.202	103.8	29.450	115.3	3:42.015	43.65	1:56.690	14:52:05.636	
9 -	26.312	122.4	29.493	96.1	20.789	109.6	28.731	115.7	1:45.325	(1)	92.01		14:53:50.961
10 -	26.275	123.1	29.717	97.8	20.859	111.2	28.948	115.9	1:45.799	(3)	91.60	0.474	14:55:36.760

P5 79		Storm STACEY						Kalex - FPW Racing				
IDEAL LAP TIME : 1:46.320		BEST LAP TIME : 1:46.320						DIFFERENCE : 0.000				
LAP	SECTOR 1	SECTOR 2		SECTOR 3		SECTOR 4		LAP TIME	MPH	DIFF	TIME OF DAY	
1 -	OUTLAP	121.5	32.074	95.8	22.104	107.2	30.744	116.1				14:36:58.607

Weather / Track : Sunny / Dry

Oulton Park International
Circuit Length = 2.6920 miles
Start: 14:35 Flag 14:55 End: 14:57

FREE PRACTICE 2 - SECTOR ANALYSIS



SECTOR 1 = FL to I1, SECTOR 2 = I1 to I2 SECTOR 3 = I2 to I3, SECTOR 4 = I3 to FL, DIFF = Difference To Personal Best Lap, P = Crossed Finish Line in Pit Lane, D = Time Disallowed

2 -	27.849	120.2	30.365	96.5	21.424	108.5	29.703	115.5	1:49.341	88.63	3.021	14:38:47.948	
3 -	27.403	122.2	30.356	98.2	21.210	109.6	30.229	115.1	1:49.198	88.74	2.878	14:40:37.146	
4 -	26.885	122.6	30.040	97.9	21.436	107.3	IN PIT		1:56.151	P	83.43	9.831	14:42:33.297
5 -	OUTLAP	96.4	32.435	87.4	23.305	99.1	30.048	114.7	3:35.415		44.98	1:49.095	14:46:08.712
6 -	27.195	120.4	30.240	96.2	21.169	108.5	29.383	113.9	1:47.987	(3)	89.74	1.667	14:47:56.699
7 -	28.772	112.2	31.366	93.5	24.768	105.8	IN PIT		2:03.946	P	78.18	17.626	14:50:00.645
8 -	OUTLAP	120.6	30.151	97.1	22.012	103.4	30.739	113.9	2:02.138		79.34	15.818	14:52:02.783
9 -	27.227	120.2	30.117	97.5	21.011	108.9	29.228	113.9	1:47.583	(2)	90.08	1.263	14:53:50.366
10 -	26.810	121.7	29.480	97.5	20.910	109.1	29.120	114.5	1:46.320	(1)	91.15		14:55:36.686

P6 17**Tom CARNE**

Tigcraft - Neatafan / Tigcraft Racing

IDEAL LAP TIME : 1:46.465

BEST LAP TIME : 1:46.465

DIFFERENCE : 0.000

LAP	SECTOR 1	SECTOR 2	SECTOR 3	SECTOR 4	LAP TIME	MPH	DIFF	TIME OF DAY					
1 -	OUTLAP	118.3	31.343	93.7	22.016	106.1	31.990	111.4				14:37:13.211	
2 -	27.534	117.5	30.433	93.8	21.746	106.0	30.452	112.4	1:50.165	87.97	3.700	14:39:03.376	
3 -	26.889	117.1	30.062	91.9	21.789	105.0	30.513	111.1	1:49.253	88.70	2.788	14:40:52.629	
4 -	26.669	117.7	30.275	92.4	21.735	102.1	29.746	111.2	1:48.425	89.38	1.960	14:42:41.054	
5 -	26.859	110.9	30.505	94.2	21.082	106.3	29.666	111.8	1:48.112	89.64	1.647	14:44:29.166	
6 -	26.564	118.3	29.688	93.4	21.447	103.5	30.987	110.9	1:48.686	89.16	2.221	14:46:17.852	
7 -	28.928	112.2	30.868	92.6	21.614	103.4	29.998	111.6	1:51.408	86.98	4.943	14:48:09.260	
8 -	26.556	118.1	29.786	93.8	21.211	105.1	29.874	110.9	1:47.427	(2)	90.21	0.962	14:49:56.687
9 -	26.652	118.7	29.786	92.9	21.199	105.0	29.815	110.5	1:47.452	(3)	90.19	0.987	14:51:44.139
10 -	26.634	116.9	30.132	94.1	22.127	104.0	29.728	111.1	1:48.621	89.22	2.156	14:53:32.760	
11 -	26.409	117.3	29.597	93.5	20.952	106.1	29.507	111.8	1:46.465	(1)	91.02		14:55:19.225

P7 3**Richard KERR**

KTM - North West Racing

IDEAL LAP TIME : 1:46.732

BEST LAP TIME : 1:47.259

DIFFERENCE : 0.527

LAP	SECTOR 1	SECTOR 2	SECTOR 3	SECTOR 4	LAP TIME	MPH	DIFF	TIME OF DAY					
1 -	OUTLAP	118.1	31.359	93.8	22.134	101.6	30.675	112.7				14:37:11.467	
2 -	27.109	120.0	31.809	84.9	27.708	106.3	29.369	115.5	1:55.995	83.54	8.736	14:39:07.462	
3 -	26.963	120.4	29.728	95.5	21.625	108.0	29.366	114.1	1:47.682	89.99	0.423	14:40:55.144	
4 -	26.669	120.9	29.947	95.0	21.422	108.0	29.594	112.2	1:47.632	90.04	0.373	14:42:42.776	
5 -	27.092	118.9	29.555	96.6	21.500	108.4	29.350	113.5	1:47.497	(3)	90.15	0.238	14:44:30.273
6 -	26.730	119.4	32.238	82.4	23.367	101.3	IN PIT		1:57.245	P	82.65	9.986	14:46:27.518
7 -	OUTLAP	105.8	34.282	80.4	22.795	106.0	29.877	112.2	3:12.240		50.41	1:24.981	14:49:39.758
8 -	27.008	118.5	29.743	95.0	21.341	106.5	29.525	112.7	1:47.617	90.05	0.358	14:51:27.375	
9 -	26.977	118.7	29.632	95.4	21.158	106.6	29.691	112.9	1:47.458	(2)	90.18	0.199	14:53:14.833
10 -	27.054	118.5	29.823	94.6	21.243	107.0	29.607	113.5	1:47.727	89.96	0.468	14:55:02.560	
11 -	26.827	118.7	29.710	92.9	21.310	106.5	29.412	112.9	1:47.259	(1)	90.35		14:56:49.819

P8 64**Asher DURHAM**

Mahindra - Microlise Cresswell Racing

IDEAL LAP TIME : 1:46.970

BEST LAP TIME : 1:47.412

DIFFERENCE : 0.442

LAP	SECTOR 1	SECTOR 2	SECTOR 3	SECTOR 4	LAP TIME	MPH	DIFF	TIME OF DAY					
1 -	OUTLAP	119.6	31.101	94.9	22.158	102.2	30.699	114.7				14:37:11.617	
2 -	27.111	122.2	31.585	92.1	22.255	107.8	32.358	114.1	1:53.309	85.52	5.897	14:39:04.926	
3 -	27.251	122.4	29.997	95.4	21.764	107.3	29.767	114.7	1:48.779	89.09	1.367	14:40:53.705	
4 -	27.192	120.9	29.784	95.7	21.571	108.9	29.500	114.1	1:48.047	89.69	0.635	14:42:41.752	
5 -	26.864	121.5	30.610	96.8	21.438	109.2	29.725	114.3	1:48.637	89.20	1.225	14:44:30.389	
6 -	26.750	122.2	30.260	94.2	21.511	108.2	29.710	114.7	1:48.231	89.54	0.819	14:46:18.620	
7 -	27.027	120.0	30.015	93.3	21.407	108.2	29.723	113.7	1:48.172	89.59	0.760	14:48:06.792	
8 -	26.719	122.4	29.705	95.5	21.241	108.5	29.747	113.3	1:47.412	(1)	90.22		14:49:54.204
9 -	26.709	121.3	31.047	89.1	34.227	106.0	30.007	112.9	2:01.990		79.44	14.578	14:51:56.194
10 -	26.932	120.9	29.732	95.4	21.277	108.7	29.488	114.1	1:47.429	(2)	90.21	0.017	14:53:43.623
11 -	26.536	122.2	30.018	96.2	21.559	106.3	29.782	106.0	1:47.895	(3)	89.82	0.483	14:55:31.518

P9 34**Liam DELVES**

DR-Moto - Stauff Connect Academy / Dr-Moto

IDEAL LAP TIME : 1:47.722

BEST LAP TIME : 1:47.769

DIFFERENCE : 0.047

LAP	SECTOR 1	SECTOR 2	SECTOR 3	SECTOR 4	LAP TIME	MPH	DIFF	TIME OF DAY				
1 -	OUTLAP	116.7	31.350	94.2	22.438	106.0	30.259	113.1				14:36:57.110
2 -	27.722	115.9	30.481	93.2	21.717	105.3	29.960	111.8	1:49.880	88.19	2.111	14:38:46.990

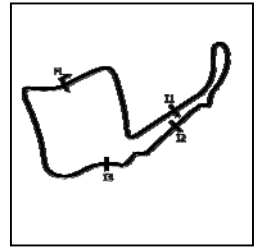
Weather / Track : Sunny / Dry

Oulton Park International

Circuit Length = 2.6920 miles

Start: 14:35 Flag 14:55 End: 14:57

FREE PRACTICE 2 - SECTOR ANALYSIS



SECTOR 1 = FL to I1, SECTOR 2 = I1 to I2 SECTOR 3 = I2 to I3, SECTOR 4 = I3 to FL, DIFF = Difference To Personal Best Lap, P = Crossed Finish Line in Pit Lane, D = Time Disallowed

3 -	27.110	117.1	30.223	92.1	21.611	105.6	29.695	112.2	1:48.639	89.20	0.870	14:40:35.629	
4 -	27.108	116.7	30.141	93.0	21.493	105.5	29.809	112.0	1:48.551	89.27	0.782	14:42:24.180	
5 -	29.004	89.7	34.593	88.8	24.761	81.5	IN PIT		2:04.748	P	77.68	16.979	14:44:28.928
6 -	OUTLAP	115.9	31.037	91.5	21.761	105.5	29.838	112.0	2:52.738	56.10	1:04.969	14:47:21.666	
7 -	27.177	117.7	30.355	94.3	21.334	106.1	29.532	111.6	1:48.398	89.40	0.629	14:49:10.064	
8 -	27.040	117.9	30.094	93.8	21.374	105.1	29.788	112.0	1:48.296	89.48	0.527	14:50:58.360	
9 -	26.892	118.1	30.004	94.3	21.327	105.6	30.054	110.5	1:48.277	(3)	89.50	0.508	14:52:46.637
10 -	27.006	117.5	30.133	93.5	21.438	105.5	29.636	111.2	1:48.213	(2)	89.55	0.444	14:54:34.850
11 -	26.906	117.5	30.000	93.8	21.298	105.6	29.565	111.2	1:47.769	(1)	89.92		14:56:22.619

P10	35	Elliot LODGE					FTR - Spike Racing / SP125						
IDEAL LAP TIME : 1:47.132		BEST LAP TIME : 1:47.819					DIFFERENCE : 0.687						
LAP	SECTOR 1	SECTOR 2	SECTOR 3	SECTOR 4	LAP TIME	MPH	DIFF	TIME OF DAY					
1 -	OUTLAP	119.1	30.839	95.0	21.867	107.5	30.091	113.3				14:37:23.424	
2 -	27.350	119.8	30.245	94.9	21.332	107.2	29.741	113.7	1:48.668	89.18	0.849	14:39:12.092	
3 -	27.477	120.6	30.470	95.4	21.536	107.7	29.619	114.3	1:49.102	88.82	1.283	14:41:01.194	
4 -	27.118	121.3	30.218	95.5	21.525	107.8	29.667	115.1	1:48.528	89.29	0.709	14:42:49.722	
5 -	26.920	120.4	30.182	95.7	21.267	107.3	29.928	113.9	1:48.297	89.48	0.478	14:44:38.019	
6 -	27.064	120.0	30.076	96.1	21.156	108.0	29.523	114.5	1:47.819	(1)	89.88		14:46:25.838
7 -	27.101	120.0	30.179	94.1	21.351	107.0	29.836	114.1	1:48.467	89.34	0.648	14:48:14.305	
8 -	26.821	121.3	29.963	95.7	21.314	107.3	29.737	113.9	1:47.835	(2)	89.87	0.016	14:50:02.140
9 -	26.608	121.7	31.534	82.3	23.727	107.8	29.432	114.1	1:51.301	87.07	3.482	14:51:53.441	
10 -	26.837	120.4	30.822	83.5	21.654	108.0	29.524	113.9	1:48.837	89.04	1.018	14:53:42.278	
11 -	26.832	120.4	30.578	96.2	21.141	108.4	29.420	114.5	1:47.971	(3)	89.75	0.152	14:55:30.249

P11	44	Edmund BEST					KTM - SymCirrus Motorsport						
IDEAL LAP TIME : 1:48.047		BEST LAP TIME : 1:48.119					DIFFERENCE : 0.072						
LAP	SECTOR 1	SECTOR 2	SECTOR 3	SECTOR 4	LAP TIME	MPH	DIFF	TIME OF DAY					
1 -	OUTLAP	114.9	31.606	92.0	21.833	105.0	30.128	110.5				14:51:51.745	
2 -	27.135	117.9	30.095	92.8	21.455	105.6	30.101	111.4	1:48.786	(2)	89.08	0.667	14:53:40.531
3 -	26.940	118.5	30.167	94.2	21.135	104.8	29.877	111.6	1:48.119	(1)	89.63		14:55:28.650

P12	19 S	Victor RODRIGUEZ					Honda NSF - GA Competition						
IDEAL LAP TIME : 1:48.375		BEST LAP TIME : 1:48.451					DIFFERENCE : 0.076						
LAP	SECTOR 1	SECTOR 2	SECTOR 3	SECTOR 4	LAP TIME	MPH	DIFF	TIME OF DAY					
1 -	OUTLAP	112.9	31.598	89.3	22.445	100.3	31.041	109.8				14:36:56.998	
2 -	27.927	114.9	30.571	92.3	21.769	103.2	30.386	109.2	1:50.653	87.58	2.202	14:38:47.651	
3 -	27.349	115.7	30.582	92.1	21.616	104.5	30.321	110.3	1:49.868	88.20	1.417	14:40:37.519	
4 -	27.118	117.3	29.839	92.9	21.322	104.6	30.172	109.8	1:48.451	(1)	89.36		14:42:25.970
5 -	27.615	113.9	30.415	87.6	25.510	96.9	33.098	110.0	1:56.638	83.08	8.187	14:44:22.608	
6 -	27.116	117.3	30.318	92.9	21.815	101.0	30.513	109.8	1:49.762	88.29	1.311	14:46:12.370	
7 -	27.246	115.9	30.039	91.5	21.556	102.4	30.124	109.1	1:48.965	88.93	0.514	14:48:01.335	
8 -	27.090	117.5	29.839	91.9	21.360	103.7	30.175	109.1	1:48.464	(2)	89.35	0.013	14:49:49.799
9 -	27.241	117.5	30.304	92.5	21.522	102.9	30.527	107.8	1:49.594	88.42	1.143	14:51:39.393	
10 -	27.159	115.5	30.701	91.3	21.591	102.6	30.148	109.1	1:49.599	88.42	1.148	14:53:28.992	
11 -	27.155	115.1	29.923	93.2	21.486	102.6	30.213	108.2	1:48.777	(3)	89.09	0.326	14:55:17.769

P13	52	Jorel BOERBOOM					Kalex KTM - Fireplace Warehouse						
IDEAL LAP TIME : 1:48.438		BEST LAP TIME : 1:48.481					DIFFERENCE : 0.043						
LAP	SECTOR 1	SECTOR 2	SECTOR 3	SECTOR 4	LAP TIME	MPH	DIFF	TIME OF DAY					
1 -	OUTLAP	119.1	31.780	93.3	22.152	104.0	30.665	113.1				14:36:56.624	
2 -	28.553	120.0	30.664	95.0	21.779	106.8	30.243	113.5	1:51.239	87.12	2.758	14:38:47.863	
3 -	27.084	120.4	30.320	95.0	21.514	106.8	30.074	113.3	1:48.992	(3)	88.91	0.511	14:40:36.855
4 -	26.916	120.0	30.160	94.7	21.384	107.2	30.021	113.3	1:48.481	(1)	89.33		14:42:25.336
5 -	28.371	107.3	33.622	91.9	23.446	96.6	IN PIT		2:07.097	P	76.25	18.616	14:44:32.433
6 -	OUTLAP	118.1	31.162	94.3	21.733	106.1	30.343	112.4	3:02.442	53.11	1:13.961	14:47:34.875	
7 -	27.420	118.1	30.932	94.3	21.617	106.5	30.329	112.2	1:50.298	87.86	1.817	14:49:25.173	
8 -	27.222	118.7	30.276	95.1	21.557	106.3	30.268	112.4	1:49.323	88.64	0.842	14:51:14.496	
9 -	28.789	102.4	32.961	93.4	22.615	105.3	30.527	111.2	1:54.892	84.35	6.411	14:53:09.388	
10 -	27.219	118.1	30.117	94.9	21.623	104.6	30.280	112.2	1:49.239	88.71	0.758	14:54:58.627	

Weather / Track : Sunny / Dry

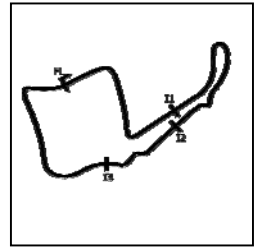
Oulton Park International
Circuit Length = 2.6920 miles
Start: 14:35 Flag 14:55 End: 14:57

MCRCB BULLETIN TK042

2017 MCE British Superbike Championship - Round 10

2017 HEL Performance British Motostar Championship

FREE PRACTICE 2 - SECTOR ANALYSIS



SECTOR 1 = FL to I1, SECTOR 2 = I1 to I2, SECTOR 3 = I2 to I3, SECTOR 4 = I3 to FL, DIFF = Difference To Personal Best Lap, P = Crossed Finish Line in Pit Lane, D = Time Disallowed
 11 - 27.090 118.5 30.300 94.2 21.558 105.8 30.024 112.4 1:48.972 (2) 88.93 0.491 14:56:47.599

P14 23		Sam LLEWELLYN				KTM - SymCirrus Motorsport			
IDEAL LAP TIME : 1:48.544		BEST LAP TIME : 1:48.937				DIFFERENCE : 0.393			
LAP	SECTOR 1	SECTOR 2	SECTOR 3	SECTOR 4	LAP TIME	MPH	DIFF	TIME OF DAY	
1 -	OUTLAP	120.0	32.494	93.5	22.367	106.3	30.626	114.9	14:36:59.691
2 -	27.719	122.6	31.613	94.6	22.185	107.0	30.612	113.7	1:52.129 86.42 3.192 14:38:51.820
3 -	27.547	120.9	31.133	94.7	21.615	106.3	30.184	114.5	1:50.479 87.72 1.542 14:40:42.299
4 -	27.144	122.4	30.767	95.1	21.618	106.3	30.058	113.7	1:49.587 (3) 88.43 0.650 14:42:31.886
5 -	27.521	119.6	30.747	94.9	21.574	107.3	30.108	113.1	1:49.950 88.14 1.013 14:44:21.836
6 -	27.327	119.6	30.318	95.1	21.501	106.8	29.791	114.3	1:48.937 (1) 88.96 14:46:10.773
7 -	26.934	120.6	30.669	94.7	24.371	102.1	IN PIT		1:59.008 P 81.43 10.071 14:48:09.781
8 -	OUTLAP	118.1	32.685	81.7	24.060	103.8	IN PIT		3:10.249 P 50.94 1:21.312 14:51:20.030
9 -	OUTLAP	118.9	31.241	90.3	22.341	106.6	30.121	113.1	2:54.384 55.57 1:05.447 14:54:14.414
10 -	27.203	120.6	30.613	95.4	21.579	108.2	30.038	115.1	1:49.433 (2) 88.55 0.496 14:56:03.847

P15 25		Mike BROUWERS				KTM - TEC7-Joma / Brouwersracingteam			
IDEAL LAP TIME : 1:48.676		BEST LAP TIME : 1:48.966				DIFFERENCE : 0.290			
LAP	SECTOR 1	SECTOR 2	SECTOR 3	SECTOR 4	LAP TIME	MPH	DIFF	TIME OF DAY	
1 -	OUTLAP	115.7	31.981	91.5	22.458	103.0	30.716	110.0	14:36:59.224
2 -	27.920	115.1	31.100	91.1	22.257	100.6	30.624	109.8	1:51.901 86.60 2.935 14:38:51.125
3 -	27.522	115.7	30.630	90.5	22.092	101.6	30.636	108.9	1:50.880 87.40 1.914 14:40:42.005
4 -	27.179	115.1	30.468	90.0	22.091	95.8	30.615	109.6	1:50.353 87.82 1.387 14:42:32.358
5 -	27.286	116.5	30.717	90.8	21.824	102.1	30.114	109.4	1:49.941 88.15 0.975 14:44:22.299
6 -	27.147	116.5	30.403	90.6	21.728	102.4	30.005	110.3	1:49.283 (3) 88.68 0.317 14:46:11.582
7 -	27.023	115.3	30.374	90.5	21.545	100.9	30.024	108.7	1:48.966 (1) 88.93 14:48:00.548
8 -	27.210	115.9	30.103	91.1	21.662	102.4	30.038	109.2	1:49.013 (2) 88.90 0.047 14:49:49.561
9 -	27.412	115.3	30.193	90.5	21.649	102.7	30.052	107.8	1:49.306 88.66 0.340 14:51:38.867
10 -	27.107	114.1	30.113	91.1	21.862	101.6	30.206	108.9	1:49.288 88.67 0.322 14:53:28.155
11 -	27.050	115.1	30.361	92.3	21.911	104.6	30.344	108.4	1:49.666 88.37 0.700 14:55:17.821

P16 54		Sam BURMAN				KTM - TeamWNT / Burman Racing			
IDEAL LAP TIME : 1:49.215		BEST LAP TIME : 1:49.270				DIFFERENCE : 0.055			
LAP	SECTOR 1	SECTOR 2	SECTOR 3	SECTOR 4	LAP TIME	MPH	DIFF	TIME OF DAY	
1 -	OUTLAP	120.0	31.998	97.5	22.907	106.3	30.710	115.9	14:36:58.470
2 -	28.373	121.3	31.950	97.1	22.280	107.3	31.220	112.7	1:53.823 85.14 4.553 14:38:52.293
3 -	27.912	121.3	30.665	95.8	21.955	107.3	30.285	115.3	1:50.817 87.45 1.547 14:40:43.110
4 -	27.650	121.7	30.534	96.4	21.834	107.0	30.188	115.5	1:50.206 87.93 0.936 14:42:33.316
5 -	27.549	120.2	30.494	96.8	21.668	106.5	30.380	115.9	1:50.091 88.02 0.821 14:44:23.407
6 -	27.821	120.4	31.908	94.9	22.568	107.2	IN PIT		2:01.413 P 79.82 12.143 14:46:24.820
7 -	OUTLAP	119.8	31.854	95.0	22.124	107.2	30.476	114.5	2:49.464 57.18 1:00.194 14:49:14.284
8 -	27.663	120.0	30.592	96.4	21.739	107.5	29.983	115.9	1:49.977 (3) 88.12 0.707 14:51:04.261
9 -	27.761	120.6	30.486	96.2	21.712	107.3	30.158	113.9	1:50.117 88.00 0.847 14:52:54.378
10 -	27.302	120.4	30.541	97.1	21.535	107.5	29.892	114.1	1:49.270 (1) 88.69 14:54:43.648
11 -	27.314	119.8	30.605	95.3	21.545	107.2	29.931	114.1	1:49.395 (2) 88.58 0.125 14:56:33.043

P17 55 S		Jack SCOTT				Honda NSF - J J Racing			
IDEAL LAP TIME : 1:49.474		BEST LAP TIME : 1:49.699				DIFFERENCE : 0.225			
LAP	SECTOR 1	SECTOR 2	SECTOR 3	SECTOR 4	LAP TIME	MPH	DIFF	TIME OF DAY	
1 -	OUTLAP	112.5	32.675	89.5	22.568	100.3	30.625	107.5	14:37:00.166
2 -	28.019	114.1	31.452	91.0	22.063	102.1	30.906	107.3	1:52.440 86.19 2.741 14:38:52.606
3 -	28.162	114.7	32.756	85.2	22.780	100.6	IN PIT		2:00.731 P 80.27 11.032 14:40:53.337
4 -	OUTLAP	107.3	31.557	89.2	22.207	99.2	30.755	105.6	2:32.168 63.68 42.469 14:43:25.505
5 -	28.182	110.7	31.118	89.4	21.810	100.1	30.654	105.3	1:51.764 86.71 2.065 14:45:17.269
6 -	27.780	111.2	30.685	89.7	21.767	99.5	30.244	105.8	1:50.476 87.72 0.777 14:47:07.745
7 -	27.454	111.8	30.384	89.0	21.635	99.7	30.266	106.1	1:49.739 (2) 88.31 0.040 14:48:57.484
8 -	27.364	111.6	30.364	90.1	21.670	99.5	30.368	105.3	1:49.766 (3) 88.29 0.067 14:50:47.250
9 -	27.641	111.2	30.591	89.7	25.119	58.0	39.588	100.3	2:02.939 78.83 13.240 14:52:50.189
10 -	27.870	110.5	30.557	89.7	21.800	100.1	30.205	106.3	1:50.432 87.75 0.733 14:54:40.621
11 -	27.303	111.2	30.547	90.0	21.677	99.8	30.172	105.6	1:49.699 (1) 88.34 14:56:30.320

Weather / Track : Sunny / Dry

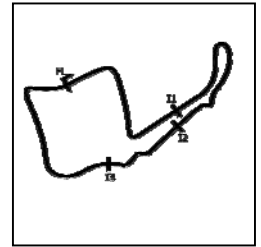
Oulton Park International
 Circuit Length = 2.6920 miles
 Start: 14:35 Flag 14:55 End: 14:57

MCRCB BULLETIN TK042

2017 MCE British Superbike Championship - Round 10

2017 HEL Performance British Motostar Championship

FREE PRACTICE 2 - SECTOR ANALYSIS



SECTOR 1 = FL to I1, SECTOR 2 = I1 to I2 SECTOR 3 = I2 to I3, SECTOR 4 = I3 to FL, DIFF = Difference To Personal Best Lap, P = Crossed Finish Line in Pit Lane, D = Time Disallowed

P18		30 S		Max COOK				Honda NSF - Wilson Racing			
IDEAL LAP TIME :				BEST LAP TIME : 1:49.973				DIFFERENCE :			
LAP	SECTOR 1	SECTOR 2	SECTOR 3	SECTOR 4	LAP TIME	MPH	DIFF	TIME OF DAY			
1 -								14:36:59.395			
2 -					1:53.158	85.64	3.185	14:38:52.553			
3 -				IN PIT	1:59.783	P 80.90	9.810	14:40:52.336			
4 -					5:22.018	30.09	3:32.045	14:46:14.355			
5 -					1:51.241	87.11	1.268	14:48:05.596			
6 -					1:49.973 (1)	88.12		14:49:55.569			
7 -					2:01.664	79.65	11.691	14:51:57.233			
8 -					1:50.018	(2) 88.08	0.045	14:53:47.251			
9 -					1:50.442	(3) 87.75	0.469	14:55:37.693			

P19		20		Joel MARKLUND				KTM - Marklund Solutions / SP125				
IDEAL LAP TIME : 1:50.272				BEST LAP TIME : 1:50.467				DIFFERENCE : 0.195				
LAP	SECTOR 1	SECTOR 2	SECTOR 3	SECTOR 4	LAP TIME	MPH	DIFF	TIME OF DAY				
1 -	OUTLAP	117.9	31.135	93.7	22.325	105.8	30.610	112.7	14:37:26.452			
2 -	27.961	116.9	31.166	93.4	22.151	106.1	30.985	112.2	14:39:18.715			
3 -	27.835	117.7	30.769	93.9	21.986	105.8	30.667	112.4	14:41:09.972			
4 -	27.832	117.3	30.975	94.3	21.954	104.2	31.098	111.8	14:43:01.831			
5 -	27.781	117.7	30.682	94.1	27.887	106.0	30.601	112.7	14:44:58.782			
6 -	27.686	118.9	30.652	93.7	21.763	106.5	30.366	113.5	1:50.467 (1)	87.73		14:46:49.249
7 -	27.622	117.1	30.845	93.9	22.013	105.8	30.560	112.7	1:51.040	87.27	0.573	14:48:40.289
8 -	27.755	117.1	30.859	94.3	21.876	105.8	30.717	111.8	1:51.207	87.14	0.740	14:50:31.496
9 -	27.706	117.3	30.684	94.5	21.834	105.8	30.672	112.2	1:50.896	87.39	0.429	14:52:22.392
10 -	27.672	115.7	30.521	94.5	21.816	106.0	30.589	111.6	1:50.598	(2) 87.62	0.131	14:54:12.990
11 -	27.792	115.9	30.614	92.9	21.874	106.1	30.507	113.1	1:50.787	(3) 87.47	0.320	14:56:03.777

P20		2 S		Thomas STRUDWICK				Honda NSF - Case Moto Rapido Moto3				
IDEAL LAP TIME : 1:50.466				BEST LAP TIME : 1:50.806				DIFFERENCE : 0.340				
LAP	SECTOR 1	SECTOR 2	SECTOR 3	SECTOR 4	LAP TIME	MPH	DIFF	TIME OF DAY				
1 -	OUTLAP	113.1	31.320	89.7	22.487	101.8	30.700	108.7	14:37:23.307			
2 -	27.892	116.1	30.702	91.4	21.764	102.4	30.448	108.5	1:50.806 (1)	87.46		14:39:14.113
3 -	27.724	114.9	30.769	91.8	22.123	102.1	30.276	108.4	1:50.892	(2) 87.39	0.086	14:41:05.005

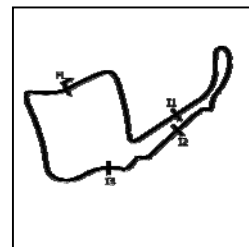
P21		99		Stephen CAMPBELL				Honda - Campbell Racing				
IDEAL LAP TIME : 1:51.310				BEST LAP TIME : 1:51.646				DIFFERENCE : 0.336				
LAP	SECTOR 1	SECTOR 2	SECTOR 3	SECTOR 4	LAP TIME	MPH	DIFF	TIME OF DAY				
1 -	OUTLAP	111.4	33.021	88.7	23.774	98.1	31.837	107.8	14:37:12.297			
2 -	28.688	111.6	31.815	88.7	22.865	100.6	31.119	108.0	1:54.487	(3) 84.64	2.841	14:39:06.784
3 -	28.193	114.7	31.130	90.9	22.627	100.7	30.793	107.0	1:52.743	(2) 85.95	1.097	14:40:59.527
4 -	27.961	113.3	31.029	89.7	22.187	101.9	30.469	107.2	1:51.646 (1)	86.80		14:42:51.173
5 -	28.119	112.5	30.826	89.5	22.182	99.2	IN PIT	1:58.291	P 81.92	6.645	14:44:49.464	
6 -	OUTLAP	107.5	32.556	87.1	22.847	98.5	IN PIT	5:03.244	P 31.95	3:11.598	14:49:52.708	
7 -	OUTLAP	110.0	32.500	89.9	22.278	101.9	30.341	107.0	5:39.681	28.53	3:48.035	14:55:32.389

P22		95 S		Ross TURNER				Honda NSF - RedRat Racing				
IDEAL LAP TIME : 1:51.663				BEST LAP TIME : 1:51.954				DIFFERENCE : 0.291				
LAP	SECTOR 1	SECTOR 2	SECTOR 3	SECTOR 4	LAP TIME	MPH	DIFF	TIME OF DAY				
1 -	OUTLAP	109.2	33.255	89.7	22.920	100.1	31.996	106.8	14:37:07.591			
2 -	29.467	111.8	32.167	90.5	22.680	99.8	31.496	107.0	1:55.810	83.68	3.856	14:39:03.401
3 -	28.172	114.1	31.961	90.6	22.251	101.5	30.946	108.4	1:53.330	85.51	1.376	14:40:56.731
4 -	28.018	114.9	31.614	90.6	22.239	100.9	31.094	107.7	1:52.965	85.79	1.011	14:42:49.696
5 -	28.146	114.1	31.152	91.4	21.970	101.5	30.941	108.5	1:52.209	(2) 86.36	0.255	14:44:41.905
6 -	28.236	113.1	31.369	90.3	22.259	101.5	30.988	108.2	1:52.852	85.87	0.898	14:46:34.757
7 -	28.078	113.3	31.362	89.2	22.136	100.3	30.910	107.3	1:52.486	(3) 86.15	0.532	14:48:27.243
8 -	28.309	113.7	31.026	92.0	21.900	101.2	30.719	108.9	1:51.954 (1)	86.56		14:50:19.197
9 -	28.096	115.5	31.315	92.5	22.155	100.3	31.051	106.8	1:52.617	86.05	0.663	14:52:11.814
10 -	28.213	111.8	31.440	90.9	22.179	100.3	31.074	107.3	1:52.906	85.83	0.952	14:54:04.720

Weather / Track : Sunny / Dry

Oulton Park International
Circuit Length = 2.6920 miles
Start: 14:35 Flag 14:55 End: 14:57

FREE PRACTICE 2 - SECTOR ANALYSIS



SECTOR 1 = FL to I1, SECTOR 2 = I1 to I2 SECTOR 3 = I2 to I3, SECTOR 4 = I3 to FL, DIFF = Difference To Personal Best Lap, P = Crossed Finish Line in Pit Lane, D = Time Disallowed

11 - 28.251 112.4 31.871 89.5 22.164 100.1 30.937 107.0 1:53.223 85.59 1.269 14:55:57.943

P23		24 S		Shane FABER				Honda NSF - SymCircus Motorsport / Shane Faber Racing			
IDEAL LAP TIME : 1:51.756		BEST LAP TIME : 1:51.957				DIFFERENCE : 0.201					
LAP	SECTOR 1	SECTOR 2		SECTOR 3		SECTOR 4		LAP TIME	MPH	DIFF	TIME OF DAY
1 -	OUTLAP	109.1	32.716	86.9	23.292	97.8	31.571	105.6			14:37:28.325
2 -	28.717	110.7	31.825	88.4	22.879	98.6	IN PIT	2:04.223	P 78.01	12.266	14:39:32.548
3 -	OUTLAP	109.2	31.923	88.3	22.726	98.3	31.474	105.3	4:01.790	40.08	14:43:34.338
4 -	28.129	111.6	31.488	89.0	22.418	98.6	31.254	105.6	1:53.289	85.54	14:45:27.627
5 -	27.944	112.0	31.037	89.3	22.250	99.4	31.131	106.0	1:52.362 (3)	86.25	14:47:19.989
6 -	28.044	111.8	31.213	88.6	22.091	100.4	30.864	106.3	1:52.212 (2)	86.36	14:49:12.201
7 -	27.778	112.2	31.023	90.1	22.133	99.7	31.023	106.0	1:51.957 (1)	86.56	14:51:04.158
8 -	28.846	111.6	32.397	88.4	22.712	98.1	IN PIT	2:01.892	P 79.50	9.935	14:53:06.050
9 -	OUTLAP	110.5	31.708	88.1	22.307	99.2	30.924	105.8	2:54.982	55.38	14:56:01.032

P24		56 S		Charlie ATKINS				Honda NSF - Wilson Racing			
IDEAL LAP TIME : 1:51.733		BEST LAP TIME : 1:51.974				DIFFERENCE : 0.241					
LAP	SECTOR 1	SECTOR 2		SECTOR 3		SECTOR 4		LAP TIME	MPH	DIFF	TIME OF DAY
1 -	OUTLAP	113.3	32.998	90.8	22.892	103.2	31.335	108.9			14:37:04.307
2 -	32.270	66.3	36.479	81.2	23.247	102.9	31.032	110.5	2:03.028	78.77	14:39:07.335
3 -	28.786	115.3	31.302	90.1	22.392	103.2	30.959	110.1	1:53.439	85.43	14:41:00.774
4 -	28.416	115.5	31.398	89.0	22.413	101.3	30.927	108.9	1:53.154 (3)	85.64	14:42:53.928
5 -	28.650	114.3	32.092	74.6	23.429	98.8	IN PIT	2:04.063	P 78.11	12.089	14:44:57.991
6 -	OUTLAP	61.3	57.290	74.4	25.615	80.3	33.288	108.0	3:17.891	48.97	14:48:15.882
7 -	29.777	80.8	34.941	91.1	22.418	101.9	36.872	85.4	2:04.008	78.15	14:50:19.890
8 -	28.860	115.5	31.440	90.8	21.954	103.7	30.441	108.7	1:52.695 (2)	85.99	14:52:12.585
9 -	28.263	114.7	31.289	92.8	23.030	97.5	31.284	108.7	1:53.866	85.11	14:54:06.451
10 -	28.454	115.1	31.102	89.8	21.927	103.8	30.491	110.0	1:51.974 (1)	86.54	14:55:58.425

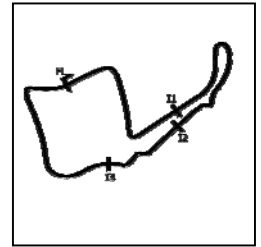
P25		27		Josh HODGE				KTM - Team HPR			
IDEAL LAP TIME : 1:51.994		BEST LAP TIME : 1:52.206				DIFFERENCE : 0.212					
LAP	SECTOR 1	SECTOR 2		SECTOR 3		SECTOR 4		LAP TIME	MPH	DIFF	TIME OF DAY
1 -	OUTLAP	115.3	32.820	92.6	22.610	103.7	31.250	111.8			14:36:58.088
2 -	28.474	117.1	32.055	93.8	22.215	105.1	31.352	111.6	1:54.096	84.93	14:38:52.184
3 -	28.382	118.3	31.600	93.0	22.124	105.0	31.104	110.7	1:53.210	85.60	14:40:45.394
4 -	28.255	117.3	31.612	93.5	22.210	105.3	31.325	109.1	1:53.402	85.45	14:42:38.796
5 -	28.213	115.9	32.114	94.7	22.510	105.3	31.114	110.7	1:53.951	85.04	14:44:32.747
6 -	28.226	116.3	31.535	93.5	21.988	105.3	30.876	111.6	1:52.625 (3)	86.04	14:46:25.372
7 -	28.098	117.5	31.403	94.2	21.911	105.8	30.921	111.1	1:52.333 (2)	86.27	14:48:17.705
8 -	28.039	117.1	31.500	93.5	22.095	104.5	31.168	110.5	1:52.802	85.91	14:50:10.507
9 -	27.804	117.5	31.462	94.7	21.946	104.6	30.994	110.7	1:52.206 (1)	86.37	14:52:02.713
10 -	28.242	116.9	31.428	94.5	21.954	105.3	31.074	110.9	1:52.698	85.99	14:53:55.411
11 -	28.045	115.9	31.665	93.2	22.035	105.3	30.891	110.3	1:52.636	86.04	14:55:48.047

P26		89 S		T. Fox MORETON				Honda NSF - Banks Racing / Moto Engineering			
IDEAL LAP TIME : 1:52.211		BEST LAP TIME : 1:52.472				DIFFERENCE : 0.261					
LAP	SECTOR 1	SECTOR 2		SECTOR 3		SECTOR 4		LAP TIME	MPH	DIFF	TIME OF DAY
1 -	OUTLAP	115.5	33.449	91.9	23.069	102.6	31.587	108.0			14:37:03.614
2 -	28.182	114.9	32.161	92.3	22.619	102.9	31.009	108.7	1:53.971 (3)	85.03	14:38:57.585
3 -	28.042	114.3	31.713	91.6	22.566	103.0	30.660	108.7	1:52.981 (2)	85.77	14:40:50.566
4 -	27.701	115.3	31.709	92.1	22.389	104.2	30.673	109.4	1:52.472 (1)	86.16	14:42:43.038
5 -	28.362	114.5	32.215	91.8	22.805	100.0	IN PIT	2:02.438	P 79.15	9.966	14:44:45.476
6 -	OUTLAP	113.1	31.940	92.5	22.172	103.0	30.927	107.7	2:26.371	66.21	14:47:11.847
7 -	28.110	113.9	32.029	91.6	22.999	100.4	31.545	107.7	1:54.683	84.50	14:49:06.530
8 -	29.082	113.1	33.315	90.5	22.676	102.6	IN PIT	2:02.687	P 78.99	10.215	14:51:09.217
9 -	OUTLAP	111.6	32.078	92.6	22.141	103.0	31.298	106.5	4:09.479	38.84	14:55:18.696

2017 MCE British Superbike Championship - Round 10

2017 HEL Performance British Motostar Championship

FREE PRACTICE 2 - SECTOR ANALYSIS



SECTOR 1 = FL to I1, SECTOR 2 = I1 to I2 SECTOR 3 = I2 to I3, SECTOR 4 = I3 to FL, DIFF = Difference To Personal Best Lap, P = Crossed Finish Line in Pit Lane, D = Time Disallowed

P27		26 S		Scott OGDEN				Honda NSF - Cresswell Racing				
IDEAL LAP TIME : 1:52.336		BEST LAP TIME : 1:52.928				DIFFERENCE : 0.592						
LAP	SECTOR 1	SECTOR 2	SECTOR 3	SECTOR 4	LAP TIME	MPH	DIFF	TIME OF DAY				
1 -	OUTLAP	113.3	33.343	90.5	22.927	100.7	32.383	106.3			14:37:03.847	
2 -	29.019	111.4	32.377	90.9	22.389	102.2	31.192	108.4	1:54.977	84.28	2.049	14:38:58.824
3 -	28.760	112.9	32.049	90.0	22.223	102.1	31.228	108.4	1:54.260	84.81	1.332	14:40:53.084
4 -	28.400	115.3	31.550	91.3	21.946	101.6	31.148	108.2	1:53.044	85.73	0.116	14:42:46.128
5 -	28.325	114.1	31.724	90.5	22.063	101.3	31.253	108.5	1:53.365	85.48	0.437	14:44:39.493
6 -	28.389	112.9	31.674	90.8	21.917	101.6	31.582	108.0	1:53.562	85.33	0.634	14:46:33.055
7 -	28.349	113.1	31.506	89.9	22.014	100.9	31.059	107.2	1:52.928 (1)	85.81		14:48:25.983
8 -	28.363	113.7	31.565	90.8	22.026	101.0	31.054	108.2	1:53.008 (3)	85.75	0.080	14:50:18.991
9 -	28.126	114.5	31.384	90.1	22.444	103.2	31.149	108.9	1:53.103	85.68	0.175	14:52:12.094
10 -	28.095	114.3	31.684	91.4	22.069	102.4	31.123	109.6	1:52.971 (2)	85.78	0.043	14:54:05.065
11 -	28.375	113.9	31.633	92.3	22.191	102.9	30.940	108.9	1:53.139	85.65	0.211	14:55:58.204

P28		45 S		Scott SWANN				Honda NSF - Swann Racing				
IDEAL LAP TIME : 1:52.735		BEST LAP TIME : 1:52.998				DIFFERENCE : 0.263						
LAP	SECTOR 1	SECTOR 2	SECTOR 3	SECTOR 4	LAP TIME	MPH	DIFF	TIME OF DAY				
1 -	OUTLAP	108.7	34.407	87.0	23.403	98.8	32.060	106.0			14:37:07.473	
2 -	29.587	110.7	32.913	88.8	22.836	99.8	31.755	106.8	1:57.091	82.76	4.093	14:39:04.564
3 -	28.912	111.8	32.492	89.1	22.832	97.6	31.900	105.6	1:56.136	83.44	3.138	14:41:00.700
4 -	28.997	111.1	32.328	89.2	22.677	98.6	31.515	105.6	1:55.517	83.89	2.519	14:42:56.217
5 -	29.132	110.1	32.118	89.2	22.592	99.1	31.865	102.7	1:55.707	83.75	2.709	14:44:51.924
6 -	28.766	111.1	32.055	89.5	22.354	100.0	31.245	106.8	1:54.420	84.69	1.422	14:46:46.344
7 -	28.689	110.7	32.293	88.1	22.452	98.9	31.171	106.0	1:54.605	84.56	1.607	14:48:40.949
8 -	28.332	112.2	31.882	89.7	22.270	99.2	30.970	106.1	1:53.454 (3)	85.42	0.456	14:50:34.403
9 -	28.277	111.8	31.590	89.8	22.330	99.5	30.801	106.0	1:52.998 (1)	85.76		14:52:27.401
10 -	28.448	108.5	31.882	89.2	22.336	99.8	30.879	106.1	1:53.545	85.35	0.547	14:54:20.946
11 -	28.402	111.2	31.747	89.2	22.145	100.3	30.723	105.6	1:53.017 (2)	85.75	0.019	14:56:13.963

P29		13 S		Jacob CLARK				Honda NSF - Wilson Racing				
IDEAL LAP TIME : 1:53.048		BEST LAP TIME : 1:53.172				DIFFERENCE : 0.124						
LAP	SECTOR 1	SECTOR 2	SECTOR 3	SECTOR 4	LAP TIME	MPH	DIFF	TIME OF DAY				
1 -	OUTLAP	104.8	34.094	89.8	23.002	100.6	31.902	106.6			14:37:04.424	
2 -	28.813	111.6	32.344	90.3	22.418	101.6	31.667	106.3	1:55.242	84.09	2.070	14:38:59.666
3 -	28.262	113.7	31.901	90.1	22.292	101.2	31.645	105.3	1:54.100	84.93	0.928	14:40:53.766
4 -	28.172	114.1	31.529	90.0	22.136	101.0	31.335	107.0	1:53.172 (1)	85.63		14:42:46.938
5 -	28.396	112.2	31.870	90.9	22.109	100.1	31.518	107.7	1:53.893	85.09	0.721	14:44:40.831
6 -	28.308	112.2	31.958	89.8	22.208	100.9	IN PIT		2:00.363 P	80.51	7.191	14:46:41.194
7 -	OUTLAP	109.6	32.176	88.8	23.081	98.2	31.415	106.0	3:07.317	51.73	1:14.145	14:49:48.511
8 -	28.607	111.4	31.894	89.7	22.124	99.7	31.238	106.8	1:53.863 (3)	85.11	0.691	14:51:42.374
9 -	28.627	111.6	31.989	89.1	22.350	100.1	31.277	106.5	1:54.243	84.83	1.071	14:53:36.617
10 -	28.330	111.4	31.742	89.8	22.124	99.1	31.245	106.3	1:53.441 (2)	85.43	0.269	14:55:30.058

P30		50 S		Aditya BEHAL				Honda NSF - Microlise Cresswell Racing				
IDEAL LAP TIME : 1:59.916		BEST LAP TIME : 2:00.546				DIFFERENCE : 0.630						
LAP	SECTOR 1	SECTOR 2	SECTOR 3	SECTOR 4	LAP TIME	MPH	DIFF	TIME OF DAY				
1 -	OUTLAP	110.0	35.956	86.9	25.438	89.9	34.989	102.4			14:37:15.654	
2 -	31.887	110.1	34.390	85.2	24.088	91.3	34.579	103.7	2:04.944	77.56	4.398	14:39:20.598
3 -	30.652	112.0	34.182	89.0	23.863	93.9	35.587	95.3	2:04.284	77.97	3.738	14:41:24.882
4 -	31.224	109.2	34.926	88.7	23.770	91.8	33.428	104.2	2:03.348	78.56	2.802	14:43:28.230
5 -	30.923	107.5	34.620	87.7	23.643	97.8	33.470	103.4	2:02.656	79.01	2.110	14:45:30.886
6 -	30.378	111.2	33.836	88.8	23.687	95.8	34.183	104.5	2:02.084	79.38	1.538	14:47:32.970
7 -	30.730	110.7	34.265	87.4	23.757	96.1	33.249	104.3	2:02.001	79.43	1.455	14:49:34.971
8 -	30.147	110.9	33.730	89.0	23.292	97.8	33.377	102.9	2:00.546 (1)	80.39		14:51:35.517
9 -	30.452	110.0	33.855	87.6	23.614	97.6	33.045	101.9	2:00.966 (3)	80.11	0.420	14:53:36.483
10 -	30.640	109.2	33.730	90.9	22.994	98.6	33.319	103.2	2:00.683 (2)	80.30	0.137	14:55:37.166

Weather / Track : Sunny / Dry

Oulton Park International
 Circuit Length = 2.6920 miles
 Start: 14:35 Flag 14:55 End: 14:57

MCRCB BULLETIN TK043**2017 MCE British Superbike Championship - Round 10****2017 HEL Performance British Motostar Championship****FREE PRACTICE 2 - BEST SPEEDS**

POS	INTERMEDIATE 1		INTERMEDIATE 2		INTERMEDIATE 3		FINISH LINE		MPH			
	NO	NAME	MPH	NO	NAME	MPH	NO	NAME				
1	47	ARCHER	123.1	79	STACEY	98.2	47	ARCHER	111.2	15	McMANUS	116.5
2	79	STACEY	122.6	69	BOOTH-AMOS	97.9	69	BOOTH-AMOS	109.8	47	ARCHER	116.1
3	23	LLEWELLYN	122.6	47	ARCHER	97.9	79	STACEY	109.6	79	STACEY	116.1
4	15	McMANUS	122.4	15	McMANUS	97.6	15	McMANUS	109.4	54	BURMAN	115.9
5	64	DURHAM	122.4	54	BURMAN	97.5	64	DURHAM	109.2	3	KERR	115.5
6	69	BOOTH-AMOS	122.0	64	DURHAM	96.8	3	KERR	108.4	69	BOOTH-AMOS	115.3
7	35	LODGE	121.7	3	KERR	96.6	35	LODGE	108.4	35	LODGE	115.1
8	54	BURMAN	121.7	35	LODGE	96.2	23	LLEWELLYN	108.2	23	LLEWELLYN	115.1
9	3	KERR	120.9	23	LLEWELLYN	95.4	54	BURMAN	107.5	64	DURHAM	114.7
10	52	BOERBOOM	120.4	52	BOERBOOM	95.1	52	BOERBOOM	107.2	52	BOERBOOM	113.5
11	20	MARKLUND	118.9	27	HODGE	94.7	20	MARKLUND	106.5	20	MARKLUND	113.5
12	17	CARNE	118.7	20	MARKLUND	94.5	17	CARNE	106.3	34	DELVES	113.1
13	44	BEST	118.5	34	DELVES	94.3	34	DELVES	106.1	17	CARNE	112.4
14	27	HODGE	118.3	17	CARNE	94.2	27	HODGE	105.8	12	RENDELL	112.0
15	12	RENDELL	118.1	44	BEST	94.2	44	BEST	105.6	27	HODGE	111.8
16	34	DELVES	118.1	12	RENDELL	93.7	12	RENDELL	105.3	44	BEST	111.6
17	19	RODRIGUEZ	117.5	19	RODRIGUEZ	93.2	19	RODRIGUEZ	104.6	56	ATKINS	110.5
18	25	BROUWERS	116.5	56	ATKINS	92.8	25	BROUWERS	104.6	19	RODRIGUEZ	110.3
19	2	STRUDWICK	116.1	89	MORETON	92.6	89	MORETON	104.2	25	BROUWERS	110.3
20	95	TURNER	115.5	95	TURNER	92.5	56	ATKINS	103.8	26	OGDEN	109.6
21	56	ATKINS	115.5	25	BROUWERS	92.3	26	OGDEN	103.2	89	MORETON	109.4
22	89	MORETON	115.5	26	OGDEN	92.3	2	STRUDWICK	102.4	95	TURNER	108.9
23	26	OGDEN	115.3	2	STRUDWICK	91.8	55	SCOTT	102.1	2	STRUDWICK	108.7
24	55	SCOTT	114.7	55	SCOTT	91.0	99	CAMPBELL	101.9	99	CAMPBELL	108.0
25	99	CAMPBELL	114.7	99	CAMPBELL	90.9	13	CLARK	101.6	13	CLARK	107.7
26	13	CLARK	114.1	13	CLARK	90.9	95	TURNER	101.5	55	SCOTT	107.5
27	24	FABER	112.2	50	BEHAL	90.9	24	FABER	100.4	45	SWANN	106.8
28	45	SWANN	112.2	24	FABER	90.1	45	SWANN	100.3	24	FABER	106.3
29	50	BEHAL	112.0	45	SWANN	89.8	50	BEHAL	98.6	50	BEHAL	104.5
30												

Weather / Track : Sunny / Dry

Results can be found at www.tsl-timing.comOulton Park International
Circuit Length = 2.6920 miles
Start: 14:35 Flag 14:55 End: 14:57

Printed - 14:58 Friday, 15 September 2017

MCRCB BULLETIN TK044

2017 MCE British Superbike Championship - Round 10

2017 HEL Performance British Motostar Championship

FREE PRACTICE 2 - BEST SECTORS

SECTOR 1				SECTOR 2				SECTOR 3				SECTOR 4				IDEAL / BEST COMPARISON		
POS	NO	NAME	TIME	NO	NAME	TIME	NO	NAME	TIME	NO	NAME	TIME	NO	NAME	IDEAL	BEST	DIFF	
															<div style="border: 1px solid black; padding: 2px; display: inline-block;"> PERFECT LAP 1:43.113 </div>			
1	69	BOOTH-A	25.871	69	BOOTH-A	28.463	69	BOOTH-A	20.294	69	BOOTH-A	28.485	1	69	BOOTH-AMOS	1:43.113	1:43.201	0.088
2	15	McMANUS	26.193	12	RENDELL	28.890	47	ARCHER	20.652	47	ARCHER	28.731	2	15	McMANUS	1:45.009	1:45.093	0.084
3	47	ARCHER	26.275	15	McMANUS	29.266	15	McMANUS	20.764	15	McMANUS	28.786	3	47	ARCHER	1:45.072	1:45.325	0.253
4	12	RENDELL	26.393	47	ARCHER	29.414	12	RENDELL	20.898	79	STACEY	29.120	4	12	RENDELL	1:45.302	1:45.302	0.000
5	17	CARNE	26.409	79	STACEY	29.480	79	STACEY	20.910	12	RENDELL	29.121	5	79	STACEY	1:46.320	1:46.320	0.000
6	64	DURHAM	26.536	3	KERR	29.555	17	CARNE	20.952	3	KERR	29.350	6	17	CARNE	1:46.465	1:46.465	0.000
7	35	LODGE	26.608	17	CARNE	29.597	44	BEST	21.135	35	LODGE	29.420	7	3	KERR	1:46.732	1:47.259	0.527
8	3	KERR	26.669	64	DURHAM	29.705	35	LODGE	21.141	64	DURHAM	29.488	8	64	DURHAM	1:46.970	1:47.412	0.442
9	79	STACEY	26.810	19	RODRIGU	29.839	3	KERR	21.158	17	CARNE	29.507	9	35	LODGE	1:47.132	1:47.819	0.687
10	34	DELVES	26.892	35	LODGE	29.963	64	DURHAM	21.241	34	DELVES	29.532	10	34	DELVES	1:47.722	1:47.769	0.047
11	52	BOERBOO	26.916	34	DELVES	30.000	34	DELVES	21.298	23	LLEWELL	29.791	11	44	BEST	1:48.047	1:48.119	0.072
12	23	LLEWELL	26.934	44	BEST	30.095	19	RODRIGU	21.322	44	BEST	29.877	12	19	RODRIGUEZ	1:48.375	1:48.451	0.076
13	44	BEST	26.940	25	BROUWER	30.103	52	BOERBOO	21.384	54	BURMAN	29.892	13	52	BOERBOOM	1:48.438	1:48.481	0.043
14	25	BROUWER	27.023	52	BOERBOO	30.117	23	LLEWELL	21.501	25	BROUWER	30.005	14	23	LLEWELLYN	1:48.544	1:48.937	0.393
15	19	RODRIGU	27.090	23	LLEWELL	30.318	54	BURMAN	21.535	52	BOERBOO	30.021	15	25	BROUWERS	1:48.676	1:48.966	0.290
16	54	BURMAN	27.302	55	SCOTT	30.364	25	BROUWER	21.545	19	RODRIGU	30.124	16	54	BURMAN	1:49.215	1:49.270	0.055
17	55	SCOTT	27.303	54	BURMAN	30.486	55	SCOTT	21.635	55	SCOTT	30.172	17	55	SCOTT	1:49.474	1:49.699	0.225
18	20	MARKLUN	27.622	20	MARKLUN	30.521	20	MARKLUN	21.763	2	STRUDWI	30.276	18	20	MARKLUND	1:50.272	1:50.467	0.195
19	89	MORETON	27.701	2	STRUDWI	30.702	2	STRUDWI	21.764	99	CAMPBEL	30.341	19	2	STRUDWICK	1:50.466	1:50.806	0.340
20	2	STRUDWI	27.724	99	CAMPBEL	30.826	95	TURNER	21.900	20	MARKLUN	30.366	20	99	CAMPBELL	1:51.310	1:51.646	0.336
21	24	FABER	27.778	24	FABER	31.023	27	HODGE	21.911	56	ATKINS	30.441	21	95	TURNER	1:51.663	1:51.954	0.291
22	27	HODGE	27.804	95	TURNER	31.026	26	OGDEN	21.917	89	MORETON	30.660	22	56	ATKINS	1:51.733	1:51.974	0.241
23	99	CAMPBEL	27.961	56	ATKINS	31.102	56	ATKINS	21.927	95	TURNER	30.719	23	24	FABER	1:51.756	1:51.957	0.201
24	95	TURNER	28.018	26	OGDEN	31.384	24	FABER	22.091	45	SWANN	30.723	24	27	HODGE	1:51.994	1:52.206	0.212
25	26	OGDEN	28.095	27	HODGE	31.403	13	CLARK	22.109	24	FABER	30.864	25	89	MORETON	1:52.211	1:52.472	0.261
26	13	CLARK	28.172	13	CLARK	31.529	89	MORETON	22.141	27	HODGE	30.876	26	26	OGDEN	1:52.336	1:52.928	0.592
27	56	ATKINS	28.263	45	SWANN	31.590	45	SWANN	22.145	26	OGDEN	30.940	27	45	SWANN	1:52.735	1:52.998	0.263
28	45	SWANN	28.277	89	MORETON	31.709	99	CAMPBEL	22.182	13	CLARK	31.238	28	13	CLARK	1:53.048	1:53.172	0.124
29	50	BEHAL	30.147	50	BEHAL	33.730	50	BEHAL	22.994	50	BEHAL	33.045	29	50	BEHAL	1:59.916	2:00.546	0.630
30													30	30	COOK		1:49.973	

Weather / Track : Sunny / Dry

Results can be found at www.tsl-timing.com

Oulton Park International
 Circuit Length = 2.6920 miles
 Start: 14:35 Flag 14:55 End: 14:57

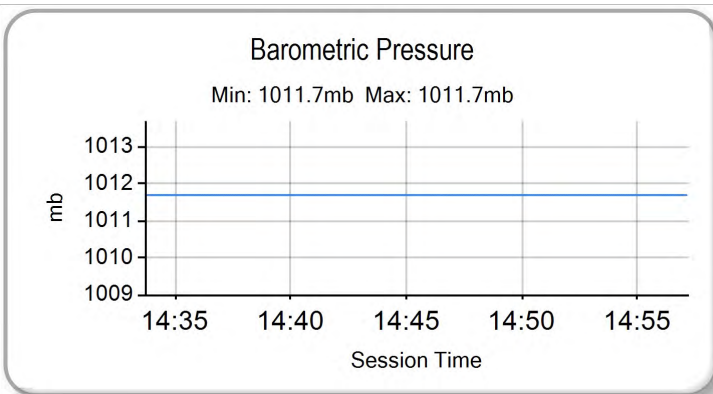
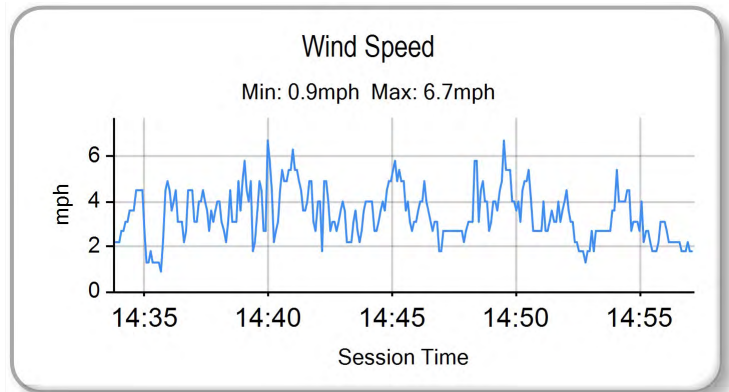
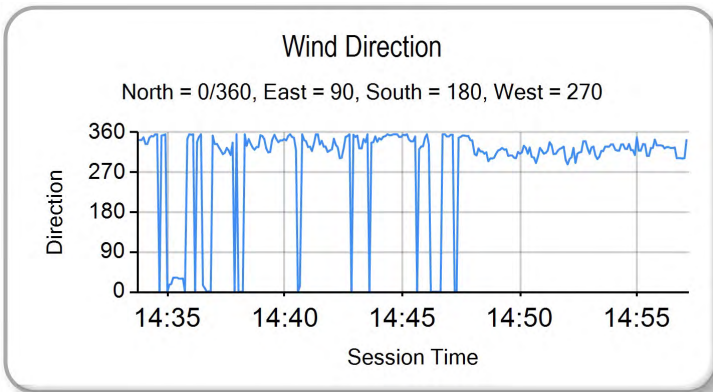
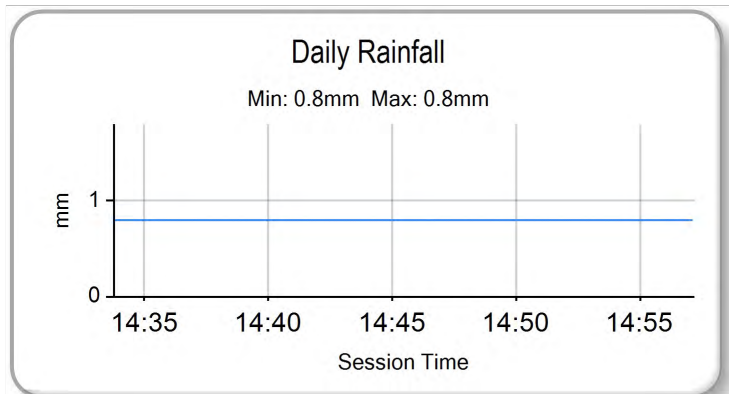
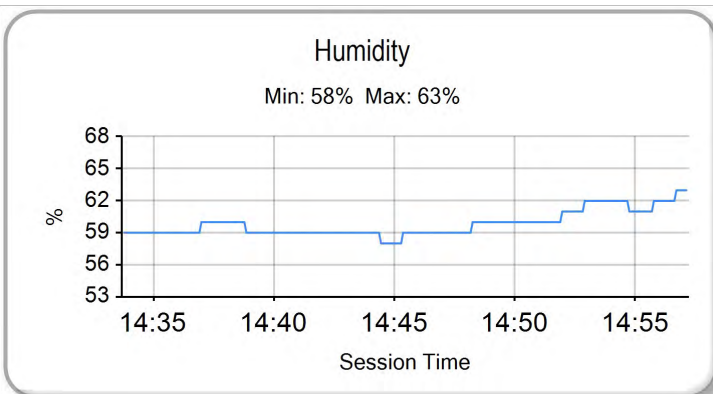
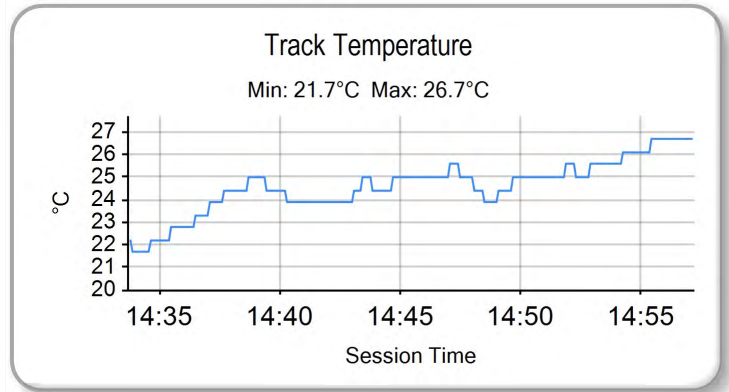
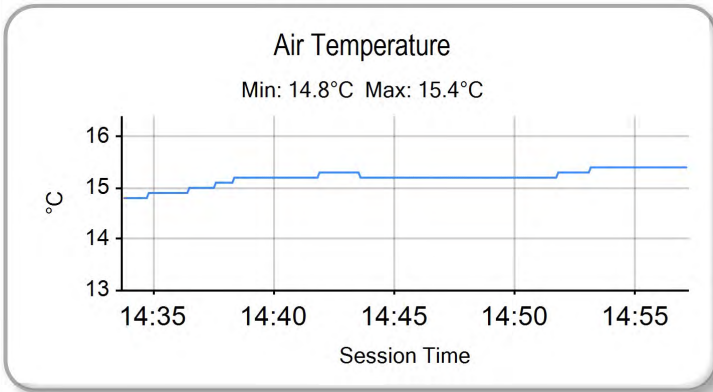
Printed - 14:58 Friday, 15 September 2017

MCRCB BULLETIN TK045

2017 MCE British Superbike Championship - Round 10

2017 HEL Performance British Motostar Championship

FREE PRACTICE 2 - WEATHER CONDITIONS



Weather / Track : Sunny / Dry

Results can be found at www.tsl-timing.com

Oulton Park International
Circuit Length = 2.6920 miles
Start: 14:35 Flag 14:55 End: 14:57

Printed - 14:59 Friday, 15 September 2017

MCRCB BULLETIN TK063

2017 MCE British Superbike Championship - Round 10

2017 HEL Performance British Motostar Championship

QUALIFYING - CLASSIFICATION



POS	NO	CL	PIC NAME	ENTRY	TIME	ON	LAPS	GAP	DIFF	MPH
1	69		1 Tom BOOTH-AMOS	KTM - City Lifting RS Racing	1:49.815	8	8			88.25
2	15		2 Eugene McMANUS	KTM - RS Racing / E15 Racing	1:51.176	9	10	1.361	1.361	87.17
3	47		3 Jake ARCHER	KTM - City Lifting RS Racing	1:51.677	9	11	1.862	0.501	86.77
4	12		4 Edward RENDELL	KTM - Banks Racing	1:52.251	13	13	2.436	0.574	86.33
5	79		5 Storm STACEY	Kalex - FPW Racing	1:52.264	16	16	2.449	0.013	86.32
6	52		6 Jorel BOERBOOM	Kalex KTM - Fireplace Warehouse	1:52.481	18	18	2.666	0.217	86.15
7	64		7 Asher DURHAM	Mahindra - Microlise Cresswell Racing	1:53.072	13	13	3.257	0.591	85.70
8	3		8 Richard KERR	KTM - North West Racing	1:53.214	15	15	3.399	0.142	85.60
9	17		9 Tom CARNE	Tigcraft - Neatafan / Tigcraft Racing	1:53.796	16	16	3.981	0.582	85.16
10	44		10 Edmund BEST	KTM - SymCirrus Motorsport	1:53.821	16	16	4.006	0.025	85.14
11	34		11 Liam DELVES	DR-Moto - Stauff Connect Academy / Dr-Moto	1:54.038	17	17	4.223	0.217	84.98
12	95	S	1 Ross TURNER	Honda NSF - RedRat Racing	1:54.440	16	16	4.625	0.402	84.68
13	23		12 Sam LLEWELLYN	KTM - SymCirrus Motorsport	1:54.739	18	18	4.924	0.299	84.46
14	55	S	2 Jack SCOTT	Honda NSF - J J Racing	1:54.871	18	18	5.056	0.132	84.36
15	99		13 Stephen CAMPBELL	Honda - Campbell Racing	1:55.393	17	17	5.578	0.522	83.98
16	30	S	3 Max COOK	Honda NSF - Wilson Racing	1:56.743	17	17	6.928	1.350	83.01
17	54		14 Sam BURMAN	KTM - TeamWNT / Burman Racing	1:56.835	17	17	7.020	0.092	82.94
18	45	S	4 Scott SWANN	Honda NSF - Swann Racing	1:57.120	17	17	7.305	0.285	82.74
19	20		15 Joel MARKLUND	KTM - Marklund Solutions / SP125	1:57.408	15	15	7.593	0.288	82.54
20	2	S	5 Thomas STRUDWICK	Honda NSF - Case Moto Rapido Moto3	1:57.641	17	17	7.826	0.233	82.38
21	56	S	6 Charlie ATKINS	Honda NSF - Wilson Racing	1:57.646	16	16	7.831	0.005	82.37
22	25		16 Mike BROUWERS	KTM - TEC7-Joma / Brouwersracingteam	1:57.757	18	18	7.942	0.111	82.29
23	24	S	7 Shane FABER	Honda NSF - SymCirrus Motorsport / Shane Faber Racing	1:57.881	16	16	8.066	0.124	82.21
24	26	S	8 Scott OGDEN	Honda NSF - Cresswell Racing	1:58.247	18	18	8.432	0.366	81.95
25	35		17 Elliot LODGE	FTR - Spike Racing / SP125	1:58.988	9	10	9.173	0.741	81.44
26	89	S	9 T. Fox MORETON	Honda NSF - Banks Racing / Moto Engineering	1:59.091	10	15	9.276	0.103	81.37
27	19	S	10 Victor RODRIGUEZ	Honda NSF - GA Competition	1:59.281	2	2	9.466	0.190	81.24

QUALIFYING LAPTIME (110.0% of 1:49.815) = 2:00.796

28	27		18 Josh HODGE	KTM - Team HPR	2:01.015	11	12	11.200	1.734	80.08
29	13	S	11 Jacob CLARK	Honda NSF - Wilson Racing	2:04.952	4	5	15.137	3.937	77.56
30	50	S	12 Aditya BEHAL	Honda NSF - Microlise Cresswell Racing	2:06.834	18	18	17.019	1.882	76.40

Weather / Track : Bright / Wet

These results are provisional until the conclusion of any judicial and technical matters.

Oulton Park International
Circuit Length = 2.6920 miles
Start: 09:00 Flag 09:40 End: 09:42

Race Director :	Stewards :	Timekeeper :
-----------------	------------	--------------

Results can be found at www.britishsuperbike.com

Printed - 09:42 Saturday, 16 September 2017

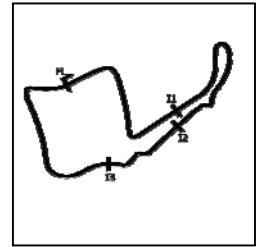


MCRCB BULLETIN TK064

2017 MCE British Superbike Championship - Round 10

2017 HEL Performance British Motostar Championship

QUALIFYING - SECTOR ANALYSIS



SECTOR 1 = FL to I1, SECTOR 2 = I1 to I2 SECTOR 3 = I2 to I3, SECTOR 4 = I3 to FL, DIFF = Difference To Personal Best Lap, P = Crossed Finish Line in Pit Lane, D = Time Disallowed

P1 69		Tom BOOTH-AMOS						KTM - City Lifting RS Racing				
IDEAL LAP TIME : 1:49.815		BEST LAP TIME : 1:49.815				DIFFERENCE : 0.000						
LAP	SECTOR 1	SECTOR 2		SECTOR 3		SECTOR 4		LAP TIME	MPH	DIFF	TIME OF DAY	
1 -	OUTLAP	113.5	32.762	94.1	23.050	103.5	31.779	112.0			09:27:12.146	
2 -	28.672	118.5	31.481	94.1	22.362	105.5	31.253	112.2	1:53.768	85.18	3.953	09:29:05.914
3 -	28.291	118.7	31.308	94.5	21.933	106.1	30.990	112.7	1:52.522	86.12	2.707	09:30:58.436
4 -	28.034	118.9	30.922	95.1	21.836	106.8	30.981	113.7	1:51.773 (3)	86.70	1.958	09:32:50.209
5 -	27.879	120.4	31.072	95.5	22.055	107.0	30.825	112.9	1:51.831	86.66	2.016	09:34:42.040
6 -	35.215	81.6	36.215	80.3	28.744	69.0	35.238	113.1	2:15.412	71.56	25.597	09:36:57.452
7 -	27.743	118.9	30.551	95.1	21.807	107.0	30.649	112.7	1:50.750 (2)	87.50	0.935	09:38:48.202
8 -	27.496	119.8	30.270	95.7	21.548	107.2	30.501	113.1	1:49.815 (1)	88.25		09:40:38.017

P2 15		Eugene McMANUS						KTM - RS Racing / E15 Racing				
IDEAL LAP TIME : 1:50.853		BEST LAP TIME : 1:51.176				DIFFERENCE : 0.323						
LAP	SECTOR 1	SECTOR 2		SECTOR 3		SECTOR 4		LAP TIME	MPH	DIFF	TIME OF DAY	
1 -	OUTLAP	118.1	36.151	93.4	24.527	105.1	32.913	112.4			09:20:59.919	
2 -	29.605	120.6	33.917	94.5	23.500	106.1	32.184	112.9	1:59.206	81.29	8.030	09:22:59.125
3 -	29.357	120.2	32.485	96.2	22.826	107.3	IN PIT		2:01.635 P	79.67	10.459	09:25:00.760
4 -	OUTLAP	118.7	33.109	85.8	23.928	103.0	32.133	112.5	5:38.223	28.65	3:47.047	09:30:38.983
5 -	28.789	119.4	32.246	97.1	22.208	107.3	31.503	112.9	1:54.746	84.45	3.570	09:32:33.729
6 -	28.591	120.0	31.640	96.8	22.046	107.7	31.175	114.3	1:53.452	85.42	2.276	09:34:27.181
7 -	28.029	120.4	31.251	96.1	21.985	107.3	30.811	115.1	1:52.076 (2)	86.47	0.900	09:36:19.257
8 -	27.601	121.7	31.030	96.5	21.905	109.1	31.767	113.5	1:52.303 (3)	86.29	1.127	09:38:11.560
9 -	27.924	121.1	30.825	95.8	21.810	106.8	30.617	115.1	1:51.176 (1)	87.17		09:40:02.736
10 -	30.357	111.6	35.114	89.8	25.562	91.0	IN PIT		2:14.964 P	71.80	23.788	09:42:17.700

P3 47		Jake ARCHER						KTM - City Lifting RS Racing				
IDEAL LAP TIME : 1:51.156		BEST LAP TIME : 1:51.677				DIFFERENCE : 0.521						
LAP	SECTOR 1	SECTOR 2		SECTOR 3		SECTOR 4		LAP TIME	MPH	DIFF	TIME OF DAY	
1 -	OUTLAP	117.3	35.272	93.2	25.185	102.9	33.827	112.0			09:21:01.802	
2 -	29.991	119.8	33.373	96.0	24.055	107.2	32.140	112.9	1:59.559	81.05	7.882	09:23:01.361
3 -	29.218	119.8	32.492	96.0	23.108	107.0	31.898	112.5	1:56.716	83.03	5.039	09:24:58.077
4 -	29.250	117.3	32.069	96.0	22.769	106.6	31.471	113.1	1:55.559	83.86	3.882	09:26:53.636
5 -	28.800	119.6	31.733	95.5	22.507	107.2	31.330	112.9	1:54.370	84.73	2.693	09:28:48.006
6 -	28.689	119.4	31.539	96.2	22.342	107.2	31.130	114.5	1:53.700 (3)	85.23	2.023	09:30:41.706
7 -	28.910	119.6	31.790	95.7	22.897	104.6	IN PIT		2:01.433 P	79.80	9.756	09:32:43.139
8 -	OUTLAP	115.3	32.026	92.6	22.252	108.4	31.667	113.1	3:21.709	48.04	1:30.032	09:36:04.848
9 -	28.131	119.8	30.982	96.0	21.854	107.7	30.710	114.1	1:51.677 (1)	86.77		09:37:56.525
10 -	28.047	120.6	30.833	95.5	21.818	109.4	31.205	114.7	1:51.903 (2)	86.60	0.226	09:39:48.428
11 -	29.182	120.6	32.394	95.8	21.680	107.0	30.596	114.5	1:53.852	85.12	2.175	09:41:42.280

P4 12		Edward RENDELL						KTM - Banks Racing				
IDEAL LAP TIME : 1:52.251		BEST LAP TIME : 1:52.251				DIFFERENCE : 0.000						
LAP	SECTOR 1	SECTOR 2		SECTOR 3		SECTOR 4		LAP TIME	MPH	DIFF	TIME OF DAY	
1 -	OUTLAP	105.8	38.419	83.6	26.990	96.1	IN PIT		P		09:02:49.152	
2 -	OUTLAP	110.0	35.902	86.3	25.099	100.1	34.860	104.3	7:18.981	22.07	5:26.730	09:10:08.133
3 -	30.993	110.9	34.130	89.1	24.123	101.0	33.456	107.3	2:02.702	78.98	10.451	09:12:10.835
4 -	30.324	112.5	33.658	90.1	23.729	101.9	33.033	107.8	2:00.744	80.26	8.493	09:14:11.579
5 -	30.787	112.7	33.514	90.4	23.485	101.2	32.825	108.0	2:00.611	80.35	8.360	09:16:12.190
6 -	29.404	113.7	32.847	91.0	23.353	101.5	32.655	107.2	1:58.259	81.94	6.008	09:18:10.449
7 -	30.254	110.0	34.525	87.1	24.705	99.7	IN PIT		2:08.631 P	75.34	16.380	09:20:19.080
8 -	OUTLAP	109.8	33.137	91.8	23.613	102.2	32.453	108.9	12:05.132	13.36	10:12.881	09:32:24.212
9 -	28.780	113.5	31.664	90.8	22.586	103.4	31.918	108.9	1:54.948	84.31	2.697	09:34:19.160
10 -	28.466	115.7	31.542	93.2	22.367	103.4	31.992	109.2	1:54.367	84.73	2.116	09:36:13.527
11 -	28.539	114.7	31.550	90.4	22.172	103.4	32.019	109.1	1:54.280 (3)	84.80	2.029	09:38:07.807
12 -	28.124	114.5	31.171	90.8	21.940	103.7	31.689	108.5	1:52.924 (2)	85.82	0.673	09:40:00.731
13 -	28.084	115.1	30.911	91.8	21.852	103.7	31.404	109.4	1:52.251 (1)	86.33		09:41:52.982

Weather / Track : Bright / Wet

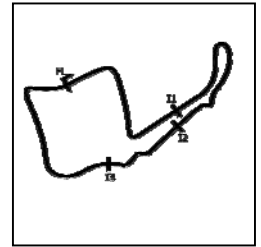
Oulton Park International
Circuit Length = 2.6920 miles
Start: 09:00 Flag 09:40 End: 09:42

MCRCB BULLETIN TK064

2017 MCE British Superbike Championship - Round 10

2017 HEL Performance British Motostar Championship

QUALIFYING - SECTOR ANALYSIS



SECTOR 1 = FL to I1, SECTOR 2 = I1 to I2 SECTOR 3 = I2 to I3, SECTOR 4 = I3 to FL, DIFF = Difference To Personal Best Lap, P = Crossed Finish Line in Pit Lane, D = Time Disallowed

P5 79		Storm STACEY				Kalex - FPW Racing			
IDEAL LAP TIME : 1:52.264		BEST LAP TIME : 1:52.264				DIFFERENCE : 0.000			
LAP	SECTOR 1	SECTOR 2	SECTOR 3	SECTOR 4	LAP TIME	MPH	DIFF	TIME OF DAY	
1 -	OUTLAP	106.6	38.071	88.4	27.483	95.8	34.754	108.2	09:02:16.792
2 -	30.604	117.1	34.362	94.6	24.127	105.6	32.694	111.8	2:01.787 79.57 9.523 09:04:18.579
3 -	30.144	115.9	33.720	95.8	24.242	106.1	32.420	111.2	2:00.526 80.40 8.262 09:06:19.105
4 -	29.737	117.3	33.430	93.4	23.544	106.3	32.288	112.5	1:58.999 81.44 6.735 09:08:18.104
5 -	34.531	112.7	34.480	84.0	25.552	97.9	IN PIT		2:15.604 P 71.46 23.340 09:10:33.708
6 -	OUTLAP	115.7	34.120	92.6	23.908	105.8	32.186	111.2	8:54.453 18.13 7:02.189 09:19:28.161
7 -	29.949	117.3	33.071	95.1	23.173	106.1	31.606	112.2	1:57.799 82.26 5.535 09:21:25.960
8 -	29.381	117.5	32.430	95.5	22.886	106.8	31.417	112.9	1:56.114 83.46 3.850 09:23:22.074
9 -	33.104	115.7	32.432	86.2	23.586	101.3	33.290	105.1	2:02.412 79.16 10.148 09:25:24.486
10 -	29.820	114.1	33.591	90.0	27.627	95.1	IN PIT		2:12.083 P 73.37 19.819 09:27:36.569
11 -	OUTLAP	118.1	33.535	88.5	24.782	106.6	31.578	112.9	4:32.514 35.56 2:40.250 09:32:09.083
12 -	28.799	117.9	31.671	96.5	22.492	107.0	30.905	113.3	1:53.867 (3) 85.11 1.603 09:34:02.950
13 -	29.538	114.3	32.880	96.1	22.639	106.8	31.164	113.1	1:56.221 83.38 3.957 09:35:59.171
14 -	28.580	117.9	31.278	96.8	22.024	108.0	30.602	114.1	1:52.484 (2) 86.15 0.220 09:37:51.655
15 -	29.282	113.7	32.117	94.6	23.044	105.0	31.851	113.1	1:56.294 83.33 4.030 09:39:47.949
16 -	28.557	118.5	31.196	96.5	21.941	107.5	30.570	113.9	1:52.264 (1) 86.32 09:41:40.213

P6 52		Jorel BOERBOOM				Kalex KTM - Fireplace Warehouse			
IDEAL LAP TIME : 1:52.475		BEST LAP TIME : 1:52.481				DIFFERENCE : 0.006			
LAP	SECTOR 1	SECTOR 2	SECTOR 3	SECTOR 4	LAP TIME	MPH	DIFF	TIME OF DAY	
1 -	OUTLAP	112.9	37.921	87.2	26.883	102.1	34.811	109.1	09:02:16.040
2 -	30.543	114.7	34.691	93.2	24.269	104.3	33.164	111.1	2:02.667 79.00 10.186 09:04:18.707
3 -	29.940	116.3	33.547	93.2	24.115	104.6	32.934	111.1	2:00.536 80.40 8.055 09:06:19.243
4 -	29.760	117.9	33.640	93.2	23.900	105.5	32.361	111.8	1:59.661 80.98 7.180 09:08:18.904
5 -	29.328	116.3	32.959	93.5	23.567	105.0	32.265	111.8	1:58.119 82.04 5.638 09:10:17.023
6 -	29.387	117.3	32.735	93.5	23.690	105.1	32.272	110.7	1:58.084 82.07 5.603 09:12:15.107
7 -	30.521	115.3	35.869	76.9	27.601	93.8	IN PIT		2:17.811 P 70.32 25.330 09:14:32.918
8 -	OUTLAP	114.9	34.317	92.4	24.029	105.1	32.136	111.4	4:55.917 32.75 3:03.436 09:19:28.835
9 -	29.341	116.3	33.508	92.8	23.767	104.8	32.065	112.2	1:58.681 81.65 6.200 09:21:27.516
10 -	29.082	117.1	32.413	93.4	23.295	105.5	31.887	112.4	1:56.677 83.06 4.196 09:23:24.193
11 -	29.912	110.9	33.085	93.2	23.790	105.1	33.175	108.2	1:59.962 80.78 7.481 09:25:24.155
12 -	28.931	117.1	32.364	92.9	30.252	96.0	IN PIT		2:13.886 P 72.38 21.405 09:27:38.041
13 -	OUTLAP	115.3	33.679	81.9	25.604	104.5	32.068	112.0	4:32.280 35.59 2:39.799 09:32:10.321
14 -	28.872	117.1	31.990	94.1	22.742	106.5	32.101	111.4	1:55.705 83.75 3.224 09:34:06.026
15 -	28.451	117.7	32.283	94.2	22.603	106.3	31.590	111.6	1:54.927 84.32 2.446 09:36:00.953
16 -	28.384	116.9	31.440	93.9	22.506	105.8	31.677	111.8	1:54.007 (3) 85.00 1.526 09:37:54.960
17 -	28.407	117.1	31.508	92.6	22.269	106.3	31.237	114.1	1:53.421 (2) 85.44 0.940 09:39:48.381
18 -	28.214	118.5	31.446	93.8	21.990	107.0	30.831	112.9	1:52.481 (1) 86.15 09:41:40.862

P7 64		Asher DURHAM				Mahindra - Microlise Cresswell Racing			
IDEAL LAP TIME : 1:52.957		BEST LAP TIME : 1:53.072				DIFFERENCE : 0.115			
LAP	SECTOR 1	SECTOR 2	SECTOR 3	SECTOR 4	LAP TIME	MPH	DIFF	TIME OF DAY	
1 -	OUTLAP	113.5	36.194	89.7	26.893	102.1	35.402	106.1	09:02:28.566
2 -	32.329	115.9	35.556	88.5	25.911	100.6	34.226	108.5	2:08.022 75.70 14.950 09:04:36.588
3 -	31.078	116.1	34.856	92.3	24.795	103.0	33.825	108.9	2:04.554 77.80 11.482 09:06:41.142
4 -	30.821	117.1	34.436	90.9	24.451	103.7	33.307	110.7	2:03.015 78.78 9.943 09:08:44.157
5 -	29.865	118.9	34.992	93.8	24.228	104.2	33.186	109.6	2:02.271 79.26 9.199 09:10:46.428
6 -	30.064	117.5	34.231	92.0	24.377	104.3	32.904	109.6	2:01.576 79.71 8.504 09:12:48.004
7 -	30.106	116.5	33.589	93.5	23.911	104.2	33.040	110.5	2:00.646 80.32 7.574 09:14:48.650
8 -	31.583	114.9	36.167	83.2	25.251	103.0	IN PIT		2:13.692 P 72.48 20.620 09:17:02.342
9 -	OUTLAP	115.5	33.189	94.2	23.586	106.0	32.535	109.6	15:34.823 10.36 13:41.751 09:32:37.165
10 -	29.401	117.7	32.263	94.2	22.638	107.0	31.957	111.1	1:56.259 83.35 3.187 09:34:33.424
11 -	28.802	118.9	31.714	95.5	22.391	106.6	31.868	111.2	1:54.775 (3) 84.43 1.703 09:36:28.199
12 -	28.359	118.5	31.697	95.5	22.086	106.5	31.567	111.8	1:53.709 (2) 85.22 0.637 09:38:21.908
13 -	28.310	118.7	31.194	95.4	22.201	106.8	31.367	111.6	1:53.072 (1) 85.70 09:40:14.980

Weather / Track : Bright / Wet

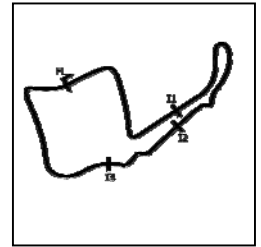
Oulton Park International
Circuit Length = 2.6920 miles
Start: 09:00 Flag 09:40 End: 09:42

MCRCB BULLETIN TK064

2017 MCE British Superbike Championship - Round 10

2017 HEL Performance British Motostar Championship

QUALIFYING - SECTOR ANALYSIS



SECTOR 1 = FL to I1, SECTOR 2 = I1 to I2 SECTOR 3 = I2 to I3, SECTOR 4 = I3 to FL, DIFF = Difference To Personal Best Lap, P = Crossed Finish Line in Pit Lane, D = Time Disallowed

P8		3		Richard KERR				KTM - North West Racing				
IDEAL LAP TIME : 1:53.214		BEST LAP TIME : 1:53.214				DIFFERENCE : 0.000						
LAP	SECTOR 1	SECTOR 2		SECTOR 3		SECTOR 4		LAP TIME	MPH	DIFF	TIME OF DAY	
1 -											09:02:16.847	
2 -								2:00.686	80.30	7.472	09:04:17.533	
3 -								1:58.463	81.80	5.249	09:06:15.996	
4 -								1:57.617	82.39	4.403	09:08:13.613	
5 -							IN PIT	2:26.751	P 66.03	33.537	09:10:40.364	
6 -	OUTLAP	113.3	34.346	93.3	25.882	103.4	33.661	111.8	2:21.821	68.33	28.607	09:13:02.186
7 -	29.710	116.5	32.751	94.1	23.274	103.7	IN PIT		2:04.904	P 77.59	11.690	09:15:07.090
8 -	OUTLAP	115.3	35.006	91.0	23.835	104.3	32.546	112.0	10:52.219	14.85	8:59.005	09:25:59.309
9 -	28.950	116.9	32.359	93.5	23.166	105.6	32.279	111.4	1:56.754	83.00	3.540	09:27:56.063
10 -	29.017	116.7	32.453	92.8	23.609	102.4	IN PIT		2:02.551	P 79.07	9.337	09:29:58.614
11 -	OUTLAP	114.5	32.856	93.9	23.465	104.0	31.956	111.4	4:10.364	38.70	2:17.150	09:34:08.978
12 -	30.161	95.3	33.661	93.4	22.753	104.5	31.682	112.0	1:58.257	81.95	5.043	09:36:07.235
13 -	29.120	116.7	31.980	94.6	22.307	105.6	31.305	112.0	1:54.712	(3) 84.48	1.498	09:38:01.947
14 -	28.340	116.7	31.908	93.7	22.513	105.5	31.154	112.2	1:53.915	(2) 85.07	0.701	09:39:55.862
15 -	28.293	116.7	31.643	93.9	22.247	105.3	31.031	112.4	1:53.214	(1) 85.60		09:41:49.076

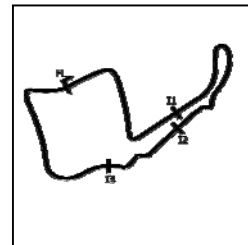
P9		17		Tom CARNE				Tigcraft - Neatafan / Tigcraft Racing				
IDEAL LAP TIME : 1:53.796		BEST LAP TIME : 1:53.796				DIFFERENCE : 0.000						
LAP	SECTOR 1	SECTOR 2		SECTOR 3		SECTOR 4		LAP TIME	MPH	DIFF	TIME OF DAY	
1 -	OUTLAP	102.1	40.332	83.1	28.400	92.3	37.446	97.2				09:05:10.601
2 -	33.601	99.8	37.711	87.4	26.053	96.6	35.614	105.6	2:12.979	72.87	19.183	09:07:23.580
3 -	32.022	113.1	37.138	88.7	25.074	102.4	33.988	109.2	2:08.222	75.58	14.426	09:09:31.802
4 -	30.956	113.1	34.764	92.0	24.401	101.8	33.497	109.6	2:03.618	78.39	9.822	09:11:35.420
5 -	30.538	114.1	34.453	90.8	24.661	102.4	33.726	110.0	2:03.378	78.54	9.582	09:13:38.798
6 -	30.169	115.5	34.172	91.9	23.921	101.0	33.025	110.1	2:01.287	79.90	7.491	09:15:40.085
7 -	30.041	114.3	33.907	91.9	24.137	102.4	32.839	110.0	2:00.924	80.14	7.128	09:17:41.009
8 -	29.561	114.5	33.789	93.3	23.446	103.0	32.821	110.0	1:59.617	81.01	5.821	09:19:40.626
9 -	29.910	113.3	33.570	92.0	23.987	102.9	33.254	109.8	2:00.721	80.27	6.925	09:21:41.347
10 -	29.695	114.5	33.539	91.1	23.535	103.2	33.085	110.1	1:59.854	80.85	6.058	09:23:41.201
11 -	29.844	114.7	33.697	83.7	25.288	96.0	IN PIT		2:12.537	P 73.12	18.741	09:25:53.738
12 -	OUTLAP	108.0	35.744	87.1	24.218	100.0	33.820	108.9	7:12.361	22.41	5:18.565	09:33:06.099
13 -	29.921	113.9	32.969	92.6	22.960	103.4	32.851	110.0	1:58.701	81.64	4.905	09:35:04.800
14 -	29.196	115.3	32.335	92.9	22.788	104.6	32.466	110.5	1:56.785	(3) 82.98	2.989	09:37:01.585
15 -	28.894	114.9	32.008	92.5	22.372	104.3	32.118	110.9	1:55.392	(2) 83.98	1.596	09:38:56.977
16 -	28.453	115.7	31.641	93.5	22.151	104.8	31.551	110.7	1:53.796	(1) 85.16		09:40:50.773

P10		44		Edmund BEST				KTM - SymCirrus Motorsport				
IDEAL LAP TIME : 1:53.770		BEST LAP TIME : 1:53.821				DIFFERENCE : 0.051						
LAP	SECTOR 1	SECTOR 2		SECTOR 3		SECTOR 4		LAP TIME	MPH	DIFF	TIME OF DAY	
1 -	OUTLAP	111.6	35.729	91.0	28.082	102.7	33.175	109.4				09:05:29.462
2 -	29.807	115.9	33.866	93.2	24.045	103.2	32.668	109.6	2:00.386	80.50	6.565	09:07:29.848
3 -	29.866	116.1	33.653	91.1	23.917	103.7	32.427	110.5	1:59.863	80.85	6.042	09:09:29.711
4 -	30.019	115.9	33.694	93.3	23.634	103.8	32.324	110.0	1:59.671	80.98	5.850	09:11:29.382
5 -	30.121	114.5	33.210	91.8	23.919	97.3	32.528	109.8	1:59.778	80.91	5.957	09:13:29.160
6 -	29.256	115.7	33.227	92.9	23.614	103.2	32.079	110.1	1:58.176	82.00	4.355	09:15:27.336
7 -	29.332	115.3	33.087	93.2	23.394	103.7	32.061	110.1	1:57.874	82.21	4.053	09:17:25.210
8 -	30.590	114.7	33.384	92.6	23.601	103.7	IN PIT		2:06.939	P 76.34	13.118	09:19:32.149
9 -	OUTLAP	114.3	33.588	93.4	23.222	103.8	31.787	110.5	7:27.259	21.66	5:33.438	09:26:59.408
10 -	29.307	116.5	32.222	93.5	22.562	105.0	31.504	110.7	1:55.595	83.83	1.774	09:28:55.003
11 -	28.866	117.1	32.144	92.6	22.578	105.0	31.728	110.9	1:55.316	(3) 84.04	1.495	09:30:50.319
12 -	29.117	117.5	31.855	93.9	22.778	104.3	31.583	110.9	1:55.333	84.02	1.512	09:32:45.652
13 -	30.075	116.3	32.134	92.1	22.977	104.6	31.532	112.4	1:56.718	83.03	2.897	09:34:42.370
14 -	28.674	116.1	31.702	93.3	22.439	104.0	31.337	110.5	1:54.152	(2) 84.89	0.331	09:36:36.522
15 -	30.228	114.5	31.638	93.5	22.396	105.3	31.630	110.9	1:55.892	83.62	2.071	09:38:32.414
16 -	28.659	116.3	31.689	93.5	22.200	105.3	31.273	111.2	1:53.821	(1) 85.14		09:40:26.235

Weather / Track : Bright / Wet

Oulton Park International
Circuit Length = 2.6920 miles
Start: 09:00 Flag 09:40 End: 09:42

QUALIFYING - SECTOR ANALYSIS



SECTOR 1 = FL to I1, SECTOR 2 = I1 to I2 SECTOR 3 = I2 to I3, SECTOR 4 = I3 to FL, DIFF = Difference To Personal Best Lap, P = Crossed Finish Line in Pit Lane, D = Time Disallowed

P11 34		Liam DELVES				DR-Moto - Stauff Connect Academy / Dr-Moto							
IDEAL LAP TIME : 1:53.733		BEST LAP TIME : 1:54.038				DIFFERENCE : 0.305							
LAP	SECTOR 1	SECTOR 2		SECTOR 3		SECTOR 4		LAP TIME	MPH	DIFF	TIME OF DAY		
1 -	OUTLAP	113.3	37.145	89.3	26.668	98.3	34.843	110.5			09:02:17.132		
2 -	30.805	114.5	34.533	91.6	24.552	103.5	32.971	110.5	2:02.861	78.88	8.823	09:04:19.993	
3 -	29.876	115.1	33.986	91.8	24.132	103.4	32.512	110.5	2:00.506	80.42	6.468	09:06:20.499	
4 -	29.478	115.1	33.398	92.3	24.090	103.5	32.375	110.5	1:59.341	81.20	5.303	09:08:19.840	
5 -	29.423	115.3	33.595	92.3	23.883	103.4	32.696	110.1	1:59.597	81.03	5.559	09:10:19.437	
6 -	29.465	114.7	33.042	92.5	23.752	103.8	32.470	109.6	1:58.729	81.62	4.691	09:12:18.166	
7 -	29.677	114.3	33.520	91.8	23.840	103.2	32.662	110.0	1:59.699	80.96	5.661	09:14:17.865	
8 -	29.499	114.9	35.460	89.8	24.963	96.0	IN PIT		2:09.022	P	75.11	14.984	09:16:26.887
9 -	OUTLAP	110.0	33.898	91.9	23.986	103.5	32.896	109.6	9:17.738	17.37	7:23.700	09:25:44.625	
10 -	29.855	113.3	32.887	92.8	23.693	103.0	32.563	110.3	1:58.998	81.44	4.960	09:27:43.623	
11 -	29.546	113.5	32.450	92.1	23.317	103.7	32.082	110.7	1:57.395	82.55	3.357	09:29:41.018	
12 -	29.704	112.0	32.707	92.5	23.193	103.4	32.264	110.1	1:57.868	82.22	3.830	09:31:38.886	
13 -	29.049	114.5	32.265	92.9	23.095	103.4	32.024	110.1	1:56.433	83.23	2.395	09:33:35.319	
14 -	28.993	115.1	32.018	93.3	23.079	103.8	31.811	110.9	1:55.901	83.61	1.863	09:35:31.220	
15 -	28.731	115.3	31.709	93.7	22.761	104.2	31.806	110.5	1:55.007 (3)	84.26	0.969	09:37:26.227	
16 -	28.682	114.5	31.418	94.1	22.663	104.0	32.070	110.3	1:54.833 (2)	84.39	0.795	09:39:21.060	
17 -	28.416	116.3	31.723	93.8	22.206	103.8	31.693	110.3	1:54.038 (1)	84.98		09:41:15.098	

P12 95 S		Ross TURNER				Honda NSF - RedRat Racing						
IDEAL LAP TIME : 1:54.290		BEST LAP TIME : 1:54.440				DIFFERENCE : 0.150						
LAP	SECTOR 1	SECTOR 2		SECTOR 3		SECTOR 4		LAP TIME	MPH	DIFF	TIME OF DAY	
1 -	OUTLAP	108.5	35.430	88.6	24.476	97.5	34.156	105.1			09:09:04.036	
2 -	30.816	109.4	34.162	89.7	23.725	98.3	33.298	105.6	2:02.001	79.43	7.561	09:11:06.037
3 -	30.021	110.0	33.620	89.4	26.498	99.2	33.091	106.1	2:03.230	78.64	8.790	09:13:09.267
4 -	29.587	111.8	33.370	88.4	23.666	99.7	32.048	106.0	1:58.671	81.66	4.231	09:15:07.938
5 -	29.357	111.6	33.262	90.8	23.854	100.7	32.939	105.5	1:59.412	81.15	4.972	09:17:07.350
6 -	30.078	112.5	33.029	89.0	23.862	98.9	32.657	105.8	1:59.626	81.01	5.186	09:19:06.976
7 -	30.026	111.6	33.052	89.4	23.144	99.5	32.266	105.8	1:58.488	81.79	4.048	09:21:05.464
8 -	29.523	111.8	32.524	91.1	23.572	100.4	32.419	106.3	1:58.038	82.10	3.598	09:23:03.502
9 -	29.020	113.3	33.739	90.3	23.160	99.5	31.890	105.6	1:57.809	82.26	3.369	09:25:01.311
10 -	29.802	111.1	32.758	90.5	22.805	99.8	31.986	105.8	1:57.351	82.58	2.911	09:26:58.662
11 -	29.130	110.5	32.344	89.9	22.619	100.1	31.687	106.0	1:55.780 (3)	83.70	1.340	09:28:54.442
12 -	28.774	111.8	31.735	90.9	22.974	101.0	32.321	106.1	1:55.804	83.68	1.364	09:30:50.246
13 -	29.416	113.3	33.068	90.4	23.179	100.4	31.994	106.1	1:57.657	82.36	3.217	09:32:47.903
14 -	29.292	112.9	31.623	90.8	22.802	102.4	32.155	106.5	1:55.872	83.63	1.432	09:34:43.775
15 -	28.957	111.8	32.110	89.7	22.594	100.1	31.476	106.6	1:55.137 (2)	84.17	0.697	09:36:38.912
16 -	28.597	111.6	31.666	91.1	22.595	101.2	31.582	107.3	1:54.440 (1)	84.68		09:38:33.352

P13 23		Sam LLEWELLYN				KTM - SymCirrus Motorsport							
IDEAL LAP TIME : 1:54.374		BEST LAP TIME : 1:54.739				DIFFERENCE : 0.365							
LAP	SECTOR 1	SECTOR 2		SECTOR 3		SECTOR 4		LAP TIME	MPH	DIFF	TIME OF DAY		
1 -	OUTLAP	112.4	39.026	86.5	26.407	94.1	36.047	105.5			09:02:24.371		
2 -	31.982	115.3	36.187	92.0	24.641	103.4	33.687	110.5	2:06.497	76.61	11.758	09:04:30.868	
3 -	32.215	113.5	35.622	94.5	24.620	104.2	34.174	112.4	2:06.631	76.53	11.892	09:06:37.499	
4 -	30.716	116.1	34.271	91.6	23.710	105.3	33.311	112.7	2:02.008	79.43	7.269	09:08:39.507	
5 -	32.406	107.8	41.190	69.2	25.583	98.5	IN PIT		2:19.645	P	69.39	24.906	09:10:59.152
6 -	OUTLAP	114.7	35.234	91.9	25.400	100.7	33.356	111.8	2:51.959	56.35	57.220	09:13:51.111	
7 -	30.116	116.5	34.523	91.5	23.814	102.4	32.651	112.0	2:01.104	80.02	6.365	09:15:52.215	
8 -	29.908	117.5	34.025	94.5	23.323	105.3	32.424	111.4	1:59.680	80.97	4.941	09:17:51.895	
9 -	29.662	117.3	33.712	94.7	23.554	105.3	32.891	112.0	1:59.819	80.88	5.080	09:19:51.714	
10 -	31.557	85.9	36.778	90.3	24.472	96.0	IN PIT		2:13.909	P	72.37	19.170	09:22:05.623
11 -	OUTLAP	112.0	34.250	93.4	23.194	105.3	32.398	111.6	5:09.283	31.33	3:14.544	09:27:14.906	
12 -	29.450	117.7	33.161	94.3	22.828	105.8	32.273	111.1	1:57.712	82.33	2.973	09:29:12.618	
13 -	29.598	117.3	32.903	94.7	22.856	105.8	32.503	111.8	1:57.860	82.22	3.121	09:31:10.478	
14 -	29.727	116.5	33.835	93.8	22.827	106.0	32.237	112.5	1:58.626	81.69	3.887	09:33:09.104	
15 -	29.008	119.1	32.718	94.5	22.711	105.6	31.778	113.5	1:56.215	83.39	1.476	09:35:05.319	
16 -	28.733	119.1	32.468	95.5	22.416	105.1	31.643	111.2	1:55.260 (3)	84.08	0.521	09:37:00.579	
17 -	28.496	119.1	32.166	93.4	22.626	106.0	31.771	113.5	1:55.059 (2)	84.22	0.320	09:38:55.638	

Weather / Track : Bright / Wet

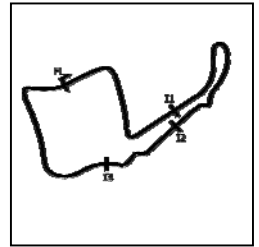
Oulton Park International
 Circuit Length = 2.6920 miles
 Start: 09:00 Flag 09:40 End: 09:42

MCRCB BULLETIN TK064

2017 MCE British Superbike Championship - Round 10

2017 HEL Performance British Motostar Championship

QUALIFYING - SECTOR ANALYSIS



SECTOR 1 = FL to I1, SECTOR 2 = I1 to I2 SECTOR 3 = I2 to I3, SECTOR 4 = I3 to FL, DIFF = Difference To Personal Best Lap, P = Crossed Finish Line in Pit Lane, D = Time Disallowed

18 - 28.299 118.5 32.318 93.9 22.629 105.5 **31.493** 112.7 **1:54.739 (1)** **84.46** **09:40:50.377**

P14 55 S		Jack SCOTT				Honda NSF - J J Racing						
IDEAL LAP TIME : 1:54.871		BEST LAP TIME : 1:54.871				DIFFERENCE : 0.000						
LAP	SECTOR 1	SECTOR 2		SECTOR 3		SECTOR 4		LAP TIME	MPH	DIFF	TIME OF DAY	
1 -	OUTLAP	104.5	37.986	85.7	26.347	95.3	35.595	102.7			09:02:18.509	
2 -	32.539	106.6	36.222	85.5	25.504	95.7	34.802	103.7	2:09.067	75.08	14.196	09:04:27.576
3 -	31.579	107.2	35.464	88.4	24.833	97.1	34.586	102.9	2:06.462	76.63	11.591	09:06:34.038
4 -	31.359	107.7	35.181	86.9	24.684	96.6	34.364	103.7	2:05.588	77.16	10.717	09:08:39.626
5 -	32.930	106.5	43.754	66.6	26.333	96.5	34.007	103.7	2:17.024	70.72	22.153	09:10:56.650
6 -	31.063	108.0	34.535	88.0	25.331	97.3	33.806	103.5	2:04.735	77.69	9.864	09:13:01.385
7 -	31.029	110.0	34.024	89.2	24.347	97.8	33.389	104.2	2:02.789	78.92	7.918	09:15:04.174
8 -	30.715	108.9	34.340	85.9	24.284	98.2	33.679	103.7	2:03.018	78.77	8.147	09:17:07.192
9 -	30.212	109.2	33.685	89.0	23.896	98.5	32.976	105.0	2:00.769	80.24	5.898	09:19:07.961
10 -	32.253	103.0	37.031	83.4	25.692	92.0	IN PIT		2:15.055	P 71.75	20.184	09:21:23.016
11 -	OUTLAP	103.5	35.034	88.7	24.531	97.3	33.222	103.8	5:15.144	30.75	3:20.273	09:26:38.160
12 -	30.003	108.7	33.527	88.4	23.397	97.8	32.687	104.8	1:59.614	81.02	4.743	09:28:37.774
13 -	29.754	108.7	33.146	89.3	23.171	98.5	32.436	105.3	1:58.507	81.77	3.636	09:30:36.281
14 -	30.261	109.8	33.352	90.9	23.426	100.0	32.678	105.8	1:59.717	80.95	4.846	09:32:35.998
15 -	29.519	109.6	32.577	89.4	22.960	98.8	31.966	105.8	1:57.022	82.81	2.151	09:34:33.020
16 -	29.329	109.8	32.386	90.1	22.976	99.5	31.973	105.6	1:56.664	(3) 83.07	1.793	09:36:29.684
17 -	28.925	110.5	32.476	89.3	22.798	99.1	32.002	106.0	1:56.201	(2) 83.40	1.330	09:38:25.885
18 -	28.789	109.6	31.890	89.5	22.531	100.0	31.661	105.6	1:54.871	(1) 84.36		09:40:20.756

P15 99		Stephen CAMPBELL				Honda - Campbell Racing						
IDEAL LAP TIME : 1:55.393		BEST LAP TIME : 1:55.393				DIFFERENCE : 0.000						
LAP	SECTOR 1	SECTOR 2		SECTOR 3		SECTOR 4		LAP TIME	MPH	DIFF	TIME OF DAY	
1 -	OUTLAP	103.7	37.430	86.7	26.563	96.5	34.895	103.0			09:02:49.458	
2 -	31.953	108.5	36.012	87.3	26.847	97.1	33.659	104.3	2:08.471	75.43	13.078	09:04:57.929
3 -	31.374	107.7	34.643	88.8	24.222	98.8	33.695	105.5	2:03.934	78.19	8.541	09:07:01.863
4 -	31.524	108.2	34.299	88.8	24.258	98.3	32.908	105.6	2:02.989	78.79	7.596	09:09:04.852
5 -	30.366	110.0	34.203	88.3	23.914	98.5	32.832	106.8	2:01.315	79.88	5.922	09:11:06.167
6 -	30.021	110.0	33.718	88.6	23.975	97.9	32.559	104.8	2:00.273	80.57	4.880	09:13:06.440
7 -	30.425	109.2	34.063	88.4	23.921	98.6	32.398	105.5	2:00.807	80.22	5.414	09:15:07.247
8 -	29.807	110.0	33.281	89.2	23.812	99.4	32.699	104.2	1:59.599	81.03	4.206	09:17:06.846
9 -	29.930	109.6	33.250	89.0	24.040	97.8	32.738	104.6	1:59.958	80.78	4.565	09:19:06.804
10 -	30.279	106.3	34.142	86.3	24.139	96.4	IN PIT		2:07.755	P 75.85	12.362	09:21:14.559
11 -	OUTLAP	109.1	33.552	88.6	23.447	98.6	32.605	105.6	7:37.575	21.17	5:42.182	09:28:52.134
12 -	29.766	110.3	32.759	88.0	23.189	99.1	32.203	105.5	1:57.917	82.18	2.524	09:30:50.051
13 -	29.319	110.5	32.969	89.3	23.381	99.4	32.075	105.8	1:57.744	82.30	2.351	09:32:47.795
14 -	29.396	110.5	32.467	90.1	23.174	99.8	31.919	106.5	1:56.956	82.86	1.563	09:34:44.751
15 -	29.749	110.9	32.182	89.4	22.935	99.4	31.806	106.1	1:56.672	(3) 83.06	1.279	09:36:41.423
16 -	29.159	110.3	32.190	89.0	22.855	99.8	31.659	106.5	1:55.863	(2) 83.64	0.470	09:38:37.286
17 -	29.002	110.5	32.042	89.2	22.816	97.2	31.533	105.1	1:55.393	(1) 83.98		09:40:32.679

P16 30 S		Max COOK				Honda NSF - Wilson Racing						
IDEAL LAP TIME : 1:56.364		BEST LAP TIME : 1:56.743				DIFFERENCE : 0.379						
LAP	SECTOR 1	SECTOR 2		SECTOR 3		SECTOR 4		LAP TIME	MPH	DIFF	TIME OF DAY	
1 -	OUTLAP	107.8	37.631	86.7	26.953	96.9	35.673	104.8			09:02:17.517	
2 -	31.840	110.9	35.926	86.9	25.562	97.9	34.489	104.6	2:07.817	75.82	11.074	09:04:25.334
3 -	31.841	109.6	35.647	87.3	25.120	97.9	IN PIT		2:13.259	P 72.72	16.516	09:06:38.593
4 -	OUTLAP	108.0	36.816	86.9	26.169	97.1	35.110	104.2	5:55.166	27.28	3:58.423	09:12:33.759
5 -	32.577	110.0	35.994	87.9	25.311	97.6	34.586	105.3	2:08.468	75.43	11.725	09:14:42.227
6 -	31.771	110.0	35.322	88.1	24.801	98.5	34.174	105.1	2:06.068	76.87	9.325	09:16:48.295
7 -	31.049	110.3	34.612	88.0	24.608	98.5	33.836	105.5	2:04.105	78.08	7.362	09:18:52.400
8 -	30.837	110.3	34.713	87.8	24.269	98.8	33.597	105.6	2:03.416	78.52	6.673	09:20:55.816
9 -	32.163	101.5	35.094	87.3	29.665	99.4	IN PIT		2:16.291	P 71.10	19.548	09:23:12.107
10 -	OUTLAP	109.8	34.497	86.4	24.181	98.5	33.457	105.8	2:59.364	54.03	1:02.621	09:26:11.471
11 -	30.574	110.9	33.696	89.2	23.960	98.3	33.494	105.6	2:01.724	79.61	4.981	09:28:13.195
12 -	30.368	111.2	33.892	88.7	23.722	99.2	33.242	106.0	2:01.224	79.94	4.481	09:30:14.419
13 -	30.444	111.8	33.379	90.4	23.894	99.8	33.202	106.3	2:00.919	80.14	4.176	09:32:15.338
14 -	30.315	111.6	33.317	89.3	23.704	100.0	33.172	106.5	2:00.508	80.42	3.765	09:34:15.846

Oulton Park International
Circuit Length = 2.6920 miles
Start: 09:00 Flag 09:40 End: 09:42

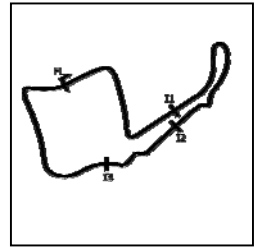
Weather / Track : Bright / Wet

MCRCB BULLETIN TK064

2017 MCE British Superbike Championship - Round 10

2017 HEL Performance British Motostar Championship

QUALIFYING - SECTOR ANALYSIS



SECTOR 1 = FL to I1, SECTOR 2 = I1 to I2, SECTOR 3 = I2 to I3, SECTOR 4 = I3 to FL, DIFF = Difference To Personal Best Lap, P = Crossed Finish Line in Pit Lane, D = Time Disallowed

15 -	30.077	111.6	32.658	90.0	23.063	99.7	32.752	107.0	1:58.550 (3)	81.74	1.807	09:36:14.396
16 -	29.219	113.1	32.543	89.9	22.843	101.3	32.733	107.0	1:57.338 (2)	82.59	0.595	09:38:11.734
17 -	29.598	112.2	32.173	90.1	22.681	100.4	32.291	107.5	1:56.743 (1)	83.01		09:40:08.477

P17 54		Sam BURMAN				KTM - TeamWNT / Burman Racing						
IDEAL LAP TIME : 1:56.748		BEST LAP TIME : 1:56.835				DIFFERENCE : 0.087						
LAP	SECTOR 1	SECTOR 2		SECTOR 3		SECTOR 4		LAP TIME	MPH	DIFF	TIME OF DAY	
1 -	OUTLAP	113.7	36.128	92.5	25.154	104.0	35.171	111.6				09:05:11.422
2 -	32.663	115.1	35.602	93.8	24.954	104.5	IN PIT	2:15.787	P	71.37	18.952	09:07:27.209
3 -	OUTLAP	115.7	35.141	93.7	24.332	103.8	33.336	111.6	2:31.049	64.15	34.214	09:09:58.258
4 -	30.832	116.5	34.500	93.4	24.316	102.1	33.524	111.1	2:03.172	78.68	6.337	09:12:01.430
5 -	30.482	117.7	34.925	93.7	33.800	96.9	35.291	110.7	2:14.498	72.05	17.663	09:14:15.928
6 -	30.640	118.3	34.778	94.6	24.601	103.8	33.472	111.2	2:03.491	78.47	6.656	09:16:19.419
7 -	30.164	117.9	34.491	91.3	24.102	104.5	32.970	111.8	2:01.727	79.61	4.892	09:18:21.146
8 -	30.138	118.5	34.425	92.5	24.059	104.5	33.185	111.1	2:01.807	79.56	4.972	09:20:22.953
9 -	31.784	115.1	36.597	89.9	25.232	103.4	IN PIT	2:15.939	P	71.29	19.104	09:22:38.892
10 -	OUTLAP	117.3	34.628	93.4	23.925	104.5	33.324	112.4	5:09.086	31.35	3:12.251	09:27:47.978
11 -	30.129	117.7	34.641	91.5	24.113	106.0	32.885	112.7	2:01.768	79.58	4.933	09:29:49.746
12 -	29.919	118.1	33.581	95.7	23.635	106.3	32.792	112.4	1:59.927	80.81	3.092	09:31:49.673
13 -	31.393	116.1	34.546	94.5	24.020	106.0	33.155	112.5	2:03.114	78.71	6.279	09:33:52.787
14 -	29.801	117.9	33.524	95.0	23.321	105.8	32.526	112.2	1:59.172	81.32	2.337	09:35:51.959
15 -	29.668	117.9	33.296	95.5	23.229	105.8	32.437	112.2	1:58.630 (3)	81.69	1.795	09:37:50.589
16 -	29.170	118.5	33.037	95.7	23.065	105.8	32.404	113.3	1:57.676 (2)	82.35	0.841	09:39:48.265
17 -	29.257	119.6	32.577	94.2	23.058	107.0	31.943	113.1	1:56.835 (1)	82.94		09:41:45.100

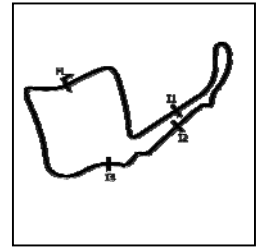
P18 45 S		Scott SWANN				Honda NSF - Swann Racing						
IDEAL LAP TIME : 1:57.120		BEST LAP TIME : 1:57.120				DIFFERENCE : 0.000						
LAP	SECTOR 1	SECTOR 2		SECTOR 3		SECTOR 4		LAP TIME	MPH	DIFF	TIME OF DAY	
1 -	OUTLAP	105.1	38.952	83.0	27.113	94.6	36.112	101.3				09:02:59.062
2 -	32.825	107.7	36.487	86.5	25.574	97.5	36.374	99.8	2:11.260	73.83	14.140	09:05:10.322
3 -	32.364	108.4	36.421	89.0	24.654	98.9	34.704	101.8	2:08.143	75.62	11.023	09:07:18.465
4 -	31.514	109.8	35.287	88.4	24.328	98.9	34.242	103.8	2:05.371	77.30	8.251	09:09:23.836
5 -	31.144	108.0	35.276	88.6	24.314	98.2	34.210	104.0	2:04.944	77.56	7.824	09:11:28.780
6 -	30.772	110.0	34.990	88.3	24.370	98.6	33.837	104.0	2:03.969	78.17	6.849	09:13:32.749
7 -	30.801	109.4	35.257	89.2	23.988	98.5	33.730	104.0	2:03.776	78.29	6.656	09:15:36.525
8 -	30.646	108.4	34.668	89.7	24.013	98.1	33.535	104.2	2:02.862	78.87	5.742	09:17:39.387
9 -	30.449	108.5	34.382	88.7	23.857	99.4	33.165	105.0	2:01.853	79.53	4.733	09:19:41.240
10 -	33.165	104.5	37.955	88.0	33.844	95.3	IN PIT	2:26.376	P	66.20	29.256	09:22:07.616
11 -	OUTLAP	106.3	35.809	86.3	24.252	96.6	34.194	103.7	6:26.035	25.10	4:28.915	09:28:33.651
12 -	30.520	105.6	34.512	89.2	23.582	97.3	33.357	104.2	2:01.971	79.45	4.851	09:30:35.622
13 -	30.263	108.7	33.785	89.7	23.517	99.2	33.257	105.3	2:00.822	80.21	3.702	09:32:36.444
14 -	29.778	110.0	33.288	89.9	22.990	99.5	32.825	105.5	1:58.881	81.52	1.761	09:34:35.325
15 -	29.734	109.2	33.126	89.4	23.145	98.1	32.789	104.8	1:58.794 (3)	81.58	1.674	09:36:34.119
16 -	29.700	108.5	33.137	89.7	23.083	98.8	32.798	105.6	1:58.718 (2)	81.63	1.598	09:38:32.837
17 -	29.623	110.0	32.626	90.3	22.660	100.0	32.211	106.0	1:57.120 (1)	82.74		09:40:29.957

P19 20		Joel MARKLUND				KTM - Marklund Solutions / SP125						
IDEAL LAP TIME : 1:57.314		BEST LAP TIME : 1:57.408				DIFFERENCE : 0.094						
LAP	SECTOR 1	SECTOR 2		SECTOR 3		SECTOR 4		LAP TIME	MPH	DIFF	TIME OF DAY	
1 -	OUTLAP	110.9	35.366	90.6	24.529	103.8	33.780	110.5				09:11:38.860
2 -	31.313	114.7	34.617	92.5	24.620	104.0	33.827	110.9	2:04.377	77.91	6.969	09:13:43.237
3 -	30.999	115.5	35.082	91.1	24.082	104.0	33.580	111.1	2:03.743	78.31	6.335	09:15:46.980
4 -	30.696	114.5	34.459	93.2	24.013	104.6	33.520	111.2	2:02.688	78.99	5.280	09:17:49.668
5 -	30.503	115.1	34.576	93.3	24.008	104.5	33.672	112.2	2:02.759	78.94	5.351	09:19:52.427
6 -	30.588	114.7	34.327	93.0	23.979	103.8	33.303	110.5	2:02.197	79.30	4.789	09:21:54.624
7 -	30.332	115.3	34.520	92.6	23.854	104.3	32.984	111.4	2:01.690	79.63	4.282	09:23:56.314
8 -	30.013	115.7	33.862	93.0	23.619	104.2	33.014	111.8	2:00.508	80.42	3.100	09:25:56.822
9 -	29.657	115.3	33.428	93.0	23.540	104.6	33.085	111.6	1:59.710	80.95	2.302	09:27:56.532
10 -	29.352	116.5	33.000	93.9	23.319	105.5	32.881	111.8	1:58.552	81.74	1.144	09:29:55.084
11 -	29.692	115.7	33.195	93.8	23.401	104.2	IN PIT	2:07.417	P	76.05	10.009	09:32:02.501
12 -	OUTLAP	115.7	33.188	93.7	23.848	104.5	32.566	111.4	3:21.409	48.11	1:24.001	09:35:23.910
13 -	29.298	116.5	33.024	93.5	23.190	104.8	32.733	111.6	1:58.245 (3)	81.95	0.837	09:37:22.155

Oulton Park International
Circuit Length = 2.6920 miles
Start: 09:00 Flag 09:40 End: 09:42

Weather / Track : Bright / Wet

QUALIFYING - SECTOR ANALYSIS



SECTOR 1 = FL to I1, SECTOR 2 = I1 to I2 SECTOR 3 = I2 to I3, SECTOR 4 = I3 to FL, DIFF = Difference To Personal Best Lap, P = Crossed Finish Line in Pit Lane, D = Time Disallowed

14 -	29.271	115.9	32.797	93.8	23.155	105.1	32.532	111.8	1:57.755 (2)	82.30	0.347	09:39:19.910
15 -	29.238	115.9	32.891	93.2	22.926	104.8	32.353	113.1	1:57.408 (1)	82.54		09:41:17.318

P20		2 S		Thomas STRUDWICK				Honda NSF - Case Moto Rapido Moto3					
IDEAL LAP TIME : 1:57.641		BEST LAP TIME : 1:57.641				DIFFERENCE : 0.000							
LAP	SECTOR 1	SECTOR 2		SECTOR 3		SECTOR 4		LAP TIME	MPH	DIFF	TIME OF DAY		
1 -	OUTLAP	104.3	39.431	81.5	27.482	92.6	36.172	102.1				09:03:08.868	
2 -		32.851	108.4	36.108	85.9	25.204	98.5	33.711	105.0	2:07.874	75.78	10.233	09:05:16.742
3 -		31.448	110.1	35.782	87.2	24.738	99.5	34.347	103.4	2:06.315	76.72	8.674	09:07:23.057
4 -		31.382	110.7	35.798	86.7	24.579	98.2	33.672	104.5	2:05.431	77.26	7.790	09:09:28.488
5 -		31.733	111.2	34.850	87.1	24.617	99.1	33.306	105.6	2:04.506	77.83	6.865	09:11:32.994
6 -		31.185	110.3	35.036	88.3	24.733	99.4	33.575	106.5	2:04.529	77.82	6.888	09:13:37.523
7 -		31.456	111.4	36.072	88.1	24.311	100.3	33.250	106.3	2:05.089	77.47	7.448	09:15:42.612
8 -		30.449	109.8	34.332	88.5	24.170	99.4	33.108	105.5	2:02.059	79.39	4.418	09:17:44.671
9 -		30.490	109.4	33.940	87.9	24.177	98.9	33.202	105.8	2:01.809	79.56	4.168	09:19:46.480
10 -		30.508	110.9	34.160	88.8	24.235	99.8	33.007	106.1	2:01.910	79.49	4.269	09:21:48.390
11 -		30.977	107.2	34.216	88.0	24.186	99.4	IN PIT		2:08.861 P	75.20	11.220	09:23:57.251
12 -	OUTLAP	108.9	34.693	87.2	24.483	98.3	33.270	105.0	6:14.267		25.89	4:16.626	09:30:11.518
13 -		30.128	110.9	33.611	88.5	24.781	98.9	33.181	106.0	2:01.701	79.63	4.060	09:32:13.219
14 -		30.153	110.7	33.476	87.9	23.988	99.1	32.745	105.8	2:00.362	80.51	2.721	09:34:13.581
15 -		30.003	110.7	33.403	88.1	23.750	99.1	32.574	106.1	1:59.730 (3)	80.94	2.089	09:36:13.311
16 -		29.804	110.7	33.002	88.4	23.520	100.6	32.972	107.0	1:59.298 (2)	81.23	1.657	09:38:12.609
17 -		29.723	111.6	32.616	89.4	23.176	99.8	32.126	107.0	1:57.641 (1)	82.38		09:40:10.250

P21		56 S		Charlie ATKINS				Honda NSF - Wilson Racing					
IDEAL LAP TIME : 1:57.646		BEST LAP TIME : 1:57.646				DIFFERENCE : 0.000							
LAP	SECTOR 1	SECTOR 2		SECTOR 3		SECTOR 4		LAP TIME	MPH	DIFF	TIME OF DAY		
1 -	OUTLAP	101.9	40.345	85.0	28.133	95.5	38.399	101.9				09:02:30.816	
2 -		36.056	83.5	40.114	86.7	26.191	99.4	35.832	106.0	2:18.193	70.12	20.547	09:04:49.009
3 -		33.406	109.6	37.619	88.8	25.712	99.4	34.882	107.0	2:11.619	73.63	13.973	09:07:00.628
4 -		32.890	103.4	35.941	89.5	24.899	101.5	33.955	106.3	2:07.685	75.90	10.039	09:09:08.313
5 -		32.334	111.2	37.358	71.3	56.391	93.8	IN PIT		2:53.923 P	55.72	56.277	09:12:02.236
6 -	OUTLAP	109.4	37.248	84.3	25.355	100.4	IN PIT		3:17.483 P	49.07	1:19.837	09:15:19.719	
7 -	OUTLAP	105.3	36.929	89.7	25.925	100.3	34.305	107.5	7:46.656		20.76	5:49.010	09:23:06.375
8 -		32.517	112.0	35.903	89.0	24.587	100.6	34.174	106.8	2:07.181	76.20	9.535	09:25:13.556
9 -		31.387	111.2	34.097	90.8	24.634	101.0	33.478	107.8	2:03.596	78.41	5.950	09:27:17.152
10 -		31.121	112.4	34.311	90.4	23.796	101.3	33.409	106.1	2:02.637	79.02	4.991	09:29:19.789
11 -		31.150	112.4	33.966	90.1	23.660	101.6	32.996	107.5	2:01.772	79.58	4.126	09:31:21.561
12 -		30.936	111.2	33.619	90.0	23.503	101.5	33.232	108.0	2:01.290	79.90	3.644	09:33:22.851
13 -		30.699	112.5	33.403	91.1	24.434	75.4	34.350	108.4	2:02.886	78.86	5.240	09:35:25.737
14 -		30.170	112.7	33.010	90.9	23.287	101.9	32.823	108.0	1:59.290 (3)	81.24	1.644	09:37:25.027
15 -		29.995	110.3	32.796	91.9	23.086	101.8	32.600	108.0	1:58.477 (2)	81.79	0.831	09:39:23.504
16 -		29.827	113.1	32.305	90.3	23.063	102.6	32.451	108.5	1:57.646 (1)	82.37		09:41:21.150

P22		25		Mike BROUWERS				KTM - TEC7-Joma / Brouwersracingteam					
IDEAL LAP TIME : 1:57.388		BEST LAP TIME : 1:57.757				DIFFERENCE : 0.369							
LAP	SECTOR 1	SECTOR 2		SECTOR 3		SECTOR 4		LAP TIME	MPH	DIFF	TIME OF DAY		
1 -	OUTLAP	108.5	37.227	82.7	26.448	98.5	34.234	107.3				09:02:30.950	
2 -		32.054	111.1	35.243	88.4	25.079	98.6	33.788	106.0	2:06.164	76.81	8.407	09:04:37.114
3 -		31.198	111.8	34.770	90.3	24.453	100.3	33.752	107.3	2:04.173	78.04	6.416	09:06:41.287
4 -		31.279	112.2	35.259	85.9	24.975	100.4	33.318	107.3	2:04.831	77.63	7.074	09:08:46.118
5 -		30.515	111.8	33.973	90.0	24.165	100.9	33.182	108.0	2:01.835	79.54	4.078	09:10:47.953
6 -		30.661	111.2	34.189	88.8	24.219	100.1	33.111	107.2	2:02.180	79.31	4.423	09:12:50.133
7 -		32.038	90.1	35.906	85.1	25.812	90.5	IN PIT		2:14.817 P	71.88	17.060	09:15:04.950
8 -	OUTLAP	108.5	36.989	87.4	24.653	99.1	33.049	107.2	6:43.174		24.03	4:45.417	09:21:48.124
9 -		30.219	110.9	34.387	89.3	24.081	99.7	33.002	107.0	2:01.689	79.63	3.932	09:23:49.813
10 -		29.984	111.8	33.744	89.1	23.859	100.1	32.728	107.3	2:00.315	80.54	2.558	09:25:50.128
11 -		29.583	112.4	33.367	89.8	23.788	100.4	32.546	107.2	1:59.284	81.24	1.527	09:27:49.412
12 -		29.655	112.4	33.525	88.8	23.725	100.0	32.595	107.3	1:59.500	81.09	1.743	09:29:48.912
13 -		29.721	112.2	33.256	89.2	23.619	100.7	32.623	107.5	1:59.219	81.28	1.462	09:31:48.131
14 -		29.479	111.8	33.287	89.2	23.562	100.4	32.583	106.8	1:58.911	81.50	1.154	09:33:47.042
15 -		29.442	112.4	33.106	89.4	23.453	100.1	32.542	107.3	1:58.543	81.75	0.786	09:35:45.585

Weather / Track : Bright / Wet

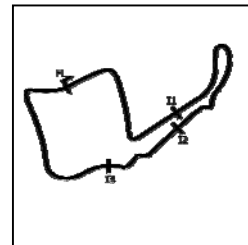
Oulton Park International
Circuit Length = 2.6920 miles
Start: 09:00 Flag 09:40 End: 09:42

MCRCB BULLETIN TK064

2017 MCE British Superbike Championship - Round 10

2017 HEL Performance British Motostar Championship

QUALIFYING - SECTOR ANALYSIS



SECTOR 1 = FL to I1, SECTOR 2 = I1 to I2 SECTOR 3 = I2 to I3, SECTOR 4 = I3 to FL, DIFF = Difference To Personal Best Lap, P = Crossed Finish Line in Pit Lane, D = Time Disallowed

16 -	29.316	112.2	33.004	90.3	23.256	101.3	32.345	107.3	1:57.921	(3)	82.18	0.164	09:37:43.506
17 -	29.152	112.9	32.851	89.1	23.090	101.0	32.804	106.8	1:57.897	(2)	82.20	0.140	09:39:41.403
18 -	29.475	112.2	32.897	90.1	23.063	100.6	32.322	107.2	1:57.757	(1)	82.29		09:41:39.160

P23 24 S		Shane FABER			Honda NSF - SymCirrus Motorsport / Shane Faber Racing								
IDEAL LAP TIME : 1:57.507		BEST LAP TIME : 1:57.881			DIFFERENCE : 0.374								
LAP	SECTOR 1	SECTOR 2		SECTOR 3		SECTOR 4		LAP TIME	MPH	DIFF	TIME OF DAY		
1 -	OUTLAP	102.2	39.878	81.8	27.567	93.5	36.417	100.4				09:05:01.920	
2 -	34.014	103.0	38.302	84.6	26.010	95.1	34.833	102.2	2:13.159	72.77	15.278	09:07:15.079	
3 -	32.131	106.5	35.809	85.1	25.108	96.2	34.252	103.4	2:07.300	76.12	9.419	09:09:22.379	
4 -	31.282	106.8	35.063	86.4	24.576	96.6	33.847	103.5	2:04.768	77.67	6.887	09:11:27.147	
5 -	30.663	107.8	34.469	85.9	24.366	96.4	33.769	104.0	2:03.267	78.62	5.386	09:13:30.414	
6 -	31.971	105.3	36.339	85.0	25.686	94.2	IN PIT		2:16.229	P	71.13	18.348	09:15:46.643
7 -	OUTLAP	107.2	35.209	86.3	32.806	94.3	33.866	102.4	6:22.732	25.32	4:24.851	09:22:09.375	
8 -	30.944	106.8	34.628	85.7	24.246	96.4	33.181	103.5	2:02.999	78.79	5.118	09:24:12.374	
9 -	29.877	109.4	33.563	87.8	23.748	97.6	32.756	104.5	1:59.944	80.79	2.063	09:26:12.318	
10 -	29.976	109.6	33.865	87.4	23.728	97.3	33.566	104.8	2:01.135	80.00	3.254	09:28:13.453	
11 -	30.384	109.8	34.024	87.3	23.605	98.1	33.226	105.1	2:01.239	79.93	3.358	09:30:14.692	
12 -	30.357	109.8	33.663	88.4	23.754	98.6	33.147	105.3	2:00.921	80.14	3.040	09:32:15.613	
13 -	30.314	109.4	33.400	87.7	23.546	98.5	33.174	105.6	2:00.434	80.46	2.553	09:34:16.047	
14 -	30.031	110.7	33.026	87.7	23.171	99.1	32.612	105.5	1:58.840	(3)	81.54	0.959	09:36:14.887
15 -	29.358	109.8	32.813	88.4	23.014	98.9	33.067	106.8	1:58.252	(2)	81.95	0.371	09:38:13.139
16 -	29.690	110.0	32.525	89.0	23.012	99.5	32.654	105.1	1:57.881	(1)	82.21		09:40:11.020

P24 26 S		Scott OGDEN			Honda NSF - Cresswell Racing								
IDEAL LAP TIME : 1:57.917		BEST LAP TIME : 1:58.247			DIFFERENCE : 0.330								
LAP	SECTOR 1	SECTOR 2		SECTOR 3		SECTOR 4		LAP TIME	MPH	DIFF	TIME OF DAY		
1 -	OUTLAP	106.3	42.389	86.0	28.456	90.6	38.350	104.5				09:02:29.957	
2 -	34.502	108.2	39.610	88.3	26.311	97.9	37.138	104.5	2:17.561	70.45	19.314	09:04:47.518	
3 -	33.813	108.2	39.170	87.6	25.735	98.9	35.745	104.6	2:14.463	72.07	16.216	09:07:01.981	
4 -	32.318	110.5	37.109	87.9	25.160	98.9	34.832	106.1	2:09.419	74.88	11.172	09:09:11.400	
5 -	32.152	109.6	36.713	88.1	27.132	92.1	43.487	106.1	2:19.484	69.47	21.237	09:11:30.884	
6 -	31.725	110.7	35.863	88.4	24.696	99.4	34.050	105.5	2:06.334	76.71	8.087	09:13:37.218	
7 -	31.577	110.3	35.710	88.8	24.573	99.7	34.241	106.8	2:06.101	76.85	7.854	09:15:43.319	
8 -	30.620	112.2	35.087	89.8	24.294	99.4	33.968	104.6	2:03.969	78.17	5.722	09:17:47.288	
9 -	31.062	110.7	35.314	89.0	23.911	99.7	34.484	102.2	2:04.771	77.67	6.524	09:19:52.059	
10 -	31.523	111.1	35.332	88.6	29.071	94.3	IN PIT		2:17.577	P	70.44	19.330	09:22:09.636
11 -	OUTLAP	102.1	37.429	85.4	25.380	99.5	33.816	105.8	4:29.453	35.96	2:31.206	09:26:39.089	
12 -	30.633	109.2	34.215	88.4	23.564	100.3	33.490	105.0	2:01.902	79.50	3.655	09:28:40.991	
13 -	29.970	111.8	33.597	90.3	23.325	100.1	33.641	105.6	2:00.533	80.40	2.286	09:30:41.524	
14 -	30.922	110.7	33.759	89.2	23.591	100.1	33.673	105.1	2:01.945	79.47	3.698	09:32:43.469	
15 -	30.360	110.5	33.828	88.5	23.769	100.9	33.085	106.8	2:01.042	80.06	2.795	09:34:44.511	
16 -	30.187	111.6	33.288	90.4	22.853	101.0	32.483	106.0	1:58.811	(3)	81.56	0.564	09:36:43.322
17 -	29.928	111.6	33.186	90.8	23.018	99.8	32.658	104.8	1:58.790	(2)	81.58	0.543	09:38:42.112
18 -	29.661	111.4	32.920	91.0	22.942	100.3	32.724	106.5	1:58.247	(1)	81.95		09:40:40.359

P25 35		Elliot LODGE			FTR - Spike Racing / SP125								
IDEAL LAP TIME : 1:58.546		BEST LAP TIME : 1:58.988			DIFFERENCE : 0.442								
LAP	SECTOR 1	SECTOR 2		SECTOR 3		SECTOR 4		LAP TIME	MPH	DIFF	TIME OF DAY		
1 -	OUTLAP	105.3	37.253	90.0	26.097	101.2	35.267	107.2				09:11:44.123	
2 -	32.042	114.9	35.855	90.1	25.930	96.9	34.012	110.3	2:07.839	75.80	8.851	09:13:51.962	
3 -	30.943	116.5	35.400	92.1	24.692	103.7	33.567	110.9	2:04.602	77.77	5.614	09:15:56.564	
4 -	30.644	115.5	34.828	94.3	24.650	104.2	33.506	110.5	2:03.628	78.39	4.640	09:18:00.192	
5 -	30.193	116.5	34.437	93.8	24.368	104.2	33.391	111.2	2:02.389	79.18	3.401	09:20:02.581	
6 -	31.130	112.5	35.333	92.6	24.722	103.4	33.282	110.5	2:04.467	77.86	5.479	09:22:07.048	
7 -	29.675	117.1	33.890	93.9	24.277	105.0	32.988	111.2	2:00.830	80.20	1.842	09:24:07.878	
8 -	30.040	116.5	33.598	93.7	23.657	105.1	33.153	111.8	2:00.448	(3)	80.46	1.460	09:26:08.326
9 -	29.422	117.1	33.014	93.8	23.578	104.8	32.974	110.9	1:58.988	(1)	81.44		09:28:07.314
10 -	29.846	116.7	33.256	91.5	23.871	104.3	32.532	111.1	1:59.505	(2)	81.09	0.517	09:30:06.819

Weather / Track : Bright / Wet

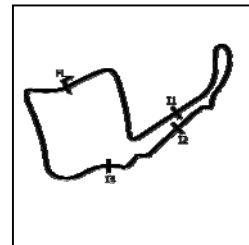
Oulton Park International
Circuit Length = 2.6920 miles
Start: 09:00 Flag 09:40 End: 09:42

MCRCB BULLETIN TK064

2017 MCE British Superbike Championship - Round 10

2017 HEL Performance British Motostar Championship

QUALIFYING - SECTOR ANALYSIS



SECTOR 1 = FL to I1, SECTOR 2 = I1 to I2 SECTOR 3 = I2 to I3, SECTOR 4 = I3 to FL, DIFF = Difference To Personal Best Lap, P = Crossed Finish Line in Pit Lane, D = Time Disallowed

P26		89 S		T. Fox MORETON				Honda NSF - Banks Racing / Moto Engineering					
IDEAL LAP TIME :		1:58.656		BEST LAP TIME :				1:59.091					
								DIFFERENCE : 0.435					
LAP	SECTOR 1	SECTOR 2	SECTOR 3	SECTOR 4	LAP TIME	MPH	DIFF	TIME OF DAY					
1-	OUTLAP	104.0	39.580	85.4	27.206	98.5	35.193	106.8				09:03:21.594	
2-	31.819	110.5	35.405	91.1	24.884	100.3	33.917	106.0	2:06.025	76.89	6.934	09:05:27.619	
3-	30.926	110.9	34.941	92.0	24.564	101.3	33.320	106.0	2:03.751	78.31	4.660	09:07:31.370	
4-	30.277	112.5	34.411	91.8	24.325	97.6	33.353	107.5	2:02.366	79.19	3.275	09:09:33.736	
5-	30.188	112.7	34.252	92.1	24.276	101.6	33.281	107.0	2:01.997	79.43	2.906	09:11:35.733	
6-	31.612	108.0	35.713	89.0	25.265	101.0	IN PIT		2:14.830	P	15.739	09:13:50.563	
7-	OUTLAP	110.7	34.207	91.0	23.765	100.9	32.716	106.1	3:27.107	46.79	1:28.016	09:17:17.670	
8-	29.868	111.4	33.577	91.8	23.659	101.2	32.783	106.0	1:59.887	80.83	0.796	09:19:17.557	
9-	29.864	112.4	33.343	91.9	23.559	101.2	32.660	106.0	1:59.426	(3)	81.14	0.335	09:21:16.983
10-	29.724	111.6	33.175	91.8	23.404	100.3	32.788	105.6	1:59.091 (1)	81.37		09:23:16.074	
11-	31.275	108.5	36.157	85.8	25.990	95.8	IN PIT		2:16.002	P	71.25	16.911	09:25:32.076
12-	OUTLAP	102.6	36.556	88.4	24.941	99.4	35.216	106.3	8:30.265	18.99	6:31.174	09:34:02.341	
13-	30.914	112.0	34.788	89.4	24.021	101.5	34.351	108.2	2:04.074	78.10	4.983	09:36:06.415	
14-	31.215	111.4	33.747	91.6	23.318	101.0	33.143	107.3	2:01.423	79.81	2.332	09:38:07.838	
15-	30.049	111.1	33.083	90.5	23.189	101.6	33.008	107.5	1:59.329	(2)	81.21	0.238	09:40:07.167

P27		19 S		Victor RODRIGUEZ				Honda NSF - GA Competition				
IDEAL LAP TIME :		1:57.946		BEST LAP TIME :				1:59.281				
								DIFFERENCE : 1.335				
LAP	SECTOR 1	SECTOR 2	SECTOR 3	SECTOR 4	LAP TIME	MPH	DIFF	TIME OF DAY				
1-	OUTLAP	103.8	36.990	84.8	24.433	98.5	33.058	105.8				09:08:16.713
2-	30.515	110.7	32.991	89.1	23.608	100.3	32.167	107.2	1:59.281 (1)	81.24		09:10:15.994

P28		27		Josh HODGE				KTM - Team HPR					
IDEAL LAP TIME :		1:59.870		BEST LAP TIME :				2:01.015					
								DIFFERENCE : 1.145					
LAP	SECTOR 1	SECTOR 2	SECTOR 3	SECTOR 4	LAP TIME	MPH	DIFF	TIME OF DAY					
1-	OUTLAP	108.7	38.511	87.4	26.768	97.8	35.336	106.5				09:02:21.280	
2-	32.400	111.1	36.090	88.8	25.392	99.7	34.774	107.0	2:08.656	75.32	7.641	09:04:29.936	
3-	31.967	111.2	35.946	91.1	24.821	101.2	34.438	106.5	2:07.172	76.20	6.157	09:06:37.108	
4-	31.731	111.6	34.967	90.8	24.369	101.2	33.923	107.5	2:04.990	77.53	3.975	09:08:42.098	
5-	31.292	112.9	36.166	91.0	24.512	102.1	33.742	108.2	2:05.712	77.09	4.697	09:10:47.810	
6-	31.143	112.7	34.833	90.4	24.239	101.9	33.329	108.5	2:03.544	78.44	2.529	09:12:51.354	
7-	30.799	113.3	34.526	91.5	24.048	101.0	33.616	108.2	2:02.989	78.79	1.974	09:14:54.343	
8-	30.490	112.7	34.414	91.6	24.078	101.5	33.313	108.2	2:02.295	(3)	79.24	1.280	09:16:56.638
9-	30.770	112.4	34.425	91.4	24.086	101.8	33.225	107.5	2:02.506	79.10	1.491	09:18:59.144	
10-	30.352	114.1	34.090	91.9	24.173	102.6	33.054	108.5	2:01.669	(2)	79.65	0.654	09:21:00.813
11-	29.779	114.7	34.347	91.9	23.914	101.9	32.975	109.2	2:01.015 (1)	80.08		09:23:01.828	
12-	30.326	110.7	35.470	89.7	28.170	90.6	IN PIT		2:16.428	P	71.03	15.413	09:25:18.256

P29		13 S		Jacob CLARK				Honda NSF - Wilson Racing					
IDEAL LAP TIME :		2:04.487		BEST LAP TIME :				2:04.952					
								DIFFERENCE : 0.465					
LAP	SECTOR 1	SECTOR 2	SECTOR 3	SECTOR 4	LAP TIME	MPH	DIFF	TIME OF DAY					
1-	OUTLAP	106.8	39.417	84.3	25.969	96.5	35.453	104.3				09:02:21.751	
2-	32.486	109.1	36.346	86.7	24.885	98.6	34.776	105.5	2:08.493	75.42	3.541	09:04:30.244	
3-	32.196	108.2	35.790	87.9	24.711	98.5	34.491	105.3	2:07.188	(3)	76.19	2.236	09:06:37.432
4-	31.872	109.8	35.238	86.9	24.210	99.5	33.632	105.8	2:04.952 (1)	77.56		09:08:42.384	
5-	31.407	110.3	36.078	88.3	24.583	98.3	33.846	106.1	2:05.914	(2)	76.96	0.962	09:10:48.298

P30		50 S		Aditya BEHAL				Honda NSF - Microlise Cresswell Racing				
IDEAL LAP TIME :		2:06.834		BEST LAP TIME :				2:06.834				
								DIFFERENCE : 0.000				
LAP	SECTOR 1	SECTOR 2	SECTOR 3	SECTOR 4	LAP TIME	MPH	DIFF	TIME OF DAY				
1-	OUTLAP	94.6	44.174	81.1	29.297	77.5	39.563	98.3				09:02:39.487
2-	35.933	100.4	41.463	86.4	27.769	88.3	36.623	99.5	2:21.788	68.35	14.954	09:05:01.275
3-	34.346	103.0	39.933	87.8	27.276	89.5	36.816	100.4	2:18.371	70.03	11.537	09:07:19.646
4-	34.194	106.5	39.665	86.9	26.751	89.2	36.199	101.2	2:16.809	70.83	9.975	09:09:36.455
5-	34.012	106.3	39.534	87.0	27.101	89.8	36.302	100.1	2:16.949	70.76	10.115	09:11:53.404
6-	34.550	107.7	38.776	86.8	26.305	89.0	36.163	101.3	2:15.794	71.36	8.960	09:14:09.198

Oulton Park International
Circuit Length = 2.6920 miles
Start: 09:00 Flag 09:40 End: 09:42

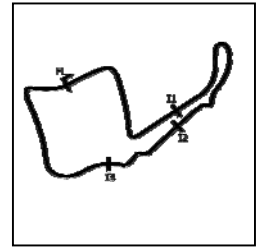
Weather / Track : Bright / Wet

MCRCB BULLETIN TK064

2017 MCE British Superbike Championship - Round 10

2017 HEL Performance British Motostar Championship

QUALIFYING - SECTOR ANALYSIS



SECTOR 1 = FL to I1, SECTOR 2 = I1 to I2, SECTOR 3 = I2 to I3, SECTOR 4 = I3 to FL, DIFF = Difference To Personal Best Lap, P = Crossed Finish Line in Pit Lane, D = Time Disallowed

7 -	33.722	107.8	38.286	87.4	26.652	88.5	36.779	100.1	2:15.439	71.55	8.605	09:16:24.637
8 -	34.562	107.3	39.010	86.0	26.823	92.9	36.113	101.8	2:16.508	70.99	9.674	09:18:41.145
9 -	33.717	108.4	37.853	88.6	25.879	96.2	35.430	103.4	2:12.879	72.93	6.045	09:20:54.024
10 -	33.160	108.5	37.646	88.5	25.924	92.5	35.394	102.9	2:12.124	73.35	5.290	09:23:06.148
11 -	32.659	108.9	37.523	88.3	25.758	96.4	35.533	102.1	2:11.473	73.71	4.639	09:25:17.621
12 -	32.683	110.0	37.478	87.0	25.605	96.8	35.070	102.4	2:10.836	74.07	4.002	09:27:28.457
13 -	33.257	108.0	37.045	89.7	25.201	96.9	34.695	102.6	2:10.198	74.43	3.364	09:29:38.655
14 -	32.513	108.9	37.244	88.5	25.406	98.2	35.402	102.4	2:10.565	74.22	3.731	09:31:49.220
15 -	32.036	108.2	36.538	87.9	25.484	95.0	34.855	102.9	2:08.913	75.17	2.079	09:33:58.133
16 -	32.091	108.9	36.161	89.1	24.756	98.3	34.756	105.1	2:07.764 (3)	75.85	0.930	09:36:05.897
17 -	31.861	109.1	36.188	88.8	24.744	97.9	34.371	105.6	2:07.164 (2)	76.21	0.330	09:38:13.061
18 -	31.840	110.1	36.057	87.9	24.651	99.5	34.286	104.0	2:06.834 (1)	76.40		09:40:19.895

MCRCB BULLETIN TK065**2017 MCE British Superbike Championship - Round 10****2017 HEL Performance British Motostar Championship****QUALIFYING - BEST SPEEDS**

POS	INTERMEDIATE 1		INTERMEDIATE 2		INTERMEDIATE 3		FINISH LINE		MPH			
	NO	NAME	MPH	NO	NAME	MPH	NO	NAME				
1	15	McMANUS	121.7	15	McMANUS	97.1	47	ARCHER	109.4	15	McMANUS	115.1
2	47	ARCHER	120.6	79	STACEY	96.8	15	McMANUS	109.1	47	ARCHER	114.7
3	69	BOOTH-AMOS	120.4	47	ARCHER	96.2	79	STACEY	108.0	79	STACEY	114.1
4	54	BURMAN	119.6	69	BOOTH-AMOS	95.7	69	BOOTH-AMOS	107.2	52	BOERBOOM	114.1
5	23	LLEWELLYN	119.1	54	BURMAN	95.7	52	BOERBOOM	107.0	69	BOOTH-AMOS	113.7
6	64	DURHAM	118.9	64	DURHAM	95.5	64	DURHAM	107.0	23	LLEWELLYN	113.5
7	79	STACEY	118.5	23	LLEWELLYN	95.5	54	BURMAN	107.0	54	BURMAN	113.3
8	52	BOERBOOM	118.5	3	KERR	94.6	23	LLEWELLYN	106.0	20	MARKLUND	113.1
9	44	BEST	117.5	35	LODGE	94.3	3	KERR	105.6	3	KERR	112.4
10	35	LODGE	117.1	52	BOERBOOM	94.2	20	MARKLUND	105.5	44	BEST	112.4
11	3	KERR	116.9	34	DELVES	94.1	44	BEST	105.3	64	DURHAM	111.8
12	20	MARKLUND	116.5	44	BEST	93.9	35	LODGE	105.1	35	LODGE	111.8
13	34	DELVES	116.3	20	MARKLUND	93.9	17	CARNE	104.8	17	CARNE	110.9
14	12	RENDELL	115.7	17	CARNE	93.5	34	DELVES	104.2	34	DELVES	110.9
15	17	CARNE	115.7	12	RENDELL	93.2	27	HODGE	103.8	12	RENDELL	109.4
16	27	HODGE	115.3	27	HODGE	92.3	12	RENDELL	103.7	27	HODGE	109.2
17	95	TURNER	113.3	89	MORETON	92.1	56	ATKINS	102.6	56	ATKINS	108.5
18	30	COOK	113.1	56	ATKINS	91.9	95	TURNER	102.4	89	MORETON	108.2
19	56	ATKINS	113.1	95	TURNER	91.1	89	MORETON	101.6	25	BROUWERS	108.0
20	25	BROUWERS	112.9	26	OGDEN	91.0	30	COOK	101.3	30	COOK	107.5
21	89	MORETON	112.7	55	SCOTT	90.9	25	BROUWERS	101.3	95	TURNER	107.3
22	26	OGDEN	112.2	30	COOK	90.4	26	OGDEN	101.0	19	RODRIGUEZ	107.2
23	2	STRUDWICK	111.6	45	SWANN	90.3	2	STRUDWICK	100.6	2	STRUDWICK	107.0
24	19	RODRIGUEZ	111.6	25	BROUWERS	90.3	19	RODRIGUEZ	100.3	99	CAMPBELL	106.8
25	99	CAMPBELL	110.9	99	CAMPBELL	90.1	55	SCOTT	100.0	24	FABER	106.8
26	24	FABER	110.7	19	RODRIGUEZ	89.7	45	SWANN	100.0	26	OGDEN	106.8
27	55	SCOTT	110.5	50	BEHAL	89.7	99	CAMPBELL	99.8	13	CLARK	106.1
28	13	CLARK	110.3	2	STRUDWICK	89.4	24	FABER	99.5	55	SCOTT	106.0
29	50	BEHAL	110.1	24	FABER	89.0	13	CLARK	99.5	45	SWANN	106.0
30	45	SWANN	110.0	13	CLARK	88.3	50	BEHAL	99.5	50	BEHAL	105.6

Weather / Track : Bright / Wet

Results can be found at www.tsl-timing.comOulton Park International
Circuit Length = 2.6920 miles
Start: 09:00 Flag 09:40 End: 09:42

Printed - 09:43 Saturday, 16 September 2017

MCRCB BULLETIN TK066

2017 MCE British Superbike Championship - Round 10

2017 HEL Performance British Motostar Championship

QUALIFYING - BEST SECTORS

SECTOR 1				SECTOR 2				SECTOR 3				SECTOR 4				IDEAL / BEST COMPARISON			
POS	NO	NAME	TIME	NO	NAME	TIME	NO	NAME	TIME	NO	NAME	TIME	POS	NO	NAME	IDEAL	BEST	DIFF	
																PERFECT LAP		1:49.815	
1	69	BOOTH-A	27.496	69	BOOTH-A	30.270	69	BOOTH-A	21.548	69	BOOTH-A	30.501	1	69	BOOTH-AMOS	1:49.815	1:49.815	0.000	
2	15	McMANUS	27.601	15	McMANUS	30.825	47	ARCHER	21.680	79	STACEY	30.570	2	15	McMANUS	1:50.853	1:51.176	0.323	
3	47	ARCHER	28.047	47	ARCHER	30.833	15	McMANUS	21.810	47	ARCHER	30.596	3	47	ARCHER	1:51.156	1:51.677	0.521	
4	12	RENDELL	28.084	12	RENDELL	30.911	12	RENDELL	21.852	15	McMANUS	30.617	4	12	RENDELL	1:52.251	1:52.251	0.000	
5	52	BOERBOO	28.214	64	DURHAM	31.194	79	STACEY	21.941	52	BOERBOO	30.831	5	79	STACEY	1:52.264	1:52.264	0.000	
6	3	KERR	28.293	79	STACEY	31.196	52	BOERBOO	21.990	3	KERR	31.031	6	52	BOERBOOM	1:52.475	1:52.481	0.006	
7	23	LLEWELL	28.299	34	DELVES	31.418	64	DURHAM	22.086	44	BEST	31.273	7	64	DURHAM	1:52.957	1:53.072	0.115	
8	64	DURHAM	28.310	52	BOERBOO	31.440	17	CARNE	22.151	64	DURHAM	31.367	8	3	KERR	1:53.214	1:53.214	0.000	
9	34	DELVES	28.416	95	TURNER	31.623	44	BEST	22.200	12	RENDELL	31.404	9	34	DELVES	1:53.733	1:54.038	0.305	
10	17	CARNE	28.453	44	BEST	31.638	34	DELVES	22.206	95	TURNER	31.476	10	44	BEST	1:53.770	1:53.821	0.051	
11	79	STACEY	28.557	17	CARNE	31.641	3	KERR	22.247	23	LLEWELL	31.493	11	17	CARNE	1:53.796	1:53.796	0.000	
12	95	TURNER	28.597	3	KERR	31.643	23	LLEWELL	22.416	99	CAMPBEL	31.533	12	95	TURNER	1:54.290	1:54.440	0.150	
13	44	BEST	28.659	55	SCOTT	31.890	55	SCOTT	22.531	17	CARNE	31.551	13	23	LLEWELLYN	1:54.374	1:54.739	0.365	
14	55	SCOTT	28.789	99	CAMPBEL	32.042	95	TURNER	22.594	55	SCOTT	31.661	14	55	SCOTT	1:54.871	1:54.871	0.000	
15	99	CAMPBEL	29.002	23	LLEWELL	32.166	45	SWANN	22.660	34	DELVES	31.693	15	99	CAMPBELL	1:55.393	1:55.393	0.000	
16	25	BROUWER	29.152	30	COOK	32.173	30	COOK	22.681	54	BURMAN	31.943	16	30	COOK	1:56.364	1:56.743	0.379	
17	54	BURMAN	29.170	56	ATKINS	32.305	99	CAMPBEL	22.816	2	STRUDWI	32.126	17	54	BURMAN	1:56.748	1:56.835	0.087	
18	30	COOK	29.219	19	RODRIGU	32.441	26	OGDEN	22.853	19	RODRIGU	32.167	18	45	SWANN	1:57.120	1:57.120	0.000	
19	20	MARKLUN	29.238	24	FABER	32.525	20	MARKLUN	22.926	45	SWANN	32.211	19	20	MARKLUND	1:57.314	1:57.408	0.094	
20	24	FABER	29.358	54	BURMAN	32.577	24	FABER	23.012	30	COOK	32.291	20	25	BROUWERS	1:57.388	1:57.757	0.369	
21	35	LODGE	29.422	2	STRUDWI	32.616	54	BURMAN	23.058	25	BROUWER	32.322	21	24	FABER	1:57.507	1:57.881	0.374	
22	45	SWANN	29.623	45	SWANN	32.626	56	ATKINS	23.063	20	MARKLUN	32.353	22	2	STRUDWICK	1:57.641	1:57.641	0.000	
23	26	OGDEN	29.661	20	MARKLUN	32.797	25	BROUWER	23.063	56	ATKINS	32.451	23	56	ATKINS	1:57.646	1:57.646	0.000	
24	2	STRUDWI	29.723	25	BROUWER	32.851	2	STRUDWI	23.176	26	OGDEN	32.483	24	26	OGDEN	1:57.917	1:58.247	0.330	
25	89	MORETON	29.724	26	OGDEN	32.920	89	MORETON	23.189	35	LODGE	32.532	25	19	RODRIGUEZ	1:57.946	1:59.281	1.335	
26	19	RODRIGU	29.730	35	LODGE	33.014	27	HODGE	23.469	24	FABER	32.612	26	35	LODGE	1:58.546	1:58.988	0.442	
27	27	HODGE	29.779	89	MORETON	33.083	35	LODGE	23.578	89	MORETON	32.660	27	89	MORETON	1:58.656	1:59.091	0.435	
28	56	ATKINS	29.827	27	HODGE	33.647	19	RODRIGU	23.608	27	HODGE	32.975	28	27	HODGE	1:59.870	2:01.015	1.145	
29	13	CLARK	31.407	13	CLARK	35.238	13	CLARK	24.210	13	CLARK	33.632	29	13	CLARK	2:04.487	2:04.952	0.465	
30	50	BEHAL	31.840	50	BEHAL	36.057	50	BEHAL	24.651	50	BEHAL	34.286	30	50	BEHAL	2:06.834	2:06.834	0.000	

Weather / Track : Bright / Wet

Results can be found at www.tsl-timing.com

Oulton Park International
 Circuit Length = 2.6920 miles
 Start: 09:00 Flag 09:40 End: 09:42

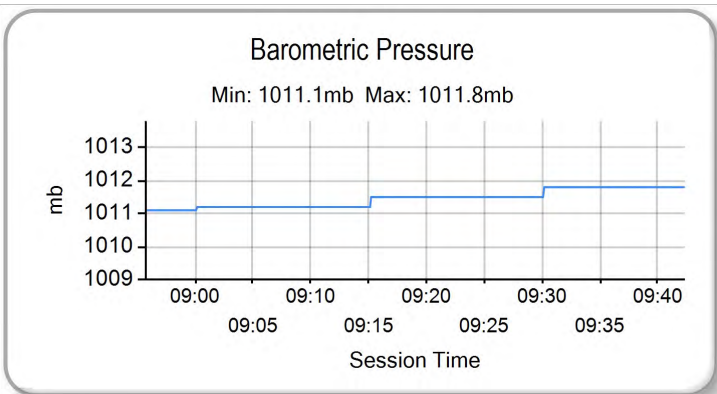
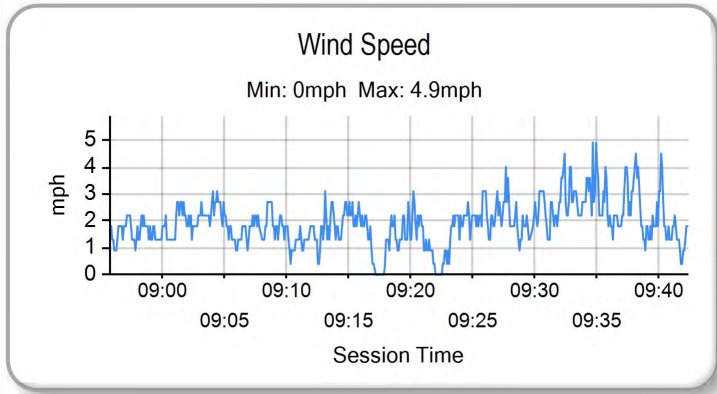
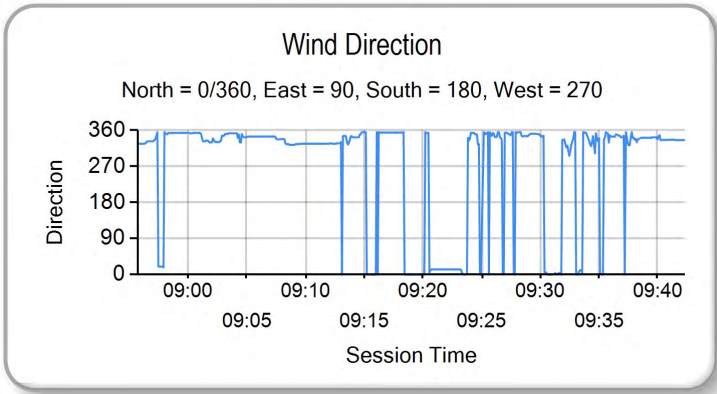
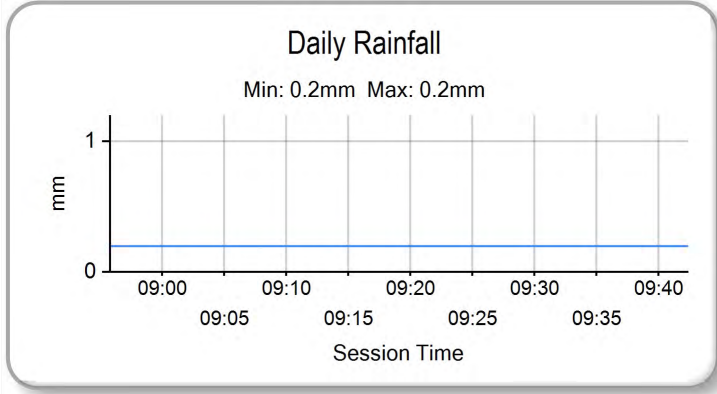
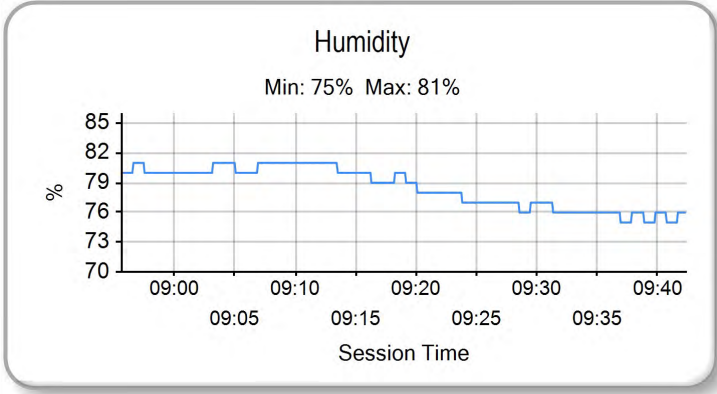
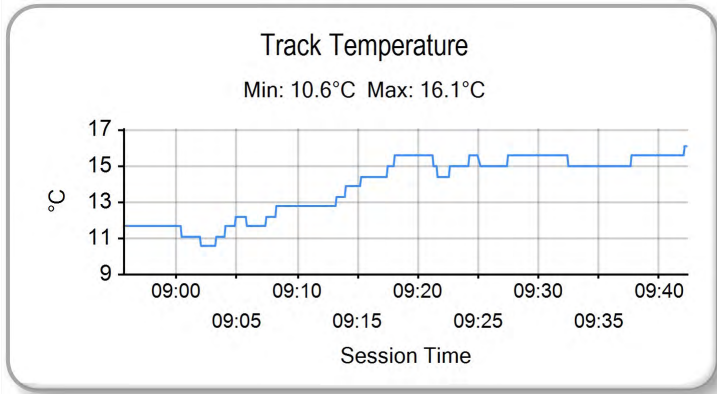
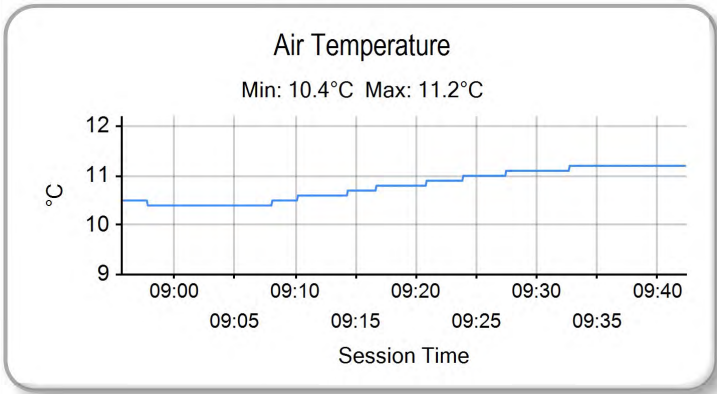
Printed - 09:44 Saturday, 16 September 2017

MCRCB BULLETIN TK067

2017 MCE British Superbike Championship - Round 10

2017 HEL Performance British Motostar Championship

QUALIFYING - WEATHER CONDITIONS



Weather / Track : Bright / Wet

Results can be found at www.tsl-timing.com

Oulton Park International
Circuit Length = 2.6920 miles
Start: 09:00 Flag 09:40 End: 09:42

Printed - 09:44 Saturday, 16 September 2017



ROW 10	30	2:06.834	50	Aditya BEHAL	29	2:04.952	13	Jacob CLARK	28	2:01.015	27	Josh HODGE			
ROW 9			27	1:59.281	19	Victor RODRIGUEZ	26	1:59.091	89	T. Fox MORETON	25	1:58.988	35	Elliot LODGE	
ROW 8			24	1:58.247	26	Scott OGDEN	23	1:57.881	24	Shane FABER	22	1:57.757	25	Mike BROUWERS	
ROW 7				1:57.646	21	56	Charlie ATKINS	20	1:57.641	2	Thomas STRUDWICK	19	1:57.408	20	Joel MARKLUND
ROW 6			18	1:57.120	45	Scott SWANN	17	1:56.835	54	Sam BURMAN	16	1:56.743	30	Max COOK	
ROW 5				1:55.393	15	99	Stephen CAMPBELL	14	1:54.871	55	Jack SCOTT	13	1:54.739	23	Sam LLEWELLYN
ROW 4			12	1:54.440	95	Ross TURNER	11	1:54.038	34	Liam DELVES	10	1:53.821	44	Edmund BEST	
ROW 3				1:53.796	9	17	Tom CARNE	8	1:53.214	3	Richard KERR	7	1:53.072	64	Asher DURHAM
ROW 2			6	1:52.481	52	Jorel BOERBOOM	5	1:52.264	79	Storm STACEY	4	1:52.251	12	Edward RENDELL	
ROW 1				1:51.677	3	47	Jake ARCHER	2	1:51.176	15	Eugene McMANUS	1	1:49.815	69	Tom BOOTH-AMOS
															Pole

Oulton Park International
Circuit Length = 2.6920 miles

These results are provisional until the conclusion of any judicial and technical matters.

Race Director :	Stewards :	Timekeeper :
-----------------	------------	--------------

Results can be found at www.britishsuperbike.com

Printed - 09:44 Saturday, 16 September 2017



MCRCB BULLETIN TK111

2017 MCE British Superbike Championship - Round 10

2017 HEL Performance British Motostar Championship

RACE 3 - CLASSIFICATION



POS	NO	CL	PIC NAME	ENTRY	LAPS	TIME	GAP	DIFF	MPH	BEST	ON
1	69		1 Tom BOOTH-AMOS	KTM - City Lifting RS Racing	12	20:54.771			92.68	1:43.571	6
2	47		2 Jake ARCHER	KTM - City Lifting RS Racing	12	21:05.814	11.043	11.043	91.87	1:44.128	10
3	3		3 Richard KERR	KTM - North West Racing	12	21:25.279	30.508	19.465	90.48	1:45.517	5
4	17		4 Tom CARNE	Tigcraft - Neatafan / Tigcraft Racing	12	21:33.581	38.810	8.302	89.90	1:46.322	12
5	44		5 Edmund BEST	KTM - SymCirrus Motorsport	12	21:34.759	39.988	1.178	89.82	1:46.569	11
6	52		6 Jorel BOERBOOM	Kalex KTM - Fireplace Warehouse	12	21:35.207	40.436	0.448	89.78	1:46.593	11
7	79		7 Storm STACEY	Kalex - FPW Racing	12	21:35.255	40.484	0.048	89.78	1:46.551	11
8	34		8 Liam DELVES	DR-Moto - Stauff Connect Academy / Dr-Moto	12	21:35.410	40.639	0.155	89.77	1:46.676	12
9	64		9 Asher DURHAM	Mahindra - Microlise Cresswell Racing	12	21:40.249	45.478	4.839	89.44	1:46.777	11
10	25		10 Mike BROUWERS	KTM - TEC7-Joma / Brouwersracingteam	12	22:01.695	1:06.924	21.446	87.98	1:48.776	12
11	19	S	1 Victor RODRIGUEZ	Honda NSF - GA Competition	12	22:01.935	1:07.164	0.240	87.97	1:49.059	12
12	30	S	2 Max COOK	Honda NSF - Wilson Racing	12	22:02.045	1:07.274	0.110	87.96	1:48.983	12
13	20		11 Joel MARKLUND	KTM - Marklund Solutions / SP125	12	22:02.723	1:07.952	0.678	87.92	1:48.983	12
14	55	S	3 Jack SCOTT	Honda NSF - J J Racing	12	22:03.087	1:08.316	0.364	87.89	1:48.783	10
15	23		12 Sam LLEWELLYN	KTM - SymCirrus Motorsport	12	22:08.242	1:13.471	5.155	87.55	1:48.098	5
16	2	S	4 Thomas STRUDWICK	Honda NSF - Case Moto Rapido Moto3	12	22:10.598	1:15.827	2.356	87.40	1:49.211	10
17	89	S	5 T. Fox MORETON	Honda NSF - Banks Racing / Moto Engineering	12	22:12.013	1:17.242	1.415	87.30	1:49.532	10
18	56	S	6 Charlie ATKINS	Honda NSF - Wilson Racing	12	22:12.701	1:17.930	0.688	87.26	1:49.375	11
19	54		13 Sam BURMAN	KTM - TeamWNT / Burman Racing	12	22:12.746	1:17.975	0.045	87.26	1:48.283	9
20	95	S	7 Ross TURNER	Honda NSF - RedRat Racing	12	22:13.611	1:18.840	0.865	87.20	1:49.506	11
21	99		14 Stephen CAMPBELL	Honda - Campbell Racing	12	22:13.954	1:19.183	0.343	87.18	1:49.961	10
22	26	S	8 Scott OGDEN	Honda NSF - Cresswell Racing	12	22:27.364	1:32.593	13.410	86.31	1:50.552	5
23	24	S	9 Shane FABER	Honda NSF - SymCirrus Motorsport / Shane Faber I	12	22:30.369	1:35.598	3.005	86.12	1:51.313	6
24	27		15 Josh HODGE	KTM - Team HPR	12	22:40.417	1:45.646	10.048	85.48	1:52.111	7
25	45	S	10 Scott SWANN	Honda NSF - Swann Racing	11	21:00.665	1 Lap	1 Lap	84.56	1:53.586	4
26	50	S	11 Aditya BEHAL	Honda NSF - Microlise Cresswell Racing	11	22:20.864	1 Lap	1:20.199	79.50	1:59.630	7

NOT CLASSIFIED

DNF	15		Eugene McMANUS	KTM - RS Racing / E15 Racing	9	15:54.396	3 Laps	2 Laps	91.38	1:44.677	9
DNF	12		Edward RENDELL	KTM - Banks Racing	7	12:27.582	5 Laps	2 Laps	90.74	1:45.216	5
DNF	13	S	Jacob CLARK	Honda NSF - Wilson Racing	2	3:52.422	10 Laps	5 Laps	83.39	1:51.725	2
DNF	35		Elliot LODGE	FTR - Spike Racing / SP125	1	1:56.445	11 Laps	1 Lap	83.22		

FASTEST LAP

69			Tom BOOTH-AMOS	KTM - City Lifting RS Racing	6	1:43.571			93.57 mph	150.58 kph	
55	S		Jack SCOTT	Honda NSF - J J Racing	10	1:48.783			89.08 mph	143.37 kph	

New Lap Record

Oulton Park International
Circuit Length = 2.6920 miles
Start: 14:34 Flag 14:55 End: 14:57

Weather / Track : Bright / Dry

These results are provisional until the conclusion of any judicial and technical matters.

Race Director :	Stewards :	Timekeeper :
-----------------	------------	--------------

Results can be found at www.britishsuperbike.com

Printed - 14:58 Saturday, 16 September 2017



MCRCB BULLETIN TK112

2017 MCE British Superbike Championship - Round 10

2017 HEL Performance British Motostar Championship

RACE 3 - LAP CHART

3	27.526	1:47.562
17	38.522	1:46.360
52	39.074	1:46.593
79	39.119	1:46.551
44	39.287	1:46.569
34	39.997	1:46.768
64	44.716	1:46.777
19	1:04.139	1:49.288
25	1:04.182	1:49.259
30	1:04.325	1:49.245
20	1:05.003	1:49.057
55	1:05.237	1:48.999
50	1 Lap	2:03.078
23	1:10.439	1:48.570
2	1:12.492	1:49.236
89	1:13.363	1:49.585
56	1:13.840	1:49.375
54	1:13.898	1:48.830
99	1:14.880	1:50.096
95	1:15.062	1:49.506
26	1:26.733	1:51.127
24	1:29.457	1:52.290
27	1:38.929	1:52.329

LAP 12 @ 14:55:35.745

NO	BEHIND	LAP TIME
69		1:46.034
45	1 Lap	1:53.866
47	11.043	1:44.595
3	30.508	1:49.016
17	38.810	1:46.322
44	39.988	1:46.735
52	40.436	1:47.396
79	40.484	1:47.399
34	40.639	1:46.676
64	45.478	1:46.796
25	1:06.924	1:48.776
19	1:07.164	1:49.059
30	1:07.274	1:48.983
20	1:07.952	1:48.983
55	1:08.316	1:49.113
23	1:13.471	1:49.066
2	1:15.827	1:49.369
89	1:17.242	1:49.913
56	1:17.930	1:50.124
54	1:17.975	1:50.111
95	1:18.840	1:49.812
99	1:19.183	1:50.337
50	1 Lap	2:01.819
26	1:32.593	1:51.894
24	1:35.598	1:52.175
27	1:45.646	1:52.751

Weather / Track : Bright / Dry

MCRCB BULLETIN TK113

2017 MCE British Superbike Championship - Round 10

2017 HEL Performance British Motostar Championship

RACE 3 - POSITION CHART

No	Name	Lap												
		Pos	1	2	3	4	5	6	7	8	9	10	11	12
69	BOOTH-AMOS	1	69	69	69	69	69	69	69	69	69	69	69	69
15	McMANUS	2	15	15	15	47	47	47	47	47	47	47	47	47
47	ARCHER	3	47	47	47	15	15	15	15	15	15	3	3	3
12	RENDELL	4	3	3	12	12	12	12	12	3	3	17	17	17
79	STACEY	5	12	12	3	3	3	3	3	64	44	52	52	44
52	BOERBOOM	6	79	79	79	64	64	64	64	52	52	79	79	52
64	DURHAM	7	52	52	52	52	52	52	44	44	17	44	44	79
3	KERR	8	44	44	44	79	79	44	52	79	79	34	34	34
17	CARNE	9	64	64	64	44	44	79	79	17	34	64	64	64
44	BEST	10	17	17	17	17	17	17	17	34	64	19	19	25
34	DELVES	11	34	34	34	34	34	34	34	25	25	25	25	19
95	TURNER	12	20	20	30	19	19	19	25	19	19	30	30	30
23	LLEWELLYN	13	30	30	20	20	20	25	19	20	30	20	20	20
55	SCOTT	14	55	55	19	25	30	20	30	30	20	55	55	55
99	CAMPBELL	15	35	19	55	30	25	30	20	55	55	23	23	23
30	COOK	16	19	25	25	55	55	55	55	2	23	2	2	2
54	BURMAN	17	25	89	89	2	2	2	2	89	2	89	89	89
45	SWANN	18	95	95	2	89	89	89	89	99	89	56	56	56
20	MARKLUND	19	89	2	95	95	95	95	99	23	99	99	54	54
2	STRUDWICK	20	2	99	99	99	99	99	95	56	56	54	99	95
56	ATKINS	21	99	56	56	56	56	56	56	95	95	95	95	99
25	BROUWERS	22	56	24	24	24	24	23	23	54	54	26	26	26
24	FABER	23	24	13	26	54	54	54	54	24	26	24	24	24
26	OGDEN	24	13	27	27	26	23	24	24	26	24	27	27	27
35	LODGE	25	45	26	54	23	26	26	26	27	27	45	45	
89	MORETON	26	27	45	45	27	27	27	27	45	45	50	50	
19	RODRIGUEZ	27	26	54	23	45	45	45	45	50	50			
27	HODGE	28	54	23	50	50	50	50	50					
13	CLARK	29	50	50										
50	BEHAL	30	23											

Weather / Track : Bright / Dry

Results can be found at www.tsl-timing.com

Oulton Park International
 Circuit Length = 2.6920 miles
 Start: 14:34 Flag 14:55 End: 14:57

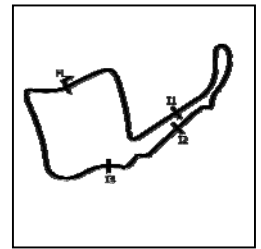
Printed - 14:59 Saturday, 16 September 2017

MCRCB BULLETIN TK114

2017 MCE British Superbike Championship - Round 10

2017 HEL Performance British Motostar Championship

RACE 3 - SECTOR ANALYSIS



SECTOR 1 = FL to I1, SECTOR 2 = I1 to I2 SECTOR 3 = I2 to I3, SECTOR 4 = I3 to FL, DIFF = Difference To Personal Best Lap, P = Crossed Finish Line in Pit Lane, D = Time Disallowed

Summary table for RACE 3 showing top 12 riders with their lap times and differences.

Race data for P20 95 S, Ross TURNER, Honda NSF - RedRat Racing. Includes lap times and sector breakdowns.

Race data for P21 99, Stephen CAMPBELL, Honda - Campbell Racing. Includes lap times and sector breakdowns.

Race data for P22 26 S, Scott OGDEN, Honda NSF - Cresswell Racing. Includes lap times and sector breakdowns.

Race data for P23 24 S, Shane FABER, Honda NSF - SymCircus Motorsport / Shane Faber Racing. Includes lap times and sector breakdowns.

Oulton Park International
Circuit Length = 2.6920 miles
Start: 14:34 Flag 14:55 End: 14:57

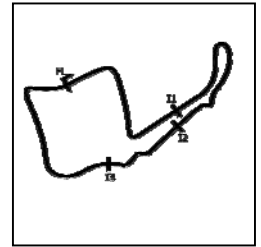
Weather / Track : Bright / Dry

MCRCB BULLETIN TK114

2017 MCE British Superbike Championship - Round 10

2017 HEL Performance British Motostar Championship

RACE 3 - SECTOR ANALYSIS



SECTOR 1 = FL to I1, SECTOR 2 = I1 to I2 SECTOR 3 = I2 to I3, SECTOR 4 = I3 to FL, DIFF = Difference To Personal Best Lap, P = Crossed Finish Line in Pit Lane, D = Time Disallowed

4 -	26.398	122.2	29.437	96.5	20.909	109.4	29.284	114.9	1:46.028	91.40	1.351	14:41:49.452
5 -	26.217	123.5	29.434	97.6	20.729	109.1	28.925	114.9	1:45.305	92.03	0.628	14:43:34.757
6 -	26.073	123.1	29.097	97.5	20.924	107.5	29.008	114.5	1:45.102 (2)	92.20	0.425	14:45:19.859
7 -	26.183	123.1	29.242	95.3	21.127	107.0	29.053	114.5	1:45.605	91.76	0.928	14:47:05.464
8 -	26.330	122.2	28.973	96.8	20.935	108.9	28.991	114.3	1:45.229 (3)	92.09	0.552	14:48:50.693
9 -	25.921	123.8	28.952	97.6	20.610	109.2	29.194	113.1	1:44.677 (1)	92.58		14:50:35.370

P28 12 Edward RENDELL

KTM - Banks Racing

IDEAL LAP TIME : 1:45.109

BEST LAP TIME : 1:45.216

DIFFERENCE : 0.107

LAP	SECTOR 1	SECTOR 2	SECTOR 3	SECTOR 4	LAP TIME	MPH	DIFF	TIME OF DAY				
1 -	117.1	30.010	95.1	20.930	104.6	29.444	110.9	1:52.533	86.11	7.317	14:36:33.507	
2 -	26.379	118.1	29.368	93.4	21.018	105.1	29.234	112.2	1:45.999	91.42	0.783	14:38:19.506
3 -	26.446	119.6	29.115	91.9	20.862	104.6	29.332	110.5	1:45.755	91.63	0.539	14:40:05.261
4 -	26.523	117.3	29.096	93.4	20.903	104.3	29.226	110.3	1:45.748 (3)	91.64	0.532	14:41:51.009
5 -	26.236	117.5	29.067	93.7	20.723	105.0	29.190	109.6	1:45.216 (1)	92.10		14:43:36.225
6 -	26.504	117.1	28.960	93.0	20.866	104.2	29.364	108.7	1:45.694 (2)	91.69	0.478	14:45:21.919
7 -	26.558	116.5	29.500	91.0	20.954	102.9	29.625	108.0	1:46.637	90.88	1.421	14:47:08.556

P29 13 S Jacob CLARK

Honda NSF - Wilson Racing

IDEAL LAP TIME : 1:51.571

BEST LAP TIME : 1:51.725

DIFFERENCE : 0.154

LAP	SECTOR 1	SECTOR 2	SECTOR 3	SECTOR 4	LAP TIME	MPH	DIFF	TIME OF DAY				
1 -	115.5	32.024	91.3	22.382	102.7	30.710	108.9	2:00.697	80.29	8.972	14:36:41.671	
2 -	27.948	112.2	31.008	91.0	21.905	102.1	30.864	103.0	1:51.725 (1)	86.74		14:38:33.396

P30 35 Elliot LODGE

FTR - Spike Racing / SP125

IDEAL LAP TIME : 1:49.480

BEST LAP TIME :

DIFFERENCE :

LAP	SECTOR 1	SECTOR 2	SECTOR 3	SECTOR 4	LAP TIME	MPH	DIFF	TIME OF DAY			
1 -	121.3	31.438	97.1	21.607	107.8	29.673	116.3	1:56.445	83.22		14:36:37.419

MCRCB BULLETIN TK115**2017 MCE British Superbike Championship - Round 10****2017 HEL Performance British Motostar Championship****RACE 3 - BEST SPEEDS**

POS	INTERMEDIATE 1			INTERMEDIATE 2			INTERMEDIATE 3			FINISH LINE		
	NO	NAME	MPH	NO	NAME	MPH	NO	NAME	MPH	NO	NAME	MPH
1	79	STACEY	124.0	79	STACEY	98.8	47	ARCHER	110.3	47	ARCHER	116.7
2	64	DURHAM	123.8	54	BURMAN	97.6	79	STACEY	110.0	79	STACEY	116.3
3	54	BURMAN	123.8	15	McMANUS	97.6	64	DURHAM	110.0	35	LODGE	116.3
4	15	McMANUS	123.8	64	DURHAM	97.5	54	BURMAN	110.0	64	DURHAM	116.1
5	47	ARCHER	123.1	47	ARCHER	97.3	23	LLEWELLYN	109.6	54	BURMAN	115.9
6	44	BEST	122.9	35	LODGE	97.1	15	McMANUS	109.4	15	McMANUS	115.3
7	23	LLEWELLYN	122.9	3	KERR	96.8	52	BOERBOOM	108.9	20	MARKLUND	115.1
8	69	BOOTH-AMOS	122.4	69	BOOTH-AMOS	96.5	69	BOOTH-AMOS	108.7	69	BOOTH-AMOS	114.7
9	34	DELVES	122.2	44	BEST	96.5	44	BEST	108.2	52	BOERBOOM	114.5
10	20	MARKLUND	122.2	23	LLEWELLYN	96.5	20	MARKLUND	108.2	23	LLEWELLYN	114.5
11	35	LODGE	122.2	52	BOERBOOM	96.2	3	KERR	107.8	44	BEST	114.1
12	17	CARNE	122.0	34	DELVES	96.1	17	CARNE	107.8	3	KERR	113.9
13	52	BOERBOOM	122.0	20	MARKLUND	96.1	35	LODGE	107.8	34	DELVES	113.9
14	3	KERR	121.5	17	CARNE	95.5	34	DELVES	107.7	17	CARNE	113.7
15	12	RENDELL	119.6	12	RENDELL	95.1	27	HODGE	106.3	12	RENDELL	112.2
16	27	HODGE	119.4	27	HODGE	95.0	56	ATKINS	105.8	27	HODGE	111.8
17	95	TURNER	118.7	89	MORETON	93.9	12	RENDELL	105.1	56	ATKINS	111.1
18	25	BROUWERS	118.5	56	ATKINS	93.7	95	TURNER	105.0	95	TURNER	110.9
19	30	COOK	118.3	95	TURNER	93.4	25	BROUWERS	104.5	89	MORETON	110.7
20	56	ATKINS	118.3	26	OGDEN	93.4	30	COOK	104.5	30	COOK	110.5
21	89	MORETON	118.1	25	BROUWERS	93.0	19	RODRIGUEZ	104.3	25	BROUWERS	110.3
22	19	RODRIGUEZ	117.7	19	RODRIGUEZ	92.9	89	MORETON	104.3	19	RODRIGUEZ	109.6
23	55	SCOTT	117.1	30	COOK	92.5	26	OGDEN	104.2	55	SCOTT	109.6
24	99	CAMPBELL	116.9	55	SCOTT	92.0	55	SCOTT	103.7	2	STRUDWICK	109.4
25	2	STRUDWICK	116.1	99	CAMPBELL	92.0	2	STRUDWICK	103.4	99	CAMPBELL	109.1
26	26	OGDEN	115.5	2	STRUDWICK	91.9	99	CAMPBELL	102.7	26	OGDEN	109.1
27	45	SWANN	115.5	13	CLARK	91.3	13	CLARK	102.7	13	CLARK	108.9
28	13	CLARK	115.5	45	SWANN	90.9	24	FABER	100.3	24	FABER	107.8
29	50	BEHAL	115.1	24	FABER	90.3	45	SWANN	100.1	45	SWANN	107.5
30	24	FABER	114.9	50	BEHAL	90.0	50	BEHAL	99.4	50	BEHAL	105.5

Weather / Track : Bright / Dry

Oulton Park International
Circuit Length = 2.6920 miles
Start: 14:34 Flag 14:55 End: 14:57Results can be found at www.tsl-timing.com

Printed - 15:00 Saturday, 16 September 2017

MCRCB BULLETIN TK116

2017 MCE British Superbike Championship - Round 10

2017 HEL Performance British Motostar Championship

RACE 3 - BEST SECTORS

SECTOR 1				SECTOR 2				SECTOR 3				SECTOR 4				IDEAL / BEST COMPARISON						
POS	NO	NAME	TIME	NO	NAME	TIME	NO	NAME	TIME	NO	NAME	TIME	NO	NAME	TIME	POS	NO	NAME	IDEAL	BEST	DIFF	
																			PERFECT LAP	1:43.508		
1	69	BOOTH-A	25.859	69	BOOTH-A	28.753	69	BOOTH-A	20.332	69	BOOTH-A	28.564	1	69	BOOTH-AMOS				1:43.508	1:43.571	0.063	
2	15	McMANUS	25.921	47	ARCHER	28.924	47	ARCHER	20.451	47	ARCHER	28.610	2	47	ARCHER				1:44.082	1:44.128	0.046	
3	47	ARCHER	26.097	15	McMANUS	28.952	15	McMANUS	20.610	15	McMANUS	28.925	3	15	McMANUS				1:44.408	1:44.677	0.269	
4	12	RENDELL	26.236	12	RENDELL	28.960	12	RENDELL	20.723	3	KERR	28.979	4	12	RENDELL				1:45.109	1:45.216	0.107	
5	3	KERR	26.313	3	KERR	29.206	3	KERR	20.801	12	RENDELL	29.190	5	3	KERR				1:45.299	1:45.517	0.218	
6	52	BOERBOO	26.400	17	CARNE	29.281	64	DURHAM	20.918	79	STACEY	29.230	6	17	CARNE				1:46.128	1:46.322	0.194	
7	17	CARNE	26.401	44	BEST	29.396	44	BEST	20.931	44	BEST	29.332	7	44	BEST				1:46.212	1:46.569	0.357	
8	64	DURHAM	26.427	79	STACEY	29.520	34	DELVES	20.976	17	CARNE	29.386	8	79	STACEY				1:46.353	1:46.551	0.198	
9	34	DELVES	26.462	34	DELVES	29.550	52	BOERBOO	21.038	34	DELVES	29.413	9	34	DELVES				1:46.401	1:46.676	0.275	
10	44	BEST	26.553	52	BOERBOO	29.654	79	STACEY	21.044	52	BOERBOO	29.501	10	64	DURHAM				1:46.549	1:46.777	0.228	
11	79	STACEY	26.559	64	DURHAM	29.672	17	CARNE	21.060	64	DURHAM	29.532	11	52	BOERBOOM				1:46.593	1:46.593	0.000	
12	23	LLEWELL	26.642	30	COOK	29.988	23	LLEWELL	21.169	35	LODGE	29.673	12	23	LLEWELLYN				1:47.708	1:48.098	0.390	
13	35	LODGE	26.762	2	STRUDWI	30.067	30	COOK	21.313	54	BURMAN	29.711	13	54	BURMAN				1:48.191	1:48.283	0.092	
14	20	MARKLUN	26.888	54	BURMAN	30.072	54	BURMAN	21.359	23	LLEWELL	29.787	14	30	COOK				1:48.410	1:48.983	0.573	
15	25	BROUWER	26.986	19	RODRIGU	30.096	55	SCOTT	21.425	56	ATKINS	29.917	15	25	BROUWERS				1:48.604	1:48.776	0.172	
16	54	BURMAN	27.049	55	SCOTT	30.102	2	STRUDWI	21.458	89	MORETON	29.939	16	55	SCOTT				1:48.679	1:48.783	0.104	
17	19	RODRIGU	27.083	23	LLEWELL	30.110	56	ATKINS	21.475	95	TURNER	29.941	17	20	MARKLUND				1:48.718	1:48.983	0.265	
18	30	COOK	27.137	25	BROUWER	30.140	95	TURNER	21.492	30	COOK	29.972	18	19	RODRIGUEZ				1:48.818	1:49.059	0.241	
19	55	SCOTT	27.172	20	MARKLUN	30.186	19	RODRIGU	21.495	25	BROUWER	29.978	19	2	STRUDWICK				1:48.949	1:49.211	0.262	
20	95	TURNER	27.207	56	ATKINS	30.227	25	BROUWER	21.500	55	SCOTT	29.980	20	56	ATKINS				1:49.136	1:49.375	0.239	
21	2	STRUDWI	27.340	89	MORETON	30.511	26	OGDEN	21.533	99	CAMPBEL	30.040	21	95	TURNER				1:49.163	1:49.506	0.343	
22	89	MORETON	27.340	95	TURNER	30.523	99	CAMPBEL	21.538	2	STRUDWI	30.084	22	89	MORETON				1:49.377	1:49.532	0.155	
23	99	CAMPBEL	27.426	99	CAMPBEL	30.595	20	MARKLUN	21.551	20	MARKLUN	30.093	23	35	LODGE				1:49.480			
24	26	OGDEN	27.506	26	OGDEN	30.814	89	MORETON	21.587	19	RODRIGU	30.144	24	99	CAMPBELL				1:49.599	1:49.961	0.362	
25	56	ATKINS	27.517	24	FABER	30.930	35	LODGE	21.607	26	OGDEN	30.342	25	26	OGDEN				1:50.195	1:50.552	0.357	
26	24	FABER	27.625	13	CLARK	31.008	24	FABER	21.901	24	FABER	30.513	26	24	FABER				1:50.969	1:51.313	0.344	
27	27	HODGE	27.847	27	HODGE	31.292	13	CLARK	21.905	13	CLARK	30.710	27	13	CLARK				1:51.571	1:51.725	0.154	
28	13	CLARK	27.948	35	LODGE	31.438	27	HODGE	22.002	27	HODGE	30.798	28	27	HODGE				1:51.939	1:52.111	0.172	
29	45	SWANN	28.184	45	SWANN	31.760	45	SWANN	22.348	45	SWANN	30.957	29	45	SWANN				1:53.249	1:53.586	0.337	
30	50	BEHAL	29.729	50	BEHAL	33.091	50	BEHAL	23.308	50	BEHAL	32.623	30	50	BEHAL				1:58.751	1:59.630	0.879	

Weather / Track : Bright / Dry

Oulton Park International
Circuit Length = 2.6920 miles
Start: 14:34 Flag 14:55 End: 14:57

Results can be found at www.tsl-timing.com

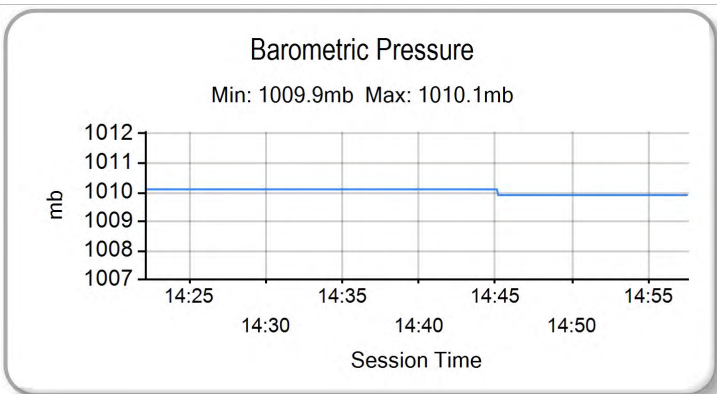
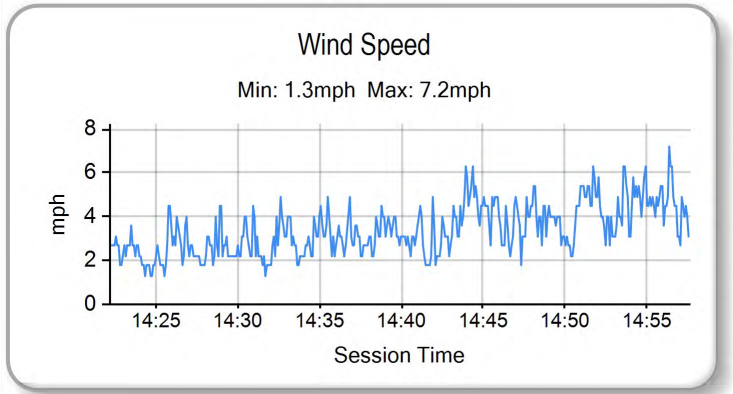
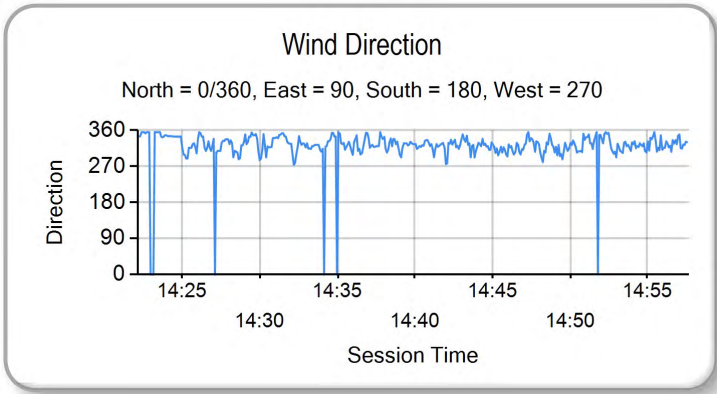
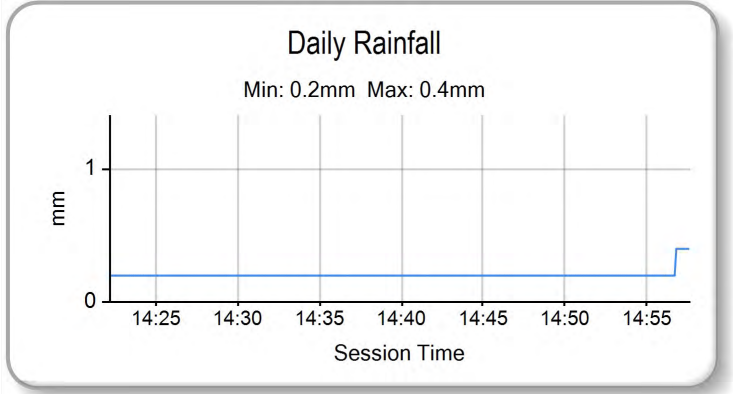
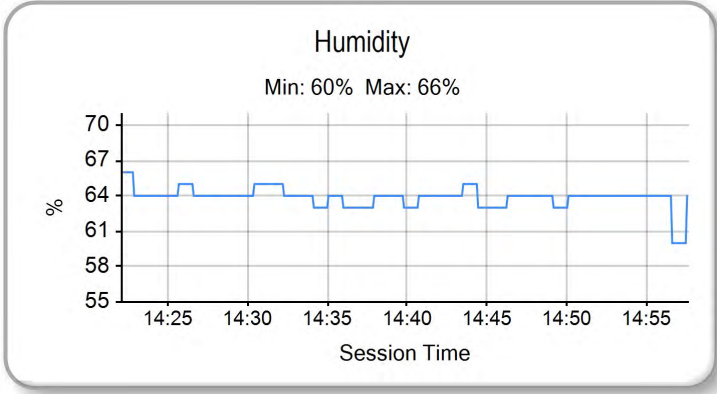
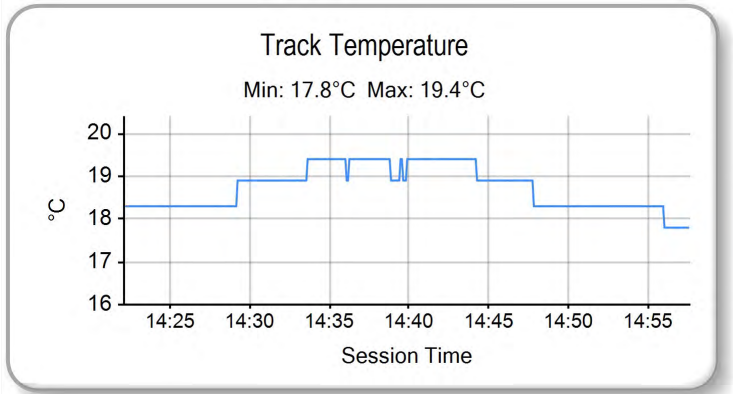
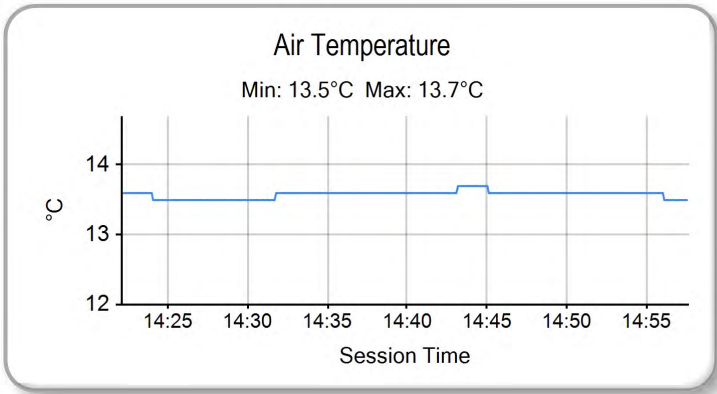
Printed - 15:00 Saturday, 16 September 2017

MCRCB BULLETIN TK117

2017 MCE British Superbike Championship - Round 10

2017 HEL Performance British Motostar Championship

RACE 3 - WEATHER CONDITIONS



Weather / Track : Bright / Dry

Results can be found at www.tsl-timing.com

Oulton Park International
Circuit Length = 2.6920 miles
Start: 14:34 Flag 14:55 End: 14:57

Printed - 15:01 Saturday, 16 September 2017

MCRCB BULLETIN TK118

**2017 HEL Performance British Motostar Championship
MOTO 3 GP POINTS AFTER ROUND 18**

	TOTAL	GAP	DIFF	31st March-2nd April Donington Park	14th-17th April Brands Hatch Indy	29th April-1st May Oulton Park	16th-18th June Knockhill	30th June-2nd July Snetterton	21st-23rd July Brands Hatch GP	4th-6th August Thruxton	18th-20th August Cadwell Park	8th-10th September Silverstone	15th-17th September Oulton Park	29th Sept-1st October Assen	13th-15th October Brands Hatch - GP
Tom BOOTH-AMOS	370			25	25 25	25		25 25	25 25	25 20	25 25	25 25	25		
Jake ARCHER	337	33		11 11	20 20	13	25 25	20 20	11 20	16 25	20 20	20 20	20		
Storm STACEY	200	170	137	13 16	16	6	11 20	16 13	16 11	6 11	11 9	9 7	9		
Richard KERR	190	180	10	20	13	9	20 11	10	10 7	10 13	16 13	11 11	16		
Eugene McMANUS	167	203	23	16 13	16	20	16		13 16	20	13 11	13			
Edward RENDELL	146	224	21			7	10 10	9	20 13	13 16	16	16 16			
Edmund BEST	140	230	6	9 6	11	10		13 16	9 8	7	10 7	13 10	11		
Asher DURHAM	120	250	20	5 8	13 8	3	13 9		9	9 9	9 10	8	7		
Jorel BOERBOOM	110	260	10	7 10	7 5	5	9	11	5 6	5	7 8	10 5	10		
Mike BROUWERS	107	263	3	6 9	10 7	8	7 6	7	4	8 10	5 3	8 3	6		
Liam DELVES	99	271	8	4 5	11 9		8	9 8	7 5	3 7	4	7 4	8		
Elliot LODGE	89	281	10	25		11	16	10		4	8 6	3 6			
Joel MARKLUND	75	295	14	8 7	9 6	4	8 7	8	3 3	2		4 1	5		
Tom CARNE	69	301	6	2	5 4		3	11	8 10	11		2	13		
Sam LLEWELLYN	56	314	13		10	1	5 4		6 4	5 8		9	4		
Taz TAYLOR	49	321	7	20		16	13								
Josh HODGE	48	322	1	3	4 1		5	7 4	2 1	4 6	5	5	1		
Stephen CAMPBELL	44	326	4	1 4	8 3		3	6 3		3	4 1	6	2		
Sam BURMAN	42	328	2	3	6 2	2	4 1	5	1 2	1 2	6 2	2	3		
James HOBSON	19	351	23				6 2	5 6							
Lee HINDLE	10	360	9	10											

MCRCB BULLETIN TK119

2017 HEL Performance British Motostar Championship

MOTO 3 STANDARD POINTS AFTER ROUND 18

	TOTAL	GAP	DIFF	31st March-2nd April Donington Park	14th-17th April Brands Hatch Indy	29th April-1st May Oulton Park	16th-18th June Knockhill	30th June-2nd July Snetterton	21st-23rd July Brands Hatch GP	4th-6th August Thruxton	18th-20th August Cadwell Park	8th-10th September Silverstone	15th-17th September Oulton Park	29th Sept-1st October Assen	13th-15th October Brands Hatch - GP
Max COOK	411			25 25	25 25	25	25 25	6 20	25 25	25 25	25 20	20 25	20		
Victor RODRIGUEZ	311	100		20 20	16	13	20 20	20 25	13	13 16	20 25	25 20	25		
Thomas STRUDWICK	242	169	69	11 16	20 20	20	16	25 16	20	20	13	16 16	13		
Jack SCOTT	240	171	2	10 11	11 13	16	16 13	16 13	16 20	13	16 16	11 13	16		
Charlie ATKINS	185	226	55	8	8	10	13 11	13 11	11 16	20 11	13 11	10 9	10		
Cameron HORSMAN	168	243	17	16 13	13 16	11		10 6	10 10	11 7	11 10	13 11			
T. Fox MORETON	154	257	14	9 6	6 7	8	9 9	9 10	7 13	16 10	8 4	4 8	11		
Ross TURNER	140	271	14	3	4 6	7	10 10	11 9	9 9	10 8	9 7	9 10	9		
Scott SWANN	123	288	17	8 9	7 8	7	11	7 7	6 11	5 6	10 8	7	6		
Shane FABER	93	318	30	13 10	10 11	9		3		7	7 6	5 5	7		
Ewan POTTER	85	326	8	7 5	3 5	5	8 7	5 4	5 8	6 4	6 5	2			
Jacob CLARK	52	359	33					4 5	3 7	8 5	5 3	6 6			
Scott OGDEN	50	361	2							9 9	9	8 7	8		
Luke HOPKINS	38	373	12		5 9			8 8	8						
Elliot PINSON	26	385	12	7	9 10										
Tom ALEXANDER	15	396	11	6 4	1	4									
Rishon HICKEY	15	396	0				7 8								
Aditya BEHAL	9	402	6									1 3	5		
Myles WASLEY	7	404	2									3 4			
Connall COURTNEY	6	405	1		2				4						

MCRCB BULLETIN TK120

2017 MCE British Superbike Championship - Round 10

2017 HEL Performance British Motostar Championship

RACE 9 - GRID (12 Laps)



ROW 10	30	35	Elliot LODGE	1:59.630	29	50	Aditya BEHAL	1:53.586	28	45	Scott SWANN	
ROW 9		27	27	Josh HODGE	1:52.111	26	13	Jacob CLARK	1:51.725	25	24	Shane FABER
ROW 8	24	26	Scott OGDEN	1:50.552	23	99	Stephen CAMPBELL	1:49.961	22	89	T. Fox MORETON	
ROW 7		21	95	Ross TURNER	1:49.506	20	56	Charlie ATKINS	1:49.375	19	2	Thomas STRUDWICK
ROW 6	18	19	Victor RODRIGUEZ	1:49.059	17	20	Joel MARKLUND	1:48.983	16	30	Max COOK	
ROW 5		15	55	Jack SCOTT	1:48.783	14	25	Mike BROUWERS	1:48.776	13	54	Sam BURMAN
ROW 4	12	23	Sam LLEWELLYN	1:48.098	11	64	Asher DURHAM	1:46.777	10	34	Liam DELVES	
ROW 3		9	52	Jorel BOERBOOM	1:46.593	8	44	Edmund BEST	1:46.569	7	79	Storm STACEY
ROW 2	6	17	Tom CARNE	1:46.322	5	3	Richard KERR	1:45.517	4	12	Edward RENDELL	
ROW 1		3	15	Eugene McMANUS	1:44.677	2	47	Jake ARCHER	1:44.128	1	69	Tom BOOTH-AMOS
											Pole	

Oulton Park International
Circuit Length = 2.6920 miles

These results are provisional until the conclusion of any judicial and technical matters.

Race Director :	Stewards :	Timekeeper :
-----------------	------------	--------------

Results can be found at www.britishsuperbike.com

Printed - 14:58 Saturday, 16 September 2017



MCRCB BULLETIN TK175**2017 MCE British Superbike Championship - Round 10****2017 HEL Performance British Motostar Championship****WARM-UP - CLASSIFICATION**

POS	NO	CL	PIC NAME	ENTRY	TIME	ON	LAPS	GAP	DIFF	MPH
1	44		1 Edmund BEST	KTM - SymCirrus Motorsport	1:59.103	2	3			81.36
2	15		2 Eugene McMANUS	KTM - RS Racing / E15 Racing	1:59.253	4	4	0.150	0.150	81.26
3	3		3 Richard KERR	KTM - North West Racing	1:59.317	2	3	0.214	0.064	81.22
4	12		4 Edward RENDELL	KTM - Banks Racing	2:00.596	2	3	1.493	1.279	80.36
5	52		5 Jorel BOERBOOM	Kalex KTM - Fireplace Warehouse	2:00.819	2	4	1.716	0.223	80.21
6	79		6 Storm STACEY	Kalex - FPW Racing	2:01.570	4	4	2.467	0.751	79.71
7	95	S	1 Ross TURNER	Honda NSF - RedRat Racing	2:01.940	3	4	2.837	0.370	79.47
8	47		7 Jake ARCHER	KTM - City Lifting RS Racing	2:02.032	4	4	2.929	0.092	79.41
9	99		8 Stephen CAMPBELL	Honda - Campbell Racing	2:02.264	4	4	3.161	0.232	79.26
10	19	S	2 Victor RODRIGUEZ	Honda NSF - GA Competition	2:02.443	2	4	3.340	0.179	79.14
11	23		9 Sam LLEWELLYN	KTM - SymCirrus Motorsport	2:02.689	2	4	3.586	0.246	78.99
12	89	S	3 T. Fox MORETON	Honda NSF - Banks Racing / Moto Engineering	2:03.640	2	3	4.537	0.951	78.38
13	17		10 Tom CARNE	Tigcraft - Neatafan / Tigcraft Racing	2:05.192	2	2	6.089	1.552	77.41
14	69		11 Tom BOOTH-AMOS	KTM - City Lifting RS Racing	2:06.066	2	2	6.963	0.874	76.87
15	45	S	4 Scott SWANN	Honda NSF - Swann Racing	2:07.357	2	4	8.254	1.291	76.09
16	24	S	5 Shane FABER	Honda NSF - SymCirrus Motorsport / Shane Faber Racing	2:08.717	2	4	9.614	1.360	75.29
17	26	S	6 Scott OGDEN	Honda NSF - Microlise Cresswell Racing	2:11.438	2	3	12.335	2.721	73.73
18	35		12 Elliot LODGE	FTR - Spike Racing / SP125	2:11.904	2	3	12.801	0.466	73.47
19	13	S	7 Jacob CLARK	Honda NSF - Wilson Racing	2:12.764	2	3	13.661	0.860	72.99
20	50	S	8 Aditya BEHAL	Honda NSF - Microlise Cresswell Racing	2:18.077	2	4	18.974	5.313	70.18

Weather / Track : Rain / Wet

These results are provisional until the conclusion of any judicial and technical matters.

Oulton Park International

Circuit Length = 2.6920 miles

Start: 12:15 Flag 12:23 End: 12:25

Race Director :	Stewards :	Timekeeper :
-----------------	------------	--------------

Results can be found at www.britishsuperbike.com

Printed - 12:25 Sunday, 17 September 2017

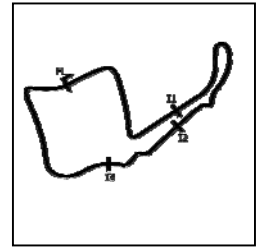


MCRCB BULLETIN TK176

2017 MCE British Superbike Championship - Round 10

2017 HEL Performance British Motostar Championship

WARM-UP - SECTOR ANALYSIS



SECTOR 1 = FL to I1, SECTOR 2 = I1 to I2 SECTOR 3 = I2 to I3, SECTOR 4 = I3 to FL, DIFF = Difference To Personal Best Lap, P = Crossed Finish Line in Pit Lane, D = Time Disallowed

P1		44		Edmund BEST				KTM - SymCirrus Motorsport				
IDEAL LAP TIME :		1:58.695		BEST LAP TIME :		1:59.103		DIFFERENCE :		0.408		
LAP	SECTOR 1	SECTOR 2	SECTOR 3	SECTOR 4	LAP TIME	MPH	DIFF	TIME OF DAY				
1 -	OUTLAP	113.3	33.444	91.0	23.927	103.8	33.852	108.5			12:17:13.553	
2 -	30.023	117.7	32.654	93.5	23.924	103.7	32.502	111.2	1:59.103 (1)	81.36		12:19:12.656
3 -	29.725	116.9	33.457	94.3	24.203	104.6	32.784	109.2	2:00.169 (2)	80.64	1.066	12:21:12.825

P2		15		Eugene McMANUS				KTM - RS Racing / E15 Racing				
IDEAL LAP TIME :		1:59.024		BEST LAP TIME :		1:59.253		DIFFERENCE :		0.229		
LAP	SECTOR 1	SECTOR 2	SECTOR 3	SECTOR 4	LAP TIME	MPH	DIFF	TIME OF DAY				
1 -	OUTLAP	115.1	33.965	95.4	25.118	103.2	IN PIT			P		12:17:19.081
2 -	OUTLAP	116.9	33.687	93.2	24.254	104.8	33.705	112.2	2:47.338	57.91	48.085	12:20:06.419
3 -	29.640	118.7	34.170	96.0	23.574	106.8	33.404	112.7	2:00.788 (2)	80.23	1.535	12:22:07.207
4 -	29.357	118.7	33.441	94.6	23.803	106.0	32.652	112.9	1:59.253 (1)	81.26		12:24:06.460

P3		3		Richard KERR				KTM - North West Racing				
IDEAL LAP TIME :		1:58.999		BEST LAP TIME :		1:59.317		DIFFERENCE :		0.318		
LAP	SECTOR 1	SECTOR 2	SECTOR 3	SECTOR 4	LAP TIME	MPH	DIFF	TIME OF DAY				
1 -	OUTLAP	114.1	35.058	94.9	24.891	103.5	34.313	112.0				12:17:12.505
2 -	30.117	116.5	32.413	94.7	23.662	103.5	33.125	111.1	1:59.317 (1)	81.22		12:19:11.822
3 -	29.871	114.5	33.697	93.8	23.590	102.7	33.617	109.2	2:00.775 (2)	80.24	1.458	12:21:12.597

P4		12		Edward RENDELL				KTM - Banks Racing					
IDEAL LAP TIME :		2:00.438		BEST LAP TIME :		2:00.596		DIFFERENCE :		0.158			
LAP	SECTOR 1	SECTOR 2	SECTOR 3	SECTOR 4	LAP TIME	MPH	DIFF	TIME OF DAY					
1 -	OUTLAP	110.7	33.786	88.0	24.667	100.7	34.146	106.6				12:17:27.900	
2 -	29.930	114.5	33.377	89.4	23.949	101.9	33.340	107.3	2:00.596 (1)	80.36		12:19:28.496	
3 -	30.027	111.8	33.870	87.9	23.791	102.1	IN PIT		2:11.943	P	73.45	11.347	12:21:40.439

P5		52		Jorel BOERBOOM				Kalex KTM - Fireplace Warehouse				
IDEAL LAP TIME :		2:00.161		BEST LAP TIME :		2:00.819		DIFFERENCE :		0.658		
LAP	SECTOR 1	SECTOR 2	SECTOR 3	SECTOR 4	LAP TIME	MPH	DIFF	TIME OF DAY				
1 -	OUTLAP	113.5	34.786	93.2	24.954	102.6	33.556	109.2				12:17:11.148
2 -	29.802	116.7	32.995	91.9	24.598	101.5	33.424	110.7	2:00.819 (1)	80.21		12:19:11.967
3 -	29.717	113.7	33.655	91.6	24.436	103.0	33.337	110.7	2:01.145 (2)	79.99	0.326	12:21:13.112
4 -	30.642	109.6	33.882	91.6	24.176	102.6	33.273	110.0	2:01.973 (3)	79.45	1.154	12:23:15.085

P6		79		Storm STACEY				Kalex - FPW Racing				
IDEAL LAP TIME :		2:00.203		BEST LAP TIME :		2:01.570		DIFFERENCE :		1.367		
LAP	SECTOR 1	SECTOR 2	SECTOR 3	SECTOR 4	LAP TIME	MPH	DIFF	TIME OF DAY				
1 -	OUTLAP	112.9	34.349	92.4	24.649	102.4	33.950	105.6				12:17:10.398
2 -	30.478	116.3	33.179	95.4	24.609	102.1	33.442	112.5	2:01.708 (2)	79.62	0.138	12:19:12.106
3 -	29.911	117.5	33.675	95.3	24.266	105.3	33.882	108.0	2:01.734 (3)	79.61	0.164	12:21:13.840
4 -	30.146	116.5	34.311	94.5	23.962	105.1	33.151	110.3	2:01.570 (1)	79.71		12:23:15.410

P7		95 S		Ross TURNER				Honda NSF - RedRat Racing				
IDEAL LAP TIME :		2:01.647		BEST LAP TIME :		2:01.940		DIFFERENCE :		0.293		
LAP	SECTOR 1	SECTOR 2	SECTOR 3	SECTOR 4	LAP TIME	MPH	DIFF	TIME OF DAY				
1 -	OUTLAP	109.6	37.633	89.1	24.895	95.4	36.648	104.2				12:17:22.319
2 -	30.674	110.9	33.513	89.4	24.237	98.6	34.334	105.3	2:02.758 (2)	78.94	0.818	12:19:25.077
3 -	29.942	111.4	33.732	89.9	24.311	98.9	33.955	104.5	2:01.940 (1)	79.47		12:21:27.017
4 -	30.872	109.6	34.338	87.8	24.601	97.6	34.067	104.3	2:03.878 (3)	78.23	1.938	12:23:30.895

Weather / Track : Rain / Wet

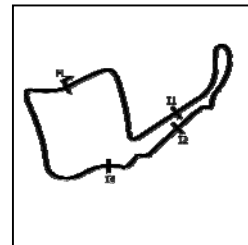
Oulton Park International
 Circuit Length = 2.6920 miles
 Start: 12:15 Flag 12:23 End: 12:25

MCRCB BULLETIN TK176

2017 MCE British Superbike Championship - Round 10

2017 HEL Performance British Motostar Championship

WARM-UP - SECTOR ANALYSIS



SECTOR 1 = FL to I1, SECTOR 2 = I1 to I2 SECTOR 3 = I2 to I3, SECTOR 4 = I3 to FL, DIFF = Difference To Personal Best Lap, P = Crossed Finish Line in Pit Lane, D = Time Disallowed

P8 47		Jake ARCHER				KTM - City Lifting RS Racing						
IDEAL LAP TIME : 2:01.943		BEST LAP TIME : 2:02.032				DIFFERENCE : 0.089						
LAP	SECTOR 1	SECTOR 2		SECTOR 3		SECTOR 4		LAP TIME	MPH	DIFF	TIME OF DAY	
1 -	OUTLAP	98.9	34.822	90.4	24.770	100.3	35.079	98.9			12:17:45.130	
2 -	32.147	116.9	34.019	91.3	25.239	102.6	34.797	108.2	2:06.202 (2)	76.79	4.170	12:19:51.332
3 -	31.821	117.5	35.540	87.6	25.437	101.9	34.564	110.7	2:07.362 (3)	76.09	5.330	12:21:58.694
4 -	30.173	117.1	34.049	93.5	24.829	104.5	32.981	111.4	2:02.032 (1)	79.41		12:24:00.726

P9 99		Stephen CAMPBELL				Honda - Campbell Racing						
IDEAL LAP TIME : 2:01.219		BEST LAP TIME : 2:02.264				DIFFERENCE : 1.045						
LAP	SECTOR 1	SECTOR 2		SECTOR 3		SECTOR 4		LAP TIME	MPH	DIFF	TIME OF DAY	
1 -	OUTLAP	105.1	35.650	87.9	25.626	96.8	34.563	103.7			12:17:23.931	
2 -	31.140	110.7	33.293	89.0	24.467	97.9	33.873	104.0	2:02.773 (2)	78.93	0.509	12:19:26.704
3 -	30.350	109.4	34.370	88.0	24.440	98.3	33.793	103.7	2:02.953 (3)	78.82	0.689	12:21:29.657
4 -	30.452	109.6	34.236	88.8	24.327	97.6	33.249	104.2	2:02.264 (1)	79.26		12:23:31.921

P10 19 S		Victor RODRIGUEZ				Honda NSF - GA Competition						
IDEAL LAP TIME : 2:02.171		BEST LAP TIME : 2:02.443				DIFFERENCE : 0.272						
LAP	SECTOR 1	SECTOR 2		SECTOR 3		SECTOR 4		LAP TIME	MPH	DIFF	TIME OF DAY	
1 -	OUTLAP	108.5	34.276	88.7	25.022	97.3	34.928	103.8			12:17:12.125	
2 -	31.097	112.0	32.617	89.5	24.575	98.3	34.154	105.5	2:02.443 (1)	79.14		12:19:14.568
3 -	30.825	110.3	34.280	87.4	25.210	97.5	34.734	104.6	2:05.049 (2)	77.50	2.606	12:21:19.617
4 -	30.934	109.8	35.567	85.3	24.937	98.2	34.794	103.4	2:06.232 (3)	76.77	3.789	12:23:25.849

P11 23		Sam LLEWELLYN				KTM - SymCirrus Motorsport						
IDEAL LAP TIME : 2:02.135		BEST LAP TIME : 2:02.689				DIFFERENCE : 0.554						
LAP	SECTOR 1	SECTOR 2		SECTOR 3		SECTOR 4		LAP TIME	MPH	DIFF	TIME OF DAY	
1 -	OUTLAP	111.4	35.497	92.4	24.484	97.2	34.761	107.7			12:17:19.350	
2 -	31.260	115.9	33.664	92.0	23.887	103.8	33.878	110.7	2:02.689 (1)	78.99		12:19:22.039
3 -	31.083	116.5	34.807	93.3	24.206	104.8	50.496	106.3	2:20.592 (3)	68.93	17.903	12:21:42.631
4 -	31.208	116.1	35.671	91.4	24.546	103.2	33.501	110.3	2:04.926 (2)	77.57	2.237	12:23:47.557

P12 89 S		T. Fox MORETON				Honda NSF - Banks Racing / Moto Engineering						
IDEAL LAP TIME : 2:03.640		BEST LAP TIME : 2:03.640				DIFFERENCE : 0.000						
LAP	SECTOR 1	SECTOR 2		SECTOR 3		SECTOR 4		LAP TIME	MPH	DIFF	TIME OF DAY	
1 -	OUTLAP	110.3	34.465	91.1	25.175	98.6	34.915	105.6			12:17:14.446	
2 -	31.040	112.0	33.368	91.3	24.551	99.2	34.681	106.0	2:03.640 (1)	78.38		12:19:18.086
3 -	31.130	111.1	35.172	87.6	25.234	98.3	IN PIT		2:15.864 P	71.33	12.224	12:21:33.950

P13 17		Tom CARNE				Tigcraft - Neatafan / Tigcraft Racing						
IDEAL LAP TIME : 2:04.887		BEST LAP TIME : 2:05.192				DIFFERENCE : 0.305						
LAP	SECTOR 1	SECTOR 2		SECTOR 3		SECTOR 4		LAP TIME	MPH	DIFF	TIME OF DAY	
1 -	OUTLAP	107.3	38.359	89.5	26.540	97.5	35.816	108.5			12:17:28.384	
2 -	31.091	112.0	34.501	91.9	25.226	100.7	34.374	109.6	2:05.192 (1)	77.41		12:19:33.576

P14 69		Tom BOOTH-AMOS				KTM - City Lifting RS Racing						
IDEAL LAP TIME : 2:03.489		BEST LAP TIME : 2:06.066				DIFFERENCE : 2.577						
LAP	SECTOR 1	SECTOR 2		SECTOR 3		SECTOR 4		LAP TIME	MPH	DIFF	TIME OF DAY	
1 -	OUTLAP	95.4	34.809	83.2	25.190	102.9	34.712	99.1			12:17:44.907	
2 -	32.077	113.1	33.899	87.9	25.151	96.9	34.939	104.8	2:06.066 (1)	76.87		12:19:50.973

P15 45 S		Scott SWANN				Honda NSF - Swann Racing					
IDEAL LAP TIME : 2:07.194		BEST LAP TIME : 2:07.357				DIFFERENCE : 0.163					
LAP	SECTOR 1	SECTOR 2		SECTOR 3		SECTOR 4		LAP TIME	MPH	DIFF	TIME OF DAY
1 -	OUTLAP	106.1	38.051	88.0	25.899	96.6	35.911	102.6			12:17:22.987

Weather / Track : Rain / Wet

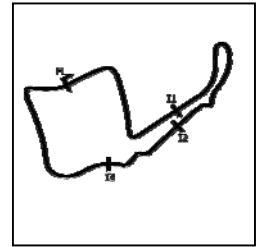
Oulton Park International
Circuit Length = 2.6920 miles
Start: 12:15 Flag 12:23 End: 12:25

MCRCB BULLETIN TK176

2017 MCE British Superbike Championship - Round 10

2017 HEL Performance British Motostar Championship

WARM-UP - SECTOR ANALYSIS



SECTOR 1 = FL to I1, SECTOR 2 = I1 to I2 SECTOR 3 = I2 to I3, SECTOR 4 = I3 to FL, DIFF = Difference To Personal Best Lap, P = Crossed Finish Line in Pit Lane, D = Time Disallowed

2 -	31.936	108.9	35.038	87.6	25.330	95.5	35.053	101.3	2:07.357 (1)	76.09		12:19:30.344
3 -	32.119	106.6	36.272	86.8	25.527	96.0	35.844	101.2	2:09.762 (3)	74.68	2.405	12:21:40.106
4 -	31.773	106.6	36.681	83.4	25.735	94.7	35.555	101.8	2:09.744 (2)	74.69	2.387	12:23:49.850

P16	24	S	Shane FABER				Honda NSF - SymCirrus Motorsport / Shane Faber Racing						
IDEAL LAP TIME : 2:07.342			BEST LAP TIME : 2:08.717				DIFFERENCE : 1.375						
LAP	SECTOR 1	SECTOR 2	SECTOR 3	SECTOR 4	LAP TIME	MPH	DIFF	TIME OF DAY					
1 -	OUTLAP	104.3	35.010	86.7	25.658	94.2	35.265	103.0				12:17:33.655	
2 -	31.818	104.2	35.313	86.7	25.371	96.4	36.215	103.4	2:08.717 (1)	75.29		12:19:42.372	
3 -	32.745	106.8	39.731	76.5	27.064	94.7	IN PIT		2:25.045	P	66.81	16.328	12:22:07.417
4 -	OUTLAP	105.1	36.983	84.0	26.058	94.9	35.143	102.2	2:45.893	58.41	37.176	12:24:53.310	

P17	26	S	Scott OGDEN				Honda NSF - Microlise Cresswell Racing						
IDEAL LAP TIME : 2:11.131			BEST LAP TIME : 2:11.438				DIFFERENCE : 0.307						
LAP	SECTOR 1	SECTOR 2	SECTOR 3	SECTOR 4	LAP TIME	MPH	DIFF	TIME OF DAY					
1 -	OUTLAP	107.5	38.456	87.2	26.048	98.3	37.238	102.4				12:17:24.061	
2 -	33.292	109.4	36.096	87.1	25.701	98.5	36.349	105.3	2:11.438 (1)	73.73		12:19:35.499	
3 -	32.985	108.9	37.469	87.9	26.709	96.6	IN PIT		2:26.045	P	66.35	14.607	12:22:01.544

P18	35		Elliot LODGE				FTR - Spike Racing / SP125						
IDEAL LAP TIME : 2:11.727			BEST LAP TIME : 2:11.904				DIFFERENCE : 0.177						
LAP	SECTOR 1	SECTOR 2	SECTOR 3	SECTOR 4	LAP TIME	MPH	DIFF	TIME OF DAY					
1 -	OUTLAP	108.7	38.924	90.0	27.252	96.6	36.279	106.5				12:17:30.180	
2 -	32.393	111.8	36.708	89.9	26.347	100.7	36.456	108.2	2:11.904 (1)	73.47		12:19:42.084	
3 -	32.446	114.1	38.527	86.4	32.480	99.4	IN PIT		2:29.178	P	64.96	17.274	12:22:11.262

P19	13	S	Jacob CLARK				Honda NSF - Wilson Racing						
IDEAL LAP TIME : 2:12.238			BEST LAP TIME : 2:12.764				DIFFERENCE : 0.526						
LAP	SECTOR 1	SECTOR 2	SECTOR 3	SECTOR 4	LAP TIME	MPH	DIFF	TIME OF DAY					
1 -	OUTLAP	106.3	37.055	86.7	25.856	97.1	37.011	101.5				12:17:22.575	
2 -	33.823	105.8	35.775	86.9	26.058	96.2	37.108	102.9	2:12.764 (1)	72.99		12:19:35.339	
3 -	33.596	108.9	37.880	85.5	26.491	97.6	IN PIT		2:24.824	P	66.91	12.060	12:22:00.163

P20	50	S	Aditya BEHAL				Honda NSF - Microlise Cresswell Racing					
IDEAL LAP TIME : 2:17.510			BEST LAP TIME : 2:18.077				DIFFERENCE : 0.567					
LAP	SECTOR 1	SECTOR 2	SECTOR 3	SECTOR 4	LAP TIME	MPH	DIFF	TIME OF DAY				
1 -	OUTLAP	105.1	38.552	86.9	27.166	83.3	37.809	102.6				12:17:30.660
2 -	34.588	105.8	37.947	86.5	27.500	87.1	38.042	100.3	2:18.077 (1)	70.18		12:19:48.737
3 -	34.839	108.5	40.588	81.3	29.251	81.7	38.429	101.0	2:23.107 (3)	67.72	5.030	12:22:11.844
4 -	35.290	102.7	39.954	84.8	27.994	90.1	38.199	99.1	2:21.437 (2)	68.52	3.360	12:24:33.281

Weather / Track : Rain / Wet

Oulton Park International
 Circuit Length = 2.6920 miles
 Start: 12:15 Flag 12:23 End: 12:25

MCRCB BULLETIN TK177**2017 MCE British Superbike Championship - Round 10****2017 HEL Performance British Motostar Championship****WARM-UP - BEST SPEEDS**

POS	INTERMEDIATE 1		INTERMEDIATE 2		INTERMEDIATE 3		FINISH LINE		MPH			
	NO	NAME	MPH	NO	NAME	MPH	NO	NAME				
1	15	McMANUS	118.7	15	McMANUS	96.0	15	McMANUS	106.8	15	McMANUS	112.9
2	44	BEST	117.7	79	STACEY	95.4	79	STACEY	105.3	79	STACEY	112.5
3	79	STACEY	117.5	3	KERR	94.9	23	LLEWELLYN	104.8	3	KERR	112.0
4	47	ARCHER	117.5	44	BEST	94.3	44	BEST	104.6	47	ARCHER	111.4
5	52	BOERBOOM	116.7	47	ARCHER	93.5	47	ARCHER	104.5	44	BEST	111.2
6	3	KERR	116.5	23	LLEWELLYN	93.3	69	BOOTH-AMOS	104.2	52	BOERBOOM	110.7
7	23	LLEWELLYN	116.5	52	BOERBOOM	93.2	3	KERR	103.5	23	LLEWELLYN	110.7
8	69	BOOTH-AMOS	115.9	17	CARNE	91.9	52	BOERBOOM	103.0	17	CARNE	109.6
9	12	RENDELL	114.5	89	MORETON	91.3	12	RENDELL	102.1	35	LODGE	108.2
10	35	LODGE	114.1	35	LODGE	90.0	17	CARNE	101.6	12	RENDELL	107.3
11	19	RODRIGUEZ	112.0	95	TURNER	89.9	35	LODGE	100.7	89	MORETON	106.0
12	89	MORETON	112.0	19	RODRIGUEZ	89.5	89	MORETON	99.2	19	RODRIGUEZ	105.5
13	17	CARNE	112.0	12	RENDELL	89.4	95	TURNER	98.9	95	TURNER	105.3
14	95	TURNER	111.4	99	CAMPBELL	89.0	26	OGDEN	98.5	26	OGDEN	105.3
15	99	CAMPBELL	110.7	69	BOOTH-AMOS	89.0	99	CAMPBELL	98.3	69	BOOTH-AMOS	104.8
16	26	OGDEN	109.4	45	SWANN	88.0	19	RODRIGUEZ	98.3	99	CAMPBELL	104.2
17	45	SWANN	108.9	26	OGDEN	87.9	13	CLARK	97.6	24	FABER	103.4
18	13	CLARK	108.9	13	CLARK	86.9	45	SWANN	96.6	13	CLARK	102.9
19	50	BEHAL	108.5	50	BEHAL	86.9	24	FABER	96.4	45	SWANN	102.6
20	24	FABER	106.8	24	FABER	86.7	50	BEHAL	90.1	50	BEHAL	102.6

Weather / Track : Rain / Wet

Results can be found at www.tsl-timing.comOulton Park International
Circuit Length = 2.6920 miles
Start: 12:15 Flag 12:23 End: 12:25

Printed - 12:26 Sunday, 17 September 2017

MCRCB BULLETIN TK178

2017 MCE British Superbike Championship - Round 10

2017 HEL Performance British Motostar Championship

WARM-UP - BEST SECTORS

SECTOR 1				SECTOR 2			SECTOR 3			SECTOR 4			IDEAL / BEST COMPARISON						
POS	NO	NAME	TIME	NO	NAME	TIME	NO	NAME	TIME	NO	NAME	TIME	POS	NO	NAME	IDEAL	BEST	DIFF	
																PERFECT LAP	1:57.846		
1	15	McMANUS	29.357	3	KERR	32.413	15	McMANUS	23.574	44	BEST	32.502	1	44	BEST	1:58.695	1:59.103	0.408	
2	52	BOERBOO	29.717	19	RODRIGU	32.617	3	KERR	23.590	15	McMANUS	32.652	2	3	KERR	1:58.999	1:59.317	0.318	
3	44	BEST	29.725	44	BEST	32.654	12	RENDELL	23.791	47	ARCHER	32.981	3	15	McMANUS	1:59.024	1:59.253	0.229	
4	3	KERR	29.871	52	BOERBOO	32.995	44	BEST	23.814	3	KERR	33.125	4	52	BOERBOOM	2:00.161	2:00.819	0.658	
5	79	STACEY	29.911	79	STACEY	33.179	23	LLEWELL	23.887	79	STACEY	33.151	5	79	STACEY	2:00.203	2:01.570	1.367	
6	12	RENDELL	29.930	99	CAMPBEL	33.293	79	STACEY	23.962	99	CAMPBEL	33.249	6	12	RENDELL	2:00.438	2:00.596	0.158	
7	95	TURNER	29.942	89	MORETON	33.368	52	BOERBOO	24.176	52	BOERBOO	33.273	7	99	CAMPBELL	2:01.219	2:02.264	1.045	
8	47	ARCHER	30.173	12	RENDELL	33.377	69	BOOTH-A	24.205	12	RENDELL	33.340	8	95	TURNER	2:01.647	2:01.940	0.293	
9	99	CAMPBEL	30.350	15	McMANUS	33.441	95	TURNER	24.237	23	LLEWELL	33.501	9	47	ARCHER	2:01.943	2:02.032	0.089	
10	69	BOOTH-A	30.673	95	TURNER	33.513	99	CAMPBEL	24.327	95	TURNER	33.955	10	23	LLEWELLYN	2:02.135	2:02.689	0.554	
11	19	RODRIGU	30.825	23	LLEWELL	33.664	89	MORETON	24.551	19	RODRIGU	34.154	11	19	RODRIGUEZ	2:02.171	2:02.443	0.272	
12	89	MORETON	31.040	69	BOOTH-A	33.899	19	RODRIGU	24.575	17	CARNE	34.374	12	69	BOOTH-AMOS	2:03.489	2:06.066	2.577	
13	23	LLEWELL	31.083	47	ARCHER	34.019	47	ARCHER	24.770	89	MORETON	34.681	13	89	MORETON	2:03.640	2:03.640	0.000	
14	17	CARNE	31.091	17	CARNE	34.501	17	CARNE	24.921	69	BOOTH-A	34.712	14	17	CARNE	2:04.887	2:05.192	0.305	
15	45	SWANN	31.773	24	FABER	35.010	45	SWANN	25.330	45	SWANN	35.053	15	45	SWANN	2:07.194	2:07.357	0.163	
16	24	FABER	31.818	45	SWANN	35.038	24	FABER	25.371	24	FABER	35.143	16	24	FABER	2:07.342	2:08.717	1.375	
17	35	LODGE	32.393	13	CLARK	35.775	26	OGDEN	25.701	35	LODGE	36.279	17	26	OGDEN	2:11.131	2:11.438	0.307	
18	26	OGDEN	32.985	26	OGDEN	36.096	13	CLARK	25.856	26	OGDEN	36.349	18	35	LODGE	2:11.727	2:11.904	0.177	
19	13	CLARK	33.596	35	LODGE	36.708	35	LODGE	26.347	13	CLARK	37.011	19	13	CLARK	2:12.238	2:12.764	0.526	
20	50	BEHAL	34.588	50	BEHAL	37.947	50	BEHAL	27.166	50	BEHAL	37.809	20	50	BEHAL	2:17.510	2:18.077	0.567	

Weather / Track : Rain / Wet

Results can be found at www.tsl-timing.com

Oulton Park International
 Circuit Length = 2.6920 miles
 Start: 12:15 Flag 12:23 End: 12:25

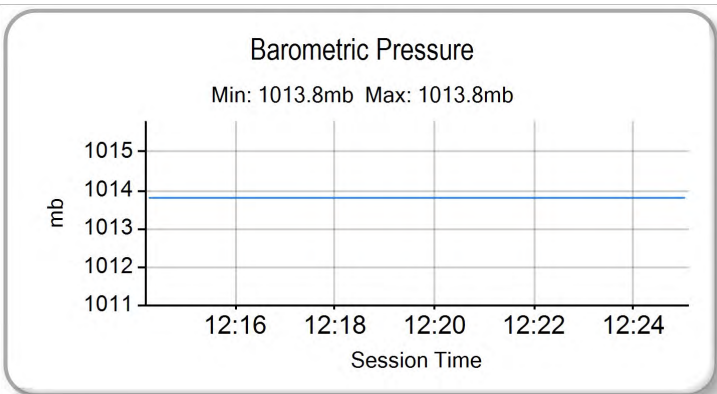
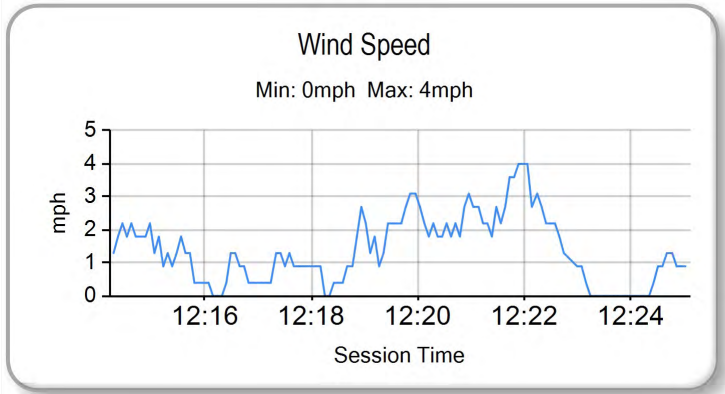
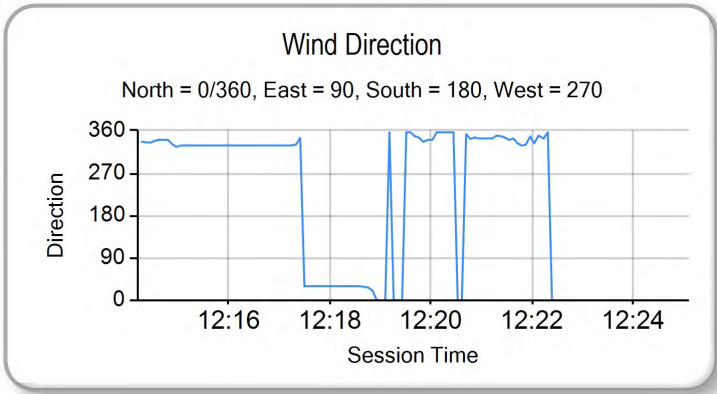
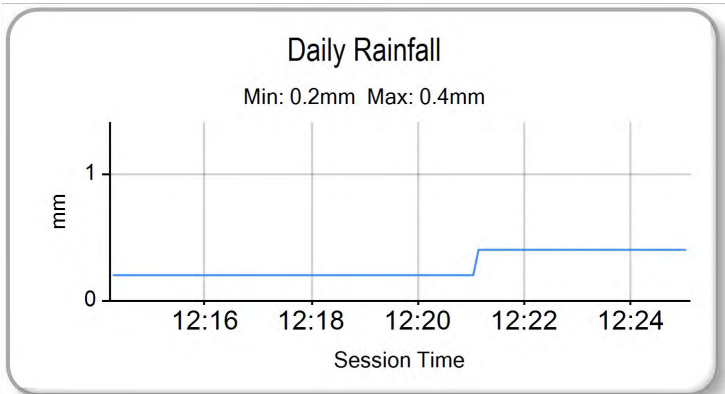
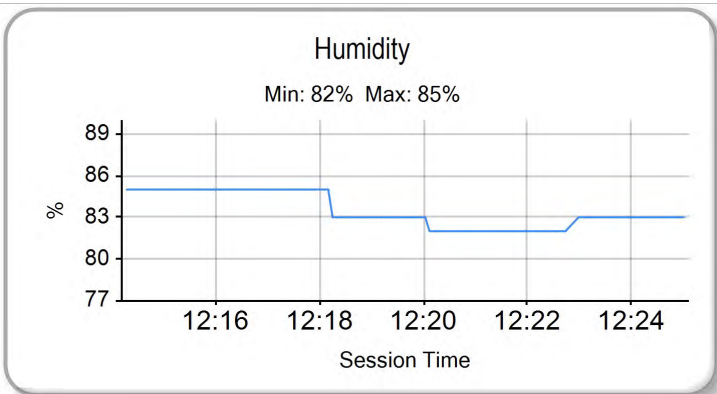
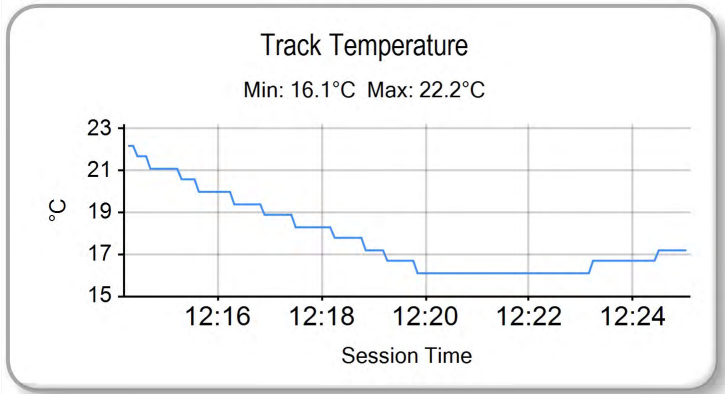
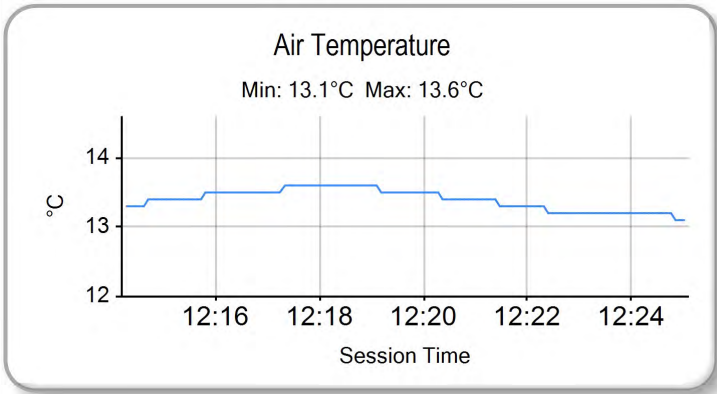
Printed - 12:26 Sunday, 17 September 2017

MCRCB BULLETIN TK179

2017 MCE British Superbike Championship - Round 10

2017 HEL Performance British Motostar Championship

WARM-UP - WEATHER CONDITIONS



Weather / Track : Rain / Wet

Results can be found at www.tsl-timing.com

Oulton Park International
Circuit Length = 2.6920 miles
Start: 12:15 Flag 12:23 End: 12:25

Printed - 12:27 Sunday, 17 September 2017



ROW 10	30	35	Elliot LODGE	1:59.630	29	50	Aditya BEHAL	1:53.586	28	45	Scott SWANN	
ROW 9		27	27	Josh HODGE	1:52.111	26	13	Jacob CLARK	1:51.725	25	24	Shane FABER
ROW 8	24	26	Scott OGDEN	1:50.552	23	99	Stephen CAMPBELL	1:49.961	22	89	T. Fox MORETON	
ROW 7		21	95	Ross TURNER	1:49.506	20	56	Charlie ATKINS	1:49.375	19	2	Thomas STRUDWICK
ROW 6	18	19	Victor RODRIGUEZ	1:49.059	17	20	Joel MARKLUND	1:48.983	16	30	Max COOK	
ROW 5		15	55	Jack SCOTT	1:48.783	14	25	Mike BROUWERS	1:48.776	13	54	Sam BURMAN
ROW 4	12	23	Sam LLEWELLYN	1:48.098	11	64	Asher DURHAM	1:46.777	10	34	Liam DELVES	
ROW 3		9	52	Jorel BOERBOOM	1:46.593	8	44	Edmund BEST	1:46.569	7	79	Storm STACEY
ROW 2	6	17	Tom CARNE	1:46.322	5	3	Richard KERR	1:45.517	4	12	Edward RENDELL	
ROW 1		3	15	Eugene McMANUS	1:44.677	2	47	Jake ARCHER	1:44.128	1	69	Tom BOOTH-AMOS
											Pole	

Oulton Park International
Circuit Length = 2.6920 miles

These results are provisional until the conclusion of any judicial and technical matters.

Race Director :	Stewards :	Timekeeper :
-----------------	------------	--------------

Results can be found at www.britishsuperbike.com

Printed - 12:25 Sunday, 17 September 2017



MCRCB BULLETIN TK220

2017 MCE British Superbike Championship - Round 10

2017 HEL Performance British Motostar Championship

RACE 9 - CLASSIFICATION



POS	NO	CL	PIC NAME	ENTRY	LAPS	TIME	GAP	DIFF	MPH	BEST	ON
1	69		1 Tom BOOTH-AMOS	KTM - City Lifting RS Racing	10	18:46.661			86.01	1:51.622	6
2	79		2 Storm STACEY	Kalex - FPW Racing	10	19:07.692	21.031	21.031	84.44	1:52.488	10
3	3		3 Richard KERR	KTM - North West Racing	10	19:08.403	21.742	0.711	84.38	1:52.297	10
4	15		4 Eugene McMANUS	KTM - RS Racing / E15 Racing	10	19:08.698	22.037	0.295	84.36	1:53.018	9
5	64		5 Asher DURHAM	Mahindra - Microlise Cresswell Racing	10	19:32.426	45.765	23.728	82.66	1:54.414	8
6	17		6 Tom CARNE	Tigcraft - Neatafan / Tigcraft Racing	10	19:43.318	56.657	10.892	81.89	1:56.325	6
7	23		7 Sam LLEWELLYN	KTM - SymCirrus Motorsport	10	19:44.633	57.972	1.315	81.80	1:55.376	9
8	99		8 Stephen CAMPBELL	Honda - Campbell Racing	10	19:48.699	1:02.038	4.066	81.52	1:55.592	10
9	34		9 Liam DELVES	DR-Moto - Stauff Connect Academy / Dr-Moto	10	19:49.179	1:02.518	0.480	81.49	1:56.001	10
10	47		10 Jake ARCHER	KTM - City Lifting RS Racing	10	19:49.699	1:03.038	0.520	81.46	1:56.128	10
11	30	S	1 Max COOK	Honda NSF - Wilson Racing	10	19:50.114	1:03.453	0.415	81.43	1:54.780	10
12	19	S	2 Victor RODRIGUEZ	Honda NSF - GA Competition	10	19:51.326	1:04.665	1.212	81.34	1:55.835	10
13	55	S	3 Jack SCOTT	Honda NSF - J J Racing	10	19:51.379	1:04.718	0.053	81.34	1:54.941	10
14	45	S	4 Scott SWANN	Honda NSF - Swann Racing	10	19:51.803	1:05.142	0.424	81.31	1:55.472	10
15	2	S	5 Thomas STRUDWICK	Honda NSF - Case Moto Rapido Moto3	10	19:52.005	1:05.344	0.202	81.30	1:56.126	10
16	95	S	6 Ross TURNER	Honda NSF - RedRat Racing	10	19:54.693	1:08.032	2.688	81.11	1:54.261	10
17	26	S	7 Scott OGDEN	Honda NSF - Microlise Cresswell Racing	10	20:09.086	1:22.425	14.393	80.15	1:58.169	7
18	20		11 Joel MARKLUND	KTM - Marklund Solutions / SP125	10	20:12.419	1:25.758	3.333	79.93	1:58.625	10
19	89	S	8 T. Fox MORETON	Honda NSF - Banks Racing / Moto Engineering	10	20:13.036	1:26.375	0.617	79.89	1:59.049	8
20	56	S	9 Charlie ATKINS	Honda NSF - Wilson Racing	10	20:13.623	1:26.962	0.587	79.85	1:58.952	10
21	24	S	10 Shane FABER	Honda NSF - SymCirrus Motorsport / Shane Faber I	10	20:14.239	1:27.578	0.616	79.81	1:58.847	9
22	50	S	11 Aditya BEHAL	Honda NSF - Microlise Cresswell Racing	9	18:46.796	1 Lap	1 Lap	77.40	2:03.074	4

NOT CLASSIFIED

DNF	27		Josh HODGE	KTM - Team HPR	4	8:24.776	6 Laps	5 Laps	76.79	2:03.183	4
DNF	12		Edward RENDELL	KTM - Banks Racing	2	3:53.973	8 Laps	2 Laps	82.84	1:55.104	2
DNF	52		Jorel BOERBOOM	Kalex KTM - Fireplace Warehouse	2	4:12.015	8 Laps	18.042	76.91	2:09.977	2
DNF	13	S	Jacob CLARK	Honda NSF - Wilson Racing	2	4:12.720	8 Laps	0.705	76.69	2:01.085	2
DNF	44		Edmund BEST	KTM - SymCirrus Motorsport	1	2:01.867	9 Laps	1 Lap	79.52		
DNF	35		Elliot LODGE	FTR - Spike Racing / SP125	1	2:37.343	9 Laps	35.476	61.59		
DNF	54		Sam BURMAN	KTM - TeamWNT / Burman Racing	0						
DNF	25		Mike BROUWERS	KTM - TEC7-Joma / Brouwersracingteam	0						

FASTEST LAP

69		Tom BOOTH-AMOS	KTM - City Lifting RS Racing	6	1:51.622	86.82 mph	139.72 kph
95	S	Ross TURNER	Honda NSF - RedRat Racing	10	1:54.261	84.81 mph	136.50 kph

Weather / Track : Showers / Drying

These results are provisional until the conclusion of any judicial and technical matters.

Oulton Park International
Circuit Length = 2.6920 miles
Start: 15:35 Flag 15:54 End: 15:55

Race Director :	Stewards :	Timekeeper :
-----------------	------------	--------------

Results can be found at www.britishsuperbike.com

Printed - 15:56 Sunday, 17 September 2017



MCRCB BULLETIN TK222

2017 MCE British Superbike Championship - Round 10

2017 HEL Performance British Motostar Championship

RACE 9 - POSITION CHART

No	Name	Lap												
		Pos	1	2	3	4	5	6	7	8	9	10		
69	BOOTH-AMOS	1	69	69	69	69	69	69	69	69	69	69	69	69
47	ARCHER	2	12	12	15	15	15	15	79	79	79	79	79	79
15	McMANUS	3	3	15	3	79	79	79	15	15	15	3		
12	RENDELL	4	15	3	79	3	3	3	3	3	3	15		
3	KERR	5	79	79	64	64	64	64	64	64	64	64	64	64
17	CARNE	6	44	64	17	17	17	17	17	17	17	17	17	17
79	STACEY	7	47	47	23	23	23	23	23	23	23	23	23	23
44	BEST	8	52	17	47	34	99	99	99	99	99	99	99	99
52	BOERBOOM	9	64	23	34	99	34	34	34	34	34	34	34	34
34	DELVES	10	17	34	99	47	47	47	47	47	47	47	47	47
64	DURHAM	11	23	99	30	2	2	2	2	30	30	30	30	30
23	LLEWELLYN	12	34	30	19	30	30	30	30	19	19	19	19	19
54	BURMAN	13	19	19	2	19	19	19	19	2	2	55		
25	BROUWERS	14	30	2	55	55	55	55	55	45	45	45	45	45
55	SCOTT	15	55	55	45	45	45	45	45	55	55	2		
30	COOK	16	2	45	20	20	95	95	95	95	95	95	95	95
20	MARKLUND	17	20	20	89	89	20	26	26	26	26	26	26	26
19	RODRIGUEZ	18	45	89	95	95	26	20	89	89	89	20		
2	STRUDWICK	19	99	26	26	26	89	89	20	20	20	89		
56	ATKINS	20	89	95	56	56	56	56	56	56	56	56	56	56
95	TURNER	21	26	52	24	24	24	24	24	24	24	24	24	24
89	MORETON	22	56	13	27	27	50	50	50	50	50			
99	CAMPBELL	23	95	56	50	50								
26	OGDEN	24	24	24										
24	FABER	25	13	50										
13	CLARK	26	27	27										
27	HODGE	27	50											
45	SWANN	28	35											
50	BEHAL	29												
35	LODGE	30												

Weather / Track : Showers / Drying

Results can be found at www.tsl-timing.com

Oulton Park International
 Circuit Length = 2.6920 miles
 Start: 15:35 Flag 15:54 End: 15:55

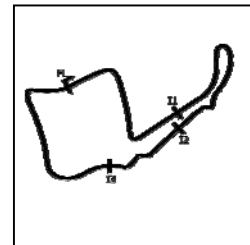
Printed - 15:57 Sunday, 17 September 2017

MCRCB BULLETIN TK223

2017 MCE British Superbike Championship - Round 10

2017 HEL Performance British Motostar Championship

RACE 9 - SECTOR ANALYSIS



SECTOR 1 = FL to I1, SECTOR 2 = I1 to I2 SECTOR 3 = I2 to I3, SECTOR 4 = I3 to FL, DIFF = Difference To Personal Best Lap, P = Crossed Finish Line in Pit Lane, D = Time Disallowed

P1	69	Tom BOOTH-AMOS				KTM - City Lifting RS Racing						
IDEAL LAP TIME : 1:51.060		BEST LAP TIME : 1:51.622				DIFFERENCE : 0.562						
LAP	SECTOR 1		SECTOR 2		SECTOR 3		SECTOR 4		LAP TIME	MPH	DIFF	TIME OF DAY
1-		117.7	30.739	94.7	22.257	104.3	31.059	111.1	1:56.268	83.35	4.646	15:37:34.014
2-	28.179	116.9	30.625	94.2	22.300	105.1	31.088	111.6	1:52.192	86.38	0.570	15:39:26.206
3-	27.852	118.3	30.835	95.0	22.232	105.1	31.086	111.4	1:52.005	86.52	0.383	15:41:18.211
4-	27.735	116.5	31.060	95.0	22.040	105.3	30.800	111.6	1:51.635 (2)	86.81	0.013	15:43:09.846
5-	27.838	116.3	31.247	93.9	22.004	105.5	30.835	111.8	1:51.924 (3)	86.58	0.302	15:45:01.770
6-	27.631	118.3	31.031	95.1	22.082	105.3	30.878	112.0	1:51.622 (1)	86.82		15:46:53.392
7-	27.763	117.5	30.903	94.9	22.224	105.3	31.090	111.6	1:51.980	86.54	0.358	15:48:45.372
8-	27.794	118.7	30.972	95.0	22.249	105.3	31.048	112.2	1:52.063	86.48	0.441	15:50:37.435
9-	27.682	118.7	30.996	95.4	22.393	104.8	31.186	111.2	1:52.257	86.33	0.635	15:52:29.692
10-	27.961	118.1	31.068	94.5	22.300	105.8	33.386	74.5	1:54.715	84.48	3.093	15:54:24.407

P2	79	Storm STACEY				Kalex - FPW Racing						
IDEAL LAP TIME : 1:52.488		BEST LAP TIME : 1:52.488				DIFFERENCE : 0.000						
LAP	SECTOR 1		SECTOR 2		SECTOR 3		SECTOR 4		LAP TIME	MPH	DIFF	TIME OF DAY
1-		119.1	32.439	95.1	23.081	106.3	32.112	111.1	2:01.361	79.85	8.873	15:37:39.107
2-	28.767	118.5	31.669	95.4	22.802	106.0	31.583	112.4	1:54.821	84.40	2.333	15:39:33.928
3-	28.607	120.2	32.141	94.5	22.987	105.3	31.627	112.5	1:55.362	84.00	2.874	15:41:29.290
4-	28.416	120.0	32.053	94.6	22.671	105.5	31.409	112.0	1:54.549	84.60	2.061	15:43:23.839
5-	28.335	118.7	31.733	95.3	22.679	106.0	31.279	111.8	1:54.026	84.99	1.538	15:45:17.865
6-	28.314	118.1	31.643	95.4	22.442	106.3	31.341	112.7	1:53.740	85.20	1.252	15:47:11.605
7-	28.780	119.8	31.959	95.0	22.411	105.8	31.327	111.6	1:54.477	84.65	1.989	15:49:06.082
8-	28.429	118.1	31.762	94.9	22.448	105.6	31.036	112.4	1:53.675 (3)	85.25	1.187	15:50:59.757
9-	28.337	117.9	31.470	95.4	22.395	106.1	30.991	111.4	1:53.193 (2)	85.61	0.705	15:52:52.950
10-	28.100	117.9	31.351	95.4	22.107	106.1	30.930	111.6	1:52.488 (1)	86.15		15:54:45.438

P3	3	Richard KERR				KTM - North West Racing						
IDEAL LAP TIME : 1:52.297		BEST LAP TIME : 1:52.297				DIFFERENCE : 0.000						
LAP	SECTOR 1		SECTOR 2		SECTOR 3		SECTOR 4		LAP TIME	MPH	DIFF	TIME OF DAY
1-		117.1	31.840	94.1	23.116	105.1	31.702	109.8	2:00.369	80.51	8.072	15:37:38.115
2-	28.797	112.4	32.283	94.5	22.927	105.1	31.714	110.9	1:55.721	83.74	3.424	15:39:33.836
3-	28.684	117.1	31.999	93.7	22.745	106.0	31.936	111.2	1:55.364	84.00	3.067	15:41:29.200
4-	28.495	116.3	32.428	94.7	22.857	105.0	31.185	112.2	1:54.965	84.29	2.668	15:43:24.165
5-	28.361	117.9	31.806	94.5	22.646	105.3	31.391	111.4	1:54.204	84.85	1.907	15:45:18.369
6-	28.151	117.1	31.757	94.3	22.622	105.0	30.963	112.5	1:53.493 (3)	85.39	1.196	15:47:11.862
7-	28.983	117.1	32.018	94.6	22.763	105.3	31.043	112.2	1:54.807	84.41	2.510	15:49:06.669
8-	28.224	117.5	31.874	95.1	22.544	105.6	31.158	112.9	1:53.800	85.16	1.503	15:51:00.469
9-	28.495	117.3	31.571	94.7	22.417	105.1	30.900	112.2	1:53.383 (2)	85.47	1.086	15:52:53.852
10-	28.008	117.5	31.244	93.7	22.194	104.5	30.851	112.2	1:52.297 (1)	86.30		15:54:46.149

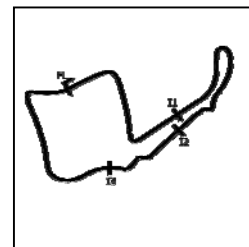
P4	15	Eugene McMANUS				KTM - RS Racing / E15 Racing						
IDEAL LAP TIME : 1:52.697		BEST LAP TIME : 1:53.018				DIFFERENCE : 0.321						
LAP	SECTOR 1		SECTOR 2		SECTOR 3		SECTOR 4		LAP TIME	MPH	DIFF	TIME OF DAY
1-		118.5	31.673	96.8	23.065	105.3	32.066	113.5	2:00.872	80.17	7.854	15:37:38.618
2-	28.488	119.8	31.747	95.3	22.655	106.8	31.497	113.1	1:54.387	84.72	1.369	15:39:33.005
3-	28.182	119.8	31.640	96.1	22.781	106.8	31.404	113.1	1:54.007 (3)	85.00	0.989	15:41:27.012
4-	28.487	119.6	32.001	95.3	22.829	106.1	31.415	112.2	1:54.732	84.46	1.714	15:43:21.744
5-	28.664	119.8	32.083	95.0	22.807	106.0	31.608	113.1	1:55.162	84.15	2.144	15:45:16.906
6-	28.448	118.9	31.720	95.3	22.670	106.1	31.740	113.5	1:54.578	84.58	1.560	15:47:11.484
7-	28.801	118.9	32.400	95.7	22.451	106.1	31.070	114.1	1:54.722	84.47	1.704	15:49:06.206
8-	28.363	120.9	31.946	96.9	22.589	106.6	31.249	112.9	1:54.147	84.90	1.129	15:51:00.353
9-	27.922	121.1	31.671	96.6	22.266	108.0	31.159	114.1	1:53.018 (1)	85.75		15:52:53.371
10-	27.974	120.0	31.439	95.0	22.411	107.0	31.249	113.9	1:53.073 (2)	85.70	0.055	15:54:46.444

P5	64	Asher DURHAM				Mahindra - Microlise Cresswell Racing						
IDEAL LAP TIME : 1:54.319		BEST LAP TIME : 1:54.414				DIFFERENCE : 0.095						
LAP	SECTOR 1		SECTOR 2		SECTOR 3		SECTOR 4		LAP TIME	MPH	DIFF	TIME OF DAY

Weather / Track : Showers / Drying

Oulton Park International
Circuit Length = 2.6920 miles
Start: 15:35 Flag 15:54 End: 15:55

RACE 9 - SECTOR ANALYSIS



SECTOR 1 = FL to I1, SECTOR 2 = I1 to I2 SECTOR 3 = I2 to I3, SECTOR 4 = I3 to FL, DIFF = Difference To Personal Best Lap, P = Crossed Finish Line in Pit Lane, D = Time Disallowed

9 - 28.950 **113.1** 32.228 90.4 23.071 **100.3** 32.209 105.8 1:56.458 (2) 83.21 1.517 15:53:34.184
 10 - **28.759** 112.7 **31.593** 90.6 **22.431** 100.1 **32.158** 103.5 **1:54.941** (1) **84.31** 15:55:29.125

P14 45 S		Scott SWANN			Honda NSF - Swann Racing							
IDEAL LAP TIME : 1:55.472		BEST LAP TIME : 1:55.472			DIFFERENCE : 0.000							
LAP	SECTOR 1	SECTOR 2	SECTOR 3	SECTOR 4	LAP TIME	MPH	DIFF	TIME OF DAY				
1 -	111.4	33.798	88.7	24.771	97.3	33.089	104.6	2:09.186	75.01	13.714	15:37:46.932	
2 -	30.146	111.8	33.517	88.7	24.047	98.8	33.322	105.5	2:01.032	80.07	5.560	15:39:47.964
3 -	30.194	111.1	33.512	88.7	23.584	97.9	32.848	106.5	2:00.138	80.66	4.666	15:41:48.102
4 -	29.710	110.7	33.726	86.9	23.537	98.3	32.528	105.8	1:59.501	81.09	4.029	15:43:47.603
5 -	29.554	111.4	33.228	87.2	23.346	97.3	32.579	104.8	1:58.707	81.64	3.235	15:45:46.310
6 -	29.539	109.4	32.784	88.6	23.096	98.1	32.118	106.0	1:57.537	82.45	2.065	15:47:43.847
7 -	29.068	112.4	32.311	89.1	22.953	98.6	32.293	106.6	1:56.625 (2)	83.09	1.153	15:49:40.472
8 -	29.085	112.0	32.301	89.7	23.132	98.9	32.172	106.3	1:56.690 (3)	83.05	1.218	15:51:37.162
9 -	29.191	112.2	32.231	90.8	23.126	98.3	32.367	104.5	1:56.915	82.89	1.443	15:53:34.077
10 -	28.871	110.3	32.160	89.1	22.748	99.5	31.693	101.8	1:55.472 (1)	83.92		15:55:29.549

P15 2 S		Thomas STRUDWICK			Honda NSF - Case Moto Rapido Moto3							
IDEAL LAP TIME : 1:55.904		BEST LAP TIME : 1:56.126			DIFFERENCE : 0.222							
LAP	SECTOR 1	SECTOR 2	SECTOR 3	SECTOR 4	LAP TIME	MPH	DIFF	TIME OF DAY				
1 -	114.1	33.766	89.3	25.199	99.7	33.382	106.8	2:08.437	75.45	12.311	15:37:46.183	
2 -	30.335	112.9	33.081	89.8	24.133	100.0	33.942	106.1	2:01.491	79.76	5.365	15:39:47.674
3 -	29.805	113.1	33.174	89.4	23.624	98.9	33.058	106.5	1:59.661	80.98	3.535	15:41:47.335
4 -	29.471	112.4	33.462	89.3	23.500	99.5	32.457	105.8	1:58.890	81.51	2.764	15:43:46.225
5 -	29.488	110.7	32.929	89.0	23.530	99.5	32.462	106.3	1:58.409	81.84	2.283	15:45:44.634
6 -	29.163	112.2	32.790	88.8	23.391	100.1	32.272	106.8	1:57.616	82.39	1.490	15:47:42.250
7 -	29.284	113.1	32.357	89.3	23.356	99.4	32.315	106.6	1:57.312 (3)	82.61	1.186	15:49:39.562
8 -	29.217	112.2	32.544	90.0	23.509	100.6	32.166	108.2	1:57.436	82.52	1.310	15:51:36.998
9 -	29.183	113.5	32.351	89.3	23.228	101.2	31.865	107.7	1:56.627 (2)	83.09	0.501	15:53:33.625
10 -	28.825	112.7	31.986	88.8	23.296	100.4	32.019	107.0	1:56.126 (1)	83.45		15:55:29.751

P16 95 S		Ross TURNER			Honda NSF - RedRat Racing							
IDEAL LAP TIME : 1:54.261		BEST LAP TIME : 1:54.261			DIFFERENCE : 0.000							
LAP	SECTOR 1	SECTOR 2	SECTOR 3	SECTOR 4	LAP TIME	MPH	DIFF	TIME OF DAY				
1 -	112.9	34.591	87.8	25.066	98.6	33.802	105.8	2:11.000	73.97	16.739	15:37:48.746	
2 -	30.697	112.2	32.798	89.7	23.469	100.9	33.337	107.5	2:00.301	80.55	6.040	15:39:49.047
3 -	30.053	112.7	33.972	90.6	24.147	100.4	33.110	107.5	2:01.282	79.90	7.021	15:41:50.329
4 -	29.993	113.3	33.669	90.1	24.091	99.8	33.687	106.0	2:01.440	79.80	7.179	15:43:51.769
5 -	29.982	110.7	34.070	90.6	24.152	101.5	32.664	104.8	2:00.868	80.18	6.607	15:45:52.637
6 -	29.093	111.1	32.578	88.5	23.125	99.2	32.404	105.3	1:57.200	82.69	2.939	15:47:49.837
7 -	29.060	111.6	32.128	89.0	23.112	99.8	32.442	105.1	1:56.742	83.01	2.481	15:49:46.579
8 -	29.191	111.1	31.987	89.8	22.936	99.1	32.194	105.3	1:56.308 (3)	83.32	2.047	15:51:42.887
9 -	28.969	111.6	31.670	90.1	22.837	99.7	31.815	105.8	1:55.291 (2)	84.05	1.030	15:53:38.178
10 -	28.537	111.6	31.540	90.4	22.681	100.0	31.503	106.6	1:54.261 (1)	84.81		15:55:32.439

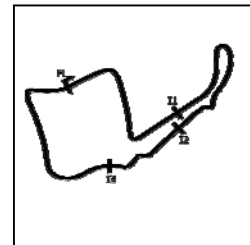
P17 26 S		Scott OGDEN			Honda NSF - Microlise Cresswell Racing							
IDEAL LAP TIME : 1:57.862		BEST LAP TIME : 1:58.169			DIFFERENCE : 0.307							
LAP	SECTOR 1	SECTOR 2	SECTOR 3	SECTOR 4	LAP TIME	MPH	DIFF	TIME OF DAY				
1 -	112.4	34.454	89.9	24.528	100.3	33.631	106.6	2:10.388	74.32	12.219	15:37:48.134	
2 -	30.013	112.4	33.213	90.3	24.086	100.4	33.328	107.8	2:00.640	80.33	2.471	15:39:48.774
3 -	30.012	112.2	33.949	91.3	24.182	101.8	33.516	107.3	2:01.659	79.65	3.490	15:41:50.433
4 -	29.944	113.1	33.960	91.0	23.896	101.5	33.596	107.2	2:01.396	79.83	3.227	15:43:51.829
5 -	30.017	114.1	34.089	91.6	23.927	100.7	33.309	107.3	2:01.342	79.86	3.173	15:45:53.171
6 -	29.529	111.8	32.649	89.4	23.392	99.7	32.736	106.3	1:58.306 (2)	81.91	0.137	15:47:51.477
7 -	29.739	110.7	32.511	89.2	23.338	99.8	32.581	104.2	1:58.169 (1)	82.01		15:49:49.646
8 -	29.487	111.2	32.989	89.3	23.490	98.9	32.821	105.6	1:58.787	81.58	0.618	15:51:48.433
9 -	29.432	110.1	32.785	88.8	23.400	99.4	33.083	105.5	1:58.700 (3)	81.64	0.531	15:53:47.133
10 -	29.799	110.0	33.049	89.9	23.620	99.2	33.231	102.6	1:59.699	80.96	1.530	15:55:46.832

MCRCB BULLETIN TK223

2017 MCE British Superbike Championship - Round 10

2017 HEL Performance British Motostar Championship

RACE 9 - SECTOR ANALYSIS



SECTOR 1 = FL to I1, SECTOR 2 = I1 to I2 SECTOR 3 = I2 to I3, SECTOR 4 = I3 to FL, DIFF = Difference To Personal Best Lap, P = Crossed Finish Line in Pit Lane, D = Time Disallowed

P18		20		Joel MARKLUND					KTM - Marklund Solutions / SP125				
IDEAL LAP TIME		: 1:58.479		BEST LAP TIME		: 1:58.625		DIFFERENCE		: 0.146			
LAP	SECTOR 1	SECTOR 2	SECTOR 3	SECTOR 4	LAP TIME	MPH	DIFF	TIME OF DAY					
1 -		115.9	33.485	91.9	24.653	104.2	33.723	110.0	2:08.951	75.15	10.326	15:37:46.697	
2 -	30.096	117.1	33.667	92.0	23.914	104.3	33.783	111.4	2:01.460	79.79	2.835	15:39:48.157	
3 -	30.125	117.1	34.060	92.8	23.982	103.8	33.475	110.9	2:01.642	79.67	3.017	15:41:49.799	
4 -	30.016	115.3	33.858	92.1	24.062	102.1	33.455	110.7	2:01.391	79.83	2.766	15:43:51.190	
5 -	30.424	114.7	33.823	92.6	23.887	103.4	33.557	110.5	2:01.691	79.63	3.066	15:45:52.881	
6 -	29.914	115.7	33.522	92.1	23.558	103.7	33.391	109.6	2:00.385	80.50	1.760	15:47:53.266	
7 -	30.208	110.7	33.547	92.3	23.415	104.3	33.237	110.1	2:00.407	80.48	1.782	15:49:53.673	
8 -	29.551	116.3	32.980	92.8	23.346	104.6	33.032	110.0	1:58.909	(2)	81.50	0.284	15:51:52.582
9 -	29.622	115.5	32.857	93.4	23.387	104.2	33.092	111.1	1:58.958	(3)	81.46	0.333	15:53:51.540
10 -	29.487	115.7	32.958	93.5	23.391	102.6	32.789	110.5	1:58.625	(1)	81.69		15:55:50.165

P19		89 S		T. Fox MORETON					Honda NSF - Banks Racing / Moto Engineering				
IDEAL LAP TIME		: 1:58.662		BEST LAP TIME		: 1:59.049		DIFFERENCE		: 0.387			
LAP	SECTOR 1	SECTOR 2	SECTOR 3	SECTOR 4	LAP TIME	MPH	DIFF	TIME OF DAY					
1 -		111.8	33.649	91.4	25.257	99.8	33.478	107.2	2:09.641	74.75	10.592	15:37:47.387	
2 -	29.774	116.3	33.629	91.3	24.002	102.1	33.688	107.7	2:01.093	80.03	2.044	15:39:48.480	
3 -	30.069	114.9	33.979	90.9	24.245	100.7	33.418	106.5	2:01.711	79.62	2.662	15:41:50.191	
4 -	30.073	112.7	33.582	90.5	24.053	100.9	33.553	107.2	2:01.261	79.92	2.212	15:43:51.452	
5 -	30.275	112.7	33.935	90.8	23.898	100.9	33.761	107.5	2:01.869	79.52	2.820	15:45:53.321	
6 -	29.638	115.1	33.698	90.0	23.554	101.0	33.172	107.2	2:00.062	80.71	1.013	15:47:53.383	
7 -	30.009	111.8	32.899	90.4	23.647	99.7	32.962	104.8	1:59.517	(3)	81.08	0.468	15:49:52.900
8 -	29.545	112.0	32.965	90.3	23.696	99.7	32.843	104.8	1:59.049	(1)	81.40		15:51:51.949
9 -	29.801	111.6	32.997	91.1	23.546	99.5	32.963	105.0	1:59.307	(2)	81.22	0.258	15:53:51.256
10 -	29.374	111.8	33.087	90.0	23.744	98.3	33.321	106.1	1:59.526	81.08	0.477	15:55:50.782	

P20		56 S		Charlie ATKINS					Honda NSF - Wilson Racing				
IDEAL LAP TIME		: 1:58.484		BEST LAP TIME		: 1:58.952		DIFFERENCE		: 0.468			
LAP	SECTOR 1	SECTOR 2	SECTOR 3	SECTOR 4	LAP TIME	MPH	DIFF	TIME OF DAY					
1 -		108.4	34.684	89.8	24.564	101.0	34.193	108.5	2:10.741	74.12	11.789	15:37:48.487	
2 -	30.865	112.5	33.814	91.9	23.887	101.9	33.595	108.7	2:02.161	79.33	3.209	15:39:50.648	
3 -	30.845	110.9	33.669	90.0	23.892	100.7	33.327	107.8	2:01.733	79.61	2.781	15:41:52.381	
4 -	30.382	111.1	33.654	90.3	23.727	101.5	32.992	108.0	2:00.755	80.25	1.803	15:43:53.136	
5 -	30.322	112.7	33.709	90.8	23.714	101.3	32.891	108.4	2:00.636	80.33	1.684	15:45:53.772	
6 -	30.137	112.7	33.265	90.4	23.687	101.3	32.862	108.5	1:59.951	80.79	0.999	15:47:53.723	
7 -	30.282	112.2	33.237	91.6	23.680	101.6	33.134	107.7	2:00.333	80.53	1.381	15:49:54.056	
8 -	30.236	112.7	32.845	89.8	23.440	101.0	32.672	107.7	1:59.193	(3)	81.30	0.241	15:51:53.249
9 -	30.082	111.6	32.905	90.9	23.403	101.2	32.778	106.8	1:59.168	(2)	81.32	0.216	15:53:52.417
10 -	30.361	113.3	32.672	92.3	23.592	100.7	32.327	107.7	1:58.952	(1)	81.47		15:55:51.369

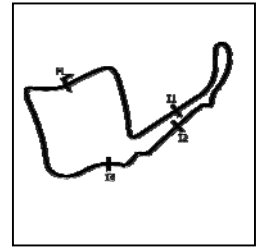
P21		24 S		Shane FABER					Honda NSF - SymCirrus Motorsport / Shane Faber Racing				
IDEAL LAP TIME		: 1:58.506		BEST LAP TIME		: 1:58.847		DIFFERENCE		: 0.341			
LAP	SECTOR 1	SECTOR 2	SECTOR 3	SECTOR 4	LAP TIME	MPH	DIFF	TIME OF DAY					
1 -		110.3	34.088	87.3	24.928	96.9	33.742	104.2	2:11.350	73.78	12.503	15:37:49.096	
2 -	30.795	108.5	33.927	87.3	23.887	98.5	33.483	105.3	2:02.092	79.37	3.245	15:39:51.188	
3 -	30.578	109.2	33.704	88.3	24.010	98.1	33.265	105.6	2:01.557	79.72	2.710	15:41:52.745	
4 -	30.193	110.7	33.874	88.7	23.922	98.6	32.854	105.0	2:00.843	80.19	1.996	15:43:53.588	
5 -	30.085	111.4	33.784	88.8	23.733	98.9	33.034	105.6	2:00.636	80.33	1.789	15:45:54.224	
6 -	29.912	111.1	33.217	89.8	23.835	99.4	32.785	106.0	1:59.749	80.93	0.902	15:47:53.973	
7 -	30.274	111.2	33.298	89.5	23.739	99.2	32.991	106.1	2:00.302	80.55	1.455	15:49:54.275	
8 -	30.179	111.8	33.106	89.1	23.692	98.8	32.745	104.8	1:59.722	(3)	80.94	0.875	15:51:53.997
9 -	29.923	110.1	32.796	89.1	23.512	99.1	32.616	105.6	1:58.847	(1)	81.54		15:53:52.844
10 -	29.804	110.0	32.574	89.5	24.137	99.1	32.626	105.3	1:59.141	(2)	81.34	0.294	15:55:51.985

P22		50 S		Aditya BEHAL					Honda NSF - Microlise Cresswell Racing				
IDEAL LAP TIME		: 2:03.027		BEST LAP TIME		: 2:03.074		DIFFERENCE		: 0.047			
LAP	SECTOR 1	SECTOR 2	SECTOR 3	SECTOR 4	LAP TIME	MPH	DIFF	TIME OF DAY					

Weather / Track : Showers / Drying

Oulton Park International
Circuit Length = 2.6920 miles
Start: 15:35 Flag 15:54 End: 15:55

RACE 9 - SECTOR ANALYSIS



SECTOR 1 = FL to I1, SECTOR 2 = I1 to I2 SECTOR 3 = I2 to I3, SECTOR 4 = I3 to FL, DIFF = Difference To Personal Best Lap, P = Crossed Finish Line in Pit Lane, D = Time Disallowed

1 -	111.8	35.239	89.1	25.135	98.1	34.327	105.6	2:13.773	72.44	10.699	15:37:51.519	
2 -	30.706	112.5	34.675	88.6	24.310	99.7	33.726	105.1	2:03.417 (3)	78.52	0.343	15:39:54.936
3 -	31.362	109.8	35.275	87.9	24.186	99.4	33.873	105.5	2:04.696	77.71	1.622	15:41:59.632
4 -	30.709	110.1	34.420	89.4	24.230	98.9	33.715	106.0	2:03.074 (1)	78.74		15:44:02.706
5 -	30.767	111.4	34.450	88.5	24.293	98.2	33.787	105.0	2:03.297 (2)	78.60	0.223	15:46:06.003
6 -	31.056	109.4	35.269	87.3	24.594	98.2	33.983	104.0	2:04.902	77.59	1.828	15:48:10.905
7 -	30.974	110.3	35.241	87.1	24.576	97.6	33.989	104.8	2:04.780	77.66	1.706	15:50:15.685
8 -	30.869	110.7	34.437	88.3	24.363	97.3	34.190	104.0	2:03.859	78.24	0.785	15:52:19.544
9 -	31.044	109.8	35.143	87.6	24.197	96.6	34.614	95.0	2:04.998	77.53	1.924	15:54:24.542

P23	27	Josh HODGE				KTM - Team HPR						
IDEAL LAP TIME : 2:03.136		BEST LAP TIME : 2:03.183				DIFFERENCE : 0.047						
LAP	SECTOR 1	SECTOR 2	SECTOR 3	SECTOR 4	LAP TIME	MPH	DIFF	TIME OF DAY				
1 -	115.5	35.685	90.4	25.236	100.7	34.276	108.9	2:13.503	72.59	10.320	15:37:51.249	
2 -	30.792	114.7	34.629	91.1	24.293	103.2	34.136	107.0	2:03.850 (2)	78.25	0.667	15:39:55.099
3 -	31.214	114.5	34.919	91.5	24.278	102.4	33.829	108.5	2:04.240 (3)	78.00	1.057	15:41:59.339
4 -	30.599	113.7	34.548	91.5	24.160	102.4	33.876	107.7	2:03.183 (1)	78.67		15:44:02.522

P24	12	Edward RENDELL				KTM - Banks Racing						
IDEAL LAP TIME : 1:54.563		BEST LAP TIME : 1:55.104				DIFFERENCE : 0.541						
LAP	SECTOR 1	SECTOR 2	SECTOR 3	SECTOR 4	LAP TIME	MPH	DIFF	TIME OF DAY				
1 -	114.5	31.360	88.5	22.867	101.3	31.881	107.2	1:58.869	81.52	3.765	15:37:36.615	
2 -	28.785	113.1	31.640	90.3	22.690	101.6	31.989	107.3	1:55.104 (1)	84.19		15:39:31.719

P25	52	Jorel BOERBOOM				Kalex KTM - Fireplace Warehouse						
IDEAL LAP TIME : 1:56.558		BEST LAP TIME : 2:09.977				DIFFERENCE : 13.419						
LAP	SECTOR 1	SECTOR 2	SECTOR 3	SECTOR 4	LAP TIME	MPH	DIFF	TIME OF DAY				
1 -	116.9	32.408	94.9	23.344	104.6	32.193	111.6	2:02.038	79.41		15:37:39.784	
2 -	28.613	117.9	33.203	91.9	28.878	65.9	39.283	111.2	2:09.977 (1)	74.56		15:39:49.761

P26	13 S	Jacob CLARK				Honda NSF - Wilson Racing						
IDEAL LAP TIME : 2:01.085		BEST LAP TIME : 2:01.085				DIFFERENCE : 0.000						
LAP	SECTOR 1	SECTOR 2	SECTOR 3	SECTOR 4	LAP TIME	MPH	DIFF	TIME OF DAY				
1 -	113.1	34.521	89.9	24.821	99.4	33.675	108.2	2:11.635	73.62	10.550	15:37:49.381	
2 -	30.438	112.0	33.036	90.1	24.016	99.5	33.595	107.5	2:01.085 (1)	80.03		15:39:50.466

P27	44	Edmund BEST				KTM - SymCirrus Motorsport						
IDEAL LAP TIME : 1:56.675		BEST LAP TIME :				DIFFERENCE :						
LAP	SECTOR 1	SECTOR 2	SECTOR 3	SECTOR 4	LAP TIME	MPH	DIFF	TIME OF DAY				
1 -	116.1	32.345	93.0	23.379	103.8	32.074	110.0	2:01.867	79.52		15:37:39.613	

P28	35	Elliot LODGE				FTR - Spike Racing / SP125						
IDEAL LAP TIME :		BEST LAP TIME :				DIFFERENCE :						
LAP	SECTOR 1	SECTOR 2	SECTOR 3	SECTOR 4	LAP TIME	MPH	DIFF	TIME OF DAY				
1 -	OUTLAP	112.7	35.473	91.4	24.596	101.6	33.823	110.0	2:37.343	61.59		15:38:15.089

MCRCB BULLETIN TK224**2017 MCE British Superbike Championship - Round 10****2017 HEL Performance British Motostar Championship****RACE 9 - BEST SPEEDS**

POS	INTERMEDIATE 1		INTERMEDIATE 2		INTERMEDIATE 3		FINISH LINE		MPH			
	NO	NAME	MPH	NO	NAME	MPH	NO	NAME				
1	15	McMANUS	121.1	15	McMANUS	96.9	15	McMANUS	108.0	15	McMANUS	114.1
2	47	ARCHER	120.6	47	ARCHER	96.9	47	ARCHER	107.5	47	ARCHER	113.9
3	79	STACEY	120.2	69	BOOTH-AMOS	95.4	64	DURHAM	106.5	3	KERR	112.9
4	64	DURHAM	120.0	79	STACEY	95.4	79	STACEY	106.3	79	STACEY	112.7
5	23	LLEWELLYN	119.4	3	KERR	95.1	3	KERR	106.0	23	LLEWELLYN	112.5
6	54	BURMAN	119.4	54	BURMAN	95.1	69	BOOTH-AMOS	105.8	69	BOOTH-AMOS	112.2
7	69	BOOTH-AMOS	118.7	64	DURHAM	94.9	23	LLEWELLYN	105.6	52	BOERBOOM	111.6
8	3	KERR	117.9	52	BOERBOOM	94.9	20	MARKLUND	104.6	64	DURHAM	111.4
9	52	BOERBOOM	117.9	23	LLEWELLYN	94.2	52	BOERBOOM	104.6	20	MARKLUND	111.4
10	34	DELVES	117.1	34	DELVES	94.1	34	DELVES	104.2	34	DELVES	110.9
11	20	MARKLUND	117.1	20	MARKLUND	93.5	44	BEST	103.8	17	CARNE	110.1
12	44	BEST	116.9	44	BEST	93.0	27	HODGE	103.2	44	BEST	110.0
13	89	MORETON	116.3	17	CARNE	92.4	17	CARNE	103.0	35	LODGE	110.0
14	30	COOK	115.5	56	ATKINS	92.3	89	MORETON	102.1	19	RODRIGUEZ	108.9
15	27	HODGE	115.5	19	RODRIGUEZ	91.9	56	ATKINS	101.9	27	HODGE	108.9
16	19	RODRIGUEZ	115.3	26	OGDEN	91.6	26	OGDEN	101.8	56	ATKINS	108.7
17	17	CARNE	114.7	27	HODGE	91.5	12	RENDELL	101.6	2	STRUDWICK	108.2
18	12	RENDELL	114.5	55	SCOTT	91.4	35	LODGE	101.6	13	CLARK	108.2
19	2	STRUDWICK	114.1	89	MORETON	91.4	19	RODRIGUEZ	101.5	30	COOK	107.8
20	26	OGDEN	114.1	35	LODGE	91.4	95	TURNER	101.5	26	OGDEN	107.8
21	95	TURNER	113.3	45	SWANN	90.8	2	STRUDWICK	101.2	89	MORETON	107.7
22	56	ATKINS	113.3	95	TURNER	90.6	30	COOK	101.0	95	TURNER	107.5
23	55	SCOTT	113.1	99	CAMPBELL	90.4	55	SCOTT	100.3	12	RENDELL	107.3
24	13	CLARK	113.1	13	CLARK	90.4	99	CAMPBELL	99.7	55	SCOTT	106.8
25	35	LODGE	112.7	12	RENDELL	90.3	50	BEHAL	99.7	45	SWANN	106.6
26	50	BEHAL	112.5	30	COOK	90.0	45	SWANN	99.5	24	FABER	106.1
27	45	SWANN	112.4	2	STRUDWICK	90.0	13	CLARK	99.5	99	CAMPBELL	106.0
28	99	CAMPBELL	112.2	24	FABER	89.8	24	FABER	99.4	50	BEHAL	106.0
29	24	FABER	111.8	50	BEHAL	89.4						
30												

Weather / Track : Showers / Drying

Results can be found at www.tsl-timing.comOulton Park International
Circuit Length = 2.6920 miles
Start: 15:35 Flag 15:54 End: 15:55

Printed - 15:58 Sunday, 17 September 2017

MCRCB BULLETIN TK225

2017 MCE British Superbike Championship - Round 10

2017 HEL Performance British Motostar Championship

RACE 9 - BEST SECTORS

SECTOR 1			SECTOR 2			SECTOR 3			SECTOR 4			IDEAL / BEST COMPARISON						
POS	NO	NAME	TIME	NO	NAME	TIME	NO	NAME	TIME	NO	NAME	IDEAL	BEST	DIFF				
												PERFECT LAP	1:51.060					
1	69	BOOTH-A	27.631	69	BOOTH-A	30.625	69	BOOTH-A	22.004	69	BOOTH-A	30.800	1	69	BOOTH-AMOS	1:51.060	1:51.622	0.562
2	15	McMANUS	27.922	3	KERR	31.244	79	STACEY	22.107	3	KERR	30.851	2	3	KERR	1:52.297	1:52.297	0.000
3	3	KERR	28.008	79	STACEY	31.351	3	KERR	22.194	79	STACEY	30.930	3	79	STACEY	1:52.488	1:52.488	0.000
4	79	STACEY	28.100	12	RENDELL	31.360	15	McMANUS	22.266	15	McMANUS	31.070	4	15	McMANUS	1:52.697	1:53.018	0.321
5	64	DURHAM	28.370	30	COOK	31.366	55	SCOTT	22.431	95	TURNER	31.503	5	95	TURNER	1:54.261	1:54.261	0.000
6	95	TURNER	28.537	15	McMANUS	31.439	64	DURHAM	22.529	64	DURHAM	31.552	6	64	DURHAM	1:54.319	1:54.414	0.095
7	19	RODRIGU	28.606	95	TURNER	31.540	95	TURNER	22.681	30	COOK	31.680	7	12	RENDELL	1:54.563	1:55.104	0.541
8	52	BOERBOO	28.613	55	SCOTT	31.593	12	RENDELL	22.690	45	SWANN	31.693	8	30	COOK	1:54.780	1:54.780	0.000
9	12	RENDELL	28.632	99	CAMPBEL	31.709	45	SWANN	22.748	34	DELVES	31.810	9	55	SCOTT	1:54.941	1:54.941	0.000
10	23	LLEWELL	28.656	19	RODRIGU	31.846	30	COOK	22.757	99	CAMPBEL	31.814	10	19	RODRIGUEZ	1:55.351	1:55.835	0.484
11	34	DELVES	28.697	47	ARCHER	31.861	23	LLEWELL	22.761	47	ARCHER	31.821	11	23	LLEWELLYN	1:55.376	1:55.376	0.000
12	55	SCOTT	28.759	64	DURHAM	31.868	99	CAMPBEL	22.873	2	STRUDWI	31.865	12	99	CAMPBELL	1:55.449	1:55.592	0.143
13	2	STRUDWI	28.825	2	STRUDWI	31.986	17	CARNE	22.941	19	RODRIGU	31.877	13	45	SWANN	1:55.472	1:55.472	0.000
14	17	CARNE	28.857	34	DELVES	32.024	34	DELVES	22.958	12	RENDELL	31.881	14	34	DELVES	1:55.489	1:56.001	0.512
15	45	SWANN	28.871	23	LLEWELL	32.026	19	RODRIGU	23.022	23	LLEWELL	31.933	15	47	ARCHER	1:55.814	1:56.128	0.314
16	44	BEST	28.877	45	SWANN	32.160	47	ARCHER	23.146	44	BEST	32.074	16	2	STRUDWICK	1:55.904	1:56.126	0.222
17	30	COOK	28.977	17	CARNE	32.237	2	STRUDWI	23.228	17	CARNE	32.082	17	17	CARNE	1:56.117	1:56.325	0.208
18	47	ARCHER	28.986	44	BEST	32.345	26	OGDEN	23.338	55	SCOTT	32.158	18	52	BOERBOOM	1:56.558	2:09.977	13.419
19	99	CAMPBEL	29.053	52	BOERBOO	32.408	52	BOERBOO	23.344	52	BOERBOO	32.193	19	44	BEST	1:56.675		
20	89	MORETON	29.374	26	OGDEN	32.511	20	MARKLUN	23.346	56	ATKINS	32.327	20	26	OGDEN	1:57.862	1:58.169	0.307
21	26	OGDEN	29.432	24	FABER	32.574	44	BEST	23.379	26	OGDEN	32.581	21	20	MARKLUND	1:58.479	1:58.625	0.146
22	20	MARKLUN	29.487	56	ATKINS	32.672	56	ATKINS	23.403	24	FABER	32.616	22	56	ATKINS	1:58.484	1:58.952	0.468
23	24	FABER	29.804	20	MARKLUN	32.857	24	FABER	23.512	20	MARKLUN	32.789	23	24	FABER	1:58.506	1:58.847	0.341
24	56	ATKINS	30.082	89	MORETON	32.899	89	MORETON	23.546	89	MORETON	32.843	24	89	MORETON	1:58.662	1:59.049	0.387
25	13	CLARK	30.438	13	CLARK	33.036	13	CLARK	24.016	13	CLARK	33.595	25	13	CLARK	2:01.085	2:01.085	0.000
26	27	HODGE	30.599	54	BURMAN	33.233	27	HODGE	24.160	50	BEHAL	33.715	26	50	BEHAL	2:03.027	2:03.074	0.047
27	50	BEHAL	30.706	50	BEHAL	34.420	50	BEHAL	24.186	35	LODGE	33.823	27	27	HODGE	2:03.136	2:03.183	0.047
28				27	HODGE	34.548	35	LODGE	24.596	27	HODGE	33.829	28	35	LODGE			
29				35	LODGE	35.473												
30																		

Weather / Track : Showers / Drying

Oulton Park International
 Circuit Length = 2.6920 miles
 Start: 15:35 Flag 15:54 End: 15:55

Results can be found at www.tsl-timing.com

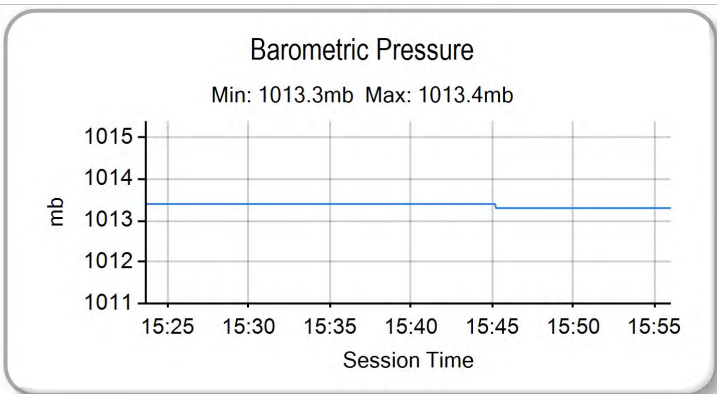
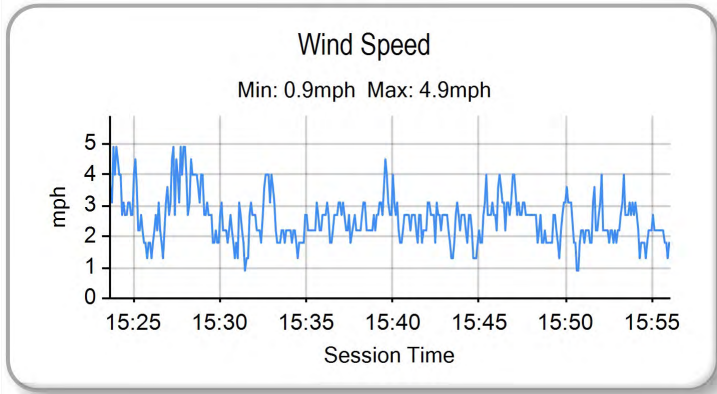
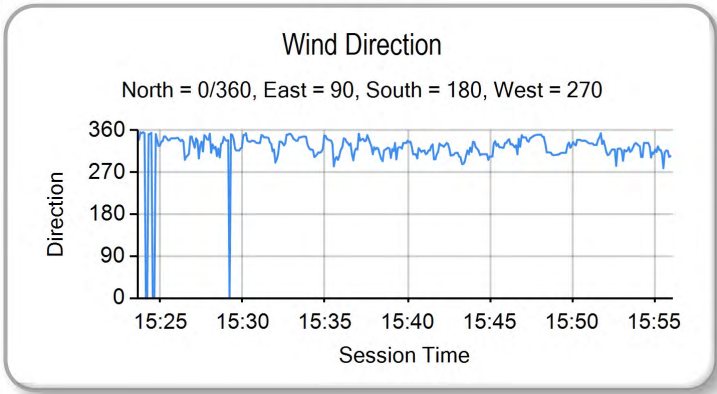
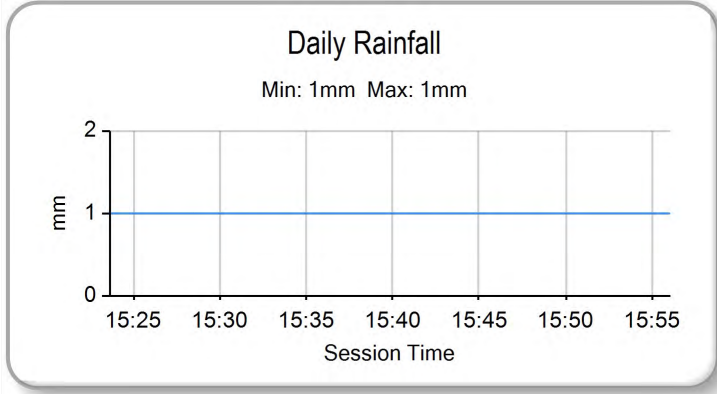
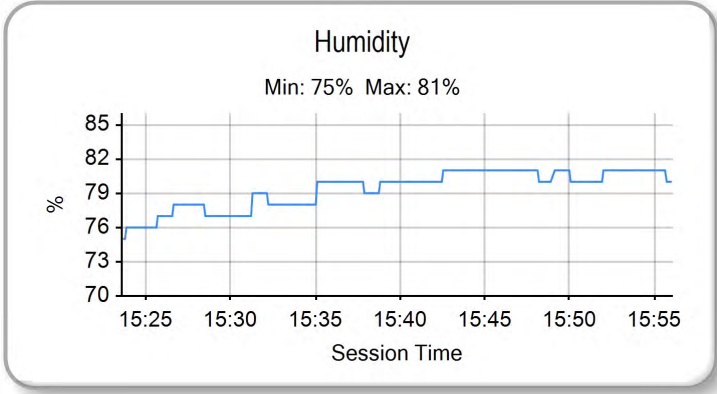
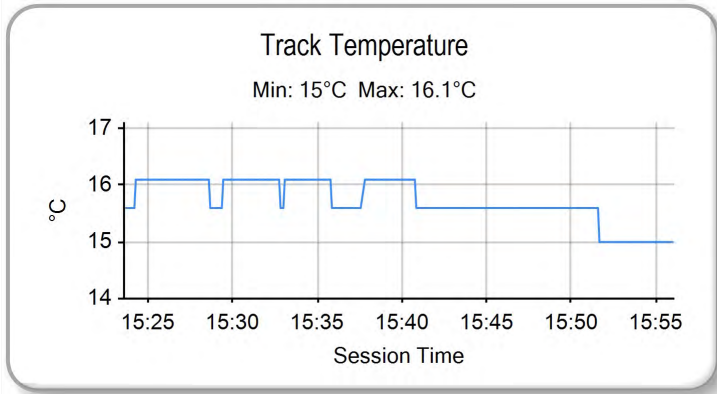
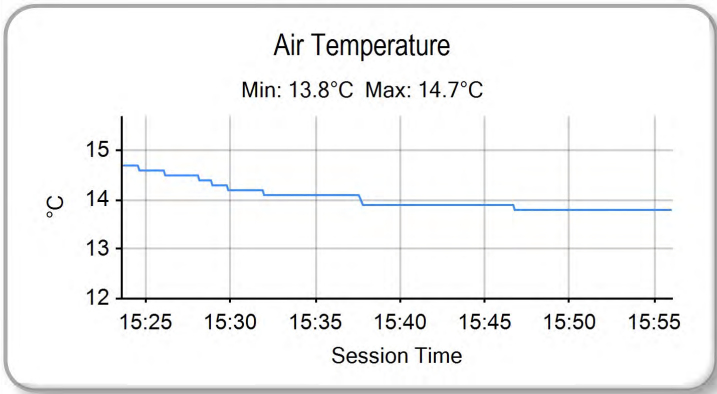
Printed - 15:58 Sunday, 17 September 2017

MCRCB BULLETIN TK226

2017 MCE British Superbike Championship - Round 10

2017 HEL Performance British Motostar Championship

RACE 9 - WEATHER CONDITIONS



Weather / Track : Showers / Drying

Results can be found at www.tsl-timing.com

Oulton Park International
Circuit Length = 2.6920 miles
Start: 15:35 Flag 15:54 End: 15:55

Printed - 15:59 Sunday, 17 September 2017

MCR CB BULLETIN TK227

**2017 HEL Performance British Motostar Championship
MOTO 3 GP POINTS AFTER ROUND 19**

	TOTAL	GAP	DIFF	31st March-2nd April Donington Park	14th-17th April Brands Hatch Indy	29th April-1st May Oulton Park	16th-18th June Knockhill	30th June-2nd July Snetterton	21st-23rd July Brands Hatch GP	4th-6th August Thruxton	18th-20th August Cadwell Park	8th-10th September Silverstone	15th-17th September Oulton Park	29th Sept-1st October Assen	13th-15th October Brands Hatch - GP
Tom BOOTH-AMOS	395			25	25 25	25		25 25	25 25	25 20	25 25	25 25	25 25		
Jake ARCHER	343	52		11 11	20 20	13	25 25	20 20	11 20	16 25	20 20	20 20	20 6		
Storm STACEY	220	175	123	13 16	16	6	11 20	16 13	16 11	6 11	11 9	9 7	9 20		
Richard KERR	206	189	14	20	13	9	20 11	10	10 7	10 13	16 13	11 11	16 16		
Eugene McMANUS	180	215	26	16 13	16	20	16		13 16	20	13 11	13	13		
Edward RENDELL	146	249	34			7	10 10	9	20 13	13 16	16	16 16			
Edmund BEST	140	255	6	9 6	11	10		13 16	9 8	7	10 7	13 10	11		
Asher DURHAM	131	264	9	5 8	13 8	3	13 9		9	9 9	9 10	8	7 11		
Jorel BOERBOOM	110	285	21	7 10	7 5	5	9	11	5 6	5	7 8	10 5	10		
Mike BROUWERS	107	288	3	6 9	10 7	8	7 6	7	4	8 10	5 3	8 3	6		
Liam DELVES	106	289	1	4 5	11 9		8	9 8	7 5	3 7	4	7 4	8 7		
Elliot LODGE	89	306	17	25		11	16	10		4	8 6	3 6			
Joel MARKLUND	80	315	9	8 7	9 6	4	8 7	8	3 3	2		4 1	5 5		
Tom CARNE	79	316	1	2	5 4		3	11	8 10	11		2	13 10		
Sam LLEWELLYN	65	330	14		10	1	5 4		6 4	5 8		9	4 9		
Stephen CAMPBELL	52	343	13	1 4	8 3		3	6 3		3	4 1	6	2 8		
Taz TAYLOR	49	346	3	20		16	13								
Josh HODGE	48	347	1	3	4 1		5	7 4	2 1	4 6	5	5	1		
Sam BURMAN	42	353	6	3	6 2	2	4 1	5	1 2	1 2	6 2	2	3		
James HOBSON	19	376	23				6 2	5 6							
Lee HINDLE	10	385	9	10											

MCRCB BULLETIN TK228

2017 HEL Performance British Motostar Championship MOTO 3 STANDARD POINTS AFTER ROUND 19

	TOTAL	GAP	DIFF	31st March-2nd April Donington Park	14th-17th April Brands Hatch Indy	29th April-1st May Oulton Park	16th-18th June Knockhill	30th June-2nd July Snetterton	21st-23rd July Brands Hatch GP	4th-6th August Thruxton	18th-20th August Cadwell Park	8th-10th September Silverstone	15th-17th September Oulton Park	29th Sept-1st October Assen	13th-15th October Brands Hatch - GP
Max COOK	436			25 25	25 25	25	25 25	6 20	25 25	25 25	25 20	20 25	20 25		
Victor RODRIGUEZ	331	105		20 20	16	13	20 20	20 25	13	13 16	20 25	25 20	25 20		
Jack SCOTT	256	180	75	10 11	11 13	16	16 13	16 13	16 20	13	16 16	11 13	16 16		
Thomas STRUDWICK	253	183	3	11 16	20 20	20	16	25 16	20	20	13	16 16	13 11		
Charlie ATKINS	192	244	61	8	8	10	13 11	13 11	11 16	20 11	13 11	10 9	10 7		
Cameron HORSMAN	168	268	24	16 13	13 16	11		10 6	10 10	11 7	11 10	13 11			
T. Fox MORETON	162	274	6	9 6	6 7	8	9 9	9 10	7 13	16 10	8 4	4 8	11 8		
Ross TURNER	150	286	12	3	4 6	7	10 10	11 9	9 9	10 8	9 7	9 10	9 10		
Scott SWANN	136	300	14	8 9	7 8	7	11	7 7	6 11	5 6	10 8	7	6 13		
Shane FABER	99	337	37	13 10	10 11	9		3		7	7 6	5 5	7 6		
Ewan POTTER	85	351	14	7 5	3 5	5	8 7	5 4	5 8	6 4	6 5	2			
Scott OGDEN	59	377	26							9 9	9	8 7	8 9		
Jacob CLARK	52	384	7					4 5	3 7	8 5	5 3	6 6			
Luke HOPKINS	38	398	14		5 9			8 8	8						
Elliot PINSON	26	410	12	7	9 10										
Tom ALEXANDER	15	421	11	6 4	1	4									
Rishon HICKEY	15	421	0				7 8								
Aditya BEHAL	14	422	1									1 3	5 5		
Myles WASLEY	7	429	7									3 4			
Connall COURTNEY	6	430	1		2				4						