



BRITISH MOTOSTAR CHAMPIONSHIP

Round 9 Brands Hatch GP

12th – 14th October 2018



Results Provided by Timing Solutions Ltd

www.tsl-timing.com

Brands Hatch GP

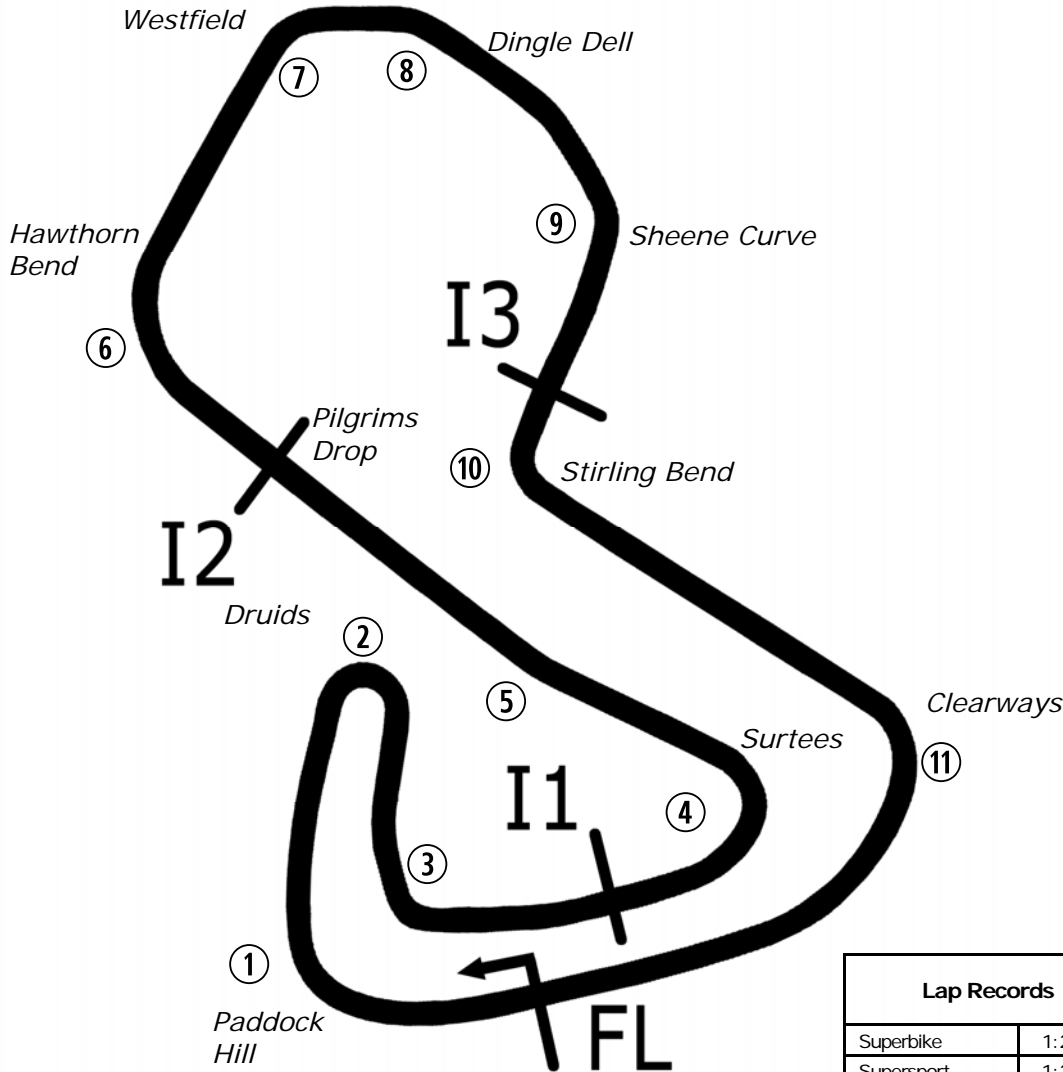
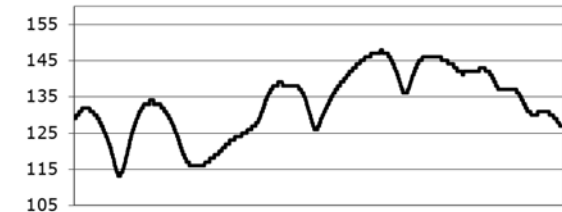


SPORTS TIMING

TIMING SOLUTIONS LTD



Circuit Altitude (m)



Length	2.4332 miles	3916.0 m	
FL		51.36032 N	0.26032 E
I1	1116m	51.35934 N	0.25955 E
I2	1796m	51.35628 N	0.22660 E
I3	2928m	51.35532 N	0.26250 E
Pit Entry	3646m	51.35911 N	0.25743 E
Pit Exit	83m after FL	51.36017 N	0.26051 E
Pit Entry–Pit Exit 332m, 19.9s @60kph, 14.9s @80kph			

Lap Records		Best Sector Information							
		Sector 1 (FL - I1)	I1 Trap (mph)	Sector 2 (I1 - I2)	I2 Trap (mph)	Sector 3 (I2 - I3)	I3 Trap (mph)	Sector 4 (I3 - FL)	F/L Trap (mph)
Superbike	1:24.873	26.954	131.5	14.528	169.8	23.022	103.0	19.625	166.9
Supersport	1:27.675	27.760	123.3	15.236	156.7	23.473	101.2	20.607	156.8
Superstock 1000	1:27.160	27.681	127.3	14.940	164.8	23.527	100.6	20.299	162.1
Superstock 600	1:29.845	28.321	119.6	15.580	153.5	23.915	100.4	20.969	149.8
Motostar	1:32.033	28.852	108.8	16.766	135.0	24.170	100.7	22.040	131.8
F1 Sidecar	1:30.366	28.364	117.7	16.023	148.1	23.456	102.4	21.476	142.7
Ducati Cup	1:29.823	28.510	120.4	15.618	153.9	24.302	97.6	21.083	150.1
Junior Supersport	To Be Est	N/A	N/A	N/A	N/A	N/A	N/A	N/A	N/A

All results available at www.tsl-timing.com

MCRCB BULLETIN TK019

2018 Bennetts British Superbike Championship - Round 12

2018 HEL Performance British Motostar Championship

FREE PRACTICE 1 - CLASSIFICATION



POS	NO	CL	PIC NAME	ENTRY	TIME	ON	LAPS	GAP	DIFF	MPH
1	55		1 Jack SCOTT	KTM - City Lifting / RS Racing	1:34.677	12	13			92.52
2	12		2 Edward RENDELL	KTM FTR - Banks Racing	1:34.777	12	12	0.100	0.100	92.42
3	1		3 Jake ARCHER	KTM - City Lifting / RS Racing	1:34.855	11	14	0.178	0.078	92.34
4	11		4 Dan JONES	KTM - SymCirrus Motorsport	1:35.332	13	14	0.655	0.477	91.88
5	64		5 Asher DURHAM	Mahindra - Microlise Cresswell Racing	1:35.532	11	12	0.855	0.200	91.69
6	8		6 Elliot LODGE	FTR - Spike Racing / SP125	1:35.726	14	14	1.049	0.194	91.50
7	14		7 Jack NIXON	KTM - Santander Salt	1:35.845	12	13	1.168	0.119	91.39
8	79		8 Storm STACEY	KTM - FPW Racing	1:35.908	14	14	1.231	0.063	91.33
9	7		9 Edmund BEST	KTM - SymCirrus Motorsport	1:36.296	14	14	1.619	0.388	90.96
10	15		10 Eugene McMANUS	KTM - RS Racing	1:36.956	9	13	2.279	0.660	90.34
11	97		11 Chris TAYLOR	Mahindra - Microlise Cresswell Racing	1:37.096	11	11	2.419	0.140	90.21
12	19	S	1 Scott OGDEN	Honda NSF - Wilson Racing	1:37.997	13	15	3.320	0.901	89.38
13	54		12 Sam BURMAN	KTM - TeamWNT / Burman Racing	1:38.046	11	13	3.369	0.049	89.34
14	30	S	2 Max COOK	Honda NSF - Wilson Racing	1:38.434	7	10	3.757	0.388	88.99
15	48		13 Sharni PINFOLD	KTM - RS Racing	1:38.528	13	14	3.851	0.094	88.90
16	72	S	3 Cameron HORSMAN	Honda NSF - Nova / FAB Racing	1:38.610	7	13	3.933	0.082	88.83
17	25	S	4 Thomas STRUDWICK	Honda NSF - Case Moto Rapido Moto3	1:38.895	12	12	4.218	0.285	88.57
18	69	S	5 Rhys IRWIN	Honda NSF - Motorcycling Ireland by Irwin Racing	1:39.520	11	13	4.843	0.625	88.02
19	56	S	6 Charlie ATKINS	Honda NSF - Wilson Racing	1:39.906	14	14	5.229	0.386	87.68
20	16	S	7 Harvey CLARIDGE	Honda NSF - Nova Racing / SP125	1:39.993	9	15	5.316	0.087	87.60
21	89	S	8 Taylor MORETON	Honda NSF - Lloyd & Jones Bowker Motorrad	1:40.546	13	13	5.869	0.553	87.12
22	39		14 Connor SELLORS	Mahindra - Microlise Cresswell Racing	1:40.583	13	13	5.906	0.037	87.09
23	95	S	9 Ross TURNER	Honda NSF - RedRat Racing	1:40.844	11	12	6.167	0.261	86.86
24	18	S	10 Jodie FIELDHOUSE	Honda NSF - Go PINK Racing	1:40.845	11	14	6.168	0.001	86.86
25	17	S	11 Franco BOURNE	Honda NSF - Franco Bourne Racing	1:41.078	8	15	6.401	0.233	86.66
26	50	S	12 Aditya BEHAL	Honda NSF - Microlise Cresswell Racing	1:41.688	14	14	7.011	0.610	86.14
27	66	S	13 Annabel THOMAS	Honda NSF - Four Anjels Racing	1:41.796	12	13	7.119	0.108	86.05
28	20	S	14 Jack HART	Honda NSF - Wilson Racing	1:41.809	14	14	7.132	0.013	86.04
29	13	S	15 Jacob CLARK	Honda NSF - Wilson Racing	1:42.199	13	14	7.522	0.390	85.71
30	57	S	16 Josh HIATT	Honda NSF - SorryMate.com	1:42.391	13	13	7.714	0.192	85.55
31	22		15 Ross MAGUIRE	Honda NSF - Banks Racing / MotoEngineering	1:42.466	13	14	7.789	0.075	85.49
32	21	S	17 Daniel BROOKS	Honda NSF - Daniel Brooks Racing	1:43.228	4	6	8.551	0.762	84.85
33	23	S	18 Osian JONES	Honda NSF - Wilson Racing	1:45.815	9	12	11.138	2.587	82.78

CLASS "" - QUALIFYING LAPTIME (110.0% of 1:34.677) = 1:44.144

CLASS "S" - QUALIFYING LAPTIME (110.0% of 1:37.997) = 1:47.796

Weather / Track : Cloudy / Dry

These results are provisional until the conclusion of any judicial and technical matters.

Brands Hatch GP

Circuit Length = 2.4332 miles

Start: 11:10 Flag 11:35 End: 11:37

Race Director :	Stewards :	Timekeeper :
-----------------	------------	--------------

Results can be found at www.britishsuperbike.com

Printed - 11:37 Friday, 12 October 2018

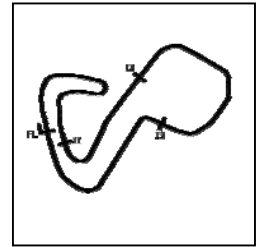


MCRCB BULLETIN TK020

2018 Bennetts British Superbike Championship - Round 12

2018 HEL Performance British Motostar Championship

FREE PRACTICE 1 - SECTOR ANALYSIS



SECTOR 1 = FL to I1, SECTOR 2 = I1 to I2 SECTOR 3 = I2 to I3, SECTOR 4 = I3 to FL, DIFF = Difference To Personal Best Lap, P = Crossed Finish Line in Pit Lane, D = Time Disallowed

P1 55		Jack SCOTT				KTM - City Lifting / RS Racing						
IDEAL LAP TIME : 1:34.508		BEST LAP TIME : 1:34.677				DIFFERENCE : 0.169						
LAP	SECTOR 1	SECTOR 2		SECTOR 3		SECTOR 4		LAP TIME	MPH	DIFF	TIME OF DAY	
1 -	OUTLAP	94.1	18.484	125.6	27.566	78.4	23.670	125.9	1:43.009	85.03	8.332	11:12:46.855
2 -	30.774	102.1	17.628	127.0	25.708	88.5	22.908	125.6	1:37.018	90.29	2.341	11:14:23.873
3 -	30.412	102.2	17.581	127.3	25.484	87.9	22.752	126.3	1:36.229	91.03	1.552	11:16:00.102
4 -	29.887	103.5	17.543	127.0	25.050	85.3	23.236	126.3	1:35.716	91.51	1.039	11:17:35.818
5 -	30.252	101.6	17.417	127.8	25.116	78.3	23.151	127.8	1:35.936	91.30	1.259	11:19:11.754
6 -	29.860	100.3	17.880	128.3	25.438	86.8	22.984	125.9	1:36.162	91.09	1.485	11:20:47.916
7 -	30.253	103.2	17.438	128.0	24.873	88.3	22.615	127.5	1:35.179 (3)	92.03	0.502	11:22:23.095
8 -	33.910	84.7					IN PIT		3:53.028 P	37.59	2:18.351	11:26:16.123
9 -	OUTLAP	63.1	30.227	87.8	27.400	81.3	26.313	86.7	2:02.751	71.36	28.074	11:28:18.874
10 -	41.996	49.8	27.865	102.7	26.491	85.0	23.142	125.6	1:59.494	73.30	24.817	11:30:18.368
11 -	30.142	102.7	17.426	127.0	25.256	88.7	22.741	126.3	1:35.565	91.66	0.888	11:31:53.933
12 -	29.708	103.4	17.337	126.3	25.041	90.9	22.591	125.9	1:34.677 (1)	92.52		11:33:28.610
13 -	29.826	101.6	17.432	126.6	24.917	90.1	22.590	126.1	1:34.765 (2)	92.43	0.088	11:35:03.375

P2 12		Edward RENDELL				KTM FTR - Banks Racing						
IDEAL LAP TIME : 1:34.252		BEST LAP TIME : 1:34.777				DIFFERENCE : 0.525						
LAP	SECTOR 1	SECTOR 2		SECTOR 3		SECTOR 4		LAP TIME	MPH	DIFF	TIME OF DAY	
1 -	OUTLAP	85.9	19.860	104.8	28.185	77.9	25.910	106.0	1:49.336	80.11	14.559	11:12:08.170
2 -	34.277	93.7	19.084	110.3	28.917	84.0	24.797	112.9	1:47.075	81.81	12.298	11:13:55.245
3 -	31.694	96.6	18.321	118.1	26.260	88.4	23.218	117.3	1:39.493	88.04	4.716	11:15:34.738
4 -	30.712	99.8	17.886	120.9	25.620	88.8	22.924	122.9	1:37.142	90.17	2.365	11:17:11.880
5 -	30.288	99.8	17.744	121.3	25.311	94.1	23.147	123.1	1:36.490	90.78	1.713	11:18:48.370
6 -	30.219	100.3	17.749	122.0	25.437	92.3	22.919	122.0	1:36.324	90.94	1.547	11:20:24.694
7 -	29.837	100.6	17.613	122.0	24.976	92.9	22.579	123.8	1:35.005 (3)	92.20	0.228	11:21:59.699
8 -	29.713	102.2	17.422	123.1	25.160	93.3	IN PIT		6:20.310 P	23.03	4:45.533	11:28:20.009
9 -	OUTLAP	98.8	17.836	121.5	26.117	89.9	IN PIT		1:59.255 P	73.45	24.478	11:30:19.264
10 -	OUTLAP	101.8	17.859	123.3	25.149	82.2	23.374	122.9	1:39.986	87.61	5.209	11:31:59.250
11 -	30.046	102.4	17.353	126.6	24.807	94.6	22.729	123.3	1:34.935 (2)	92.27	0.158	11:33:34.185
12 -	29.513	101.5	17.518	123.3	25.028	93.2	22.718	122.4	1:34.777 (1)	92.42		11:35:08.962

P3 1		Jake ARCHER				KTM - City Lifting / RS Racing						
IDEAL LAP TIME : 1:34.587		BEST LAP TIME : 1:34.855				DIFFERENCE : 0.268						
LAP	SECTOR 1	SECTOR 2		SECTOR 3		SECTOR 4		LAP TIME	MPH	DIFF	TIME OF DAY	
1 -	OUTLAP	89.7	19.370	126.6	27.103	80.3	24.084	125.4	1:45.273	83.21	10.418	11:11:59.657
2 -	31.244	100.4	17.866	128.5	25.764	86.9	23.474	128.3	1:38.348	89.06	3.493	11:13:38.005
3 -	31.642	98.3	17.732	128.5	25.767	87.1	23.063	126.8	1:38.204	89.20	3.349	11:15:16.209
4 -	30.288	103.8	17.484	127.3	25.563	85.2	22.894	127.3	1:36.229	91.03	1.374	11:16:52.438
5 -	30.053	104.2	17.367	127.5	25.589	88.0	IN PIT		3:58.018 P	36.80	2:23.163	11:20:50.456
6 -	OUTLAP	98.5	17.998	128.3	25.623	89.2	23.153	126.1	1:42.352	85.58	7.497	11:22:32.808
7 -	30.127	103.5	17.323	128.5	25.397	79.3	23.154	125.9	1:36.001	91.24	1.146	11:24:08.809
8 -	31.787	103.5	17.369	128.0	25.078	88.7	22.776	127.3	1:37.010	90.29	2.155	11:25:45.819
9 -	30.143	103.5	17.272	130.0	25.775	87.3	22.830	127.0	1:36.020	91.22	1.165	11:27:21.839
10 -	29.916	104.0	17.197	128.5	25.262	89.3	22.673	127.0	1:35.048 (2)	92.16	0.193	11:28:56.887
11 -	29.816	102.7	17.301	127.8	25.058	86.0	22.680	128.0	1:34.855 (1)	92.34		11:30:31.742
12 -	30.378	104.3	17.104	129.5	25.410	83.7	22.667	127.0	1:35.559	91.66	0.704	11:32:07.301
13 -	29.805	100.1	17.823	128.3	25.074	89.5	24.001	128.3	1:36.703	90.58	1.848	11:33:44.004
14 -	29.758	105.1	17.143	129.3	25.177	88.7	22.985	127.5	1:35.063 (3)	92.14	0.208	11:35:19.067

P4 11		Dan JONES				KTM - SymCircus Motorsport						
IDEAL LAP TIME : 1:35.292		BEST LAP TIME : 1:35.332				DIFFERENCE : 0.040						
LAP	SECTOR 1	SECTOR 2		SECTOR 3		SECTOR 4		LAP TIME	MPH	DIFF	TIME OF DAY	
1 -	OUTLAP	89.8	18.677	121.3	28.126	82.0	23.750	124.7	1:44.791	83.59	9.459	11:12:37.648
2 -	31.398	96.9	18.149	125.2	26.403	83.2	23.371	124.9	1:39.321	88.19	3.989	11:14:16.969
3 -	30.818	101.2	17.914	125.6	25.987	86.3	23.151	124.7	1:37.870	89.50	2.538	11:15:54.839
4 -	30.328	102.6	17.937	126.6	25.493	86.0	22.914	126.1	1:36.672	90.61	1.340	11:17:31.511
5 -	30.801	98.9	18.178	126.3	25.631	84.8	22.939	127.0	1:37.549	89.79	2.217	11:19:09.060
6 -	30.685	101.5	17.899	126.3	25.551	87.0	23.262	123.8	1:37.397	89.93	2.065	11:20:46.457

Brands Hatch GP
 Circuit Length = 2.4332 miles
 Start: 11:10 Flag 11:35 End: 11:37

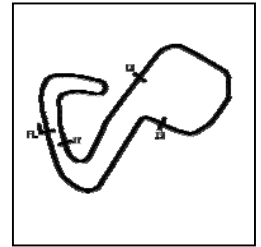
Weather / Track : Cloudy / Dry

MCRCB BULLETIN TK020

2018 Bennetts British Superbike Championship - Round 12

2018 HEL Performance British Motostar Championship

FREE PRACTICE 1 - SECTOR ANALYSIS



SECTOR 1 = FL to I1, SECTOR 2 = I1 to I2 SECTOR 3 = I2 to I3, SECTOR 4 = I3 to FL, DIFF = Difference To Personal Best Lap, P = Crossed Finish Line in Pit Lane, D = Time Disallowed

Lap	S1	S2	S3	S4	L1	L2	L3	L4	MPH	DIFF	Time
7 -	30.331	102.6	17.725	127.0	25.605	86.4	22.788	126.1	1:36.449	90.82	1.117 11:22:22.906
8 -	30.672	100.0	19.420	87.4	27.318	80.9	IN PIT		3:06.574 P	46.95	1:31.242 11:25:29.480
9 -	OUTLAP	81.0	18.463	126.3	25.734	88.4	23.104	125.2	1:44.037	84.19	8.705 11:27:13.517
10 -	30.228	102.4	17.637	126.3	25.423	87.7	22.836	124.9	1:36.124 (3)	91.13	0.792 11:28:49.641
11 -	31.857	99.1	18.689	105.0	26.085	81.5	23.095	126.1	1:39.726	87.83	4.394 11:30:29.367
12 -	30.578	101.9	19.346	85.4	26.222	88.1	22.700	127.0	1:38.846	88.62	3.514 11:32:08.213
13 -	30.168	105.6	17.438	129.8	25.098	88.6	22.628	126.1	1:35.332 (1)	91.88	11:33:43.545
14 -	30.555	104.0	17.472	129.0	25.058	86.1	22.823	127.5	1:35.908 (2)	91.33	0.576 11:35:19.453

P5 64		Asher DURHAM				Mahindra - Microlise Cresswell Racing						
IDEAL LAP TIME : 1:35.532		BEST LAP TIME : 1:35.532				DIFFERENCE : 0.000						
LAP	SECTOR 1	SECTOR 2	SECTOR 3	SECTOR 4	LAP TIME	MPH	DIFF	TIME OF DAY				
1 -	OUTLAP	88.1	19.537	101.6	29.518	80.3	23.977	124.0	1:50.235	79.46	14.703	11:12:24.508
2 -	32.055	91.9	18.398	127.8	26.803	82.5	23.807	124.2	1:41.063	86.67	5.531	11:14:05.571
3 -	35.465	91.9	23.084	84.8	35.764	66.5	IN PIT		5:45.663 P	25.34	4:10.131	11:19:51.234
4 -	OUTLAP	100.0	18.087	127.3	26.540	84.5	23.247	126.8	1:41.325	86.45	5.793	11:21:32.559
5 -	30.761	101.9	17.717	128.3	25.847	80.4	23.350	126.6	1:37.675	89.68	2.143	11:23:10.234
6 -	30.454	102.2	17.967	127.8	25.794	82.4	23.106	127.3	1:37.321 (3)	90.00	1.789	11:24:47.555
7 -	30.797	102.4	17.469	128.5	25.420	86.2	22.879	127.0	1:36.565 (2)	90.71	1.033	11:26:24.120
8 -	31.340	65.8	22.790	99.8	32.796	85.1	26.356	108.2	1:53.282	77.32	17.750	11:28:17.402
9 -	37.751	61.5	18.694	126.6	25.888	85.9	23.565	109.8	1:45.898	82.71	10.366	11:30:03.300
10 -	31.996	101.3	17.766	128.0	25.430	88.0	22.695	125.2	1:37.887	89.48	2.355	11:31:41.187
11 -	30.294	104.0	17.372	128.3	25.226	87.2	22.640	127.3	1:35.532 (1)	91.69		11:33:16.719
12 -	31.995	90.8	19.154	121.7	25.528	87.6	22.710	126.6	1:39.387	88.13	3.855	11:34:56.106

P6 8		Elliot LODGE				FTR - Spike Racing / SP125						
IDEAL LAP TIME : 1:35.726		BEST LAP TIME : 1:35.726				DIFFERENCE : 0.000						
LAP	SECTOR 1	SECTOR 2	SECTOR 3	SECTOR 4	LAP TIME	MPH	DIFF	TIME OF DAY				
1 -	OUTLAP	90.5	18.831	124.0	28.050	76.5	24.378	122.2	1:46.485	82.26	10.759	11:13:00.459
2 -	32.417	98.5	18.136	124.9	26.777	84.2	23.475	123.8	1:40.805	86.89	5.079	11:14:41.264
3 -	31.295	101.8	17.988	123.8	26.754	83.8	23.352	123.3	1:39.389	88.13	3.663	11:16:20.653
4 -	30.824	103.0	17.728	125.2	26.455	84.4	23.094	122.9	1:38.101	89.29	2.375	11:17:58.754
5 -	33.646	92.1	18.567	122.6	27.208	84.2	IN PIT		2:39.165 P	55.03	1:03.439	11:20:37.919
6 -	OUTLAP	100.3	17.984	124.9	26.004	88.5	23.316	123.5	1:40.421	87.23	4.695	11:22:18.340
7 -	30.789	101.9	17.639	126.1	25.837	83.6	23.333	125.2	1:37.598	89.75	1.872	11:23:55.938
8 -	31.587	90.4	19.591	117.1	26.721	84.5	23.470	124.2	1:41.369	86.41	5.643	11:25:37.307
9 -	31.264	97.9	17.859	126.6	25.668	85.9	22.981	124.9	1:37.772	89.59	2.046	11:27:15.079
10 -	30.621	102.9	17.479	125.9	25.682	85.7	22.964	124.2	1:36.746 (2)	90.54	1.020	11:28:51.825
11 -	30.431	103.0	17.417	125.9	25.717	84.5	24.573	125.2	1:38.138	89.26	2.412	11:30:29.963
12 -	30.603	102.7	17.866	124.7	26.079	85.1	23.222	124.9	1:37.770	89.59	2.044	11:32:07.733
13 -	30.462	102.4	17.784	128.8	26.194	88.4	22.972	125.2	1:37.412 (3)	89.92	1.686	11:33:45.145
14 -	30.238	103.2	17.354	127.8	25.415	88.5	22.719	126.3	1:35.726 (1)	91.50		11:35:20.871

P7 14		Jack NIXON				KTM - Santander Salt						
IDEAL LAP TIME : 1:35.788		BEST LAP TIME : 1:35.845				DIFFERENCE : 0.057						
LAP	SECTOR 1	SECTOR 2	SECTOR 3	SECTOR 4	LAP TIME	MPH	DIFF	TIME OF DAY				
1 -	OUTLAP	87.6	19.145	126.6	28.852	78.3	24.311	126.8	1:48.885	80.45	13.040	11:12:26.034
2 -	31.799	91.1	18.298	131.0	26.794	78.8	23.516	128.5	1:40.407	87.24	4.562	11:14:06.441
3 -	32.342	89.1	18.691	127.8	26.648	76.6	23.494	127.5	1:41.175	86.58	5.330	11:15:47.616
4 -	31.017	92.8	17.892	130.5	26.237	82.0	23.064	128.3	1:38.210	89.19	2.365	11:17:25.826
5 -	31.528	96.5	18.003	130.0	26.319	83.0	23.442	130.3	1:39.292	88.22	3.447	11:19:05.118
6 -	30.781	100.9	17.578	130.0	26.017	83.1	23.014	127.5	1:37.390	89.94	1.545	11:20:42.508
7 -	30.523	98.1	17.673	131.5	25.803	84.8	23.145	128.3	1:37.144	90.17	1.299	11:22:19.652
8 -	31.985	89.3	19.446	118.3	28.200	79.7	IN PIT		4:41.714 P	31.09	3:05.869	11:27:01.366
9 -	OUTLAP	94.5	17.940	129.0	26.074	82.0	23.193	127.0	1:40.617	87.06	4.772	11:28:41.983
10 -	31.454	99.4	17.504	130.8	25.834	81.2	23.309	126.8	1:38.101	89.29	2.256	11:30:20.084
11 -	30.386	99.7	17.474	130.3	25.363	86.0	22.694	129.3	1:35.917 (2)	91.32	0.072	11:31:56.001
12 -	30.260	102.7	17.504	130.5	25.390	85.8	22.691	128.8	1:35.845 (1)	91.39		11:33:31.846
13 -	30.324	100.4	17.596	130.5	25.428	82.9	22.758	128.3	1:36.106 (3)	91.14	0.261	11:35:07.952

Weather / Track : Cloudy / Dry

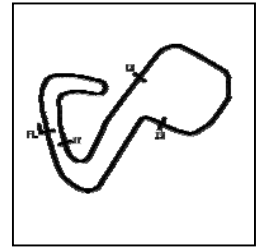
Brands Hatch GP
Circuit Length = 2.4332 miles
Start: 11:10 Flag 11:35 End: 11:37

MCRCB BULLETIN TK020

2018 Bennetts British Superbike Championship - Round 12

2018 HEL Performance British Motostar Championship

FREE PRACTICE 1 - SECTOR ANALYSIS



SECTOR 1 = FL to I1, SECTOR 2 = I1 to I2 SECTOR 3 = I2 to I3, SECTOR 4 = I3 to FL, DIFF = Difference To Personal Best Lap, P = Crossed Finish Line in Pit Lane, D = Time Disallowed

P8 79		Storm STACEY				KTM - FPW Racing						
IDEAL LAP TIME : 1:35.908		BEST LAP TIME : 1:35.908				DIFFERENCE : 0.000						
LAP	SECTOR 1	SECTOR 2		SECTOR 3		SECTOR 4		LAP TIME	MPH	DIFF	TIME OF DAY	
1 -	OUTLAP	82.4	20.486	124.0	28.735	77.6	24.471	125.6	1:54.334	76.61	18.426	11:12:25.423
2 -	32.273	100.1	18.280	130.0	26.666	80.9	23.684	127.3	1:40.903	86.81	4.995	11:14:06.326
3 -	32.309	95.4	19.180	124.7	26.685	81.7	23.448	127.5	1:41.622	86.20	5.714	11:15:47.948
4 -	31.235	102.1	17.892	131.0	26.093	83.6	23.066	128.3	1:38.286	89.12	2.378	11:17:26.234
5 -	31.709	87.1					IN PIT		2:12.272	P	36.364	11:19:38.506
6 -	OUTLAP	99.4	18.362	128.3	26.563	84.5	23.416	127.0	1:43.001	85.04	7.093	11:21:21.507
7 -	30.937	102.6	17.834	128.8	26.390	83.6	23.233	127.0	1:38.394	89.02	2.486	11:22:59.901
8 -	31.041	102.9	17.644	129.3	25.846	85.7	23.202	127.0	1:37.733	89.63	1.825	11:24:37.634
9 -	33.035	79.4					IN PIT		3:13.608	P	1:37.700	11:27:51.242
10 -	OUTLAP	95.3	19.000	126.3	26.355	86.8	22.969	128.8	1:42.470	85.48	6.562	11:29:33.712
11 -	30.514	103.4	17.468	125.6	25.918	85.3	22.868	129.3	1:36.768	(2)	0.860	11:31:10.480
12 -	30.516	104.6	17.529	129.0	25.967	86.5	22.911	126.1	1:36.923	(3)	1.015	11:32:47.403
13 -	31.367	101.8	17.569	130.8	25.610	87.1	22.840	128.8	1:37.386	89.94	1.478	11:34:24.789
14 -	30.287	105.1	17.401	130.5	25.551	88.4	22.669	128.8	1:35.908	(1)	91.33	11:36:00.697

P9 7		Edmund BEST				KTM - SymCirrus Motorsport							
IDEAL LAP TIME : 1:36.296		BEST LAP TIME : 1:36.296				DIFFERENCE : 0.000							
LAP	SECTOR 1	SECTOR 2		SECTOR 3		SECTOR 4		LAP TIME	MPH	DIFF	TIME OF DAY		
1 -	OUTLAP	92.0	18.549	122.2	27.890	78.6	23.946	124.0	1:44.404	83.90	8.108	11:12:37.992	
2 -	31.472	99.5	18.098	125.9	26.401	84.7	23.420	124.9	1:39.391	88.13	3.095	11:14:17.383	
3 -	31.611	97.9	18.709	125.4	26.251	88.7	23.394	123.8	1:39.965	87.62	3.669	11:15:57.348	
4 -	30.634	101.8	17.752	125.6	26.149	91.6	23.321	122.9	1:37.856	89.51	1.560	11:17:35.204	
5 -	30.946	98.9	17.733	127.5	25.710	88.5	23.295	125.2	1:37.684	89.67	1.388	11:19:12.888	
6 -	30.492	100.1	17.855	126.6	26.262	89.4	23.174	124.7	1:37.783	89.58	1.487	11:20:50.671	
7 -	30.549	100.4	17.805	125.6	25.710	89.3	23.189	124.0	1:37.253	90.07	0.957	11:22:27.924	
8 -	30.514	100.7	17.991	125.4	25.813	89.9	IN PIT		3:48.903	P	38.26	2:12.607	11:26:16.827
9 -	OUTLAP	99.7	17.907	124.0	26.117	89.7	23.197	123.5	1:39.128	88.36	2.832	11:27:55.955	
10 -	30.500	101.2	17.774	125.6	26.015	89.7	23.094	124.2	1:37.383	89.95	1.087	11:29:33.338	
11 -	30.554	101.6	17.719	124.7	25.763	90.8	23.049	124.7	1:37.085	(3)	0.789	11:31:10.423	
12 -	30.739	102.4	17.687	125.9	25.782	85.3	23.010	124.0	1:37.218	90.10	0.922	11:32:47.641	
13 -	30.615	100.3	17.606	125.2	25.551	91.9	23.025	124.2	1:36.797	(2)	0.501	11:34:24.438	
14 -	30.272	101.6	17.590	124.2	25.482	90.4	22.952	123.8	1:36.296	(1)	90.96	11:36:00.734	

P10 15		Eugene McMANUS				KTM - RS Racing							
IDEAL LAP TIME : 1:35.844		BEST LAP TIME : 1:36.956				DIFFERENCE : 1.112							
LAP	SECTOR 1	SECTOR 2		SECTOR 3		SECTOR 4		LAP TIME	MPH	DIFF	TIME OF DAY		
1 -	OUTLAP	81.6	20.152	116.9	29.435	76.6	24.899	126.6	1:50.857	79.01	13.901	11:12:26.616	
2 -	32.094	100.4	17.794	131.8	27.023	82.9	23.381	128.8	1:40.292	87.34	3.336	11:14:06.908	
3 -	33.881	79.1	20.466	126.6	27.800	81.8	23.672	126.3	1:45.819	82.78	8.863	11:15:52.727	
4 -	31.063	101.6	17.553	130.5	26.338	85.5	23.404	126.3	1:38.358	89.06	1.402	11:17:31.085	
5 -	31.659	97.6	17.897	130.0	26.054	86.4	22.971	130.5	1:38.581	88.85	1.625	11:19:09.666	
6 -	31.448	101.9	17.630	130.5	26.587	81.7	23.413	127.3	1:39.078	88.41	2.122	11:20:48.744	
7 -	32.655	90.6	17.893	130.3	27.436	80.9	IN PIT		4:47.047	P	30.51	3:10.091	11:25:35.791
8 -	OUTLAP	98.3	17.792	130.3	25.995	84.7	23.247	127.8	1:41.413	86.37	4.457	11:27:17.204	
9 -	30.748	101.5	17.392	131.0	25.705	87.4	23.111	126.3	1:36.956	(1)	90.34	11:28:54.160	
10 -	31.547	95.8	17.575	129.8	25.511	84.9	22.858	129.3	1:37.491	(3)	0.535	11:30:31.651	
11 -	30.601	100.7	18.041	130.8	25.654	81.2	23.148	128.0	1:37.444	(2)	0.488	11:32:09.095	
12 -	30.240	104.8	18.029	132.1	26.108	83.1	23.327	128.0	1:37.704	89.65	0.748	11:33:46.799	
13 -	30.638	101.3	17.576	130.5	25.354	89.5	26.919	127.0	1:40.487	87.17	3.531	11:35:27.286	

P11 97		Chris TAYLOR				Mahindra - Microlise Cresswell Racing							
IDEAL LAP TIME : 1:37.079		BEST LAP TIME : 1:37.096				DIFFERENCE : 0.017							
LAP	SECTOR 1	SECTOR 2		SECTOR 3		SECTOR 4		LAP TIME	MPH	DIFF	TIME OF DAY		
1 -	OUTLAP	89.9	19.338	102.7	33.972	73.3	IN PIT		3:05.296	P	47.27	1:28.200	11:13:39.745
2 -	OUTLAP	97.2	18.297	120.9	26.952	82.2	23.830	121.3	1:42.042	85.84	4.946	11:15:21.787	
3 -	31.485	90.8	18.478	121.1	27.551	76.6	IN PIT		4:41.691	P	31.09	3:04.595	11:20:03.478
4 -	OUTLAP	96.8	18.223	120.2	26.816	80.2	24.034	122.2	1:42.211	85.70	5.115	11:21:45.689	

Weather / Track : Cloudy / Dry

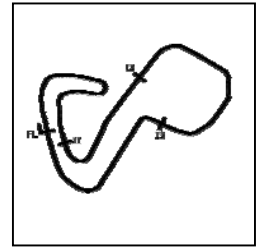
Brands Hatch GP
Circuit Length = 2.4332 miles
Start: 11:10 Flag 11:35 End: 11:37

MCRCB BULLETIN TK020

2018 Bennetts British Superbike Championship - Round 12

2018 HEL Performance British Motostar Championship

FREE PRACTICE 1 - SECTOR ANALYSIS



SECTOR 1 = FL to I1, SECTOR 2 = I1 to I2 SECTOR 3 = I2 to I3, SECTOR 4 = I3 to FL, DIFF = Difference To Personal Best Lap, P = Crossed Finish Line in Pit Lane, D = Time Disallowed

5 -	31.188	99.2	17.784	122.6	26.405	81.5	23.636	123.1	1:39.013	88.47	1.917	11:23:24.702
6 -	31.960	98.3	17.870	121.3	26.265	84.4	23.506	123.3	1:39.601	87.94	2.505	11:25:04.303
7 -	31.373	99.1	17.882	122.6	26.467	79.1	23.769	123.5	1:39.491	88.04	2.395	11:26:43.794
8 -	31.151	100.3	17.721	121.7	25.912	84.6	23.395	121.1	1:38.179 (3)	89.22	1.083	11:28:21.973
9 -	31.403	98.1	18.299	119.6	27.645	81.5	23.839	119.8	1:41.186	86.57	4.090	11:30:03.159
10 -	31.394	101.0	17.570	122.6	25.675	87.1	23.347	120.2	1:37.986 (2)	89.39	0.890	11:31:41.145
11 -	30.627	102.1	17.587	123.5	25.672	87.0	23.210	119.4	1:37.096 (1)	90.21		11:33:18.241

P12	19 S	Scott OGDEN						Honda NSF - Wilson Racing				
IDEAL LAP TIME : 1:37.854			BEST LAP TIME : 1:37.997			DIFFERENCE : 0.143						
LAP	SECTOR 1	SECTOR 2		SECTOR 3		SECTOR 4		LAP TIME	MPH	DIFF	TIME OF DAY	
1 -	OUTLAP	83.2	20.118	115.3	29.405	73.0	25.883	116.3	1:52.366	77.95	14.369	11:11:53.992
2 -	33.017	92.1	18.969	117.5	26.936	78.1	24.444	117.5	1:43.366	84.74	5.369	11:13:37.358
3 -	31.989	94.3	18.612	120.4	26.837	80.0	24.072	118.3	1:41.510	86.29	3.513	11:15:18.868
4 -	31.723	95.7	18.609	117.7	26.502	82.3	23.882	119.1	1:40.716	86.97	2.719	11:16:59.584
5 -	31.739	96.4	18.569	116.5	26.378	85.8	24.045	117.5	1:40.731	86.96	2.734	11:18:40.315
6 -	31.230	96.6	18.617	117.3	26.278	86.3	23.803	117.9	1:39.928	87.66	1.931	11:20:20.243
7 -	31.168	96.6	18.510	117.5	26.129	88.1	23.785	117.9	1:39.592	87.95	1.595	11:21:59.835
8 -	30.911	97.3	18.296	119.1	26.122	79.9	24.125	117.7	1:39.454	88.07	1.457	11:23:39.289
9 -	31.097	95.8	18.436	119.6	26.054	87.4	23.758	118.3	1:39.345	88.17	1.348	11:25:18.634
10 -	31.261	96.8	18.297	118.3	26.105	86.2	23.653	119.1	1:39.316 (2)	88.20	1.319	11:26:57.950
11 -	31.163	96.2	18.416	118.9	27.316	76.4	23.902	116.9	1:40.797	86.90	2.800	11:28:38.747
12 -	32.853	90.3	18.750	117.5	26.678	79.1	24.927	117.3	1:43.208	84.87	5.211	11:30:21.955
13 -	30.767	97.9	18.160	121.1	25.661	85.8	23.409	120.9	1:37.997 (1)	89.38		11:31:59.952
14 -	31.059	97.2	18.157	120.6	25.923	76.9	25.080	117.9	1:40.219	87.40	2.222	11:33:40.171
15 -	30.627	98.2	18.316	120.0	26.188	76.7	24.195	119.1	1:39.326 (3)	88.19	1.329	11:35:19.497

P13	54	Sam BURMAN						KTM - TeamWNT / Burman Racing				
IDEAL LAP TIME : 1:37.578			BEST LAP TIME : 1:38.046			DIFFERENCE : 0.468						
LAP	SECTOR 1	SECTOR 2		SECTOR 3		SECTOR 4		LAP TIME	MPH	DIFF	TIME OF DAY	
1 -	32.597	97.9	18.612	123.8	28.163	81.0	24.218	124.7	1:43.590	84.56	5.544	11:13:36.830
2 -	32.221	98.3	18.274	125.9	27.312	84.0	23.814	125.2	1:41.621	86.20	3.575	11:15:18.451
3 -	31.777	99.7	18.087	125.4	27.116	87.3	23.737	124.7	1:40.717	86.97	2.671	11:16:59.168
4 -	32.416	96.1	18.481	117.7	27.506	84.5	IN PIT		3:39.425 P	39.92	2:01.379	11:20:38.593
5 -	OUTLAP	98.1	18.280	125.2	26.680	86.5	23.301	126.6	1:42.052	85.83	4.006	11:22:20.645
6 -	31.228	98.9	18.490	126.1	26.595	87.4	23.416	124.9	1:39.729	87.83	1.683	11:24:00.374
7 -	31.123	101.6	17.928	127.3	26.431	86.9	23.413	125.6	1:38.895	88.57	0.849	11:25:39.269
8 -	31.155	98.6	18.028	128.3	26.101	89.1	23.180	127.3	1:38.464	88.96	0.418	11:27:17.733
9 -	30.728	102.4	17.672	128.5	26.334	90.3	23.319	125.2	1:38.053 (2)	89.33	0.007	11:28:55.786
10 -	30.956	97.2	18.040	127.8	26.267	87.2	23.257	127.0	1:38.520	88.91	0.474	11:30:34.306
11 -	31.027	102.9	17.591	127.5	26.260	87.4	23.168	125.2	1:38.046 (1)	89.34		11:32:12.352
12 -	30.870	103.8	17.581	127.8	27.253	82.4	23.501	125.4	1:39.205	88.30	1.159	11:33:51.557
13 -	30.887	102.2	17.728	127.8	26.122	86.3	23.711	123.1	1:38.448 (3)	88.97	0.402	11:35:30.005

P14	30 S	Max COOK						Honda NSF - Wilson Racing				
IDEAL LAP TIME : 1:38.289			BEST LAP TIME : 1:38.434			DIFFERENCE : 0.145						
LAP	SECTOR 1	SECTOR 2		SECTOR 3		SECTOR 4		LAP TIME	MPH	DIFF	TIME OF DAY	
1 -	OUTLAP	84.8	20.461	117.3	29.158	77.7	IN PIT		2:47.121 P	52.41	1:08.687	11:12:57.908
2 -	OUTLAP	92.1	19.104	118.5	27.554	80.6	24.183	118.3	1:45.097	83.35	6.663	11:14:43.005
3 -	31.988	96.9	18.499	118.5	26.844	83.6	23.850	118.3	1:41.181	86.57	2.747	11:16:24.186
4 -	31.555	96.8	18.398	118.9	26.425	86.3	23.576	117.9	1:39.954	87.63	1.520	11:18:04.140
5 -	31.457	95.8	18.369	119.1	26.236	86.4	23.572	119.4	1:39.634 (3)	87.92	1.200	11:19:43.774
6 -	30.874	97.5	18.201	120.9	26.188	87.7	23.414	119.8	1:38.677 (2)	88.77	0.243	11:21:22.451
7 -	30.939	96.8	18.065	118.9	26.073	87.8	23.357	118.9	1:38.434 (1)	88.99		11:23:00.885
8 -	30.941	96.8	18.114	119.1	26.283	83.4	IN PIT		2:48.068 P	52.12	1:09.634	11:25:48.953
9 -	OUTLAP	95.4	18.264	118.5	26.089	89.5	23.565	119.1	1:43.956	84.26	5.522	11:27:32.909
10 -	30.794	97.1	18.124	118.9	28.725	74.3	IN PIT		2:59.183 P	48.88	1:20.749	11:30:32.092

Weather / Track : Cloudy / Dry

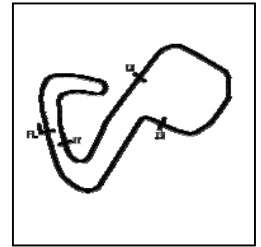
Brands Hatch GP
Circuit Length = 2.4332 miles
Start: 11:10 Flag 11:35 End: 11:37

MCRCB BULLETIN TK020

2018 Bennetts British Superbike Championship - Round 12

2018 HEL Performance British Motostar Championship

FREE PRACTICE 1 - SECTOR ANALYSIS



SECTOR 1 = FL to I1, SECTOR 2 = I1 to I2 SECTOR 3 = I2 to I3, SECTOR 4 = I3 to FL, DIFF = Difference To Personal Best Lap, P = Crossed Finish Line in Pit Lane, D = Time Disallowed

P15 48		Sharni PINFOLD				KTM - RS Racing						
IDEAL LAP TIME : 1:38.273		BEST LAP TIME : 1:38.528				DIFFERENCE : 0.255						
LAP	SECTOR 1	SECTOR 2		SECTOR 3		SECTOR 4		LAP TIME	MPH	DIFF	TIME OF DAY	
1 -	OUTLAP	90.8	19.723	102.9	30.528	72.6	25.557	116.7	1:52.723	77.71	14.195	11:12:05.756
2 -	34.139	91.3	18.793	123.8	28.335	74.3	24.674	123.3	1:45.941	82.68	7.413	11:13:51.697
3 -	31.912	93.4	18.712	123.1	27.566	81.6	23.818	124.9	1:42.008	85.87	3.480	11:15:33.705
4 -	31.752	95.4	18.126	123.5	26.825	82.9	23.747	124.5	1:40.450	87.20	1.922	11:17:14.155
5 -	32.133	98.5	18.087	124.7	27.155	86.3	23.831	124.9	1:41.206	86.55	2.678	11:18:55.361
6 -	31.791	97.6	18.176	122.6	27.272	82.7	23.818	124.2	1:41.057	86.68	2.529	11:20:36.418
7 -	31.687	96.8	17.878	124.2	26.983	83.7	23.785	124.2	1:40.333	87.30	1.805	11:22:16.751
8 -	31.131	97.1	17.864	125.2	26.375	86.1	23.576	124.2	1:38.946 (2)	88.53	0.418	11:23:55.697
9 -	31.469	98.8	17.971	122.2	26.336	85.9	23.546	123.8	1:39.322 (3)	88.19	0.794	11:25:35.019
10 -	32.687	81.8					IN PIT		3:03.240 P	47.80	1:24.712	11:28:38.259
11 -	OUTLAP	92.1	18.167	118.1	26.852	83.1	23.663	123.8	1:41.872	85.98	3.344	11:30:20.131
12 -	31.165	99.1	17.880	125.6	26.583	82.3	23.791	126.1	1:39.419	88.11	0.891	11:31:59.550
13 -	31.281	99.5	17.656	125.4	26.441	84.4	23.150	126.1	1:38.528 (1)	88.90		11:33:38.078
14 -	32.040	99.2	17.811	118.9	26.965	86.7	23.313	124.7	1:40.129	87.48	1.601	11:35:18.207

P16 72 S		Cameron HORSMAN				Honda NSF - Nova / FAB Racing						
IDEAL LAP TIME : 1:38.180		BEST LAP TIME : 1:38.610				DIFFERENCE : 0.430						
LAP	SECTOR 1	SECTOR 2		SECTOR 3		SECTOR 4		LAP TIME	MPH	DIFF	TIME OF DAY	
1 -	OUTLAP	88.8	19.489	118.9	28.493	78.8	24.604	116.9	1:48.899	80.44	10.289	11:11:52.224
2 -	31.742	93.7	18.509	117.5	26.618	85.1	23.893	117.9	1:40.762	86.93	2.152	11:13:32.986
3 -	31.268	96.0	18.294	118.1	26.481	86.2	23.760	117.1	1:39.803	87.77	1.193	11:15:12.789
4 -	31.313	96.8	18.485	117.7	26.552	80.7	IN PIT		3:18.373 P	44.15	1:39.763	11:18:31.162
5 -	OUTLAP	95.5	18.371	118.1	26.403	83.7	24.058	117.1	1:41.277	86.49	2.667	11:20:12.439
6 -	31.225	95.1	18.188	117.5	26.156	88.1	23.584	117.5	1:39.153	88.34	0.543	11:21:51.592
7 -	30.802	96.8	18.220	118.1	25.998	87.1	23.590	119.4	1:38.610 (1)	88.83		11:23:30.202
8 -	31.385	94.1	18.690	117.1	26.611	78.4	IN PIT		3:25.705 P	42.58	1:47.095	11:26:55.907
9 -	OUTLAP	95.4	18.451	119.6	26.524	79.6	24.294	115.1	1:44.014	84.21	5.404	11:28:39.921
10 -	32.009	95.5	18.379	121.3	26.255	83.5	23.942	119.1	1:40.585	87.08	1.975	11:30:20.506
11 -	31.139	97.5	18.176	120.0	25.858	89.8	23.613	116.7	1:38.786 (3)	88.67	0.176	11:31:59.292
12 -	30.870	98.3	18.131	118.3	25.761	83.5	23.959	120.2	1:38.721 (2)	88.73	0.111	11:33:38.013
13 -	30.989	97.8	18.391	117.7	26.021	87.4	23.486	117.1	1:38.887	88.58	0.277	11:35:16.900

P17 25 S		Thomas STRUDWICK				Honda NSF - Case Moto Rapido Moto3						
IDEAL LAP TIME : 1:38.895		BEST LAP TIME : 1:38.895				DIFFERENCE : 0.000						
LAP	SECTOR 1	SECTOR 2		SECTOR 3		SECTOR 4		LAP TIME	MPH	DIFF	TIME OF DAY	
1 -	OUTLAP	89.2	19.717	121.1	29.429	76.3	25.486	119.6	1:50.453	79.30	11.558	11:12:03.778
2 -	32.661	96.2	18.582	121.7	27.513	82.6	24.303	119.6	1:43.059	84.99	4.164	11:13:46.837
3 -	31.839	97.3	18.398	119.6	27.688	85.3	24.016	120.0	1:41.941	85.93	3.046	11:15:28.778
4 -	31.470	97.6	18.420	119.1	27.324	84.9	24.356	118.1	1:41.570	86.24	2.675	11:17:10.348
5 -	32.003	95.7	18.331	120.2	27.193	84.5	23.854	119.8	1:41.381	86.40	2.486	11:18:51.729
6 -	32.283	90.1					IN PIT		7:37.373 P	19.15	5:58.478	11:26:29.102
7 -	OUTLAP	95.1	18.617	118.3	27.226	86.3	24.089	118.7	1:44.434	83.87	5.539	11:28:13.536
8 -	31.513	97.5	18.172	119.6	26.990	85.4	23.802	118.9	1:40.477	87.18	1.582	11:29:54.013
9 -	31.312	97.6	18.190	118.9	26.713	89.5	23.647	118.7	1:39.862 (3)	87.71	0.967	11:31:33.875
10 -	31.384	97.6	18.258	117.9	26.653	88.7	23.646	118.5	1:39.941	87.65	1.046	11:33:13.816
11 -	31.366	96.4	18.159	118.9	26.409	89.0	23.713	119.1	1:39.647 (2)	87.90	0.752	11:34:53.463
12 -	31.112	98.6	18.082	118.5	26.145	89.9	23.556	118.5	1:38.895 (1)	88.57		11:36:32.358

P18 69 S		Rhys IRWIN				Honda NSF - Motorcycling Ireland by Irwin Racing						
IDEAL LAP TIME : 1:39.268		BEST LAP TIME : 1:39.520				DIFFERENCE : 0.252						
LAP	SECTOR 1	SECTOR 2		SECTOR 3		SECTOR 4		LAP TIME	MPH	DIFF	TIME OF DAY	
1 -	OUTLAP	86.4				73.5	25.468	116.7	1:51.269	78.72	11.749	11:13:05.033
2 -	33.240	91.0	18.869	118.9	27.709	77.5	24.672	118.5	1:44.490	83.83	4.970	11:14:49.523
3 -	35.449	73.7					IN PIT		2:19.808 P	62.65	40.288	11:17:09.331
4 -	OUTLAP	88.1	18.830	120.6	27.547	79.7	24.570	118.1	1:48.248	80.92	8.728	11:18:57.579
5 -	32.496	88.5	19.065	118.5	27.345	79.7	24.503	118.5	1:43.409	84.71	3.889	11:20:40.988
6 -	31.690	94.7	18.662	122.4	26.608	81.8	23.959	119.4	1:40.919	86.80	1.399	11:22:21.907

Weather / Track : Cloudy / Dry

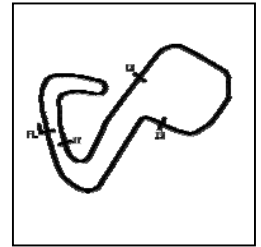
Brands Hatch GP
Circuit Length = 2.4332 miles
Start: 11:10 Flag 11:35 End: 11:37

MCRCB BULLETIN TK020

2018 Bennetts British Superbike Championship - Round 12

2018 HEL Performance British Motostar Championship

FREE PRACTICE 1 - SECTOR ANALYSIS



SECTOR 1 = FL to I1, SECTOR 2 = I1 to I2 SECTOR 3 = I2 to I3, SECTOR 4 = I3 to FL, DIFF = Difference To Personal Best Lap, P = Crossed Finish Line in Pit Lane, D = Time Disallowed

7 -	31.424	92.1	18.537	122.2	26.790	79.9	24.221	118.1	1:40.972	86.75	1.452	11:24:02.879
8 -	31.712	94.2	18.431	119.8	26.102	84.6	23.910	119.6	1:40.155 (2)	87.46	0.635	11:25:43.034
9 -	31.261	96.1	18.216	122.4	26.937	78.3	24.020	122.2	1:40.434 (3)	87.21	0.914	11:27:23.468
10 -	31.637	91.3	18.662	120.0	26.345	83.4	24.160	120.0	1:40.804	86.89	1.284	11:29:04.272
11 -	31.166	97.5	18.280	119.1	26.290	83.6	23.784	120.0	1:39.520 (1)	88.02		11:30:43.792
12 -	31.755	87.8	20.228	93.4	27.966	78.7		IN PIT	2:24.133 P	60.77	44.613	11:33:07.925
13 -	OUTLAP	92.1	18.746	119.8	27.023	87.0	24.389	120.4	1:43.556	84.59	4.036	11:34:51.481

P19	56 S	Charlie ATKINS						Honda NSF - Wilson Racing				
IDEAL LAP TIME : 1:39.667		BEST LAP TIME : 1:39.906				DIFFERENCE : 0.239						
LAP	SECTOR 1	SECTOR 2		SECTOR 3		SECTOR 4		LAP TIME	MPH	DIFF	TIME OF DAY	
1 -	OUTLAP	84.7	20.091	116.7	28.057	79.4	24.715	117.7	1:49.277	80.16	9.371	11:11:54.727
2 -	32.465	90.9	19.388	118.7	26.853	77.5	24.150	119.8	1:42.856	85.16	2.950	11:13:37.583
3 -	32.207	91.9	18.975	120.0	26.809	80.8	24.043	119.1	1:42.034	85.85	2.128	11:15:19.617
4 -	31.748	95.0	18.703	119.1	26.654	78.1	23.747	119.6	1:40.852 (3)	86.85	0.946	11:17:00.469
5 -	31.653	95.0	18.646	118.5	26.870	83.1	24.305	118.7	1:41.474	86.32	1.568	11:18:41.943
6 -	31.759	95.4	18.583	118.5	27.402	66.9		IN PIT	3:00.071 P	48.64	1:20.165	11:21:42.014
7 -	OUTLAP	78.5	22.550	89.3	27.449	81.2	24.103	118.7	1:58.392	73.99	18.486	11:23:40.406
8 -	31.603	96.2	18.538	119.1	32.738	62.8	27.594	117.3	1:50.473	79.29	10.567	11:25:30.879
9 -	31.895	95.5	18.654	118.3	26.645	82.4	23.953	117.5	1:41.147	86.60	1.241	11:27:12.026
10 -	32.480	96.2	19.243	102.7	32.841	65.5	28.234	118.5	1:52.798	77.65	12.892	11:29:04.824
11 -	31.393	97.1	18.586	117.9	26.389	83.0	23.871	118.3	1:40.239 (2)	87.38	0.333	11:30:45.063
12 -	31.392	96.4	18.962	117.1	30.720	69.5	27.427	118.1	1:48.501	80.73	8.595	11:32:33.564
13 -	31.461	95.1	21.229	84.2	33.771	73.3	25.926	118.5	1:52.387	77.94	12.481	11:34:25.951
14 -	31.172	96.1	18.599	117.9	26.210	81.6	23.925	116.9	1:39.906 (1)	87.68		11:36:05.857

P20	16 S	Harvey CLARIDGE						Honda NSF - Nova Racing / SP125				
IDEAL LAP TIME : 1:39.559		BEST LAP TIME : 1:39.993				DIFFERENCE : 0.434						
LAP	SECTOR 1	SECTOR 2		SECTOR 3		SECTOR 4		LAP TIME	MPH	DIFF	TIME OF DAY	
1 -	OUTLAP	88.4	19.871	118.3	28.181	75.8	24.988	117.9	1:50.243	79.45	10.250	11:11:55.404
2 -	32.442	93.8	18.977	120.0	26.898	80.1	24.035	121.5	1:42.352	85.58	2.359	11:13:37.756
3 -	32.439	94.5	18.613	122.2	27.119	82.6	23.892	120.4	1:42.063	85.82	2.070	11:15:19.819
4 -	31.807	96.2	18.660	119.1	26.617	78.5	24.041	119.1	1:41.125	86.62	1.132	11:17:00.944
5 -	31.630	96.8	18.431	118.9	26.931	81.9		IN PIT	1:59.915 P	73.05	19.922	11:19:00.859
6 -	OUTLAP	94.5	18.654	117.1	27.010	87.2	24.082	117.1	1:41.974	85.90	1.981	11:20:42.833
7 -	31.436	95.7	18.459	118.1	26.541	84.7	23.846	119.4	1:40.282 (3)	87.35	0.289	11:22:23.115
8 -	31.368	95.4	18.372	118.9	26.568	81.2	24.172	117.5	1:40.480	87.17	0.487	11:24:03.595
9 -	31.521	95.5	18.454	117.5	26.145	89.0	23.873	118.5	1:39.993 (1)	87.60		11:25:43.588
10 -	31.509	95.0	18.459	119.1	26.418	85.9	23.809	120.0	1:40.195 (2)	87.42	0.202	11:27:23.783
11 -	31.843	96.0	18.819	119.1	26.482	78.6	24.732	118.3	1:41.876	85.98	1.883	11:29:05.659
12 -	31.678	97.1	18.237	119.8	26.530	81.4	24.280	118.7	1:40.725	86.96	0.732	11:30:46.384
13 -	31.775	96.5	18.393	116.9	27.422	79.9	24.337	117.3	1:41.927	85.94	1.934	11:32:28.311
14 -	31.704	94.3	18.343	118.3	26.535	82.4	24.491	116.9	1:41.073	86.66	1.080	11:34:09.384
15 -	31.894	93.3	19.011	114.5	27.998	80.0	25.055	114.9	1:43.958	84.26	3.965	11:35:53.342

P21	89 S	Taylor MORETON						Honda NSF - Lloyd & Jones Bowker Motorrad				
IDEAL LAP TIME : 1:40.062		BEST LAP TIME : 1:40.546				DIFFERENCE : 0.484						
LAP	SECTOR 1	SECTOR 2		SECTOR 3		SECTOR 4		LAP TIME	MPH	DIFF	TIME OF DAY	
1 -	OUTLAP	84.9	20.718	113.3	30.477	71.0	26.305	115.9	1:54.768	76.32	14.222	11:12:57.082
2 -	34.404	91.4	19.529	116.7	28.272	76.6	25.062	117.5	1:47.267	81.66	6.721	11:14:44.349
3 -	33.162	95.1	19.297	117.3	28.185	80.3	24.844	117.1	1:45.488	83.04	4.942	11:16:29.837
4 -	32.931	95.8	18.789	117.3	27.811	83.2	24.492	117.9	1:44.023	84.21	3.477	11:18:13.860
5 -	32.649	95.8	18.822	116.9	27.328	83.1	24.448	118.1	1:43.247	84.84	2.701	11:19:57.107
6 -	32.070	96.4	18.659	116.7	26.985	84.0	24.244	118.3	1:41.958	85.91	1.412	11:21:39.065
7 -	34.443	86.5	19.567	116.1	27.729	78.8	24.490	119.1	1:46.229	82.46	5.683	11:23:25.294
8 -	32.996	89.9	19.687	109.8	28.045	78.3		IN PIT	3:23.973 P	42.94	1:43.427	11:26:49.267
9 -	OUTLAP	84.0	21.459	109.4	27.762	84.0	24.434	116.9	1:51.667	78.44	11.121	11:28:40.934
10 -	32.594	94.2	18.768	119.4	26.905	85.4	24.093	119.8	1:42.360	85.57	1.814	11:30:23.294
11 -	32.240	97.3	18.583	118.9	26.871	83.1	24.099	119.1	1:41.793 (3)	86.05	1.247	11:32:05.087
12 -	31.860	96.5	18.497	119.6	26.472	87.1	23.765	120.0	1:40.594 (2)	87.08	0.048	11:33:45.681
13 -	31.399	97.2	18.426	118.3	26.592	87.8	24.129	118.1	1:40.546 (1)	87.12		11:35:26.227

Weather / Track : Cloudy / Dry

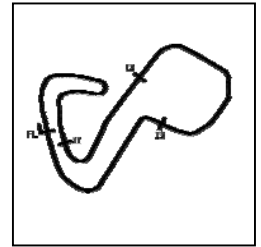
Brands Hatch GP
Circuit Length = 2.4332 miles
Start: 11:10 Flag 11:35 End: 11:37

MCRCB BULLETIN TK020

2018 Bennetts British Superbike Championship - Round 12

2018 HEL Performance British Motostar Championship

FREE PRACTICE 1 - SECTOR ANALYSIS



SECTOR 1 = FL to I1, SECTOR 2 = I1 to I2 SECTOR 3 = I2 to I3, SECTOR 4 = I3 to FL, DIFF = Difference To Personal Best Lap, P = Crossed Finish Line in Pit Lane, D = Time Disallowed

P22 39		Connor SELLORS						Mahindra - Microlise Cresswell Racing				
IDEAL LAP TIME : 1:40.129		BEST LAP TIME : 1:40.583				DIFFERENCE : 0.454						
LAP	SECTOR 1	SECTOR 2		SECTOR 3		SECTOR 4		LAP TIME	MPH	DIFF	TIME OF DAY	
1 -	OUTLAP	87.3	19.416	120.9	29.772	73.9	25.143	122.2	1:51.431	78.61	10.848	11:12:28.880
2 -	33.671	83.5	19.598	117.3	29.197	75.2	24.582	122.9	1:47.048	81.83	6.465	11:14:15.928
3 -	33.277	91.6	18.787	122.2	27.672	78.9	24.486	122.6	1:44.222	84.04	3.639	11:16:00.150
4 -	32.393	92.3	18.424	122.0	28.299	82.1	24.273	122.9	1:43.389	84.72	2.806	11:17:43.539
5 -	32.513	92.6	18.454	121.7	27.941	76.7	23.786	124.2	1:42.694	85.30	2.111	11:19:26.233
6 -	31.949	93.5	18.275	121.5	27.263	83.4	23.913	123.1	1:41.400	86.38	0.817	11:21:07.633
7 -	31.940	97.1	18.108	121.7	27.496	78.3	23.908	122.6	1:41.452	86.34	0.869	11:22:49.085
8 -	31.959	96.6	18.025	121.7	27.037	84.2	24.253	121.7	1:41.274 (3)	86.49	0.691	11:24:30.359
9 -	32.583	94.9	18.280	119.8	27.577	81.4	IN PIT		3:47.786 P	38.45	2:07.203	11:28:18.145
10 -	OUTLAP	92.0	18.660	121.5	27.575	81.4	23.817	122.9	1:44.813	83.57	4.230	11:30:02.958
11 -	32.091	99.8	19.180	118.7	27.297	83.1	23.787	122.9	1:42.355	85.58	1.772	11:31:45.313
12 -	31.923	97.8	18.416	120.9	27.062	82.7	23.507	123.1	1:40.908 (2)	86.81	0.325	11:33:26.221
13 -	31.597	95.7	18.131	121.7	27.000	82.2	23.855	122.0	1:40.583 (1)	87.09		11:35:06.804

P23 95 S		Ross TURNER						Honda NSF - RedRat Racing				
IDEAL LAP TIME : 1:40.722		BEST LAP TIME : 1:40.844				DIFFERENCE : 0.122						
LAP	SECTOR 1	SECTOR 2		SECTOR 3		SECTOR 4		LAP TIME	MPH	DIFF	TIME OF DAY	
1 -	OUTLAP	89.2	19.478	121.1	29.794	70.1	26.149	115.9	1:52.354	77.96	11.510	11:12:07.759
2 -	34.486	90.4	19.309	118.3	29.309	72.0	25.293	119.6	1:48.397	80.81	7.553	11:13:56.156
3 -	33.683	91.6	19.258	120.4	27.927	79.2	24.522	119.6	1:45.390	83.11	4.546	11:15:41.546
4 -	32.774	94.9	18.851	121.3	27.185	81.9	24.241	119.6	1:43.051	85.00	2.207	11:17:24.597
5 -	33.100	93.8	18.865	121.1	27.532	80.2	IN PIT		5:52.401 P	24.85	4:11.557	11:23:16.998
6 -	OUTLAP	91.8	19.291	117.3	27.561	83.4	24.341	118.9	1:47.023	81.85	6.179	11:25:04.021
7 -	32.556	93.7	18.883	120.2	26.704	81.4	24.121	119.6	1:42.264	85.65	1.420	11:26:46.285
8 -	32.039	96.0	18.864	118.5	26.692	77.6	23.958	119.8	1:41.553 (3)	86.25	0.709	11:28:27.838
9 -	32.263	87.0	18.870	120.2	26.561	83.8	23.997	119.4	1:41.691	86.14	0.847	11:30:09.529
10 -	31.942	96.0	18.729	119.1	26.828	85.0	24.062	118.7	1:41.561	86.25	0.717	11:31:51.090
11 -	31.673	96.6	18.639	119.6	26.547	82.9	23.985	118.9	1:40.844 (1)	86.86		11:33:31.934
12 -	31.872	91.3	18.999	119.1	26.596	85.5	23.863	118.9	1:41.330 (2)	86.44	0.486	11:35:13.264

P24 18 S		Jodie FIELDHOUSE						Honda NSF - Go PINK Racing				
IDEAL LAP TIME : 1:40.532		BEST LAP TIME : 1:40.845				DIFFERENCE : 0.313						
LAP	SECTOR 1	SECTOR 2		SECTOR 3		SECTOR 4		LAP TIME	MPH	DIFF	TIME OF DAY	
1 -	OUTLAP	80.6	20.678	109.1	30.308	67.9	26.894	115.9	1:58.053	74.20	17.208	11:12:03.605
2 -	34.791	91.1	19.576	115.5	28.765	70.1	25.754	118.7	1:48.886	80.44	8.041	11:13:52.491
3 -	33.582	88.0	19.479	118.1	27.977	72.5	25.226	117.3	1:46.264	82.43	5.419	11:15:38.755
4 -	32.746	97.9	18.607	120.0	27.786	74.8	24.698	117.9	1:43.837	84.36	2.992	11:17:22.592
5 -	32.856	96.6	18.560	120.0	27.681	74.6	24.779	120.2	1:43.876	84.32	3.031	11:19:06.468
6 -	32.740	96.1	18.644	120.9	27.178	77.9	24.613	119.4	1:43.175	84.90	2.330	11:20:49.643
7 -	32.203	96.5	18.548	120.4	27.226	73.8	IN PIT		3:05.206 P	47.29	1:24.361	11:23:54.849
8 -	OUTLAP	94.6	18.747	119.4	27.432	78.5	24.451	118.5	1:46.467	82.27	5.622	11:25:41.316
9 -	32.365	95.7	18.593	119.1	26.872	78.7	24.099	120.4	1:41.929	85.94	1.084	11:27:23.245
10 -	32.161	97.1	18.641	120.6	26.668	77.7	24.471	119.6	1:41.941	85.93	1.096	11:29:05.186
11 -	31.928	98.6	18.298	119.8	26.551	79.8	24.068	120.4	1:40.845 (1)	86.86		11:30:46.031
12 -	31.897	97.5	18.458	117.3	26.903	83.6	24.255	119.4	1:41.513 (3)	86.29	0.668	11:32:27.544
13 -	31.988	96.5	18.476	118.3	26.650	79.5	24.243	119.4	1:41.357 (2)	86.42	0.512	11:34:08.901
14 -	31.615	97.1	18.472	118.7	27.419	75.2	24.657	117.3	1:42.163	85.74	1.318	11:35:51.064

P25 17 S		Franco BOURNE						Honda NSF - Franco Bourne Racing				
IDEAL LAP TIME : 1:40.531		BEST LAP TIME : 1:41.078				DIFFERENCE : 0.547						
LAP	SECTOR 1	SECTOR 2		SECTOR 3		SECTOR 4		LAP TIME	MPH	DIFF	TIME OF DAY	
1 -	OUTLAP	88.0	20.114	114.5	29.180	72.3	25.943	115.3	1:51.734	78.39	10.656	11:12:07.883
2 -	33.643	90.3	19.275	118.1	28.660	77.2	25.211	115.7	1:46.789	82.02	5.711	11:13:54.672
3 -	32.372	91.9	18.791	118.7	27.838	72.0	25.180	118.5	1:44.181	84.08	3.103	11:15:38.853
4 -	31.880	94.6	18.636	116.5	27.309	83.3	24.650	115.7	1:42.475	85.48	1.397	11:17:21.328
5 -	32.186	93.5	18.784	115.9	27.529	80.7	24.459	117.1	1:42.958	85.08	1.880	11:19:04.286
6 -	32.376	94.5	18.634	115.3	26.943	83.6	24.643	116.7	1:42.596	85.38	1.518	11:20:46.882

Weather / Track : Cloudy / Dry

Brands Hatch GP

Circuit Length = 2.4332 miles

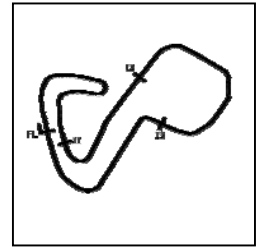
Start: 11:10 Flag 11:35 End: 11:37

MCRCB BULLETIN TK020

2018 Bennetts British Superbike Championship - Round 12

2018 HEL Performance British Motostar Championship

FREE PRACTICE 1 - SECTOR ANALYSIS



SECTOR 1 = FL to I1, SECTOR 2 = I1 to I2 SECTOR 3 = I2 to I3, SECTOR 4 = I3 to FL, DIFF = Difference To Personal Best Lap, P = Crossed Finish Line in Pit Lane, D = Time Disallowed

7 -	32.023	95.0	18.612	116.5	26.757	85.3	24.452	115.9	1:41.844	86.01	0.766	11:22:28.726
8 -	31.634	95.1	18.504	116.5	26.660	82.3	24.280	116.5	1:41.078 (1)	86.66		11:24:09.804
9 -	32.080	94.3	18.584	115.9	26.615	85.7	24.377	115.1	1:41.656	86.17	0.578	11:25:51.460
10 -	33.906	94.9	18.730	116.9	26.856	76.8	IN PIT		2:09.291	P	28.213	11:28:00.751
11 -	OUTLAP	91.6	18.681	116.3	26.903	83.6	24.286	115.7	1:43.428	84.69	2.350	11:29:44.179
12 -	31.741	95.3	18.786	115.3	26.691	84.5	24.339	115.9	1:41.557	86.25	0.479	11:31:25.736
13 -	31.531	94.6	18.667	115.9	26.656	86.8	24.255	114.9	1:41.109	(2)	0.031	11:33:06.845
14 -	31.901	92.9	18.489	116.9	26.804	84.5	24.092	116.1	1:41.286	86.48	0.208	11:34:48.131
15 -	32.065	94.1	18.577	115.9	26.424	87.2	24.087	115.9	1:41.153	(3)	0.075	11:36:29.284

P26	50 S	Aditya BEHAL				Honda NSF - Microlise Cresswell Racing						
IDEAL LAP TIME : 1:41.356		BEST LAP TIME : 1:41.688		DIFFERENCE : 0.332								
LAP	SECTOR 1	SECTOR 2	SECTOR 3	SECTOR 4	LAP TIME	MPH	DIFF	TIME OF DAY				
1 -	OUTLAP	87.4	20.169	117.1	30.006	78.2	25.631	115.7	1:52.539	77.83	10.851	11:13:07.389
2 -	34.062	94.1	19.586	116.5	29.065	78.5	25.207	117.1	1:47.920	81.16	6.232	11:14:55.309
3 -	33.111	94.1	19.240	117.1	28.654	80.0	24.789	117.3	1:45.794	82.80	4.106	11:16:41.103
4 -	32.851	95.4	18.993	117.7	28.775	84.8	24.731	115.7	1:45.350	83.14	3.662	11:18:26.453
5 -	32.622	95.4	19.103	116.1	28.092	84.5	24.684	115.9	1:44.501	83.82	2.813	11:20:10.954
6 -	32.847	93.2	18.872	116.1	27.746	82.0	24.514	116.1	1:43.979	84.24	2.291	11:21:54.933
7 -	32.694	93.8	19.260	116.1	27.525	82.2	24.828	116.9	1:44.307	83.98	2.619	11:23:39.240
8 -	31.761	95.4	18.804	117.3	27.168	85.8	24.315	116.9	1:42.048	85.84	0.360	11:25:21.288
9 -	32.304	94.1	18.729	116.9	27.345	82.1	24.184	117.3	1:42.562	85.41	0.874	11:27:03.850
10 -	31.685	96.0	18.692	118.3	27.194	84.6	24.331	116.3	1:41.902	85.96	0.214	11:28:45.752
11 -	31.914	95.3	18.804	116.3	27.291	86.4	24.322	116.3	1:42.331	85.60	0.643	11:30:28.083
12 -	32.075	96.2	18.576	119.1	27.073	82.6	24.112	118.1	1:41.836	(2)	0.148	11:32:09.919
13 -	31.920	96.4	18.682	118.3	27.084	86.1	24.186	117.7	1:41.872	(3)	0.184	11:33:51.791
14 -	31.764	96.0	18.826	116.3	26.983	84.0	24.115	116.5	1:41.688 (1)	86.14		11:35:33.479

P27	66 S	Annabel THOMAS				Honda NSF - Four Anjels Racing						
IDEAL LAP TIME : 1:41.668		BEST LAP TIME : 1:41.796		DIFFERENCE : 0.128								
LAP	SECTOR 1	SECTOR 2	SECTOR 3	SECTOR 4	LAP TIME	MPH	DIFF	TIME OF DAY				
1 -	OUTLAP	80.5	21.196	109.2	30.229	68.9	26.315	112.2	1:57.867	74.31	16.071	11:12:05.772
2 -	34.820	86.4	19.776	109.4	30.202	74.0	IN PIT		4:31.220	P	2:49.424	11:16:36.992
3 -	OUTLAP	92.1	19.475	113.7	30.327	77.1	25.288	115.9	1:50.624	79.18	8.828	11:18:27.616
4 -	32.862	95.1	18.976	116.1	28.487	83.5	24.621	116.7	1:44.946	83.46	3.150	11:20:12.562
5 -	32.122	95.8	18.607	116.9	27.890	82.7	24.274	117.9	1:42.893	85.13	1.097	11:21:55.455
6 -	32.412	90.6	19.241	113.9	27.776	80.2	24.655	117.5	1:44.084	84.16	2.288	11:23:39.539
7 -	31.965	95.8	18.675	111.4	27.647	87.7	IN PIT		2:02.053	P	20.257	11:25:41.592
8 -	OUTLAP	93.7	18.834	116.3	28.300	83.5	24.686	116.9	1:48.841	80.48	7.045	11:27:30.433
9 -	32.238	94.6	18.891	117.1	28.025	86.1	24.318	117.3	1:43.472	84.65	1.676	11:29:13.905
10 -	31.739	95.7	18.737	116.5	27.689	86.1	24.215	116.3	1:42.380	(3)	0.584	11:30:56.285
11 -	31.809	95.3	18.543	118.1	27.454	85.4	24.308	116.3	1:42.114	(2)	0.318	11:32:38.399
12 -	31.795	94.6	18.405	117.9	27.309	86.8	24.287	116.3	1:41.796 (1)	86.05		11:34:20.195
13 -	32.909	89.7	19.699	110.1	28.598	76.7	25.794	112.9	1:47.000	81.86	5.204	11:36:07.195

P28	20 S	Jack HART				Honda NSF - Wilson Racing						
IDEAL LAP TIME : 1:41.501		BEST LAP TIME : 1:41.809		DIFFERENCE : 0.308								
LAP	SECTOR 1	SECTOR 2	SECTOR 3	SECTOR 4	LAP TIME	MPH	DIFF	TIME OF DAY				
1 -	OUTLAP	74.7	21.174	117.3	30.576	65.3	26.353	117.1	1:58.895	73.67	17.086	11:12:05.551
2 -	34.773	80.1	19.907	119.4	29.157	71.0	25.620	118.7	1:49.457	80.02	7.648	11:13:55.008
3 -	33.913	79.8	20.326	115.3	28.800	70.2	25.292	117.7	1:48.331	80.86	6.522	11:15:43.339
4 -	33.095	84.9	19.408	119.1	28.163	74.9	24.822	117.5	1:45.488	83.04	3.679	11:17:28.827
5 -	32.919	85.5	19.148	121.1	27.609	78.4	24.547	120.0	1:44.223	84.04	2.414	11:19:13.050
6 -	32.539	88.5	19.006	118.9	27.980	76.7	24.679	117.3	1:44.204	84.06	2.395	11:20:57.254
7 -	32.429	86.9	18.807	118.9	27.717	76.3	24.583	116.7	1:43.536	84.60	1.727	11:22:40.790
8 -	32.460	87.7	19.403	116.9	27.757	81.2	IN PIT		2:27.408	P	45.599	11:25:08.198
9 -	OUTLAP	87.0	19.090	118.3	27.617	79.0	24.587	118.3	1:48.484	80.74	6.675	11:26:56.682
10 -	32.430	89.9	18.808	120.2	27.488	78.1	24.475	116.3	1:43.201	84.88	1.392	11:28:39.883
11 -	32.694	91.9	18.686	119.8	26.872	80.8	24.642	118.1	1:42.894	85.13	1.085	11:30:22.777
12 -	31.944	92.6	18.632	119.4	27.404	81.6	24.228	117.1	1:42.208	(2)	0.399	11:32:04.985
13 -	32.307	93.7	18.638	121.3	27.174	79.7	24.290	119.1	1:42.409	(3)	0.600	11:33:47.394
14 -	31.769	94.6	18.708	118.7	27.088	82.6	24.244	117.7	1:41.809 (1)	86.04		11:35:29.203

Weather / Track : Cloudy / Dry

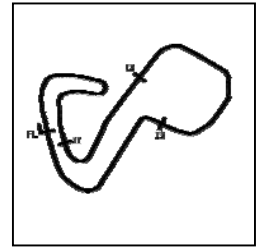
Brands Hatch GP
Circuit Length = 2.4332 miles
Start: 11:10 Flag 11:35 End: 11:37

MCRCB BULLETIN TK020

2018 Bennetts British Superbike Championship - Round 12

2018 HEL Performance British Motostar Championship

FREE PRACTICE 1 - SECTOR ANALYSIS



SECTOR 1 = FL to I1, SECTOR 2 = I1 to I2 SECTOR 3 = I2 to I3, SECTOR 4 = I3 to FL, DIFF = Difference To Personal Best Lap, P = Crossed Finish Line in Pit Lane, D = Time Disallowed

P29 13 S		Jacob CLARK				Honda NSF - Wilson Racing						
IDEAL LAP TIME : 1:41.940		BEST LAP TIME : 1:42.199				DIFFERENCE : 0.259						
LAP	SECTOR 1	SECTOR 2		SECTOR 3		SECTOR 4		LAP TIME	MPH	DIFF	TIME OF DAY	
1 -	OUTLAP	83.9	20.937	112.5	30.181	73.7	26.046	115.3	1:55.095	76.10	12.896	11:12:01.084
2 -	34.623	91.1	19.225	114.5	28.134	78.2	25.131	116.1	1:47.113	81.78	4.914	11:13:48.197
3 -	33.282	92.1	19.122	113.1	27.762	82.1	24.788	116.5	1:44.954	83.46	2.755	11:15:33.151
4 -	33.122	93.2	18.962	114.3	27.929	82.9	24.847	115.7	1:44.860	83.53	2.661	11:17:18.011
5 -	33.289	90.5	19.097	115.5	28.144	78.4	IN PIT		2:39.062	P 55.07	56.863	11:19:57.073
6 -	OUTLAP	91.4	19.136	113.9	27.701	80.6	24.682	116.1	1:46.330	82.38	4.131	11:21:43.403
7 -	32.746	89.3	18.920	116.1	27.112	82.3	24.444	117.1	1:43.222	84.86	1.023	11:23:26.625
8 -	32.577	92.5	19.002	115.7	27.333	84.3	24.804	115.7	1:43.716	84.45	1.517	11:25:10.341
9 -	32.906	89.9	19.121	115.1	28.024	79.2	24.631	116.9	1:44.682	83.68	2.483	11:26:55.023
10 -	32.871	92.9	19.288	115.9	27.462	82.1	24.500	116.1	1:44.121	84.13	1.922	11:28:39.144
11 -	33.282	92.5	18.895	117.5	27.329	79.1	24.405	117.7	1:43.911	84.30	1.712	11:30:23.055
12 -	32.146	94.1	18.927	116.7	27.274	77.4	24.307	116.9	1:42.654	(3) 85.33	0.455	11:32:05.709
13 -	32.128	94.3	18.627	120.9	26.987	77.9	24.457	118.1	1:42.199	(1) 85.71		11:33:47.908
14 -	32.026	91.8	18.850	117.3	26.980	80.9	24.352	116.5	1:42.208	(2) 85.70	0.009	11:35:30.116

P30 57 S		Josh HIATT				Honda NSF - SorryMate.com						
IDEAL LAP TIME : 1:42.020		BEST LAP TIME : 1:42.391				DIFFERENCE : 0.371						
LAP	SECTOR 1	SECTOR 2		SECTOR 3		SECTOR 4		LAP TIME	MPH	DIFF	TIME OF DAY	
1 -	OUTLAP	79.7	21.798	111.1	30.697	75.6	25.534	116.5	1:59.053	73.57	16.662	11:12:06.760
2 -	34.609	89.1	19.552	114.1	28.902	71.6	25.577	118.3	1:48.640	80.63	6.249	11:13:55.400
3 -	33.684	85.4	19.287	118.7	27.631	79.3	24.528	117.5	1:45.130	83.32	2.739	11:15:40.530
4 -	33.047	95.5	18.912	118.7	27.384	83.4	24.570	116.5	1:43.913	84.29	1.522	11:17:24.443
5 -	32.980	94.3	19.020	119.6	27.511	79.3	24.589	118.7	1:44.100	84.14	1.709	11:19:08.543
6 -	32.862	94.9	18.901	120.2	27.461	76.0	24.523	117.3	1:43.747	84.43	1.356	11:20:52.290
7 -	33.353	91.8	18.943	118.1	27.328	81.1	IN PIT		4:03.565	P 35.96	2:21.174	11:24:55.855
8 -	OUTLAP	92.6	19.072	118.1	27.735	80.5	24.627	118.3	1:48.687	80.59	6.296	11:26:44.542
9 -	32.586	96.0	18.887	117.7	27.427	82.9	24.433	117.5	1:43.333	(3) 84.77	0.942	11:28:27.875
10 -	32.709	90.9	19.096	120.6	27.224	77.5	24.428	118.1	1:43.457	84.67	1.066	11:30:11.332
11 -	32.864	94.7	19.047	118.3	27.240	80.8	24.498	117.9	1:43.649	84.51	1.258	11:31:54.981
12 -	32.893	96.5	18.767	118.9	27.099	82.1	24.204	119.1	1:42.963	(2) 85.07	0.572	11:33:37.944
13 -	32.195	95.7	19.138	119.1	26.916	79.8	24.142	119.1	1:42.391	(1) 85.55		11:35:20.335

P31 22		Ross MAGUIRE				Honda NSF - Banks Racing / MotoEngineering						
IDEAL LAP TIME : 1:42.456		BEST LAP TIME : 1:42.466				DIFFERENCE : 0.010						
LAP	SECTOR 1	SECTOR 2		SECTOR 3		SECTOR 4		LAP TIME	MPH	DIFF	TIME OF DAY	
1 -	OUTLAP	63.1	22.505	87.2	33.390	60.7	28.053	114.3	2:06.616	69.18	24.150	11:12:18.266
2 -	37.498	71.0	20.663	102.4	30.055	66.7	26.303	116.5	1:54.519	76.49	12.053	11:14:12.785
3 -	35.509	76.5	20.021	106.6	29.426	69.6	25.369	116.5	1:50.325	79.40	7.859	11:16:03.110
4 -	34.153	82.9	19.603	105.5	29.104	69.7	25.219	116.1	1:48.079	81.05	5.613	11:17:51.189
5 -	33.884	86.2	19.680	106.5	28.823	70.3	25.289	113.3	1:47.676	81.35	5.210	11:19:38.865
6 -	34.365	83.8	19.284	113.9	28.012	76.7	24.754	116.9	1:46.415	82.31	3.949	11:21:25.280
7 -	33.621	79.5	19.513	112.4	28.217	75.7	24.937	117.7	1:46.288	82.41	3.822	11:23:11.568
8 -	33.252	87.8	19.549	109.6	28.906	74.4	24.747	115.7	1:46.454	82.28	3.988	11:24:58.022
9 -	32.929	89.5	19.201	113.7	28.093	77.0	24.768	117.1	1:44.991	83.43	2.525	11:26:43.013
10 -	32.516	91.6	19.074	116.1	28.007	77.0	24.457	116.7	1:44.054	84.18	1.588	11:28:27.067
11 -	33.301	85.3	18.920	119.1	27.278	78.6	24.307	118.3	1:43.806	84.38	1.340	11:30:10.873
12 -	32.460	92.5	18.870	116.3	27.469	80.0	24.481	117.5	1:43.280	(3) 84.81	0.814	11:31:54.153
13 -	32.148	93.0	18.804	116.9	27.288	82.1	24.226	117.7	1:42.466	(1) 85.49		11:33:36.619
14 -	32.299	93.0	18.869	118.3	27.353	81.1	24.257	117.1	1:42.778	(2) 85.23	0.312	11:35:19.397

P32 21 S		Daniel BROOKS				Honda NSF - Daniel Brooks Racing						
IDEAL LAP TIME : 1:42.529		BEST LAP TIME : 1:43.228				DIFFERENCE : 0.699						
LAP	SECTOR 1	SECTOR 2		SECTOR 3		SECTOR 4		LAP TIME	MPH	DIFF	TIME OF DAY	
1 -	OUTLAP	90.0	19.556	114.9	29.888	74.3	25.399	115.7	1:50.896	78.99	7.668	11:27:50.899
2 -	33.164	93.3	19.070	117.7	28.015	80.0	24.252	117.9	1:44.501	83.82	1.273	11:29:35.400
3 -	32.538	94.7	18.629	118.1	27.546	81.9	24.529	116.9	1:43.242	(2) 84.84	0.014	11:31:18.642

Weather / Track : Cloudy / Dry

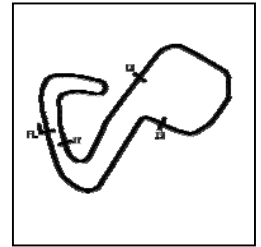
Brands Hatch GP
Circuit Length = 2.4332 miles
Start: 11:10 Flag 11:35 End: 11:37

MCRCB BULLETIN TK020

2018 Bennetts British Superbike Championship - Round 12

2018 HEL Performance British Motostar Championship

FREE PRACTICE 1 - SECTOR ANALYSIS



SECTOR 1 = FL to I1, SECTOR 2 = I1 to I2 SECTOR 3 = I2 to I3, SECTOR 4 = I3 to FL, DIFF = Difference To Personal Best Lap, P = Crossed Finish Line in Pit Lane, D = Time Disallowed

4 -	32.166	96.0	18.595	118.5	28.001	83.1	24.466	117.1	1:43.228 (1)	84.85		11:33:01.870
5 -	32.787	93.0	18.678	117.3	27.573	84.4	24.222	116.3	1:43.260	(3)	84.83	0.032 11:34:45.130
6 -	32.224	94.7	18.765	116.9	28.053	81.4	24.637	116.7	1:43.679		84.49	0.451 11:36:28.809

P33		23 S		Osian JONES		Honda NSF - Wilson Racing						
IDEAL LAP TIME : 1:45.693				BEST LAP TIME : 1:45.815		DIFFERENCE : 0.122						
LAP	SECTOR 1	SECTOR 2		SECTOR 3		SECTOR 4		LAP TIME	MPH	DIFF	TIME OF DAY	
1 -	OUTLAP	77.4	21.642	102.4	31.917	66.3	26.302	115.7	2:01.392	72.16	15.577	11:12:07.678
2 -	35.994	85.3	19.794	115.5	29.780	69.3	26.143	116.9	1:51.711	78.41	5.896	11:13:59.389
3 -	35.041	89.7	19.568	116.5	29.345	70.7	26.138	115.7	1:50.092	79.56	4.277	11:15:49.481
4 -	34.471	90.1	19.399	116.5	28.904	72.3	25.504	115.7	1:48.278	80.90	2.463	11:17:37.759
5 -	34.501	89.8	19.185	116.9	28.497	73.3	25.128	117.3	1:47.311	81.63	1.496	11:19:25.070
6 -	33.944	91.0	19.206	117.3	28.423	74.6	25.035	117.3	1:46.608	(3)	82.16	0.793 11:21:11.678
7 -	33.854	92.9	19.215	116.1	28.534	73.8	IN PIT		2:55.864	P	49.81	1:10.049 11:24:07.542
8 -	OUTLAP	92.4	19.491	116.3	28.357	76.8	25.167	117.5	1:49.525	79.98	3.710	11:25:57.067
9 -	33.899	93.9	19.206	116.7	27.921	78.8	24.789	117.3	1:45.815 (1)	82.78		11:27:42.882
10 -	33.798	93.4	19.242	116.5	28.604	76.1	IN PIT		3:29.124	P	41.88	1:43.309 11:31:12.006
11 -	OUTLAP	92.0	19.658	115.3	28.643	74.3	25.250	115.5	1:48.980	80.38	3.165	11:33:00.986
12 -	33.945	92.8	19.192	116.9	27.923	75.4	24.915	116.5	1:45.975	(2)	82.65	0.160 11:34:46.961

Weather / Track : Cloudy / Dry

Brands Hatch GP
 Circuit Length = 2.4332 miles
 Start: 11:10 Flag 11:35 End: 11:37

MCRCB BULLETIN TK021

2018 Bennetts British Superbike Championship - Round 12

2018 HEL Performance British Motostar Championship

FREE PRACTICE 1 - BEST SECTORS

SECTOR 1				SECTOR 2				SECTOR 3				SECTOR 4				IDEAL / BEST COMPARISON		
POS	NO	NAME	TIME	NO	NAME	TIME	NO	NAME	TIME	NO	NAME	TIME	NO	NAME	IDEAL	BEST	DIFF	
															PERFECT LAP 1:34.003			
1	12	RENDELL	29.513	1	ARCHER	17.104	12	RENDELL	24.807	12	RENDELL	22.579	1	12	RENDELL	1:34.252	1:34.777	0.525
2	55	SCOTT	29.708	55	SCOTT	17.337	55	SCOTT	24.873	55	SCOTT	22.590	2	55	SCOTT	1:34.508	1:34.677	0.169
3	1	ARCHER	29.758	12	RENDELL	17.353	1	ARCHER	25.058	11	JONES	22.628	3	1	ARCHER	1:34.587	1:34.855	0.268
4	11	JONES	30.168	8	LODGE	17.354	11	JONES	25.058	64	DURHAM	22.640	4	11	JONES	1:35.292	1:35.332	0.040
5	8	LODGE	30.238	64	DURHAM	17.372	64	DURHAM	25.226	1	ARCHER	22.667	5	64	DURHAM	1:35.532	1:35.532	0.000
6	15	McMANUS	30.240	15	McMANUS	17.392	15	McMANUS	25.354	79	STACEY	22.669	6	8	LODGE	1:35.726	1:35.726	0.000
7	14	NIXON	30.260	79	STACEY	17.401	14	NIXON	25.363	14	NIXON	22.691	7	14	NIXON	1:35.788	1:35.845	0.057
8	7	BEST	30.272	11	JONES	17.438	8	LODGE	25.415	8	LODGE	22.719	8	15	McMANUS	1:35.844	1:36.956	1.112
9	79	STACEY	30.287	14	NIXON	17.474	7	BEST	25.482	15	McMANUS	22.858	9	79	STACEY	1:35.908	1:35.908	0.000
10	64	DURHAM	30.294	97	TAYLOR	17.570	79	STACEY	25.551	7	BEST	22.952	10	7	BEST	1:36.296	1:36.296	0.000
11	97	TAYLOR	30.627	54	BURMAN	17.581	19	OGDEN	25.661	48	PINFOLD	23.150	11	97	TAYLOR	1:37.079	1:37.096	0.017
12	19	OGDEN	30.627	7	BEST	17.590	97	TAYLOR	25.672	54	BURMAN	23.168	12	54	BURMAN	1:37.578	1:38.046	0.468
13	54	BURMAN	30.728	48	PINFOLD	17.656	72	HORSMAN	25.761	97	TAYLOR	23.210	13	19	OGDEN	1:37.854	1:37.997	0.143
14	30	COOK	30.794	39	SELLORS	18.025	30	COOK	26.073	30	COOK	23.357	14	72	HORSMAN	1:38.180	1:38.610	0.430
15	72	HORSMAN	30.802	30	COOK	18.065	54	BURMAN	26.101	19	OGDEN	23.409	15	48	PINFOLD	1:38.273	1:38.528	0.255
16	25	STRUDWI	31.112	25	STRUDWI	18.082	69	IRWIN	26.102	72	HORSMAN	23.486	16	30	COOK	1:38.289	1:38.434	0.145
17	48	PINFOLD	31.131	72	HORSMAN	18.131	25	STRUDWI	26.145	39	SELLORS	23.507	17	25	STRUDWICK	1:38.895	1:38.895	0.000
18	69	IRWIN	31.166	19	OGDEN	18.157	16	CLARIDG	26.145	25	STRUDWI	23.556	18	69	IRWIN	1:39.268	1:39.520	0.252
19	56	ATKINS	31.172	69	IRWIN	18.216	56	ATKINS	26.210	56	ATKINS	23.747	19	16	CLARIDGE	1:39.559	1:39.993	0.434
20	16	CLARIDG	31.368	16	CLARIDG	18.237	48	PINFOLD	26.336	89	MORETON	23.765	20	56	ATKINS	1:39.667	1:39.906	0.239
21	89	MORETON	31.399	18	FIELDHO	18.298	17	BOURNE	26.424	69	IRWIN	23.784	21	89	MORETON	1:40.062	1:40.546	0.484
22	17	BOURNE	31.531	66	THOMAS	18.405	89	MORETON	26.472	16	CLARIDG	23.809	22	39	SELLORS	1:40.129	1:40.583	0.454
23	39	SELLORS	31.597	89	MORETON	18.426	95	TURNER	26.547	95	TURNER	23.863	23	17	BOURNE	1:40.531	1:41.078	0.547
24	18	FIELDHO	31.615	17	BOURNE	18.489	18	FIELDHO	26.551	18	FIELDHO	24.068	24	18	FIELDHOUSE	1:40.532	1:40.845	0.313
25	95	TURNER	31.673	56	ATKINS	18.538	20	HART	26.872	17	BOURNE	24.087	25	95	TURNER	1:40.722	1:40.844	0.122
26	50	BEHAL	31.685	50	BEHAL	18.576	57	HIATT	26.916	50	BEHAL	24.112	26	50	BEHAL	1:41.356	1:41.688	0.332
27	66	THOMAS	31.739	21	BROOKS	18.595	13	CLARK	26.980	57	HIATT	24.142	27	20	HART	1:41.501	1:41.809	0.308
28	20	HART	31.769	13	CLARK	18.627	50	BEHAL	26.983	66	THOMAS	24.215	28	66	THOMAS	1:41.668	1:41.796	0.128
29	13	CLARK	32.026	20	HART	18.632	39	SELLORS	27.000	21	BROOKS	24.222	29	13	CLARK	1:41.940	1:42.199	0.259
30	22	MAGUIRE	32.148	95	TURNER	18.639	22	MAGUIRE	27.278	22	MAGUIRE	24.226	30	57	HIATT	1:42.020	1:42.391	0.371
31	21	BROOKS	32.166	57	HIATT	18.767	66	THOMAS	27.309	20	HART	24.228	31	22	MAGUIRE	1:42.456	1:42.466	0.010
32	57	HIATT	32.195	22	MAGUIRE	18.804	21	BROOKS	27.546	13	CLARK	24.307	32	21	BROOKS	1:42.529	1:43.228	0.699
33	23	JONES	33.798	23	JONES	19.185	23	JONES	27.921	23	JONES	24.789	33	23	JONES	1:45.693	1:45.815	0.122

Weather / Track : Cloudy / Dry

Brands Hatch GP

Circuit Length = 2.4332 miles

Start: 11:10 Flag 11:35 End: 11:37

Results can be found at www.tsl-timing.com

Printed - 11:39 Friday, 12 October 2018

MCRCB BULLETIN TK022**2018 Bennetts British Superbike Championship - Round 12****2018 HEL Performance British Motostar Championship****FREE PRACTICE 1 - BEST SPEEDS**

POS	INTERMEDIATE 1			INTERMEDIATE 2			INTERMEDIATE 3			FINISH LINE		
	NO	NAME	MPH	NO	NAME	MPH	NO	NAME	MPH	NO	NAME	MPH
1	11	JONES	105.6	15	McMANUS	132.1	12	RENDELL	94.6	15	McMANUS	130.5
2	1	ARCHER	105.1	14	NIXON	131.5	7	BEST	91.9	14	NIXON	130.3
3	79	STACEY	105.1	79	STACEY	131.0	55	SCOTT	90.9	79	STACEY	129.3
4	15	McMANUS	104.8	1	ARCHER	130.0	54	BURMAN	90.3	1	ARCHER	128.3
5	64	DURHAM	104.0	11	JONES	129.8	25	STRUDWICK	89.9	55	SCOTT	127.8
6	54	BURMAN	103.8	8	LODGE	128.8	72	HORSMAN	89.8	11	JONES	127.5
7	55	SCOTT	103.5	64	DURHAM	128.5	1	ARCHER	89.5	64	DURHAM	127.3
8	8	LODGE	103.2	54	BURMAN	128.5	15	McMANUS	89.5	54	BURMAN	127.3
9	14	NIXON	102.7	55	SCOTT	128.3	30	COOK	89.5	8	LODGE	126.3
10	12	RENDELL	102.4	7	BEST	127.5	16	CLARIDGE	89.0	48	PINFOLD	126.1
11	7	BEST	102.4	12	RENDELL	126.6	11	JONES	88.6	7	BEST	125.2
12	97	TAYLOR	102.1	48	PINFOLD	125.6	8	LODGE	88.5	39	SELLORS	124.2
13	39	SELLORS	99.8	97	TAYLOR	123.5	79	STACEY	88.4	12	RENDELL	123.8
14	48	PINFOLD	99.5	69	IRWIN	122.4	19	OGDEN	88.1	97	TAYLOR	123.5
15	25	STRUDWICK	98.6	16	CLARIDGE	122.2	64	DURHAM	88.0	69	IRWIN	122.2
16	18	FIELDHOUSE	98.6	39	SELLORS	122.2	89	MORETON	87.8	16	CLARIDGE	121.5
17	72	HORSMAN	98.3	25	STRUDWICK	121.7	66	THOMAS	87.7	19	OGDEN	120.9
18	19	OGDEN	98.2	72	HORSMAN	121.3	17	BOURNE	87.2	18	FIELDHOUSE	120.4
19	30	COOK	97.5	95	TURNER	121.3	97	TAYLOR	87.1	72	HORSMAN	120.2
20	69	IRWIN	97.5	20	HART	121.3	69	IRWIN	87.0	25	STRUDWICK	120.0
21	89	MORETON	97.3	19	OGDEN	121.1	48	PINFOLD	86.7	89	MORETON	120.0
22	56	ATKINS	97.1	30	COOK	120.9	50	BEHAL	86.4	20	HART	120.0
23	16	CLARIDGE	97.1	18	FIELDHOUSE	120.9	14	NIXON	86.0	30	COOK	119.8
24	95	TURNER	96.6	13	CLARK	120.9	95	TURNER	85.5	56	ATKINS	119.8
25	57	HIATT	96.5	57	HIATT	120.6	21	BROOKS	84.4	95	TURNER	119.8
26	50	BEHAL	96.4	56	ATKINS	120.0	13	CLARK	84.3	57	HIATT	119.1
27	21	BROOKS	96.0	89	MORETON	119.6	39	SELLORS	84.2	17	BOURNE	118.5
28	66	THOMAS	95.8	50	BEHAL	119.1	18	FIELDHOUSE	83.6	22	MAGUIRE	118.3
29	17	BOURNE	95.3	22	MAGUIRE	119.1	57	HIATT	83.4	50	BEHAL	118.1
30	20	HART	94.6	17	BOURNE	118.7	56	ATKINS	83.1	13	CLARK	118.1
31	13	CLARK	94.3	21	BROOKS	118.5	20	HART	82.6	66	THOMAS	117.9
32	23	JONES	93.9	66	THOMAS	118.1	22	MAGUIRE	82.1	21	BROOKS	117.9
33	22	MAGUIRE	93.0	23	JONES	117.3	23	JONES	78.8	23	JONES	117.5

Weather / Track : Cloudy / Dry

Results can be found at www.tsl-timing.com

Brands Hatch GP

Circuit Length = 2.4332 miles

Start: 11:10 Flag 11:35 End: 11:37

Printed - 11:39 Friday, 12 October 2018

MCRCB BULLETIN TK023

2018 Bennetts British Superbike Championship - Round 12

2018 HEL Performance British Motostar Championship

FREE PRACTICE 1 - FASTEST LAP SEQUENCE

SESS. TIME	NO	CL	NAME	ENTRY	TIME	MPH	LAP
3:32.034	72	S	Cameron HORSMAN	Honda NSF - Nova / FAB Racing	1:40.762	86.93	2
3:37.047	1		Jake ARCHER	KTM - City Lifting / RS Racing	1:38.348	89.06	2
4:22.914	55		Jack SCOTT	KTM - City Lifting / RS Racing	1:37.018	90.29	2
5:59.143	55		Jack SCOTT	KTM - City Lifting / RS Racing	1:36.229	91.03	3
7:34.859	55		Jack SCOTT	KTM - City Lifting / RS Racing	1:35.716	91.51	4
11:58.747	12		Edward RENDELL	KTM FTR - Banks Racing	1:35.005	92.20	7
20:30.769	1		Jake ARCHER	KTM - City Lifting / RS Racing	1:34.855	92.34	11
23:27.651	55		Jack SCOTT	KTM - City Lifting / RS Racing	1:34.677	92.52	12

Weather / Track : Cloudy / Dry

Results can be found at www.tsl-timing.com

Brands Hatch GP
Circuit Length = 2.4332 miles
Start: 11:10 Flag 11:35 End: 11:37

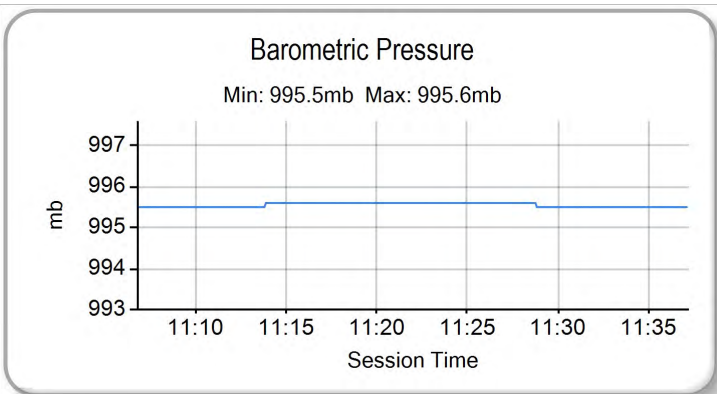
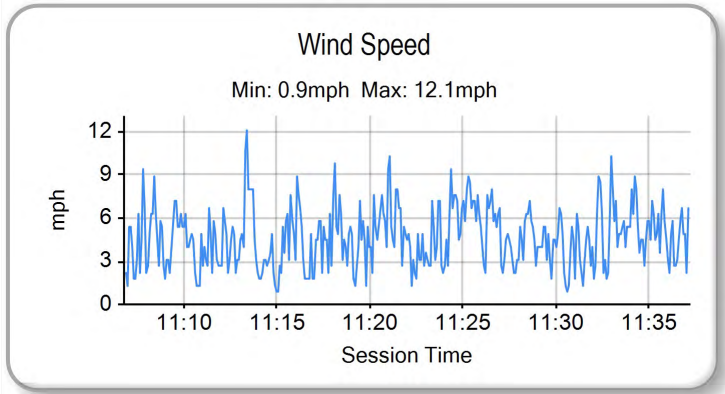
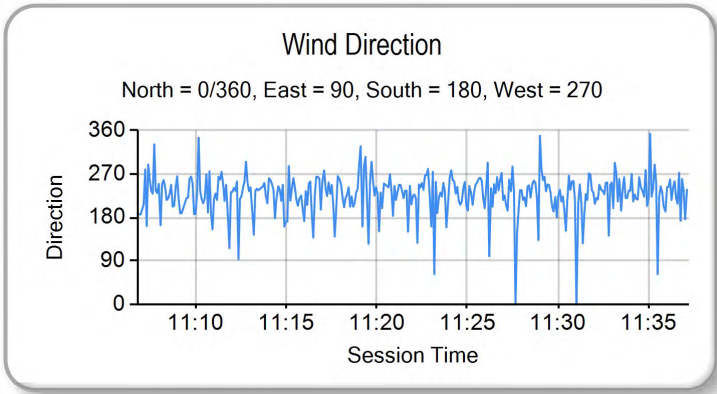
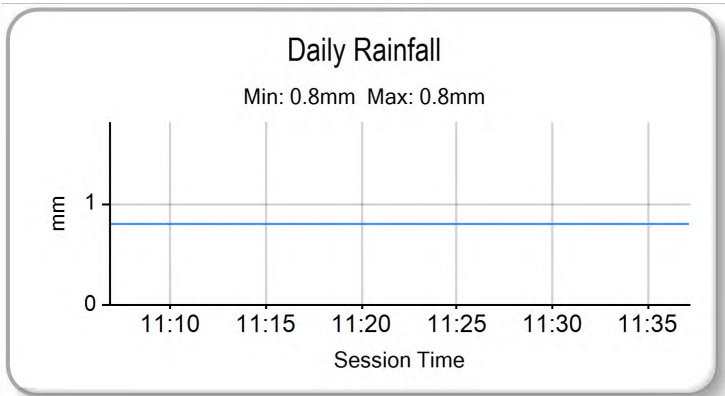
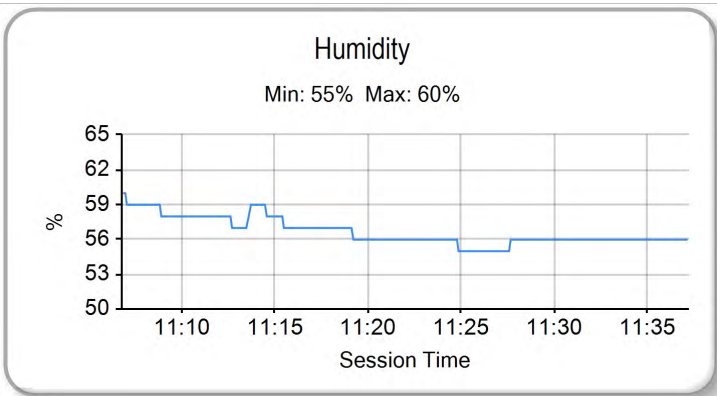
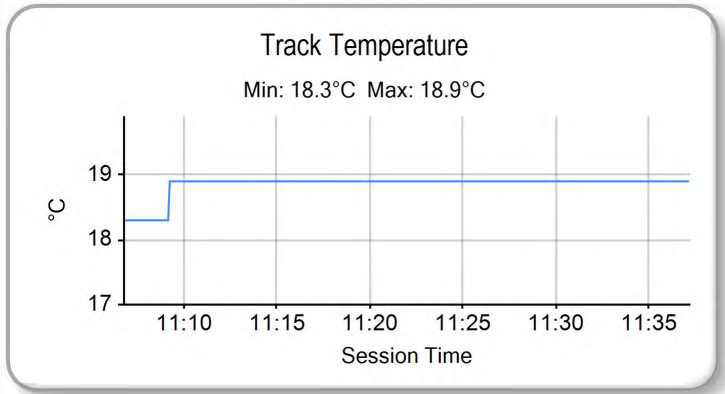
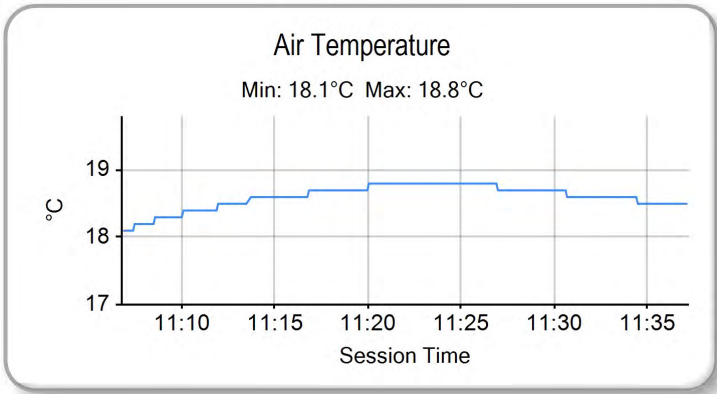
Printed - 11:39 Friday, 12 October 2018

MCRCB BULLETIN TK024

2018 Bennetts British Superbike Championship - Round 12

2018 HEL Performance British Motostar Championship

FREE PRACTICE 1 - WEATHER CONDITIONS



Weather / Track : Cloudy / Dry

Results can be found at www.tsl-timing.com

Brands Hatch GP
Circuit Length = 2.4332 miles
Start: 11:10 Flag 11:35 End: 11:37

Printed - 11:39 Friday, 12 October 2018

MCRCB BULLETIN TK055

2018 Bennetts British Superbike Championship - Round 12

2018 HEL Performance British Motostar Championship

FREE PRACTICE 2 - CLASSIFICATION



POS	NO	CL	PIC NAME	ENTRY	TIME	ON	LAPS	GAP	DIFF	MPH
1	55		1 Jack SCOTT	KTM - City Lifting / RS Racing	1:33.590	14	15			93.59
2	1		2 Jake ARCHER	KTM - City Lifting / RS Racing	1:33.817	13	14	0.227	0.227	93.37
3	64		3 Asher DURHAM	Mahindra - Microlise Cresswell Racing	1:33.841	14	14	0.251	0.024	93.34
4	12		4 Edward RENDELL	KTM FTR - Banks Racing	1:34.688	4	15	1.098	0.847	92.51
5	14		5 Jack NIXON	KTM - Santander Salt	1:34.798	15	15	1.208	0.110	92.40
6	11		6 Dan JONES	KTM - SymCirrus Motorsport	1:35.007	10	15	1.417	0.209	92.20
7	15		7 Eugene McMANUS	KTM - RS Racing	1:35.115	5	13	1.525	0.108	92.09
8	79		8 Storm STACEY	KTM - FPW Racing	1:35.130	13	13	1.540	0.015	92.08
9	7		9 Edmund BEST	KTM - SymCirrus Motorsport	1:35.971	5	14	2.381	0.841	91.27
10	8		10 Elliot LODGE	FTR - Spike Racing / SP125	1:36.589	7	9	2.999	0.618	90.69
11	54		11 Sam BURMAN	KTM - TeamWNT / Burman Racing	1:37.200	13	13	3.610	0.611	90.12
12	30	S	1 Max COOK	Honda NSF - Wilson Racing	1:37.339	6	8	3.749	0.139	89.99
13	19	S	2 Scott OGDEN	Honda NSF - Wilson Racing	1:37.375	15	15	3.785	0.036	89.95
14	69	S	3 Rhys IRWIN	Honda NSF - Motorcycling Ireland by Irwin Racing	1:37.674	5	15	4.084	0.299	89.68
15	48		12 Sharni PINFOLD	KTM - RS Racing	1:37.902	13	14	4.312	0.228	89.47
16	25	S	4 Thomas STRUDWICK	Honda NSF - Case Moto Rapido Moto3	1:38.455	14	14	4.865	0.553	88.97
17	72	S	5 Cameron HORSMAN	Honda NSF - Nova / FAB Racing	1:38.642	13	15	5.052	0.187	88.80
18	89	S	6 Taylor MORETON	Honda NSF - Lloyd & Jones Bowker Motorrad	1:39.396	14	14	5.806	0.754	88.13
19	39		13 Connor SELLORS	Mahindra - Microlise Cresswell Racing	1:39.483	13	14	5.893	0.087	88.05
20	56	S	7 Charlie ATKINS	Honda NSF - Wilson Racing	1:39.487	14	14	5.897	0.004	88.05
21	95	S	8 Ross TURNER	Honda NSF - RedRat Racing	1:39.757	5	14	6.167	0.270	87.81
22	21	S	9 Daniel BROOKS	Honda NSF - Daniel Brooks Racing	1:39.775	13	14	6.185	0.018	87.79
23	16	S	10 Harvey CLARIDGE	Honda NSF - Nova Racing / SP125	1:39.840	10	13	6.250	0.065	87.73
24	18	S	11 Jodie FIELDHOUSE	Honda NSF - Go PINK Racing	1:39.954	14	14	6.364	0.114	87.63
25	17	S	12 Franco BOURNE	Honda NSF - Franco Bourne Racing	1:40.008	14	14	6.418	0.054	87.59
26	50	S	13 Aditya BEHAL	Honda NSF - Microlise Cresswell Racing	1:40.432	13	13	6.842	0.424	87.22
27	20	S	14 Jack HART	Honda NSF - Wilson Racing	1:40.990	14	14	7.400	0.558	86.73
28	66	S	15 Annabel THOMAS	Honda NSF - Four Anjels Racing	1:41.295	11	13	7.705	0.305	86.47
29	13	S	16 Jacob CLARK	Honda NSF - Wilson Racing	1:41.567	11	15	7.977	0.272	86.24
30	57	S	17 Josh HIATT	Honda NSF - SorryMate.com	1:41.972	14	14	8.382	0.405	85.90
31	23	S	18 Osian JONES	Honda NSF - Wilson Racing	1:43.045	7	12	9.455	1.073	85.00
32	22	S	19 Ross MAGUIRE	Honda NSF - Banks Racing / MotoEngineering	1:43.707	4	6	10.117	0.662	84.46

CLASS "" - QUALIFYING LAPTIME (110.0% of 1:33.590) = 1:42.949

CLASS "S" - QUALIFYING LAPTIME (110.0% of 1:37.339) = 1:47.072

33	97		14 Chris TAYLOR	Mahindra - Microlise Cresswell Racing			1			
----	----	--	-----------------	---------------------------------------	--	--	---	--	--	--

Brands Hatch GP
Circuit Length = 2.4332 miles
Start: 14:40 Flag 15:05 End: 15:07

Weather / Track : Cloudy / Dry
These results are provisional until the conclusion of any judicial and technical matters.

Race Director :	Stewards :	Timekeeper :
-----------------	------------	--------------

Results can be found at www.britishsuperbike.com

Printed - 15:08 Friday, 12 October 2018

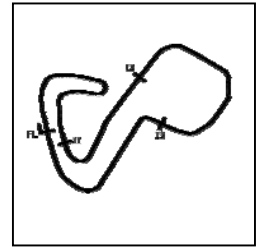


MCRCB BULLETIN TK056

2018 Bennetts British Superbike Championship - Round 12

2018 HEL Performance British Motostar Championship

FREE PRACTICE 2 - SECTOR ANALYSIS



SECTOR 1 = FL to I1, SECTOR 2 = I1 to I2 SECTOR 3 = I2 to I3, SECTOR 4 = I3 to FL, DIFF = Difference To Personal Best Lap, P = Crossed Finish Line in Pit Lane, D = Time Disallowed

P1 55		Jack SCOTT		KTM - City Lifting / RS Racing					
IDEAL LAP TIME :		BEST LAP TIME : 1:33.590		DIFFERENCE :					
LAP	SECTOR 1	SECTOR 2	SECTOR 3	SECTOR 4	LAP TIME	MPH	DIFF	TIME OF DAY	
1 -	OUTLAP				1:41.483	86.31	7.893	14:42:28.993	
2 -					1:36.005	91.24	2.415	14:44:04.998	
3 -					1:36.901	90.39	3.311	14:45:41.899	
4 -					1:36.481	90.79	2.891	14:47:18.380	
5 -					1:35.084	92.12	1.494	14:48:53.464	
6 -					1:34.436	92.75	0.846	14:50:27.900	
7 -					1:34.054	93.13	0.464	14:52:01.954	
8 -				IN PIT	3:16.453	P 44.58	1:42.863	14:55:18.407	
9 -	OUTLAP				1:40.631	87.04	7.041	14:56:59.039	
10 -					1:34.251	92.94	0.661	14:58:33.290	
11 -					1:33.668	(2) 93.52	0.078	15:00:06.958	
12 -					1:33.819	93.36	0.229	15:01:40.777	
13 -					1:34.497	92.69	0.907	15:03:15.274	
14 -					1:33.590	(1) 93.59		15:04:48.864	
15 -					1:33.772	(3) 93.41	0.182	15:06:22.636	

P2 1		Jake ARCHER		KTM - City Lifting / RS Racing								
IDEAL LAP TIME : 1:33.671		BEST LAP TIME : 1:33.817		DIFFERENCE : 0.146								
LAP	SECTOR 1	SECTOR 2	SECTOR 3	SECTOR 4	LAP TIME	MPH	DIFF	TIME OF DAY				
1 -	OUTLAP	101.5	17.751	127.8	29.847	87.7	22.953	127.5	1:41.434	86.36	7.617	14:42:28.944
2 -	30.072	104.0	17.315	128.8	25.192	79.4	23.407	128.3	1:35.986	91.26	2.169	14:44:04.930
3 -	30.477	96.9	17.922	128.5	25.549	81.0	IN PIT		3:59.362	P 36.59	2:25.545	14:48:04.292
4 -	OUTLAP	103.2	17.515	127.5	25.580	86.8	22.760	125.9	1:36.671	90.61	2.854	14:49:40.963
5 -	29.922	104.8	17.266	127.5	24.971	89.5	22.527	127.0	1:34.686	92.51	0.869	14:51:15.649
6 -	29.771	104.6	17.303	126.8	24.999	91.0	22.547	126.8	1:34.620	92.57	0.803	14:52:50.269
7 -	29.745	104.8	17.298	127.5	25.185	88.7	22.577	126.3	1:34.805	92.39	0.988	14:54:25.074
8 -	30.252	94.7					IN PIT		2:18.721	P 63.14	44.904	14:56:43.795
9 -	OUTLAP	101.5	17.528	127.3	25.157	90.3	22.602	127.3	1:35.876	91.36	2.059	14:58:19.671
10 -	29.859	104.6	17.210	128.3	24.922	90.1	22.550	127.0	1:34.541	92.65	0.724	14:59:54.212
11 -	29.783	105.0	17.195	128.5	24.943	89.5	22.472	126.8	1:34.393	(3) 92.80	0.576	15:01:28.605
12 -	29.655	99.4	17.467	127.8	25.041	92.8	22.361	127.0	1:34.524	92.67	0.707	15:03:03.129
13 -	29.465	104.8	17.199	128.3	24.841	92.0	22.312	127.0	1:33.817	(1) 93.37		15:04:36.946
14 -	29.457	105.0	17.061	130.5	25.420	89.1	22.435	126.8	1:34.373	(2) 92.82	0.556	15:06:11.319

P3 64		Asher DURHAM		Mahindra - Microlise Cresswell Racing								
IDEAL LAP TIME : 1:33.745		BEST LAP TIME : 1:33.841		DIFFERENCE : 0.096								
LAP	SECTOR 1	SECTOR 2	SECTOR 3	SECTOR 4	LAP TIME	MPH	DIFF	TIME OF DAY				
1 -	OUTLAP	101.9	17.640	128.5	25.573	86.0	23.105	128.5	1:38.448	88.97	4.607	14:42:20.731
2 -	30.505	100.3	17.965	130.3	25.097	89.5	22.943	126.8	1:36.510	90.76	2.669	14:43:57.241
3 -	30.314	103.8	17.658	129.0	25.091	91.0	22.334	130.5	1:35.397	91.82	1.556	14:45:32.638
4 -	30.190	104.3	17.377	127.8	25.039	90.5	22.597	127.5	1:35.203	92.01	1.362	14:47:07.841
5 -	29.768	103.8	17.322	127.3	24.923	90.4	22.456	127.0	1:34.469	(3) 92.72	0.628	14:48:42.310
6 -	29.656	105.3	17.900	124.9	24.834	91.8	23.479	126.8	1:35.869	91.37	2.028	14:50:18.179
7 -	29.679	104.2	17.295	128.5	25.370	90.3	22.497	126.6	1:34.841	92.36	1.000	14:51:53.020
8 -	29.680	104.5	17.350	127.3	25.046	93.5	22.422	126.6	1:34.498	92.69	0.657	14:53:27.518
9 -	34.233	86.4	19.022	112.7	28.442	83.6	IN PIT		4:22.129	P 33.41	2:48.288	14:57:49.647
10 -	OUTLAP	97.5	18.662	119.6	25.325	89.7	22.625	127.3	1:39.162	88.33	5.321	14:59:28.809
11 -	30.176	104.0	17.281	129.0	24.975	90.9	22.474	127.0	1:34.906	92.30	1.065	15:01:03.715
12 -	30.113	103.7	17.146	128.8	24.923	90.9	22.623	127.5	1:34.805	92.39	0.964	15:02:38.520
13 -	29.608	104.6	17.163	129.5	25.081	91.6	22.232	127.5	1:34.084	(2) 93.10	0.243	15:04:12.604
14 -	29.533	104.8	17.150	130.0	24.912	90.5	22.246	128.5	1:33.841	(1) 93.34		15:05:46.445

P4 12		Edward RENDELL		KTM FTR - Banks Racing								
IDEAL LAP TIME : 1:34.328		BEST LAP TIME : 1:34.688		DIFFERENCE : 0.360								
LAP	SECTOR 1	SECTOR 2	SECTOR 3	SECTOR 4	LAP TIME	MPH	DIFF	TIME OF DAY				
1 -	OUTLAP	95.3	18.518	114.1	26.808	82.8	IN PIT		2:24.324	P 60.69	49.636	14:42:57.179
2 -	OUTLAP	100.3	17.836	122.0	25.080	88.6	22.913	122.0	1:35.983	91.26	1.295	14:44:33.162

Weather / Track : Cloudy / Dry

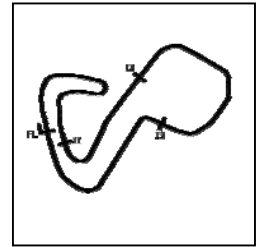
Brands Hatch GP
Circuit Length = 2.4332 miles
Start: 14:40 Flag 15:05 End: 15:07

MCRCB BULLETIN TK056

2018 Bennetts British Superbike Championship - Round 12

2018 HEL Performance British Motostar Championship

FREE PRACTICE 2 - SECTOR ANALYSIS



SECTOR 1 = FL to I1, SECTOR 2 = I1 to I2 SECTOR 3 = I2 to I3, SECTOR 4 = I3 to FL, DIFF = Difference To Personal Best Lap, P = Crossed Finish Line in Pit Lane, D = Time Disallowed

3 -	29.808	101.6	17.675	121.5	25.352	91.0	22.824	122.2	1:35.659	91.57	0.971	14:46:08.821
4 -	29.724	102.1	17.397	122.6	24.853	94.7	22.714	122.2	1:34.688 (1)	92.51		14:47:43.509
5 -	29.639	101.3	17.545	122.4	24.896	92.5	22.749	122.4	1:34.829 (2)	92.37	0.141	14:49:18.338
6 -	30.211	101.8	17.491	123.5	25.045	92.8	IN PIT		2:49.781 P	51.59	1:15.093	14:52:08.119
7 -	OUTLAP	101.3	17.765	120.6	25.123	93.4	22.717	122.9	1:35.802	91.43	1.114	14:53:43.921
8 -	29.713	100.4	17.552	122.2	24.969	94.1	22.598	123.5	1:34.832 (3)	92.37	0.144	14:55:18.753
9 -	30.862	100.0	17.489	122.6	25.160	93.2	22.828	122.4	1:36.339	90.92	1.651	14:56:55.092
10 -	30.236	100.3	17.629	122.2	24.901	95.4	22.596	123.5	1:35.362	91.85	0.674	14:58:30.454
11 -	29.653	100.9	17.586	121.5	24.729	88.8	22.875	122.9	1:34.843	92.36	0.155	15:00:05.297
12 -	32.525	102.2	17.452	122.9	25.059	93.2	22.563	123.8	1:37.599	89.75	2.911	15:01:42.896
13 -	29.938	99.7	17.478	123.5	24.897	93.8	23.127	122.9	1:35.440	91.78	0.752	15:03:18.336
14 -	29.785	100.9	17.591	122.2	24.888	94.9	22.941	122.0	1:35.205	92.01	0.517	15:04:53.541
15 -	29.681	102.6	17.770	122.4	25.148	94.7	22.761	122.6	1:35.360	91.86	0.672	15:06:28.901

P5 14		Jack NIXON				KTM - Santander Salt						
IDEAL LAP TIME : 1:34.763		BEST LAP TIME : 1:34.798		DIFFERENCE : 0.035								
LAP	SECTOR 1	SECTOR 2	SECTOR 3	SECTOR 4	LAP TIME	MPH	DIFF	TIME OF DAY				
1 -	OUTLAP	93.7	18.119	129.5	26.068	84.0	24.564	124.0	1:41.130	86.61	6.332	14:42:15.617
2 -	31.091	98.9	17.586	131.0	26.483	79.8	IN PIT		2:03.138 P	71.13	28.340	14:44:18.755
3 -	OUTLAP	96.8	17.847	129.3	25.567	86.7	22.825	129.3	1:38.961	88.51	4.163	14:45:57.716
4 -	30.609	98.8	17.458	130.3	25.336	85.1	22.888	128.3	1:36.291	90.97	1.493	14:47:34.007
5 -	30.362	98.8	17.445	130.5	25.546	86.2	22.897	127.8	1:36.250	91.01	1.452	14:49:10.257
6 -	31.696	99.5	17.702	128.5	25.491	84.7	23.019	129.5	1:37.908	89.47	3.110	14:50:48.165
7 -	30.125	104.6	17.512	132.1	25.637	86.4	22.850	127.8	1:36.124	91.13	1.326	14:52:24.289
8 -	29.955	103.2	17.654	129.5	25.252	88.4	22.521	128.3	1:35.382 (3)	91.83	0.584	14:53:59.671
9 -	30.002	104.6	17.493	131.5	25.238	90.9	22.759	128.5	1:35.492	91.73	0.694	14:55:35.163
10 -	29.956	103.4	17.278	132.6	25.400	86.7	22.520	129.0	1:35.154 (2)	92.05	0.356	14:57:10.317
11 -	29.941	103.4	17.415	129.8	25.567	87.1	22.627	128.3	1:35.550	91.67	0.752	14:58:45.867
12 -	30.269	103.7	17.538	129.3	25.575	84.8	22.850	128.5	1:36.232	91.02	1.434	15:00:22.099
13 -	30.039	102.7	17.315	131.0	25.461	87.3	22.607	127.8	1:35.422	91.80	0.624	15:01:57.521
14 -	31.402	105.1	17.363	127.8	25.553	87.8	22.694	128.0	1:37.012	90.29	2.214	15:03:34.533
15 -	29.945	103.4	17.309	130.5	25.105	89.0	22.439	128.5	1:34.798 (1)	92.40		15:05:09.331

P6 11		Dan JONES				KTM - SymCircus Motorsport						
IDEAL LAP TIME : 1:34.758		BEST LAP TIME : 1:35.007		DIFFERENCE : 0.249								
LAP	SECTOR 1	SECTOR 2	SECTOR 3	SECTOR 4	LAP TIME	MPH	DIFF	TIME OF DAY				
1 -	OUTLAP	101.2	18.479	104.8	26.111	87.9	23.194	126.3	1:40.307	87.33	5.300	14:42:44.723
2 -	30.407	103.2	17.455	127.3	25.370	89.2	22.918	124.7	1:36.150	91.10	1.143	14:44:20.873
3 -	30.456	102.7	17.563	125.2	25.409	90.3	22.715	125.6	1:36.143	91.11	1.136	14:45:57.016
4 -	32.027	102.2	17.515	128.5	25.329	86.9	22.667	128.0	1:37.538	89.80	2.531	14:47:34.554
5 -	29.909	103.0	17.687	127.8	25.430	83.6	23.475	127.8	1:36.501	90.77	1.494	14:49:11.055
6 -	30.671	101.6	17.860	126.3	25.200	84.8	23.158	126.8	1:36.889	90.41	1.882	14:50:47.944
7 -	29.999	104.8	17.616	125.2	25.235	91.3	22.922	124.5	1:35.772	91.46	0.765	14:52:23.716
8 -	30.239	102.9	17.551	124.5	25.019	92.0	22.906	124.2	1:35.715	91.52	0.708	14:53:59.431
9 -	30.024	102.7	17.552	125.9	25.024	90.6	22.708	124.7	1:35.308	91.91	0.301	14:55:34.739
10 -	30.028	102.4	17.386	126.8	24.981	90.9	22.612	126.1	1:35.007 (1)	92.20		14:57:09.746
11 -	31.721	103.7	17.447	126.3	25.263	85.7	22.774	125.6	1:37.205	90.11	2.198	14:58:46.951
12 -	29.926	104.0	17.359	127.5	25.124	82.8	23.644	126.3	1:36.053	91.19	1.046	15:00:23.004
13 -	30.100	103.2	17.445	127.5	25.132	91.1	22.588	126.8	1:35.265 (3)	91.95	0.258	15:01:58.269
14 -	30.365	102.1	17.528	125.4	25.352	88.7	24.346	125.9	1:37.591	89.76	2.584	15:03:35.860
15 -	29.830	104.8	17.441	126.8	25.108	90.6	22.813	124.0	1:35.192 (2)	92.02	0.185	15:05:11.052

P7 15		Eugene McMANUS				KTM - RS Racing						
IDEAL LAP TIME : 1:35.004		BEST LAP TIME : 1:35.115		DIFFERENCE : 0.111								
LAP	SECTOR 1	SECTOR 2	SECTOR 3	SECTOR 4	LAP TIME	MPH	DIFF	TIME OF DAY				
1 -	OUTLAP	100.4	17.845	128.3	26.612	85.4	23.541	126.1	1:39.350	88.17	4.235	14:41:57.677
2 -	30.784	103.5	17.762	129.0	25.775	90.8	23.041	126.8	1:37.362	89.97	2.247	14:43:35.039
3 -	30.395	103.8	17.377	129.0	25.760	87.4	22.899	126.8	1:36.431	90.84	1.316	14:45:11.470
4 -	30.228	104.5	17.415	129.0	25.449	89.3	22.974	127.5	1:36.066 (3)	91.18	0.951	14:46:47.536
5 -	30.063	103.2	17.217	129.3	25.193	90.4	22.642	128.5	1:35.115 (1)	92.09		14:48:22.651
6 -	29.952	105.8	17.844	128.3	26.120	90.1	22.987	126.3	1:36.903	90.39	1.788	14:49:59.554
7 -	30.407	103.0	18.218	118.1	27.800	80.0	IN PIT		4:55.014 P	29.69	3:19.899	14:54:54.568

Weather / Track : Cloudy / Dry

Brands Hatch GP

Circuit Length = 2.4332 miles

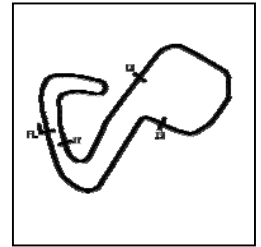
Start: 14:40 Flag 15:05 End: 15:07

MCRCB BULLETIN TK056

2018 Bennetts British Superbike Championship - Round 12

2018 HEL Performance British Motostar Championship

FREE PRACTICE 2 - SECTOR ANALYSIS



SECTOR 1 = FL to I1, SECTOR 2 = I1 to I2 SECTOR 3 = I2 to I3, SECTOR 4 = I3 to FL, DIFF = Difference To Personal Best Lap, P = Crossed Finish Line in Pit Lane, D = Time Disallowed

8 -	OUTLAP	101.6	18.071	129.0	26.012	83.0	23.059	126.8	1:39.959	87.63	4.844	14:56:34.527	
9 -	31.304	87.0						IN PIT	2:15.175	P	64.80	40.060	14:58:49.702
10 -	OUTLAP	100.7	18.015	128.8	25.948	86.4	23.109	127.0	1:42.333	85.60	7.218	15:00:32.035	
11 -	30.349	103.0	17.625	129.8	25.414	88.0	22.905	126.8	1:36.293	90.97	1.178	15:02:08.328	
12 -	30.871	102.4	17.290	131.8	25.743	88.6	22.905	127.0	1:36.809	90.48	1.694	15:03:45.137	
13 -	30.064	104.8	17.346	129.3	25.337	86.5	22.938	126.8	1:35.685	(2)	91.54	0.570	15:05:20.822

P8	79	Storm STACEY						KTM - FPW Racing					
IDEAL LAP TIME : 1:35.030			BEST LAP TIME : 1:35.130			DIFFERENCE : 0.100							
LAP	SECTOR 1	SECTOR 2	SECTOR 3	SECTOR 4	LAP TIME	MPH	DIFF	TIME OF DAY					
1 -	OUTLAP	96.6	18.105	124.5	26.801	81.4	IN PIT	2:24.568	P	60.59	49.438	14:42:57.674	
2 -	OUTLAP	103.4	17.740	128.5	25.807	86.4	23.057	127.5	1:37.096	90.21	1.966	14:44:34.770	
3 -	30.477	104.8	17.644	128.3	25.857	85.9	22.881	126.8	1:36.859	90.43	1.729	14:46:11.629	
4 -	30.453	105.1	17.333	129.3	25.491	88.0	22.844	127.5	1:36.121	(3)	91.13	0.991	14:47:47.750
5 -	30.147	104.6	17.347	129.8	25.541	89.0	22.651	126.8	1:35.686	(2)	91.54	0.556	14:49:23.436
6 -	33.219	88.8					IN PIT	3:02.102	P	48.10	1:26.972	14:52:25.538	
7 -	OUTLAP	102.7	17.581	130.3	26.384	88.8	23.065	126.3	1:41.028	86.70	5.898	14:54:06.566	
8 -	30.198	104.6	17.482	131.5	26.101	85.9	23.057	126.8	1:36.838	90.45	1.708	14:55:43.404	
9 -	30.407	104.0	17.381	129.3	26.431	85.8	IN PIT	3:05.547	P	47.21	1:30.417	14:58:48.951	
10 -	OUTLAP	101.9	18.119	128.8	25.794	87.2	22.912	128.3	1:43.271	84.82	8.141	15:00:32.222	
11 -	30.427	104.3	17.652	130.8	25.399	89.8	23.086	128.0	1:36.564	90.71	1.434	15:02:08.786	
12 -	30.595	103.8	17.216	131.5	26.037	86.7	23.114	127.3	1:36.962	90.34	1.832	15:03:45.748	
13 -	29.914	105.8	17.146	131.0	25.319	87.7	22.751	128.5	1:35.130	(1)	92.08	15:05:20.878	

P9	7	Edmund BEST						KTM - SymCirrus Motorsport					
IDEAL LAP TIME : 1:35.553			BEST LAP TIME : 1:35.971			DIFFERENCE : 0.418							
LAP	SECTOR 1	SECTOR 2	SECTOR 3	SECTOR 4	LAP TIME	MPH	DIFF	TIME OF DAY					
1 -	OUTLAP	99.5	18.110	123.5	26.175	89.3	23.244	124.0	1:38.948	88.52	2.977	14:42:44.106	
2 -	30.756	100.0	17.770	124.5	25.664	87.6	22.956	124.2	1:37.146	90.17	1.175	14:44:21.252	
3 -	30.391	101.6	17.763	125.6	25.642	89.2	22.940	125.6	1:36.736	90.55	0.765	14:45:57.988	
4 -	30.523	101.5	17.795	126.1	25.477	89.8	22.724	126.1	1:36.519	90.75	0.548	14:47:34.507	
5 -	30.209	103.2	17.639	127.8	25.217	88.5	22.906	125.4	1:35.971	(1)	91.27	14:49:10.478	
6 -	30.830	101.8	17.732	124.9	25.527	88.5	23.104	123.5	1:37.193	90.12	1.222	14:50:47.671	
7 -	30.138	102.1	17.800	124.2	25.667	91.5	22.981	124.0	1:36.586	90.69	0.615	14:52:24.257	
8 -	30.271	102.4	18.307	124.0	25.507	92.8	23.041	123.1	1:37.126	90.19	1.155	14:54:01.383	
9 -	30.078	101.9	17.675	124.2	26.048	90.1	IN PIT	3:28.933	P	41.92	1:52.962	14:57:30.316	
10 -	OUTLAP	101.2	17.815	124.2	25.721	91.4	23.090	123.8	1:38.403	89.02	2.432	14:59:08.719	
11 -	30.341	100.7	17.718	124.5	25.645	91.5	22.967	123.3	1:36.671	90.61	0.700	15:00:45.390	
12 -	30.437	100.1	17.733	123.8	25.576	90.5	22.918	124.2	1:36.664	90.62	0.693	15:02:22.054	
13 -	30.179	101.2	17.534	124.5	25.735	89.7	22.929	123.8	1:36.377	(3)	90.89	0.406	15:03:58.431
14 -	30.178	101.8	17.566	124.2	25.742	90.3	22.830	124.0	1:36.316	(2)	90.94	0.345	15:05:34.747

P10	8	Elliot LODGE						FTR - Spike Racing / SP125					
IDEAL LAP TIME : 1:36.374			BEST LAP TIME : 1:36.589			DIFFERENCE : 0.215							
LAP	SECTOR 1	SECTOR 2	SECTOR 3	SECTOR 4	LAP TIME	MPH	DIFF	TIME OF DAY					
1 -	OUTLAP	95.0	18.545	124.9	26.938	80.2	23.837	124.0	1:43.175	84.90	6.586	14:42:13.160	
2 -	32.311	100.4	18.023	125.6	27.110	79.5	24.055	125.9	1:41.499	86.30	4.910	14:43:54.659	
3 -	31.286	102.2	17.801	126.1	25.915	89.1	22.875	125.2	1:37.877	89.49	1.288	14:45:32.536	
4 -	30.677	101.5	17.539	126.1	25.936	91.0	23.009	125.2	1:37.161	90.15	0.572	14:47:09.697	
5 -	30.349	102.6	17.520	124.5	25.926	88.0	23.154	123.5	1:36.949	(2)	90.35	0.360	14:48:46.646
6 -	30.744	102.2	17.714	123.3	25.740	86.1	22.909	124.2	1:37.107	(3)	90.20	0.518	14:50:23.753
7 -	30.397	103.2	17.543	123.5	25.806	85.7	22.843	124.7	1:36.589	(1)	90.69	14:52:00.342	
8 -	30.563	100.3	18.022	121.3	26.191	86.3	23.110	123.1	1:37.886	89.49	1.297	14:53:38.228	
9 -	30.785	95.4	18.341	121.1	26.913	84.7	23.154	124.2	1:39.193	88.31	2.604	14:55:17.421	

P11	54	Sam BURMAN						KTM - TeamWNT / Burman Racing					
IDEAL LAP TIME : 1:37.200			BEST LAP TIME : 1:37.200			DIFFERENCE : 0.000							
LAP	SECTOR 1	SECTOR 2	SECTOR 3	SECTOR 4	LAP TIME	MPH	DIFF	TIME OF DAY					
1 -	OUTLAP	95.0	18.750	124.2	26.920	86.2	23.569	125.9	1:42.103	85.79	4.903	14:42:02.969	
2 -	31.420	101.0	17.792	125.9	26.651	90.0	23.633	125.4	1:39.496	88.04	2.296	14:43:42.465	

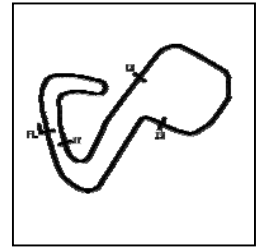
Weather / Track : Cloudy / Dry

Brands Hatch GP
Circuit Length = 2.4332 miles
Start: 14:40 Flag 15:05 End: 15:07

2018 Bennetts British Superbike Championship - Round 12

2018 HEL Performance British Motostar Championship

FREE PRACTICE 2 - SECTOR ANALYSIS



SECTOR 1 = FL to I1, SECTOR 2 = I1 to I2 SECTOR 3 = I2 to I3, SECTOR 4 = I3 to FL, DIFF = Difference To Personal Best Lap, P = Crossed Finish Line in Pit Lane, D = Time Disallowed

3 -	31.269	102.2	17.874	125.6	26.709	89.4	23.588	124.7	1:39.440	88.09	2.240	14:45:21.905
4 -	31.735	100.9	18.212	124.2	27.292	83.9	IN PIT		3:56.158	P	37.09	2:18.958 14:49:18.063
5 -	OUTLAP	97.1	18.275	125.2	27.021	84.4	23.487	125.2	1:45.905		82.71	8.705 14:51:03.968
6 -	31.122	102.9	17.780	126.8	26.814	84.8	23.922	124.5	1:39.638		87.91	2.438 14:52:43.606
7 -	31.358	98.9	17.836	126.3	26.704	85.8	23.590	124.5	1:39.488		88.04	2.288 14:54:23.094
8 -	31.936	100.1	18.067	124.2	28.126	72.2	IN PIT		2:20.779	P	62.22	43.579 14:56:43.873
9 -	OUTLAP	100.6	17.943	125.6	26.642	89.5	23.163	125.9	1:39.811		87.76	2.611 14:58:23.684
10 -	31.168	102.7	17.691	126.1	26.141	90.4	23.127	125.6	1:38.127	(3)	89.27	0.927 15:00:01.811
11 -	30.967	103.0	17.641	126.6	26.056	89.1	23.069	124.5	1:37.733	(2)	89.63	0.533 15:01:39.544
12 -	31.355	102.4	17.604	128.3	26.368	89.8	23.675	124.5	1:39.002		88.48	1.802 15:03:18.546
13 -	30.745	104.2	17.591	127.3	25.921	90.3	22.943	125.2	1:37.200	(1)	90.12	15:04:55.746

P12 30 S Max COOK Honda NSF - Wilson Racing
 IDEAL LAP TIME : 1:37.339 BEST LAP TIME : 1:37.339 DIFFERENCE : 0.000

LAP	SECTOR 1	SECTOR 2	SECTOR 3	SECTOR 4	LAP TIME	MPH	DIFF	TIME OF DAY				
1 -	OUTLAP	92.6	18.849	120.4	27.044	80.4	23.937	120.9	1:43.330	84.77	5.991	14:42:11.457
2 -	31.847	98.5	18.485	117.9	26.183	89.4	23.703	118.7	1:40.218	87.40	2.879	14:43:51.675
3 -	30.704	94.5	19.540	115.5	26.257	86.3	23.605	121.5	1:40.106	87.50	2.767	14:45:31.781
4 -	30.811	97.8	18.062	119.6	25.810	90.9	23.370	119.4	1:38.053	(3)	89.33	0.714 14:47:09.834
5 -	30.734	98.1	18.116	118.3	25.777	90.4	23.301	119.1	1:37.928	(2)	89.45	0.589 14:48:47.762
6 -	30.589	99.8	18.041	118.3	25.595	90.6	23.114	119.6	1:37.339	(1)	89.99	14:50:25.101
7 -	30.590	97.3	18.177	116.5	26.202	87.3	IN PIT		3:30.571	P	41.60	1:53.232 14:53:55.672
8 -	OUTLAP	92.6	18.822	114.1	27.165	80.7	IN PIT		4:47.687	P	30.44	3:10.348 14:58:43.359

P13 19 S Scott OGDEN Honda NSF - Wilson Racing
 IDEAL LAP TIME : 1:37.302 BEST LAP TIME : 1:37.375 DIFFERENCE : 0.073

LAP	SECTOR 1	SECTOR 2	SECTOR 3	SECTOR 4	LAP TIME	MPH	DIFF	TIME OF DAY				
1 -	OUTLAP	93.7	18.876	116.5	26.349	82.3	23.949	117.7	1:41.394	86.39	4.019	14:41:58.936
2 -	31.108	96.5	18.816	116.1	25.903	91.0	23.668	117.1	1:39.495	88.04	2.120	14:43:38.431
3 -	30.855	96.6	18.224	117.9	25.669	88.7	23.565	118.3	1:38.313	89.10	0.938	14:45:16.744
4 -	30.679	97.9	18.294	117.3	25.602	90.3	23.405	118.5	1:37.980	(3)	89.40	0.605 14:46:54.724
5 -	30.842	95.1	18.300	118.3	25.820	89.1	23.680	118.3	1:38.642	88.80	1.267	14:48:33.366
6 -	31.042	97.5	18.487	115.9	25.812	87.3	23.791	117.1	1:39.132	88.36	1.757	14:50:12.498
7 -	30.898	97.2	18.253	117.7	26.654	82.0	IN PIT		2:01.879	P	71.87	24.504 14:52:14.377
8 -	OUTLAP	97.5	18.493	116.7	26.022	87.9	23.530	117.7	1:40.413	87.23	3.038	14:53:54.790
9 -	30.746	97.3	18.318	117.7	25.896	88.1	23.554	117.5	1:38.514	88.91	1.139	14:55:33.304
10 -	30.993	96.0	18.145	120.0	25.965	87.4	23.385	119.8	1:38.488	88.94	1.113	14:57:11.792
11 -	30.628	98.3	18.140	118.9	25.685	89.7	23.346	118.7	1:37.799	(2)	89.56	0.424 14:58:49.591
12 -	30.705	98.3	18.103	119.1	25.831	89.2	23.435	118.9	1:38.074	89.31	0.699	15:00:27.665
13 -	30.628	97.1	18.184	119.1	26.003	84.3	24.953	117.3	1:39.768	87.80	2.393	15:02:07.433
14 -	30.864	97.1	18.068	118.5	26.447	84.6	23.375	120.0	1:38.754	88.70	1.379	15:03:46.187
15 -	30.329	99.2	18.141	118.5	25.563	90.8	23.342	118.5	1:37.375	(1)	89.95	15:05:23.562

P14 69 S Rhys IRWIN Honda NSF - Motorcycling Ireland by Irwin Racing
 IDEAL LAP TIME : 1:37.430 BEST LAP TIME : 1:37.674 DIFFERENCE : 0.244

LAP	SECTOR 1	SECTOR 2	SECTOR 3	SECTOR 4	LAP TIME	MPH	DIFF	TIME OF DAY				
1 -	OUTLAP	90.6	18.920	122.4	27.321	81.6	23.969	121.1	1:43.789	84.40	6.115	14:42:10.589
2 -	31.522	96.6	18.518	118.5	26.193	83.4	23.789	119.6	1:40.022	87.57	2.348	14:43:50.611
3 -	31.707	91.4	18.698	117.7	26.853	81.1	23.832	119.6	1:41.090	86.65	3.416	14:45:31.701
4 -	31.218	98.5	18.004	122.2	26.146	84.3	23.388	121.1	1:38.756	88.70	1.082	14:47:10.457
5 -	30.864	97.8	18.080	120.4	25.458	86.1	23.272	121.3	1:37.674	(1)	89.68	14:48:48.131
6 -	31.177	98.9	18.096	119.4	25.504	89.9	23.522	119.8	1:38.299	89.11	0.625	14:50:26.430
7 -	30.933	98.1	18.037	120.4	25.741	85.9	23.466	119.8	1:38.177	(3)	89.22	0.503 14:52:04.607
8 -	30.742	99.4	18.261	117.9	25.956	85.2	23.566	119.4	1:38.525	88.90	0.851	14:53:43.132
9 -		89.0	18.753	118.3	26.631	79.1	23.935	120.2	2:55.058	50.03	1:17.384	14:56:38.190
10 -	31.072	96.5	18.263	119.1	26.122	84.8	23.643	119.6	1:39.100	88.39	1.426	14:58:17.290
11 -	31.495	97.2	18.216	121.3	25.767	85.3	23.518	119.8	1:38.996	88.48	1.322	14:59:56.286
12 -	31.045	98.6	18.097	120.0	25.983	83.2	23.653	119.1	1:38.778	88.68	1.104	15:01:35.064
13 -	30.986	97.6	17.958	120.0	25.986	86.0	23.410	119.8	1:38.340	89.07	0.666	15:03:13.404
14 -	30.753	96.9	18.018	121.1	25.752	87.8	23.404	120.6	1:37.927	(2)	89.45	0.253 15:04:51.331
15 -	30.934	96.8	18.394	117.9	26.801	82.5	24.142	118.1	1:40.271	87.36	2.597	15:06:31.602

Weather / Track : Cloudy / Dry

Brands Hatch GP

Circuit Length = 2.4332 miles

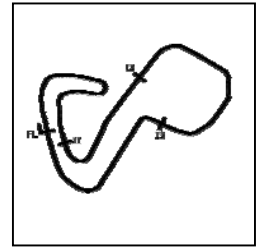
Start: 14:40 Flag 15:05 End: 15:07

MCRCB BULLETIN TK056

2018 Bennetts British Superbike Championship - Round 12

2018 HEL Performance British Motostar Championship

FREE PRACTICE 2 - SECTOR ANALYSIS



SECTOR 1 = FL to I1, SECTOR 2 = I1 to I2 SECTOR 3 = I2 to I3, SECTOR 4 = I3 to FL, DIFF = Difference To Personal Best Lap, P = Crossed Finish Line in Pit Lane, D = Time Disallowed

P15 48		Sharni PINFOLD				KTM - RS Racing							
IDEAL LAP TIME : 1:37.697		BEST LAP TIME : 1:37.902				DIFFERENCE : 0.205							
LAP	SECTOR 1	SECTOR 2		SECTOR 3		SECTOR 4		LAP TIME	MPH	DIFF	TIME OF DAY		
1 -	OUTLAP	89.8	18.754	124.5	27.522	82.2	23.811	117.9	1:43.357	84.75	5.455	14:42:12.202	
2 -	32.491	97.9	18.396	121.3	27.133	80.0	24.063	125.9	1:42.083	85.81	4.181	14:43:54.285	
3 -	31.493	100.6	17.952	122.9	26.971	85.3	23.462	125.2	1:39.878	87.70	1.976	14:45:34.163	
4 -	31.149	100.7	17.908	123.1	26.755	84.2	23.671	125.2	1:39.483	88.05	1.581	14:47:13.646	
5 -	31.564	98.5	18.071	119.4	26.873	82.9	IN PIT		3:47.544	P	38.49	2:09.642	14:51:01.190
6 -	OUTLAP	99.1	18.212	123.8	26.976	86.1	23.813	123.3	1:42.054	85.83	4.152	14:52:43.244	
7 -	31.572	99.4	17.880	123.8	26.595	86.5	23.379	124.9	1:39.426	88.10	1.524	14:54:22.670	
8 -	30.943	100.6	17.831	124.5	26.153	88.0	23.900	124.9	1:38.827	88.63	0.925	14:56:01.497	
9 -	31.023	98.2	17.609	126.1	26.725	83.3	23.602	125.2	1:38.959	88.51	1.057	14:57:40.456	
10 -	31.090	100.3	17.949	124.5	26.356	81.1	23.417	125.2	1:38.812	(3)	88.65	0.910	14:59:19.268
11 -	31.464	98.1	18.598	123.8	26.468	82.1	23.573	124.2	1:40.103	87.50	2.201	15:00:59.371	
12 -	31.504	99.4	17.916	124.7	26.483	82.3	23.320	124.0	1:39.223	88.28	1.321	15:02:38.594	
13 -	30.891	99.8	17.719	125.2	26.075	83.6	23.217	124.2	1:37.902	(1)	89.47		15:04:16.496
14 -	30.978	99.8	17.514	123.8	26.416	85.3	23.515	124.5	1:38.423	(2)	89.00	0.521	15:05:54.919

P16 25 S		Thomas STRUDWICK				Honda NSF - Case Moto Rapido Moto3							
IDEAL LAP TIME : 1:38.134		BEST LAP TIME : 1:38.455				DIFFERENCE : 0.321							
LAP	SECTOR 1	SECTOR 2		SECTOR 3		SECTOR 4		LAP TIME	MPH	DIFF	TIME OF DAY		
1 -	OUTLAP	93.4	19.058	117.3	27.279	85.5	24.090	116.9	1:45.471	83.05	7.016	14:42:24.870	
2 -	32.160	96.4	18.501	118.3	26.636	86.9	23.947	122.2	1:41.244	86.52	2.789	14:44:06.114	
3 -	31.476	97.9	18.087	120.0	26.665	81.9	23.696	119.6	1:39.924	87.66	1.469	14:45:46.038	
4 -	31.465	98.2	18.192	119.8	26.278	89.1	23.570	119.6	1:39.505	88.03	1.050	14:47:25.543	
5 -	31.123	98.9	17.928	123.1	26.646	82.9	24.405	118.7	1:40.102	87.50	1.647	14:49:05.645	
6 -	31.514	96.5	18.418	120.0	26.532	89.3	23.568	118.5	1:40.032	87.57	1.577	14:50:45.677	
7 -	30.873	99.1	18.329	118.1	26.398	87.4	23.578	120.4	1:39.178	88.32	0.723	14:52:24.855	
8 -	30.893	99.7	18.076	119.8	26.022	88.7	23.786	117.9	1:38.777	(3)	88.68	0.322	14:54:03.632
9 -	30.919	99.2	18.095	119.1	26.702	86.8	IN PIT		3:38.276	P	40.13	1:59.821	14:57:41.908
10 -	OUTLAP	96.6	18.544	118.1	26.493	90.5	23.604	118.5	1:40.510	87.15	2.055	14:59:22.418	
11 -	31.074	97.6	18.107	120.6	26.409	83.4	24.056	120.9	1:39.646	87.90	1.191	15:01:02.064	
12 -	31.116	97.5	18.065	119.4	26.143	89.7	23.459	118.5	1:38.783	88.67	0.328	15:02:40.847	
13 -	30.866	98.3	17.975	119.8	26.207	89.0	23.522	118.5	1:38.570	(2)	88.86	0.115	15:04:19.417
14 -	30.787	98.1	17.931	119.6	26.340	90.6	23.397	118.5	1:38.455	(1)	88.97		15:05:57.872

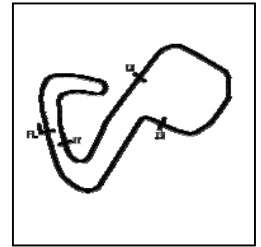
P17 72 S		Cameron HORSMAN				Honda NSF - Nova / FAB Racing							
IDEAL LAP TIME : 1:38.387		BEST LAP TIME : 1:38.642				DIFFERENCE : 0.255							
LAP	SECTOR 1	SECTOR 2		SECTOR 3		SECTOR 4		LAP TIME	MPH	DIFF	TIME OF DAY		
1 -	OUTLAP	95.3	18.742	120.2	26.607	78.6	24.254	119.1	1:43.273	84.82	4.631	14:42:13.743	
2 -	31.957	96.4	18.384	121.5	26.380	85.9	24.266	121.5	1:40.987	86.74	2.345	14:43:54.730	
3 -	31.531	98.1	18.155	119.1	26.317	87.7	23.690	120.6	1:39.693	87.86	1.051	14:45:34.423	
4 -	31.121	98.6	18.306	119.4	26.108	89.2	23.718	117.3	1:39.253	88.25	0.611	14:47:13.676	
5 -	31.174	96.1	18.188	117.5	25.890	85.0	23.734	117.1	1:38.986	88.49	0.344	14:48:52.662	
6 -	31.174	97.8	18.180	117.1	25.814	87.1	23.612	117.3	1:38.780	(3)	88.68	0.138	14:50:31.442
7 -	31.102	97.1	18.348	115.9	26.223	85.7	24.277	115.3	1:39.950	87.64	1.308	14:52:11.392	
8 -	31.515	96.0	18.617	115.3	26.687	83.4	23.909	116.1	1:40.728	86.96	2.086	14:53:52.120	
9 -	31.415	86.1					IN PIT		1:59.826	P	73.10	21.184	14:55:51.946
10 -	OUTLAP	94.5	18.470	116.3	26.441	85.4	23.852	117.1	1:42.307	85.62	3.665	14:57:34.253	
11 -	31.314	96.0	18.373	116.3	26.052	86.1	23.612	117.1	1:39.351	88.17	0.709	14:59:13.604	
12 -	31.058	96.0	18.329	116.7	26.005	87.1	23.621	116.5	1:39.013	88.47	0.371	15:00:52.617	
13 -	30.915	95.4	18.188	116.9	26.016	87.1	23.523	117.5	1:38.642	(1)	88.80		15:02:31.259
14 -	30.968	96.2	18.216	117.1	26.205	84.8	23.687	116.1	1:39.076	88.41	0.434	15:04:10.335	
15 -	30.919	96.8	18.135	119.4	25.992	88.8	23.602	116.9	1:38.648	(2)	88.79	0.006	15:05:48.983

P18 89 S		Taylor MORETON				Honda NSF - Lloyd & Jones Bowker Motorrad						
IDEAL LAP TIME : 1:39.183		BEST LAP TIME : 1:39.396				DIFFERENCE : 0.213						
LAP	SECTOR 1	SECTOR 2		SECTOR 3		SECTOR 4		LAP TIME	MPH	DIFF	TIME OF DAY	
1 -	OUTLAP	88.1	19.791	113.9	27.516	86.7	24.334	117.3	1:46.292	82.41	6.896	14:42:18.484
2 -	31.951	96.2	18.673	117.7	26.724	90.9	24.126	118.9	1:41.474	86.32	2.078	14:43:59.958

Weather / Track : Cloudy / Dry

Brands Hatch GP
Circuit Length = 2.4332 miles
Start: 14:40 Flag 15:05 End: 15:07

FREE PRACTICE 2 - SECTOR ANALYSIS



SECTOR 1 = FL to I1, SECTOR 2 = I1 to I2 SECTOR 3 = I2 to I3, SECTOR 4 = I3 to FL, DIFF = Difference To Personal Best Lap, P = Crossed Finish Line in Pit Lane, D = Time Disallowed

3 -	31.559	97.8	18.511	118.1	26.881	88.5	23.903	118.7	1:40.854	86.85	1.458	14:45:40.812
4 -	31.259	97.9	18.572	122.4	27.095	77.4	24.402	120.2	1:41.328	86.45	1.932	14:47:22.140
5 -	31.441	97.1	18.273	118.5	26.244	86.8	23.784	118.1	1:39.742 (2)	87.82	0.346	14:49:01.882
6 -	31.069	97.6	18.306	121.1	26.744	82.2	23.719	119.4	1:39.838	87.74	0.442	14:50:41.720
7 -	31.231	96.5	18.784	115.7	26.673	86.4	IN PIT		3:14.423 P	45.05	1:35.027	14:53:56.143
8 -	OUTLAP	94.6	19.343	117.3	26.946	84.3	24.319	116.9	1:48.010	81.10	8.614	14:55:44.153
9 -	32.544	91.8	18.846	116.9	27.567	83.7	23.978	118.9	1:42.935	85.10	3.539	14:57:27.088
10 -	31.483	96.8	18.446	117.1	26.349	84.0	23.794	119.1	1:40.072	87.53	0.676	14:59:07.160
11 -	31.338	96.9	18.511	117.5	26.300	89.7	23.758	118.1	1:39.907	87.67	0.511	15:00:47.067
12 -	31.124	97.1	18.773	116.5	26.435	89.0	23.746	119.1	1:40.078	87.53	0.682	15:02:27.145
13 -	31.303	96.2	18.370	117.3	26.440	91.8	23.648	117.7	1:39.761 (3)	87.80	0.365	15:04:06.906
14 -	31.128	96.8	18.368	117.1	26.303	90.8	23.597	118.3	1:39.396 (1)	88.13		15:05:46.302

P19	39	Connor SELLORS						Mahindra - Microlise Cresswell Racing				
IDEAL LAP TIME : 1:38.724		BEST LAP TIME : 1:39.483				DIFFERENCE : 0.759						
LAP	SECTOR 1	SECTOR 2	SECTOR 3	SECTOR 4	LAP TIME	MPH	DIFF	TIME OF DAY				
1 -	OUTLAP	89.1	19.130	122.6	27.610	81.5	23.864	124.5	1:43.837	84.36	4.354	14:42:18.583
2 -	32.411	93.3	18.446	123.8	27.273	80.8	23.761	125.9	1:41.891	85.97	2.408	14:44:00.474
3 -	32.442	95.0	18.507	124.5	27.284	83.0	23.653	125.6	1:41.886	85.97	2.403	14:45:42.360
4 -	31.848	95.8	18.328	124.7	27.375	78.7	24.137	123.5	1:41.688	86.14	2.205	14:47:24.048
5 -	31.965	94.2	18.118	124.2	26.845	78.9	24.069	122.0	1:40.997	86.73	1.514	14:49:05.045
6 -	31.943	96.8	18.240	122.6	27.123	82.5	23.523	122.9	1:40.829	86.87	1.346	14:50:45.874
7 -	31.393	98.8	18.570	123.5	26.994	84.6	23.729	121.3	1:40.686	87.00	1.203	14:52:26.560
8 -	31.937	97.9	18.275	122.6	27.251	81.2	23.782	121.7	1:41.245	86.52	1.762	14:54:07.805
9 -	31.762	96.8	18.118	123.5	27.444	82.8	IN PIT		3:42.215 P	39.42	2:02.732	14:57:50.020
10 -	OUTLAP	95.3	18.705	122.2	26.994	82.5	23.619	122.4	1:42.165	85.74	2.682	14:59:32.185
11 -	31.672	98.3	18.428	122.4	26.564	84.3	23.374	125.2	1:40.038 (3)	87.56	0.555	15:01:12.223
12 -	31.678	96.0	18.073	124.0	26.448	86.5	23.446	124.5	1:39.645 (2)	87.91	0.162	15:02:51.868
13 -	30.829	98.6	18.172	124.2	26.947	82.0	23.535	122.9	1:39.483 (1)	88.05		15:04:31.351
14 -	31.964	96.1	18.329	122.2	27.287	84.6	23.493	120.6	1:41.073	86.66	1.590	15:06:12.424

P20	56 S	Charlie ATKINS						Honda NSF - Wilson Racing				
IDEAL LAP TIME : 1:38.931		BEST LAP TIME : 1:39.487				DIFFERENCE : 0.556						
LAP	SECTOR 1	SECTOR 2	SECTOR 3	SECTOR 4	LAP TIME	MPH	DIFF	TIME OF DAY				
1 -	OUTLAP	93.3	19.053	117.1	33.583	77.6	24.241	120.4	1:49.853	79.74	10.366	14:42:11.070
2 -	32.548	92.1	18.859	119.4	27.348	77.7	24.527	119.4	1:43.282	84.81	3.795	14:43:54.352
3 -	32.963	96.0	18.963	119.8	27.617	79.6	24.293	120.0	1:43.836	84.36	4.349	14:45:38.188
4 -	31.223	97.2	18.586	117.7	26.230	86.3	23.873	118.1	1:39.912	87.67	0.425	14:47:18.100
5 -	33.085	95.7	18.479	117.9	26.247	78.5	24.144	116.9	1:41.955	85.91	2.468	14:49:00.055
6 -	31.324	97.6	18.499	116.5	25.974	85.8	23.693	119.4	1:39.490 (2)	88.04	0.003	14:50:39.545
7 -	32.871	87.8	22.881	87.2	27.803	80.7	23.801	118.7	1:47.356	81.59	7.869	14:52:26.901
8 -	31.821	96.6	18.589	117.9	26.934	77.6	IN PIT		2:02.182 P	71.69	22.695	14:54:29.083
9 -	OUTLAP	67.6	22.211	104.6	27.042	84.5	24.970	117.9	1:53.587	77.12	14.100	14:56:22.670
10 -	31.128	96.5	18.571	118.1	26.695	79.8	23.832	118.3	1:40.226	87.40	0.739	14:58:02.896
11 -	31.037	96.4	18.480	117.5	26.266	83.8	23.906	117.5	1:39.689 (3)	87.87	0.202	14:59:42.585
12 -	35.369	56.1	25.194	72.8	29.789	80.2	24.056	117.7	1:54.408	76.56	14.921	15:01:36.993
13 -	31.192	96.5	18.438	117.7	30.499	70.3	31.135	115.9	1:51.264	78.73	11.777	15:03:28.257
14 -	31.373	96.9	18.429	118.3	26.194	84.2	23.491	118.9	1:39.487 (1)	88.05		15:05:07.744

P21	95 S	Ross TURNER						Honda NSF - RedRat Racing				
IDEAL LAP TIME : 1:39.434		BEST LAP TIME : 1:39.757				DIFFERENCE : 0.323						
LAP	SECTOR 1	SECTOR 2	SECTOR 3	SECTOR 4	LAP TIME	MPH	DIFF	TIME OF DAY				
1 -	OUTLAP	91.8	18.573	119.1	26.948	76.0	24.088	122.9	1:42.862	85.16	3.105	14:42:14.084
2 -	32.718	89.7	18.782	120.6	27.071	74.8	24.734	121.5	1:43.305	84.79	3.548	14:43:57.389
3 -	32.243	96.4	18.459	120.9	27.131	76.2	23.950	122.9	1:41.783	86.06	2.026	14:45:39.172
4 -	32.459	93.2	18.445	121.1	27.051	76.8	23.971	121.1	1:41.926	85.94	2.169	14:47:21.098
5 -	31.448	96.6	18.494	121.3	26.175	83.1	23.640	120.0	1:39.757 (1)	87.81		14:49:00.855
6 -	31.525	97.5	18.735	120.2	26.473	85.8	23.843	120.4	1:40.576 (2)	87.09	0.819	14:50:41.431
7 -	31.332	95.0	18.927	119.6	26.506	85.9	24.110	117.9	1:40.875	86.83	1.118	14:52:22.306
8 -	31.802	96.1	19.093	120.9	26.379	81.5	24.167	121.3	1:41.441	86.35	1.684	14:54:03.747
9 -	31.534	98.1	18.898	120.9	26.381	83.6	23.773	120.6	1:40.586	87.08	0.829	14:55:44.333
10 -	32.994	93.2	18.888	119.8	27.260	79.7	IN PIT		3:43.361 P	39.21	2:03.604	14:59:27.694

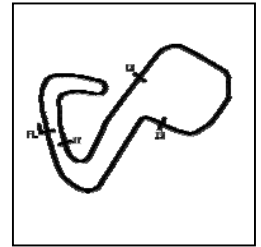
Weather / Track : Cloudy / Dry

Brands Hatch GP
Circuit Length = 2.4332 miles
Start: 14:40 Flag 15:05 End: 15:07

2018 Bennetts British Superbike Championship - Round 12

2018 HEL Performance British Motostar Championship

FREE PRACTICE 2 - SECTOR ANALYSIS



SECTOR 1 = FL to I1, SECTOR 2 = I1 to I2, SECTOR 3 = I2 to I3, SECTOR 4 = I3 to FL, DIFF = Difference To Personal Best Lap, P = Crossed Finish Line in Pit Lane, D = Time Disallowed

11 -	OUTLAP	96.6	19.073	120.2	26.736	83.6	23.932	120.2	1:44.465	83.85	4.708	15:01:12.159
12 -	32.228	96.0	18.888	120.2	26.592	81.8	23.890	120.2	1:41.598	86.22	1.841	15:02:53.757
13 -	31.406	97.6	18.577	121.3	26.722	83.5	23.872	120.0	1:40.577 (3)	87.09	0.820	15:04:34.334
14 -	31.226	96.9	18.393	121.1	27.115	77.3	23.887	121.3	1:40.621	87.05	0.864	15:06:14.955

P22		21 S		Daniel BROOKS				Honda NSF - Daniel Brooks Racing				
IDEAL LAP TIME : 1:39.345		BEST LAP TIME : 1:39.775				DIFFERENCE : 0.430						
LAP	SECTOR 1	SECTOR 2		SECTOR 3		SECTOR 4		LAP TIME	MPH	DIFF	TIME OF DAY	
1 -	OUTLAP	93.7	19.053	119.6	27.815	80.7	24.508	120.6	1:44.812	83.57	5.037	14:42:12.185
2 -	32.870	96.1	18.776	120.9	27.081	82.7	24.792	120.4	1:43.519	84.62	3.744	14:43:55.704
3 -	32.434	97.8	18.421	120.4	27.540	81.0	24.291	120.9	1:42.686	85.30	2.911	14:45:38.390
4 -	32.351	98.1	18.663	119.4	26.850	81.5	24.016	117.3	1:41.880	85.98	2.105	14:47:20.270
5 -	31.599	96.4	18.376	118.9	26.702	86.7	23.986	117.3	1:40.663	87.02	0.888	14:49:00.933
6 -	31.703	96.6	18.532	120.9	26.673	84.6	23.778	120.4	1:40.686	87.00	0.911	14:50:41.619
7 -	31.543	97.3	18.604	117.1	27.154	86.8	IN PIT		3:17.251 P	44.40	1:37.476	14:53:58.870
8 -	OUTLAP	93.0	19.267	115.9	27.045	84.7	24.317	118.5	1:45.447	83.07	5.672	14:55:44.317
9 -	32.444	92.5	18.799	118.5	27.370	86.1	23.825	117.9	1:42.438	85.51	2.663	14:57:26.755
10 -	31.182	97.1	18.264	117.7	27.047	85.1	23.769	116.9	1:40.262	87.36	0.487	14:59:07.017
11 -	31.646	97.9	18.418	117.5	26.658	84.3	23.454	120.2	1:40.176	87.44	0.401	15:00:47.193
12 -	31.155	96.4	18.664	117.1	26.676	88.7	23.552	120.6	1:40.047 (3)	87.55	0.272	15:02:27.240
13 -	31.323	96.5	18.293	118.3	26.788	89.9	23.371	119.6	1:39.775 (1)	87.79		15:04:07.015
14 -	31.257	97.3	18.161	117.1	26.797	85.1	23.572	117.9	1:39.787 (2)	87.78	0.012	15:05:46.802

P23		16 S		Harvey CLARIDGE				Honda NSF - Nova Racing / SP125				
IDEAL LAP TIME : 1:39.493		BEST LAP TIME : 1:39.840				DIFFERENCE : 0.347						
LAP	SECTOR 1	SECTOR 2		SECTOR 3		SECTOR 4		LAP TIME	MPH	DIFF	TIME OF DAY	
1 -	OUTLAP	90.9	18.702	121.7	26.846	80.1	24.237	120.9	1:43.379	84.73	3.539	14:42:14.116
2 -	32.101	96.2	18.564	123.3	26.506	78.1	24.480	120.0	1:41.651	86.17	1.811	14:43:55.767
3 -	31.957	96.6	18.684	118.5	27.220	81.9	24.538	117.5	1:42.399	85.54	2.559	14:45:38.166
4 -	31.785	97.6	18.296	118.7	26.278	81.4	23.853	118.7	1:40.212	87.41	0.372	14:47:18.378
5 -	31.357	96.5	18.344	116.5	26.357	87.1	24.022	115.9	1:40.080	87.52	0.240	14:48:58.458
6 -	31.832	96.4	18.569	114.1	26.605	87.1	23.896	116.9	1:40.902	86.81	1.062	14:50:39.360
7 -	31.230	96.4	18.706	113.7	27.521	81.7	IN PIT		5:13.054 P	27.98	3:33.214	14:55:52.414
8 -	OUTLAP	95.1	18.520	117.3	26.607	86.5	23.937	119.4	1:42.423	85.52	2.583	14:57:34.837
9 -	31.205	95.1	18.721	119.1	26.289	86.7	23.817	117.9	1:40.032	87.57	0.192	14:59:14.869
10 -	31.178	96.5	18.399	116.7	26.371	88.6	23.892	117.5	1:39.840 (1)	87.73		15:00:54.709
11 -	31.372	95.8	18.314	116.5	26.569	84.5	23.741	118.1	1:39.996 (2)	87.60	0.156	15:02:34.705
12 -	31.542	95.7	18.480	115.7	26.596	87.8	23.765	117.1	1:40.383	87.26	0.543	15:04:15.088
13 -	31.288	96.6	18.329	116.3	26.478	89.4	23.912	117.3	1:40.007 (3)	87.59	0.167	15:05:55.095

P24		18 S		Jodie FIELDHOUSE				Honda NSF - Go PINK Racing				
IDEAL LAP TIME : 1:39.866		BEST LAP TIME : 1:39.954				DIFFERENCE : 0.088						
LAP	SECTOR 1	SECTOR 2		SECTOR 3		SECTOR 4		LAP TIME	MPH	DIFF	TIME OF DAY	
1 -	OUTLAP	93.9	19.312	119.8	27.779	77.5	24.856	119.6	1:45.997	82.64	6.043	14:42:22.126
2 -	32.846	96.9	18.796	120.2	27.512	72.8	24.755	121.1	1:43.909	84.30	3.955	14:44:06.035
3 -	32.244	99.1	18.461	120.4	26.919	77.6	24.321	119.6	1:41.945	85.92	1.991	14:45:47.980
4 -	31.956	98.5	18.448	121.1	26.757	82.2	24.501	120.4	1:41.662	86.16	1.708	14:47:29.642
5 -	31.830	97.6	18.462	119.8	26.762	82.3	24.141	120.6	1:41.195	86.56	1.241	14:49:10.837
6 -	31.735	98.5	18.326	121.1	26.553	81.1	24.066	120.2	1:40.680	87.00	0.726	14:50:51.517
7 -	31.485	99.5	18.318	122.0	27.086	76.8	24.207	122.2	1:41.096	86.64	1.142	14:52:32.613
8 -	31.945	99.2	18.349	120.4	26.994	80.7	24.058	119.8	1:41.346	86.43	1.392	14:54:13.959
9 -	32.342	96.8	18.584	120.9	26.812	80.2	24.497	118.5	1:42.235	85.68	2.281	14:55:56.194
10 -	31.648	96.6	18.557	118.9	26.931	78.4	IN PIT		3:20.396 P	43.71	1:40.442	14:59:16.590
11 -	OUTLAP	96.9	18.772	119.4	26.706	81.9	24.362	119.8	1:45.605	82.94	5.651	15:01:02.195
12 -	31.762	97.8	18.390	119.8	26.347	84.7	23.939	120.4	1:40.438 (3)	87.21	0.484	15:02:42.633
13 -	31.349	97.2	18.326	120.0	26.363	80.4	23.969	119.6	1:40.007 (2)	87.59	0.053	15:04:22.640
14 -	31.273	97.1	18.307	119.4	26.431	81.5	23.943	120.2	1:39.954 (1)	87.63		15:06:02.594

Weather / Track : Cloudy / Dry

Brands Hatch GP

Circuit Length = 2.4332 miles

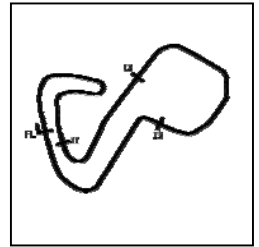
Start: 14:40 Flag 15:05 End: 15:07

MCRCB BULLETIN TK056

2018 Bennetts British Superbike Championship - Round 12

2018 HEL Performance British Motostar Championship

FREE PRACTICE 2 - SECTOR ANALYSIS



SECTOR 1 = FL to I1, SECTOR 2 = I1 to I2 SECTOR 3 = I2 to I3, SECTOR 4 = I3 to FL, DIFF = Difference To Personal Best Lap, P = Crossed Finish Line in Pit Lane, D = Time Disallowed

P25		17 S		Franco BOURNE				Honda NSF - Franco Bourne Racing				
IDEAL LAP TIME : 1:39.589		BEST LAP TIME : 1:40.008		DIFFERENCE : 0.419								
LAP	SECTOR 1	SECTOR 2		SECTOR 3		SECTOR 4		LAP TIME	MPH	DIFF	TIME OF DAY	
1 -	OUTLAP	93.9	18.977	114.7	27.310	85.3	24.465	115.3	1:42.835	85.18	2.827	14:42:31.791
2 -	31.739	94.3	18.799	116.5	26.625	86.2	24.542	116.5	1:41.705	86.12	1.697	14:44:13.496
3 -	31.626	94.6	18.718	116.7	26.738	88.0	24.192	115.9	1:41.274	86.49	1.266	14:45:54.770
4 -	31.632	95.3	18.571	116.7	26.371	84.0	23.786	119.6	1:40.360 (2)	87.28	0.352	14:47:35.130
5 -	31.475	94.2	18.532	116.9	26.663	87.4	24.057	116.3	1:40.727	86.96	0.719	14:49:15.857
6 -	31.493	95.7	18.712	116.1	26.354	88.7	24.415	115.3	1:40.974	86.75	0.966	14:50:56.831
7 -	31.654	95.0	18.505	118.9	26.478	87.2	24.207	114.5	1:40.844	86.86	0.836	14:52:37.675
8 -	31.475	95.8	18.807	115.3	26.337	86.5	24.011	116.5	1:40.630	87.05	0.622	14:54:18.305
9 -	31.559	95.7	18.842	115.5	26.237	88.6	24.414	115.7	1:41.052	86.68	1.044	14:55:59.357
10 -	31.557	94.7	19.251	114.3	27.184	82.4	IN PIT		2:23.812 P	60.91	43.804	14:58:23.169
11 -	OUTLAP	94.6	18.874	115.9	26.465	86.4	24.064	116.7	1:43.127	84.94	3.119	15:00:06.296
12 -	31.694	96.2	18.395	117.7	26.329	86.2	23.990	116.3	1:40.408 (3)	87.24	0.400	15:01:46.704
13 -	31.446	93.9	18.791	116.1	26.515	88.1	23.931	116.3	1:40.683	87.00	0.675	15:03:27.387
14 -	31.175	95.4	18.585	115.3	26.233	88.7	24.015	115.5	1:40.008 (1)	87.59		15:05:07.395

P26		50 S		Aditya BEHAL				Honda NSF - Microlise Cresswell Racing				
IDEAL LAP TIME : 1:40.083		BEST LAP TIME : 1:40.432		DIFFERENCE : 0.349								
LAP	SECTOR 1	SECTOR 2		SECTOR 3		SECTOR 4		LAP TIME	MPH	DIFF	TIME OF DAY	
1 -	OUTLAP	92.0	19.512	116.9	27.360	83.5	24.293	118.1	1:44.357	83.94	3.925	14:42:19.713
2 -	32.793	94.6	18.724	117.7	27.235	84.3	24.456	117.9	1:43.208	84.87	2.776	14:44:02.921
3 -	32.363	96.0	18.666	120.2	27.393	83.5	24.389	116.1	1:42.811	85.20	2.379	14:45:45.732
4 -	32.245	96.4	18.586	117.1	26.713	86.2	24.105	117.1	1:41.649	86.17	1.217	14:47:27.381
5 -	32.055	96.5	18.671	116.3	27.287	86.7	24.190	116.1	1:42.203	85.71	1.771	14:49:09.584
6 -	31.771	96.5	18.642	118.9	26.637	87.2	24.378	116.7	1:41.428	86.36	0.996	14:50:51.012
7 -	31.652	97.6	18.289	120.4	27.099	82.6	24.443	118.9	1:41.483	86.31	1.051	14:52:32.495
8 -	31.480	97.9	18.652	117.9	26.802	83.9	24.254	118.5	1:41.188 (3)	86.56	0.756	14:54:13.683
9 -	31.447	96.4	18.908	114.7	27.052	87.9	24.323	114.5	1:41.730	86.10	1.298	14:55:55.413
10 -	32.109	94.3	18.909	115.3	27.251	81.1	IN PIT		4:48.340 P	30.38	3:07.908	15:00:43.753
11 -	OUTLAP	93.9	19.082	114.7	26.920	85.1	23.899	118.5	1:44.169	84.09	3.737	15:02:27.922
12 -	31.458	97.2	18.825	116.3	26.866	87.1	23.991	116.3	1:41.140 (2)	86.61	0.708	15:04:09.062
13 -	31.473	96.2	18.573	116.1	26.676	89.8	23.710	118.1	1:40.432 (1)	87.22		15:05:49.494

P27		20 S		Jack HART				Honda NSF - Wilson Racing				
IDEAL LAP TIME : 1:40.903		BEST LAP TIME : 1:40.990		DIFFERENCE : 0.087								
LAP	SECTOR 1	SECTOR 2		SECTOR 3		SECTOR 4		LAP TIME	MPH	DIFF	TIME OF DAY	
1 -	OUTLAP	86.8	19.144	122.4	27.803	75.4	24.946	118.9	1:47.560	81.44	6.570	14:42:13.834
2 -	32.882	93.7	18.693	122.4	27.169	77.2	24.770	120.0	1:43.514	84.62	2.524	14:43:57.348
3 -	32.124	95.4	18.387	121.7	27.193	79.5	24.191	120.6	1:41.895	85.96	0.905	14:45:39.243
4 -	32.515	96.2	18.550	123.5	27.631	77.9	24.504	119.4	1:43.200	84.88	2.210	14:47:22.443
5 -	32.742	92.0	19.190	118.7	27.106	77.6	24.549	119.4	1:43.587	84.56	2.597	14:49:06.030
6 -	32.520	96.1	18.618	120.4	27.586	76.8	24.398	119.6	1:43.122	84.94	2.132	14:50:49.152
7 -	31.841	97.6	18.761	118.7	27.250	84.7	24.402	116.1	1:42.254	85.66	1.264	14:52:31.406
8 -	32.080	97.1	18.516	117.5	27.238	82.9	24.371	118.3	1:42.205	85.70	1.215	14:54:13.611
9 -	32.266	96.8	18.545	118.7	27.115	80.5	IN PIT		2:36.978 P	55.80	55.988	14:56:50.589
10 -	OUTLAP	91.8	18.883	118.1	27.059	81.2	24.321	118.7	1:43.927	84.28	2.937	14:58:34.516
11 -	31.945	96.8	18.406	118.3	27.124	83.4	24.094	117.9	1:41.569 (3)	86.24	0.579	15:00:16.085
12 -	31.865	96.1	18.585	118.1	27.173	83.0	24.246	118.3	1:41.869	85.99	0.879	15:01:57.954
13 -	31.944	97.2	18.250	118.9	27.115	84.8	24.114	117.9	1:41.423 (2)	86.36	0.433	15:03:39.377
14 -	31.614	97.9	18.337	118.1	27.047	84.0	23.992	117.1	1:40.990 (1)	86.73		15:05:20.367

P28		66 S		Annabel THOMAS				Honda NSF - Four Anjels Racing				
IDEAL LAP TIME : 1:40.969		BEST LAP TIME : 1:41.295		DIFFERENCE : 0.326								
LAP	SECTOR 1	SECTOR 2		SECTOR 3		SECTOR 4		LAP TIME	MPH	DIFF	TIME OF DAY	
1 -	OUTLAP	94.6	18.904	114.5	27.738	84.4	24.503	116.7	1:44.897	83.50	3.602	14:42:20.553
2 -	32.232	95.7	18.767	116.3	27.201	86.0	24.618	117.9	1:42.818	85.19	1.523	14:44:03.371
3 -	32.306	88.8	19.011	115.5	27.422	86.5	24.346	117.9	1:43.085	84.97	1.790	14:45:46.456
4 -	32.062	96.1	18.728	115.5	27.497	85.0	IN PIT		5:02.927 P	28.91	3:21.632	14:50:49.383

Weather / Track : Cloudy / Dry

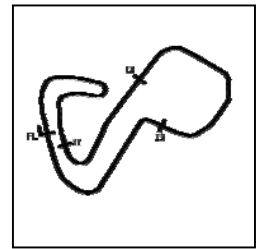
Brands Hatch GP
Circuit Length = 2.4332 miles
Start: 14:40 Flag 15:05 End: 15:07

MCRCB BULLETIN TK056

2018 Bennetts British Superbike Championship - Round 12

2018 HEL Performance British Motostar Championship

FREE PRACTICE 2 - SECTOR ANALYSIS



SECTOR 1 = FL to I1, SECTOR 2 = I1 to I2 SECTOR 3 = I2 to I3, SECTOR 4 = I3 to FL, DIFF = Difference To Personal Best Lap, P = Crossed Finish Line in Pit Lane, D = Time Disallowed

5 -	OUTLAP	93.2	19.158	116.7	27.590	86.3	24.436	116.5	1:49.540	79.96	8.245	14:52:38.923
6 -	32.039	96.5	18.616	117.5	27.245	84.8	24.263	116.7	1:42.163	85.74	0.868	14:54:21.086
7 -	31.603	96.4	19.065	118.1	27.373	88.0	24.127	117.5	1:42.168	85.73	0.873	14:56:03.254
8 -	32.028	93.5	18.647	117.9	27.574	84.2	24.559	117.7	1:42.808	85.20	1.513	14:57:46.062
9 -	31.682	96.2	18.546	117.5	27.106	86.1	24.204	116.9	1:41.538 (2)	86.27	0.243	14:59:27.600
10 -	32.130	96.2	18.621	117.3	26.999	86.2	24.225	117.1	1:41.975	85.90	0.680	15:01:09.575
11 -	31.648	95.3	18.376	117.7	27.158	85.4	24.113	116.7	1:41.295 (1)	86.47		15:02:50.870
12 -	31.606	96.6	18.550	118.7	27.638	85.1	24.166	118.1	1:41.960 (3)	85.91	0.665	15:04:32.830
13 -	32.203	94.3	18.443	119.4	27.390	89.1	23.991	116.3	1:42.027	85.85	0.732	15:06:14.857

P29 13 S		Jacob CLARK				Honda NSF - Wilson Racing						
IDEAL LAP TIME : 1:41.171		BEST LAP TIME : 1:41.567				DIFFERENCE : 0.396						
LAP	SECTOR 1	SECTOR 2	SECTOR 3	SECTOR 4	LAP TIME	MPH	DIFF	TIME OF DAY				
1 -	OUTLAP	89.2	19.319	115.1	27.720	82.0	24.724	117.1	1:45.826	82.77	4.259	14:42:10.735
2 -	32.645	93.9	19.123	115.1	27.582	79.9	24.600	119.1	1:43.950	84.26	2.383	14:43:54.685
3 -	32.921	94.1	18.804	119.1	27.773	76.1	24.398	120.2	1:43.896	84.31	2.329	14:45:38.581
4 -	32.458	95.4	18.753	119.6	27.649	76.1	24.523	117.7	1:43.383	84.73	1.816	14:47:21.964
5 -	33.005	89.1	19.443	115.7	27.291	76.1	IN PIT		2:06.446	P	24.879	14:49:28.410
6 -	OUTLAP	92.0	19.144	114.7	27.349	81.2	24.382	116.1	1:45.197	83.27	3.630	14:51:13.607
7 -	32.155	94.3	18.981	115.7	27.102	84.9	24.040	116.7	1:42.278	85.64	0.711	14:52:55.885
8 -	32.284	93.2	18.969	115.3	27.236	82.2	24.311	115.9	1:42.800	85.21	1.233	14:54:38.685
9 -	32.043	92.8	18.969	113.9	26.966	84.8	24.115	116.7	1:42.093	85.80	0.526	14:56:20.778
10 -	31.911	93.5	18.763	116.1	27.277	82.0	24.208	116.9	1:42.159	85.74	0.592	14:58:02.937
11 -	32.011	93.9	18.748	116.1	26.641	84.8	24.167	116.9	1:41.567 (1)	86.24		14:59:44.504
12 -	32.015	93.9	18.712	115.7	26.772	84.6	24.183	115.9	1:41.682 (2)	86.14	0.115	15:01:26.186
13 -	31.981	93.9	18.666	116.5	27.570	76.9	24.754	116.3	1:42.971	85.07	1.404	15:03:09.157
14 -	31.830	93.0	18.771	115.7	26.957	80.9	24.178	116.3	1:41.736 (3)	86.10	0.169	15:04:50.893
15 -	32.124	95.4	18.660	116.3	27.024	79.6	24.074	116.7	1:41.882	85.98	0.315	15:06:32.775

P30 57 S		Josh HIATT				Honda NSF - SorryMate.com						
IDEAL LAP TIME : 1:41.581		BEST LAP TIME : 1:41.972				DIFFERENCE : 0.391						
LAP	SECTOR 1	SECTOR 2	SECTOR 3	SECTOR 4	LAP TIME	MPH	DIFF	TIME OF DAY				
1 -	OUTLAP	94.6	19.145	118.3	27.964	81.5	24.924	118.5	1:46.265	82.43	4.293	14:42:09.913
2 -	33.155	96.0	19.313	118.1	27.281	77.9	24.638	118.7	1:44.387	83.91	2.415	14:43:54.300
3 -	34.048	96.2	18.740	121.5	27.419	74.0	24.468	120.2	1:44.675	83.68	2.703	14:45:38.975
4 -	32.576	98.5	18.565	115.3	27.507	75.6	24.605	117.1	1:43.253	84.83	1.281	14:47:22.228
5 -	32.820	96.2	18.870	119.4	26.886	77.9	24.870	116.5	1:43.446	84.68	1.474	14:49:05.674
6 -	32.653	96.6	18.742	118.1	26.957	80.6	24.254	117.7	1:42.606	85.37	0.634	14:50:48.280
7 -	32.632	94.3	18.852	117.1	27.481	80.7	24.401	117.5	1:43.366	84.74	1.394	14:52:31.646
8 -	32.264	97.5	18.654	118.3	27.114	83.1	24.202	120.4	1:42.234 (2)	85.68	0.262	14:54:13.880
9 -	32.341	97.5	18.713	115.9	27.052	82.4	IN PIT		3:27.831	P	1:45.859	14:57:41.711
10 -	OUTLAP	95.7	18.858	117.9	27.104	85.3	24.272	116.5	1:43.325	84.77	1.353	14:59:25.036
11 -	32.452	95.8	18.927	117.3	26.782	84.5	24.259	117.3	1:42.420 (3)	85.52	0.448	15:01:07.456
12 -	32.358	95.1	18.675	117.7	27.272	82.9	24.197	117.5	1:42.502	85.46	0.530	15:02:49.958
13 -	32.306	95.7	18.665	117.3	27.386	82.8	24.321	116.9	1:42.678	85.31	0.706	15:04:32.636
14 -	32.161	95.7	18.619	117.1	27.119	86.0	24.073	117.7	1:41.972 (1)	85.90		15:06:14.608

P31 23 S		Osian JONES				Honda NSF - Wilson Racing						
IDEAL LAP TIME : 1:42.726		BEST LAP TIME : 1:43.045				DIFFERENCE : 0.319						
LAP	SECTOR 1	SECTOR 2	SECTOR 3	SECTOR 4	LAP TIME	MPH	DIFF	TIME OF DAY				
1 -	OUTLAP	90.9	19.342	117.3	28.296	79.4	25.117	117.1	1:46.686	82.10	3.641	14:42:09.480
2 -	33.337	94.5	18.995	117.7	27.543	78.4	24.833	118.3	1:44.708	83.65	1.663	14:43:54.188
3 -	32.993	97.2	18.771	118.9	27.541	77.8	24.563	117.3	1:43.868	84.33	0.823	14:45:38.056
4 -	32.585	97.8	18.889	117.9	27.651	73.8	24.755	116.7	1:43.880	84.32	0.835	14:47:21.936
5 -	32.666	96.0	18.783	118.1	27.320	78.8	24.845	116.3	1:43.614 (3)	84.54	0.569	14:49:05.550
6 -	32.913	97.2	18.680	119.1	27.478	78.1	24.736	118.9	1:43.807	84.38	0.762	14:50:49.357
7 -	32.366	95.8	18.910	118.9	27.409	80.8	24.360	117.3	1:43.045 (1)	85.00		14:52:32.402
8 -	32.708	96.8	18.754	117.7	27.368	78.7	24.512	117.3	1:43.342 (2)	84.76	0.297	14:54:15.744
9 -	34.404	91.4	19.864	106.8	30.967	70.1	IN PIT		3:15.941	P	1:32.896	14:57:31.685
10 -	OUTLAP	90.3	19.070	115.5	28.165	75.2	24.740	117.1	1:45.978	82.65	2.933	14:59:17.663
11 -	32.958	94.2	19.169	118.5	27.553	77.9	24.621	117.3	1:44.301	83.98	1.256	15:01:01.964
12 -	32.846	94.6	19.085	117.5	27.735	78.0	24.799	115.7	1:44.465	83.85	1.420	15:02:46.429

Brands Hatch GP
 Circuit Length = 2.4332 miles
 Start: 14:40 Flag 15:05 End: 15:07

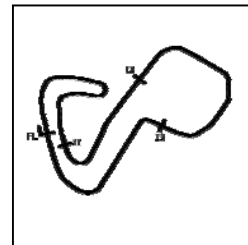
Weather / Track : Cloudy / Dry

MCRCB BULLETIN TK056

2018 Bennetts British Superbike Championship - Round 12

2018 HEL Performance British Motostar Championship

FREE PRACTICE 2 - SECTOR ANALYSIS



SECTOR 1 = FL to I1, SECTOR 2 = I1 to I2 SECTOR 3 = I2 to I3, SECTOR 4 = I3 to FL, DIFF = Difference To Personal Best Lap, P = Crossed Finish Line in Pit Lane, D = Time Disallowed

P32 22 S		Ross MAGUIRE		Honda NSF - Banks Racing / MotoEngineering								
IDEAL LAP TIME : 1:43.420		BEST LAP TIME : 1:43.707		DIFFERENCE : 0.287								
LAP	SECTOR 1	SECTOR 2		SECTOR 3		SECTOR 4		LAP TIME	MPH	DIFF	TIME OF DAY	
1 -	OUTLAP	85.1	19.218	117.1	28.149	77.5	24.751	119.4	1:47.649	81.37	3.942	14:42:12.060
2 -	33.415	90.5	19.261	116.7	27.573	81.3	IN PIT		5:53.700 P	24.76	4:09.993	14:48:05.760
3 -	OUTLAP	89.4	19.736	114.9	28.033	80.2	24.499	116.3	1:48.125	81.01	4.418	14:49:53.885
4 -	32.570	93.0	18.953	116.7	27.588	79.1	24.596	115.9	1:43.707 (1)	84.46		14:51:37.592
5 -	32.395	90.3	19.342	115.1	28.114	76.5	24.616	115.9	1:44.467 (3)	83.85	0.760	14:53:22.059
6 -	32.534	91.0	18.957	116.7	27.713	79.7	24.824	92.5	1:44.028 (2)	84.20	0.321	14:55:06.087

P33 97		Chris TAYLOR		Mahindra - Microlise Cresswell Racing								
IDEAL LAP TIME : 1:39.447		BEST LAP TIME :		DIFFERENCE :								
LAP	SECTOR 1	SECTOR 2		SECTOR 3		SECTOR 4		LAP TIME	MPH	DIFF	TIME OF DAY	
1 -	OUTLAP	100.0	17.845	122.4	26.385	78.2	23.721	125.9	1:39.872	87.71		14:42:13.346

Weather / Track : Cloudy / Dry

Brands Hatch GP
 Circuit Length = 2.4332 miles
 Start: 14:40 Flag 15:05 End: 15:07

MCRCB BULLETIN TK058**2018 Bennetts British Superbike Championship - Round 12****2018 HEL Performance British Motostar Championship****FREE PRACTICE 2 - BEST SPEEDS**

POS	INTERMEDIATE 1		INTERMEDIATE 2		INTERMEDIATE 3		FINISH LINE		MPH			
	NO	NAME	MPH	NO	NAME	MPH	NO	NAME				
1	15	McMANUS	105.8	14	NIXON	132.6	12	RENDELL	95.4	64	DURHAM	130.5
2	79	STACEY	105.8	15	McMANUS	131.8	64	DURHAM	93.5	14	NIXON	129.5
3	64	DURHAM	105.3	79	STACEY	131.5	1	ARCHER	92.8	15	McMANUS	128.5
4	14	NIXON	105.1	1	ARCHER	130.5	7	BEST	92.8	79	STACEY	128.5
5	1	ARCHER	105.0	64	DURHAM	130.3	97	TAYLOR	92.1	1	ARCHER	128.3
6	11	JONES	104.8	11	JONES	128.5	11	JONES	92.0	11	JONES	128.0
7	54	BURMAN	104.2	54	BURMAN	128.3	89	MORETON	91.8	7	BEST	126.1
8	7	BEST	103.2	7	BEST	127.8	8	LODGE	91.0	8	LODGE	125.9
9	8	LODGE	103.2	8	LODGE	126.1	19	OGDEN	91.0	54	BURMAN	125.9
10	12	RENDELL	102.6	48	PINFOLD	126.1	14	NIXON	90.9	48	PINFOLD	125.9
11	48	PINFOLD	100.7	97	TAYLOR	125.4	30	COOK	90.9	39	SELLORS	125.9
12	97	TAYLOR	100.0	39	SELLORS	124.7	15	McMANUS	90.8	97	TAYLOR	125.9
13	30	COOK	99.8	12	RENDELL	123.5	25	STRUDWICK	90.6	12	RENDELL	123.8
14	25	STRUDWICK	99.7	20	HART	123.5	54	BURMAN	90.4	95	TURNER	122.9
15	18	FIELDHOUSE	99.5	16	CLARIDGE	123.3	69	IRWIN	89.9	25	STRUDWICK	122.2
16	69	IRWIN	99.4	25	STRUDWICK	123.1	21	BROOKS	89.9	18	FIELDHOUSE	122.2
17	19	OGDEN	99.2	69	IRWIN	122.4	79	STACEY	89.8	30	COOK	121.5
18	39	SELLORS	98.8	89	MORETON	122.4	50	BEHAL	89.8	72	HORSMAN	121.5
19	72	HORSMAN	98.6	18	FIELDHOUSE	122.0	16	CLARIDGE	89.4	69	IRWIN	121.3
20	57	HIATT	98.5	72	HORSMAN	121.5	72	HORSMAN	89.2	21	BROOKS	120.9
21	95	TURNER	98.1	57	HIATT	121.5	66	THOMAS	89.1	16	CLARIDGE	120.9
22	21	BROOKS	98.1	95	TURNER	121.3	17	BOURNE	88.7	20	HART	120.6
23	89	MORETON	97.9	21	BROOKS	120.9	48	PINFOLD	88.0	56	ATKINS	120.4
24	50	BEHAL	97.9	30	COOK	120.4	39	SELLORS	86.5	57	HIATT	120.4
25	20	HART	97.9	50	BEHAL	120.4	56	ATKINS	86.3	89	MORETON	120.2
26	23	JONES	97.8	19	OGDEN	120.0	57	HIATT	86.0	13	CLARK	120.2
27	56	ATKINS	97.6	56	ATKINS	119.8	95	TURNER	85.9	19	OGDEN	120.0
28	16	CLARIDGE	97.6	13	CLARK	119.6	13	CLARK	84.9	17	BOURNE	119.6
29	66	THOMAS	96.6	66	THOMAS	119.4	20	HART	84.8	22	MAGUIRE	119.4
30	17	BOURNE	96.2	23	JONES	119.1	18	FIELDHOUSE	84.7	50	BEHAL	118.9
31	13	CLARK	95.4	17	BOURNE	118.9	22	MAGUIRE	81.3	23	JONES	118.9
32	22	MAGUIRE	93.0	22	MAGUIRE	117.1	23	JONES	80.8	66	THOMAS	118.1

33

Weather / Track : Cloudy / Dry

Results can be found at www.tsl-timing.com

Brands Hatch GP

Circuit Length = 2.4332 miles

Start: 14:40 Flag 15:05 End: 15:07

Printed - 15:09 Friday, 12 October 2018

MCRCB BULLETIN TK059

2018 Bennetts British Superbike Championship - Round 12

2018 HEL Performance British Motostar Championship

FREE PRACTICE 2 - FASTEST LAP SEQUENCE

SESS. TIME	NO	CL	NAME	ENTRY	TIME	MPH	LAP
3:34.090	15		Eugene McMANUS	KTM - RS Racing	1:37.362	89.97	2
3:56.298	64		Asher DURHAM	Mahindra - Microlise Cresswell Racing	1:36.510	90.76	2
4:03.982	1		Jake ARCHER	KTM - City Lifting / RS Racing	1:35.986	91.26	2
5:31.694	64		Asher DURHAM	Mahindra - Microlise Cresswell Racing	1:35.397	91.82	3
7:06.898	64		Asher DURHAM	Mahindra - Microlise Cresswell Racing	1:35.203	92.01	4
7:42.567	12		Edward RENDELL	KTM FTR - Banks Racing	1:34.688	92.51	4
8:41.366	64		Asher DURHAM	Mahindra - Microlise Cresswell Racing	1:34.469	92.72	5
10:26.936	55		Jack SCOTT	KTM - City Lifting / RS Racing	1:34.436	92.75	6
12:00.990	55		Jack SCOTT	KTM - City Lifting / RS Racing	1:34.054	93.13	7
20:05.994	55		Jack SCOTT	KTM - City Lifting / RS Racing	1:33.668	93.52	11
24:47.900	55		Jack SCOTT	KTM - City Lifting / RS Racing	1:33.590	93.59	14

Weather / Track : Cloudy / Dry

Results can be found at www.tsl-timing.com

Brands Hatch GP
Circuit Length = 2.4332 miles
Start: 14:40 Flag 15:05 End: 15:07

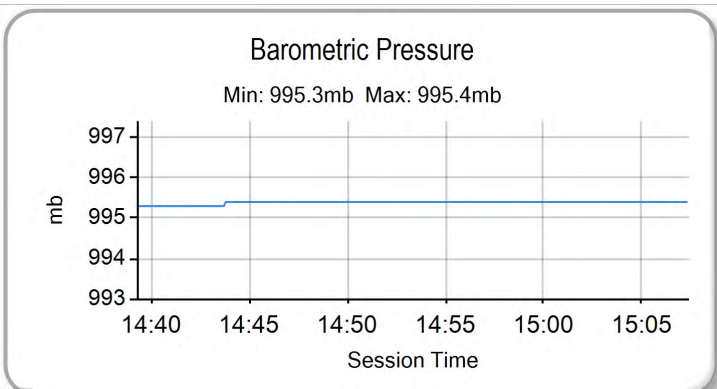
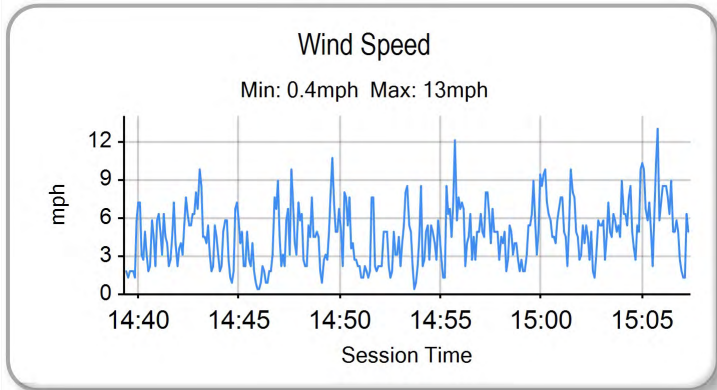
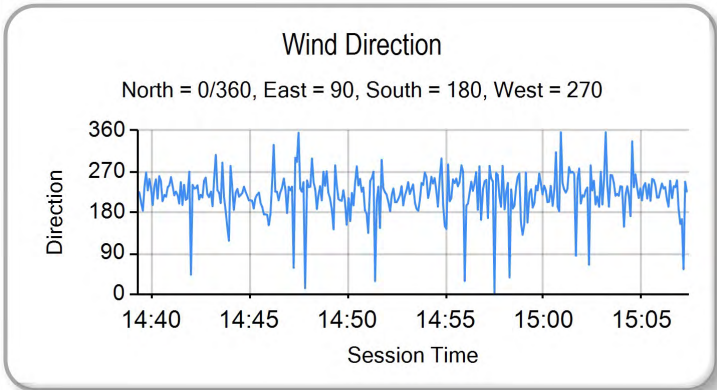
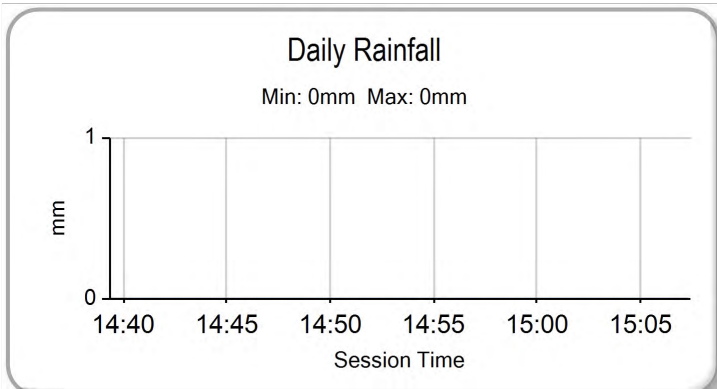
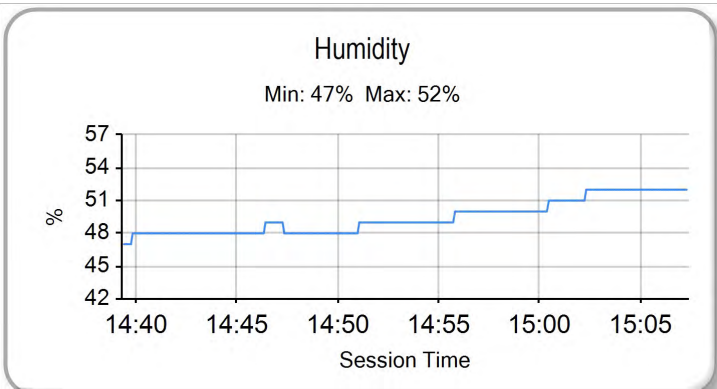
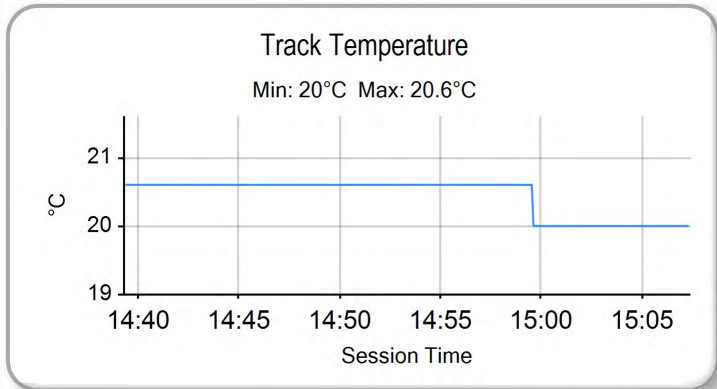
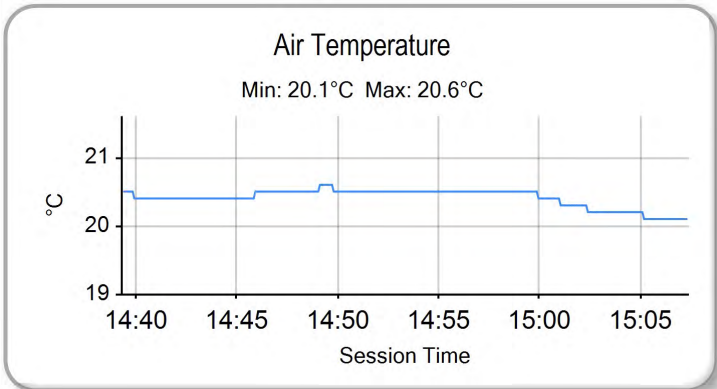
Printed - 15:10 Friday, 12 October 2018

MCRCB BULLETIN TK060

2018 Bennetts British Superbike Championship - Round 12

2018 HEL Performance British Motostar Championship

FREE PRACTICE 2 - WEATHER CONDITIONS



Weather / Track : Cloudy / Dry

Results can be found at www.tsl-timing.com

Brands Hatch GP
Circuit Length = 2.4332 miles
Start: 14:40 Flag 15:05 End: 15:07

Printed - 15:10 Friday, 12 October 2018



POS	NO	CL	PIC NAME	ENTRY	TIME	ON	LAPS	GAP	DIFF	MPH
1	55		1 Jack SCOTT	KTM - City Lifting / RS Racing	1:32.859	12	13			94.33
2	1		2 Jake ARCHER	KTM - City Lifting / RS Racing	1:33.397	13	13	0.538	0.538	93.79
3	64		3 Asher DURHAM	Mahindra - Microlise Cresswell Racing	1:33.551	12	15	0.692	0.154	93.63
4	12		4 Edward RENDELL	KTM FTR - Banks Racing	1:34.136	9	14	1.277	0.585	93.05
5	11		5 Dan JONES	KTM - SymCirrus Motorsport	1:34.415	14	15	1.556	0.279	92.78
6	15		6 Eugene McMANUS	KTM - RS Racing	1:34.788	14	14	1.929	0.373	92.41
7	14		7 Jack NIXON	KTM - Santander Salt	1:34.964	14	14	2.105	0.176	92.24
8	7		8 Edmund BEST	KTM - SymCirrus Motorsport	1:34.990	15	15	2.131	0.026	92.21
9	79		9 Storm STACEY	KTM - FPW Racing	1:35.096	10	15	2.237	0.106	92.11
10	8		10 Elliot LODGE	FTR - Spike Racing / SP125	1:35.189	14	14	2.330	0.093	92.02
11	48		11 Sharni PINFOLD	KTM - RS Racing	1:36.592	11	14	3.733	1.403	90.68
12	19	S	1 Scott OGDEN	Honda NSF - Wilson Racing	1:37.096	15	15	4.237	0.504	90.21
13	25	S	2 Thomas STRUDWICK	Honda NSF - Case Moto Rapido Moto3	1:37.174	14	15	4.315	0.078	90.14
14	30	S	3 Max COOK	Honda NSF - Wilson Racing	1:37.217	8	14	4.358	0.043	90.10
15	54		12 Sam BURMAN	KTM - TeamWNT / Burman Racing	1:37.514	12	14	4.655	0.297	89.83
16	72	S	4 Cameron HORSMAN	Honda NSF - Nova / FAB Racing	1:37.684	14	14	4.825	0.170	89.67
17	95	S	5 Ross TURNER	Honda NSF - RedRat Racing	1:37.685	14	15	4.826	0.001	89.67
18	39		13 Connor SELLORS	Mahindra - Microlise Cresswell Racing	1:38.262	13	13	5.403	0.577	89.14
19	89	S	6 Taylor MORETON	Honda NSF - Lloyd & Jones Bowker Motorrad	1:38.463	14	14	5.604	0.201	88.96
20	17	S	7 Franco BOURNE	Honda NSF - Franco Bourne Racing	1:38.542	13	13	5.683	0.079	88.89
21	56	S	8 Charlie ATKINS	Honda NSF - Wilson Racing	1:38.676	14	14	5.817	0.134	88.77
22	18	S	9 Jodie FIELDHOUSE	Honda NSF - Go PINK Racing	1:38.922	14	14	6.063	0.246	88.55
23	69	S	10 Rhys IRWIN	Honda NSF - Motorcycling Ireland by Irwin Racing	1:39.231	2	3	6.372	0.309	88.27
24	16	S	11 Harvey CLARIDGE	Honda NSF - Nova Racing / SP125	1:39.714	12	14	6.855	0.483	87.84
25	21	S	12 Daniel BROOKS	Honda NSF - Daniel Brooks Racing	1:39.732	5	13	6.873	0.018	87.83
26	20	S	13 Jack HART	Honda NSF - Wilson Racing	1:39.932	15	15	7.073	0.200	87.65
27	50	S	14 Aditya BEHAL	Honda NSF - Microlise Cresswell Racing	1:39.976	13	13	7.117	0.044	87.61
28	22	S	15 Ross MAGUIRE	Honda NSF - Banks Racing / MotoEngineering	1:40.152	13	15	7.293	0.176	87.46
29	13	S	16 Jacob CLARK	Honda NSF - Wilson Racing	1:40.619	11	14	7.760	0.467	87.05
30	66	S	17 Annabel THOMAS	Honda NSF - Four Anjels Racing	1:40.907	8	13	8.048	0.288	86.81
31	57	S	18 Josh HIATT	Honda NSF - SorryMate.com	1:41.208	9	13	8.349	0.301	86.55
32	23	S	19 Osian JONES	Honda NSF - Wilson Racing	1:41.346	14	14	8.487	0.138	86.43

CLASS "" - QUALIFYING LAPTIME (110.0% of 1:32.859) = 1:42.144

CLASS "S" - QUALIFYING LAPTIME (110.0% of 1:37.096) = 1:46.805

Weather / Track : Cloudy / Dry

These results are provisional until the conclusion of any judicial and technical matters.

Brands Hatch GP

Circuit Length = 2.4332 miles

Start: 09:00 Flag 09:25 End: 09:26

Race Director :

Stewards :

Timekeeper :

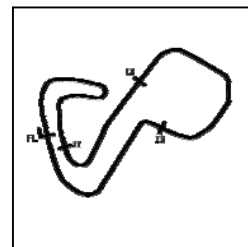
Results can be found at www.britishsuperbike.com

Printed - 09:27 Saturday, 13 October 2018

2018 Bennetts British Superbike Championship - Round 12

2018 HEL Performance British Motostar Championship

QUALIFYING - SECTOR ANALYSIS



SECTOR 1 = FL to I1, SECTOR 2 = I1 to I2 SECTOR 3 = I2 to I3, SECTOR 4 = I3 to FL, DIFF = Difference To Personal Best Lap, P = Crossed Finish Line in Pit Lane, D = Time Disallowed

P1 55		Jack SCOTT				KTM - City Lifting / RS Racing							
IDEAL LAP TIME : 1:32.570		BEST LAP TIME : 1:32.859				DIFFERENCE : 0.289							
LAP	SECTOR 1	SECTOR 2	SECTOR 3	SECTOR 4	LAP TIME	MPH	DIFF	TIME OF DAY					
1 -	OUTLAP	102.2	17.847	126.8	27.892	72.5	23.435	126.8	1:44.118	84.13	11.259	09:01:58.933	
2 -	30.607	103.0	17.559	124.5	45.513	52.4	25.398	125.4	1:59.077	73.56	26.218	09:03:58.010	
3 -	30.011	102.9	17.431	126.8	24.925	89.1	23.128	124.9	1:35.495	91.73	2.636	09:05:33.505	
4 -	30.687	79.6	24.094	104.8	31.690	84.8	23.157	125.6	1:49.628	79.90	16.769	09:07:23.133	
5 -	29.466	103.7	17.301	127.8	25.371	88.8	22.628	125.2	1:34.766	92.43	1.907	09:08:57.899	
6 -	29.580	102.6	17.223	127.3	24.726	91.6	22.368	126.1	1:33.897	93.29	1.038	09:10:31.796	
7 -	32.411	93.8	19.451	110.5	27.222	79.3	IN PIT		5:08.129	P	28.42	3:35.270	09:15:39.925
8 -	OUTLAP	78.3	27.624	65.2	30.147	84.7	23.097	125.6	1:52.403	77.93	19.544	09:17:32.328	
9 -	29.425	103.2	17.266	127.5	24.851	92.0	IN PIT		2:22.863	P	61.31	50.004	09:19:55.191
10 -	OUTLAP	79.6	19.690	103.7	25.541	90.9	22.655	126.1	1:44.161	84.09	11.302	09:21:39.352	
11 -	29.286	103.8	17.106	127.5	24.598	92.9	22.097	127.5	1:33.087	(3)	94.10	0.228	09:23:12.439
12 -	29.222	104.2	17.087	127.8	24.287	93.2	22.263	126.3	1:32.859	(1)	94.33		09:24:45.298
13 -	29.153	103.0	17.033	128.8	24.560	94.7	22.244	126.3	1:32.990	(2)	94.20	0.131	09:26:18.288

P2 1		Jake ARCHER				KTM - City Lifting / RS Racing							
IDEAL LAP TIME : 1:33.293		BEST LAP TIME : 1:33.397				DIFFERENCE : 0.104							
LAP	SECTOR 1	SECTOR 2	SECTOR 3	SECTOR 4	LAP TIME	MPH	DIFF	TIME OF DAY					
1 -	OUTLAP	103.2	17.626	126.8	25.974	84.9	23.029	126.6	1:37.882	89.49	4.485	09:02:25.675	
2 -	30.634	103.8	17.591	127.5	25.284	85.9	23.241	126.6	1:36.750	90.54	3.353	09:04:02.425	
3 -	29.825	104.3	17.269	128.3	24.987	89.0	22.633	126.1	1:34.714	92.48	1.317	09:05:37.139	
4 -	29.638	105.0	17.258	129.3	25.815	88.5	IN PIT		2:51.849	P	50.97	1:18.452	09:08:28.988
5 -	OUTLAP	101.5	17.410	128.3	25.232	85.4	22.804	126.8	1:36.966	90.33	3.569	09:10:05.954	
6 -	29.615	104.2	17.212	127.8	24.791	90.3	22.625	126.6	1:34.243	92.94	0.846	09:11:40.197	
7 -	29.540	104.6	17.251	127.0	24.769	91.5	22.526	126.3	1:34.086	93.10	0.689	09:13:14.283	
8 -	30.276	96.0					IN PIT		4:48.402	P	30.37	3:15.005	09:18:02.685
9 -	OUTLAP	98.8	17.896	125.9	25.073	88.4	22.623	126.8	1:37.746	89.61	4.349	09:19:40.431	
10 -	29.536	103.4	17.332	128.3	24.677	91.4	22.477	126.3	1:34.022	(3)	93.16	0.625	09:21:14.453
11 -	29.496	104.8	17.084	129.0	24.525	90.5	22.400	127.8	1:33.505	(2)	93.68	0.108	09:22:47.958
12 -	29.579	98.9	17.489	129.5	24.778	91.6	22.428	127.0	1:34.274	92.91	0.877	09:24:22.232	
13 -	29.365	104.5	17.011	129.8	24.629	93.8	22.392	126.6	1:33.397	(1)	93.79		09:25:55.629

P3 64		Asher DURHAM				Mahindra - Microlise Cresswell Racing							
IDEAL LAP TIME : 1:33.468		BEST LAP TIME : 1:33.551				DIFFERENCE : 0.083							
LAP	SECTOR 1	SECTOR 2	SECTOR 3	SECTOR 4	LAP TIME	MPH	DIFF	TIME OF DAY					
1 -	OUTLAP	100.4	17.853	128.0	26.248	86.2	23.100	125.9	1:39.795	87.77	6.244	09:04:21.106	
2 -	30.341	103.0	17.468	128.3	25.253	86.7	22.748	126.3	1:35.810	91.42	2.259	09:05:56.916	
3 -	29.923	103.7	17.379	128.5	24.971	85.3	22.846	126.8	1:35.119	92.09	1.568	09:07:32.035	
4 -	29.950	104.2	17.262	129.3	24.916	88.5	22.464	127.0	1:34.592	92.60	1.041	09:09:06.627	
5 -	29.694	103.4	17.326	129.8	24.683	85.8	23.050	128.8	1:34.753	92.44	1.202	09:10:41.380	
6 -	30.630	99.5	17.444	129.8	25.103	80.7	23.127	127.0	1:36.304	90.96	2.753	09:12:17.684	
7 -	30.042	105.0	17.208	128.5	24.896	87.9	22.360	126.3	1:34.506	92.69	0.955	09:13:52.190	
8 -	33.968	78.2	18.736	121.5	25.791	80.6	23.238	128.3	1:41.733	86.10	8.182	09:15:33.923	
9 -	30.164	103.8	17.406	127.5	24.720	89.0	22.401	126.8	1:34.691	92.50	1.140	09:17:08.614	
10 -	29.551	104.2	17.151	129.8	24.722	90.0	22.468	126.3	1:33.892	93.29	0.341	09:18:42.506	
11 -	29.550	104.0	17.286	127.8	24.634	92.1	22.353	127.0	1:33.823	(3)	93.36	0.272	09:20:16.329
12 -	29.565	104.0	17.152	128.8	24.529	90.5	22.305	127.3	1:33.551	(1)	93.63		09:21:49.880
13 -	29.708	103.2	17.093	128.8	24.520	95.1	22.694	126.8	1:34.015	93.17	0.464	09:23:23.895	
14 -	29.632	104.2	17.249	129.3	24.652	87.1	22.401	126.3	1:33.934	93.25	0.383	09:24:57.829	
15 -	29.666	103.0	17.124	129.3	24.660	90.8	22.341	125.9	1:33.791	(2)	93.39	0.240	09:26:31.620

P4 12		Edward RENDELL				KTM FTR - Banks Racing						
IDEAL LAP TIME : 1:33.861		BEST LAP TIME : 1:34.136				DIFFERENCE : 0.275						
LAP	SECTOR 1	SECTOR 2	SECTOR 3	SECTOR 4	LAP TIME	MPH	DIFF	TIME OF DAY				
1 -	OUTLAP	96.5	18.592	120.4	25.866	85.1	23.211	123.3	1:42.646	85.34	8.510	09:02:03.640
2 -	30.381	102.1	17.683	124.5	25.431	90.8	22.856	122.4	1:36.351	90.91	2.215	09:03:39.991
3 -	30.115	100.4	17.543	123.5	25.256	91.4	22.653	122.0	1:35.567	91.66	1.431	09:05:15.558
4 -	29.916	102.1	17.511	122.2	24.805	88.1	22.911	122.0	1:35.143	92.07	1.007	09:06:50.701

Weather / Track : Cloudy / Dry

Brands Hatch GP

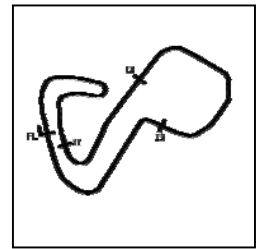
Circuit Length = 2.4332 miles

Start: 09:00 Flag 09:25 End: 09:26

2018 Bennetts British Superbike Championship - Round 12

2018 HEL Performance British Motostar Championship

QUALIFYING - SECTOR ANALYSIS



SECTOR 1 = FL to I1, SECTOR 2 = I1 to I2 SECTOR 3 = I2 to I3, SECTOR 4 = I3 to FL, DIFF = Difference To Personal Best Lap, P = Crossed Finish Line in Pit Lane, D = Time Disallowed

5 -	29.675	102.1	17.553	123.5	25.092	90.1	22.767	121.5	1:35.087	92.12	0.951	09:08:25.788	
6 -	29.785	100.4	17.654	121.7	24.908	91.9	22.698	122.0	1:35.045	92.16	0.909	09:10:00.833	
7 -	29.808	99.8	17.735	120.9	25.214	89.3	IN PIT		4:08.730	P	35.21	2:34.594	09:14:09.563
8 -	OUTLAP	102.6	17.829	122.6	24.891	94.6	22.536	123.5	1:35.234	91.98	1.098	09:15:44.797	
9 -	29.446	101.6	17.333	125.2	24.848	94.5	22.509	124.7	1:34.136	(1)	93.05		09:17:18.933
10 -	29.835	102.4	17.595	122.9	24.980	93.4	22.618	123.3	1:35.028	92.18	0.892	09:18:53.961	
11 -	29.995	100.6	17.695	121.1	25.132	91.1	IN PIT		1:54.654	P	76.40	20.518	09:20:48.615
12 -	OUTLAP	103.0	17.404	123.3	25.084	91.0	23.293	122.6	1:35.957	91.28	1.821	09:22:24.572	
13 -	29.910	100.4	17.540	121.7	24.835	92.6	22.672	122.9	1:34.957	(3)	92.25	0.821	09:23:59.529
14 -	29.677	101.0	17.499	122.4	24.601	94.5	22.481	122.6	1:34.258	(2)	92.93	0.122	09:25:33.787

P5 11		Dan JONES				KTM - SymCirrus Motorsport							
IDEAL LAP TIME : 1:34.415		BEST LAP TIME : 1:34.415				DIFFERENCE : 0.000							
LAP	SECTOR 1	SECTOR 2	SECTOR 3	SECTOR 4	LAP TIME	MPH	DIFF	TIME OF DAY					
1 -	OUTLAP	101.2	17.757	126.8	26.098	86.2	23.472	124.2	1:41.366	86.41	6.951	09:02:37.758	
2 -	30.493	103.0	17.547	126.8	25.316	83.0	22.993	124.9	1:36.349	90.91	1.934	09:04:14.107	
3 -	30.269	103.0	17.482	126.6	25.282	87.3	23.107	124.9	1:36.140	91.11	1.725	09:05:50.247	
4 -	30.031	103.0	17.560	126.1	25.123	88.4	22.859	124.7	1:35.573	91.65	1.158	09:07:25.820	
5 -	31.624	103.0	17.558	127.5	26.136	81.9	23.013	125.4	1:38.331	89.08	3.916	09:09:04.151	
6 -	29.938	103.8	17.383	129.8	25.910	81.8	24.221	128.0	1:37.452	89.88	3.037	09:10:41.603	
7 -	29.883	102.6	17.354	128.0	25.391	83.3	23.151	125.9	1:35.779	91.45	1.364	09:12:17.382	
8 -	30.091	103.7	17.401	125.6	25.305	88.1	22.660	126.3	1:35.457	91.76	1.042	09:13:52.839	
9 -	32.872	96.6	17.671	128.8	25.635	89.3	23.185	126.6	1:39.363	88.16	4.948	09:15:32.202	
10 -	29.894	102.7	17.260	130.0	25.008	88.7	22.654	125.4	1:34.816	(2)	92.38	0.401	09:17:07.018
11 -	30.071	101.8	18.231	90.3	26.465	79.9	22.881	125.4	1:37.648	89.70	3.233	09:18:44.666	
12 -	29.824	103.4	17.425	125.9	24.927	93.3	23.098	124.9	1:35.274	(3)	91.94	0.859	09:20:19.940
13 -	29.936	103.2	17.360	126.6	25.018	89.8	25.349	126.3	1:37.663	89.69	3.248	09:21:57.603	
14 -	29.820	104.3	17.239	128.8	24.866	88.7	22.490	125.9	1:34.415	(1)	92.78		09:23:32.018
15 -	30.003	101.6	17.574	127.5	25.029	88.7	24.094	126.3	1:36.700	90.58	2.285	09:25:08.718	

P6 15		Eugene McMANUS				KTM - RS Racing							
IDEAL LAP TIME : 1:34.753		BEST LAP TIME : 1:34.788				DIFFERENCE : 0.035							
LAP	SECTOR 1	SECTOR 2	SECTOR 3	SECTOR 4	LAP TIME	MPH	DIFF	TIME OF DAY					
1 -	OUTLAP	96.5	18.890	127.3	27.152	80.3	23.665	126.6	1:43.659	84.50	8.871	09:01:48.939	
2 -	31.137	103.2	17.884	128.0	26.566	82.4	23.343	126.1	1:38.930	88.54	4.142	09:03:27.869	
3 -	31.261	104.3	17.500	132.3	25.834	83.4	23.125	126.8	1:37.720	89.64	2.932	09:05:05.589	
4 -	30.204	104.0	17.341	131.0	25.597	88.5	22.847	127.5	1:35.989	91.25	1.201	09:06:41.578	
5 -	30.238	102.9	17.300	129.8	25.295	88.5	22.648	128.0	1:35.481	(3)	91.74	0.693	09:08:17.059
6 -	29.919	104.5	17.320	131.3	25.229	86.3	22.764	128.0	1:35.232	(2)	91.98	0.444	09:09:52.291
7 -	30.181	103.4	17.293	132.6	26.203	89.2	22.900	127.0	1:36.577	90.70	1.789	09:11:28.868	
8 -	32.929	92.5					IN PIT		4:13.976	P	34.49	2:39.188	09:15:42.844
9 -	OUTLAP	98.5	17.637	131.5	25.745	84.3	23.178	128.3	1:39.466	88.06	4.678	09:17:22.310	
10 -	32.924	71.3	19.969	122.2	26.391	85.2	23.489	129.8	1:42.773	85.23	7.985	09:19:05.083	
11 -	32.269	101.2	17.481	131.3	25.763	86.0	23.220	126.6	1:38.733	88.72	3.945	09:20:43.816	
12 -	30.355	102.9	17.378	129.3	25.791	90.3	22.928	127.3	2:35.865	56.20	1:01.077	09:23:19.681	
13 -	30.268	104.2	17.475	130.8	25.516	90.1	22.655	127.3	1:35.914	91.33	1.126	09:24:55.595	
14 -	29.772	101.5	17.328	130.8	25.058	93.4	22.630	127.3	1:34.788	(1)	92.41		09:26:30.383

P7 14		Jack NIXON				KTM - Santander Salt							
IDEAL LAP TIME : 1:34.671		BEST LAP TIME : 1:34.964				DIFFERENCE : 0.293							
LAP	SECTOR 1	SECTOR 2	SECTOR 3	SECTOR 4	LAP TIME	MPH	DIFF	TIME OF DAY					
1 -	OUTLAP	85.0	18.584	130.8	26.788	78.2	23.523	129.8	1:46.967	81.89	12.003	09:01:51.221	
2 -	31.088	100.9	17.509	130.8	25.822	82.9	22.786	129.5	1:37.205	90.11	2.241	09:03:28.426	
3 -	30.436	100.4	17.506	131.8	25.714	85.1	22.679	128.8	1:36.335	90.93	1.371	09:05:04.761	
4 -	30.055	102.6	17.321	130.5	25.368	82.9	22.704	128.0	1:35.448	91.77	0.484	09:06:40.209	
5 -	30.066	103.8	17.292	128.8	25.383	85.7	22.721	128.0	1:35.462	91.76	0.498	09:08:15.671	
6 -	30.298	103.5	17.490	130.8	25.387	85.2	23.192	123.5	1:36.367	90.90	1.403	09:09:52.038	
7 -	30.165	101.2	17.297	131.3	24.979	89.2	22.580	128.8	1:35.021	(2)	92.18	0.057	09:11:27.059
8 -	30.063	105.3	17.498	129.8	25.074	86.3	22.521	127.3	1:35.156	92.05	0.192	09:13:02.215	
9 -	30.213	106.1	17.241	130.3	25.093	88.3	22.557	128.0	1:35.104	(3)	92.10	0.140	09:14:37.319
10 -	31.391	92.1	18.107	128.0	26.638	80.3	IN PIT		4:40.848	P	31.19	3:05.884	09:19:18.167
11 -	OUTLAP	87.2	18.720	124.0	26.339	83.7	23.125	128.3	1:42.060	85.83	7.096	09:21:00.227	

Weather / Track : Cloudy / Dry

Brands Hatch GP

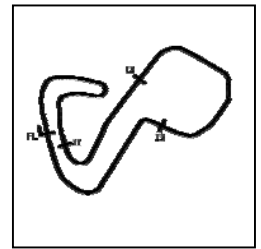
Circuit Length = 2.4332 miles

Start: 09:00 Flag 09:25 End: 09:26

2018 Bennetts British Superbike Championship - Round 12

2018 HEL Performance British Motostar Championship

QUALIFYING - SECTOR ANALYSIS



SECTOR 1 = FL to I1, SECTOR 2 = I1 to I2 SECTOR 3 = I2 to I3, SECTOR 4 = I3 to FL, DIFF = Difference To Personal Best Lap, P = Crossed Finish Line in Pit Lane, D = Time Disallowed

12 -	30.018	103.0	17.465	130.8	25.008	86.7	22.871	128.5	1:35.362	91.85	0.398	09:22:35.589
13 -	30.281	103.2	17.444	131.0	24.978	87.8	22.531	128.8	1:35.234	91.98	0.270	09:24:10.823
14 -	29.993	103.5	17.282	132.1	25.230	86.0	22.459	129.0	1:34.964 (1)	92.24		09:25:45.787

P8		7		Edmund BEST				KTM - SymCirrus Motorsport				
IDEAL LAP TIME :		1:34.891		BEST LAP TIME :		1:34.990		DIFFERENCE : 0.099				
LAP	SECTOR 1	SECTOR 2	SECTOR 3	SECTOR 4	LAP TIME	MPH	DIFF	TIME OF DAY				
1 -	OUTLAP	100.3	18.190	124.0	26.343	86.5	23.904	122.9	1:40.009	87.59	5.019	09:02:36.635
2 -	30.639	100.9	17.740	124.7	25.972	90.1	23.169	123.5	1:37.520	89.82	2.530	09:04:14.155
3 -	30.479	101.6	17.520	127.3	25.339	89.3	22.824	124.9	1:36.162	91.09	1.172	09:05:50.317
4 -	30.194	101.6	17.579	126.8	25.353	91.9	23.053	124.7	1:36.179	91.07	1.189	09:07:26.496
5 -	30.472	101.5	17.731	124.7	25.586	92.3	23.015	123.5	1:36.804	90.49	1.814	09:09:03.300
6 -	30.430	100.6	17.521	126.8	25.852	86.8	23.378	124.5	1:37.181	90.13	2.191	09:10:40.481
7 -	30.166	100.4	17.550	125.9	25.286	90.5	23.668	119.8	1:36.670	90.61	1.680	09:12:17.151
8 -	30.232	101.6	17.577	125.2	25.417	89.1	22.564	126.6	1:35.790	91.44	0.800	09:13:52.941
9 -	30.198	101.8	17.604	124.9	25.546	91.0	23.029	123.8	1:36.377	90.89	1.387	09:15:29.318
10 -	30.007	100.4	17.578	124.9	25.525	92.1	22.968	123.3	1:36.078	91.17	1.088	09:17:05.396
11 -	32.250	101.8	18.003	90.5	26.287	84.8	23.068	124.7	1:39.608	87.94	4.618	09:18:45.004
12 -	30.053	101.8	17.458	126.1	25.288	92.9	22.959	124.5	1:35.758 (3)	91.47	0.768	09:20:20.762
13 -	30.360	96.9	17.616	125.4	25.284	92.4	22.846	123.5	1:36.106	91.14	1.116	09:21:56.868
14 -	30.209	101.5	17.586	124.2	25.122	92.6	22.675	125.2	1:35.592 (2)	91.63	0.602	09:23:32.460
15 -	29.921	101.8	17.413	128.3	24.993	92.5	22.663	125.2	1:34.990 (1)	92.21		09:25:07.450

P9		79		Storm STACEY				KTM - FPW Racing				
IDEAL LAP TIME :		1:34.933		BEST LAP TIME :		1:35.096		DIFFERENCE : 0.163				
LAP	SECTOR 1	SECTOR 2	SECTOR 3	SECTOR 4	LAP TIME	MPH	DIFF	TIME OF DAY				
1 -	OUTLAP	97.2	18.491	129.5	26.845	79.9	23.677	128.0	1:46.219	82.46	11.123	09:01:51.121
2 -	30.560	103.2	17.865	129.3	25.818	84.3	22.977	127.5	1:37.220	90.10	2.124	09:03:28.341
3 -	30.425	103.7	17.582	128.8	25.559	86.3	22.831	126.3	1:36.397	90.87	1.301	09:05:04.738
4 -	30.349	104.3	17.439	130.8	25.171	85.2	22.772	126.8	1:35.731	91.50	0.635	09:06:40.469
5 -	29.979	104.8	17.383	128.8	25.249	84.8	22.764	128.3	1:35.375 (3)	91.84	0.279	09:08:15.844
6 -	30.288	103.8	17.726	128.3	25.283	85.5	22.815	124.9	1:36.112	91.14	1.016	09:09:51.956
7 -	30.144	103.5	17.465	126.8	25.104	87.0	22.660	126.6	1:35.373 (2)	91.84	0.277	09:11:27.329
8 -	32.018	100.1	17.836	122.0	26.217	83.4	IN PIT		2:42.724 P	53.83	1:07.628	09:14:10.053
9 -	OUTLAP	104.8	17.434	130.8	25.560	89.2	22.575	129.5	1:35.759	91.47	0.663	09:15:45.812
10 -	29.948	103.8	17.423	128.5	25.222	89.2	22.503	127.3	1:35.096 (1)	92.11		09:17:20.908
11 -	30.007	104.3	17.503	129.5	25.851	89.9	23.067	126.6	1:36.428	90.84	1.332	09:18:57.336
12 -	30.147	103.7	17.543	127.8	25.481	86.9	IN PIT		1:53.682 P	77.05	18.586	09:20:51.018
13 -	OUTLAP	104.6	17.469	128.0	25.491	80.2	23.332	126.3	1:36.363	90.90	1.267	09:22:27.381
14 -	30.086	103.5	17.740	129.5	25.414	88.6	22.765	125.9	1:36.005	91.24	0.909	09:24:03.386
15 -	30.053	104.3	17.378	126.6	25.492	89.4	22.644	126.8	1:35.567	91.66	0.471	09:25:38.953

P10		8		Elliot LODGE				FTR - Spike Racing / SP125				
IDEAL LAP TIME :		1:35.189		BEST LAP TIME :		1:35.189		DIFFERENCE : 0.000				
LAP	SECTOR 1	SECTOR 2	SECTOR 3	SECTOR 4	LAP TIME	MPH	DIFF	TIME OF DAY				
1 -	OUTLAP	97.1	18.342	124.5	27.604	81.7	23.865	125.2	1:47.550	81.44	12.361	09:01:51.183
2 -	31.595	100.1	17.801	125.9	25.929	84.7	23.636	123.1	1:38.961	88.51	3.772	09:03:30.144
3 -	30.700	103.0	17.608	125.6	25.961	84.9	IN PIT		3:26.249 P	42.47	1:51.060	09:06:56.393
4 -	OUTLAP	101.3	17.824	123.5	27.290	84.9	23.477	122.6	1:43.207	84.87	8.018	09:08:39.600
5 -	30.747	102.4	17.631	124.2	25.983	86.3	23.053	123.3	1:37.414	89.92	2.225	09:10:17.014
6 -	30.349	102.6	17.554	124.7	25.641	90.0	22.992	123.8	1:36.536	90.74	1.347	09:11:53.550
7 -	32.084	100.3	18.447	116.5	27.399	79.5	IN PIT		2:10.907 P	66.91	35.718	09:14:04.457
8 -	OUTLAP	101.3	18.126	125.4	25.588	91.8	22.921	129.0	1:41.477	86.32	6.288	09:15:45.934
9 -	30.060	102.7	17.700	128.3	25.516	82.8	23.213	127.8	1:36.489	90.78	1.300	09:17:22.423
10 -	30.989	102.6	17.429	126.8	25.688	88.1	22.919	125.2	1:37.025	90.28	1.836	09:18:59.448
11 -	30.196	103.5	17.377	127.8	25.468	88.0	23.277	126.8	1:36.318	90.94	1.129	09:20:35.766
12 -	30.328	103.0	17.403	124.7	25.348	89.2	22.962	124.0	1:36.041 (3)	91.20	0.852	09:22:11.807
13 -	30.226	102.1	17.389	124.7	25.297	90.3	22.734	124.2	1:35.646 (2)	91.58	0.457	09:23:47.453
14 -	29.971	103.0	17.330	125.9	25.184	88.3	22.704	124.7	1:35.189 (1)	92.02		09:25:22.642

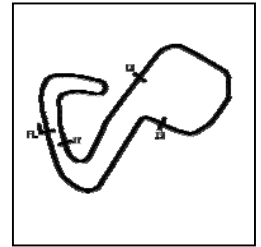
Weather / Track : Cloudy / Dry

Brands Hatch GP

Circuit Length = 2.4332 miles

Start: 09:00 Flag 09:25 End: 09:26

QUALIFYING - SECTOR ANALYSIS



SECTOR 1 = FL to I1, SECTOR 2 = I1 to I2 SECTOR 3 = I2 to I3, SECTOR 4 = I3 to FL, DIFF = Difference To Personal Best Lap, P = Crossed Finish Line in Pit Lane, D = Time Disallowed

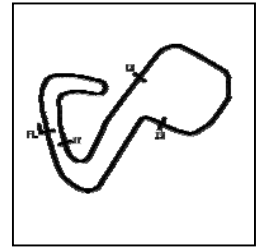
P11 48		Sharni PINFOLD						KTM - RS Racing				
IDEAL LAP TIME : 1:36.545		BEST LAP TIME : 1:36.592						DIFFERENCE : 0.047				
LAP	SECTOR 1	SECTOR 2		SECTOR 3		SECTOR 4		LAP TIME	MPH	DIFF	TIME OF DAY	
1 -	OUTLAP	96.6	18.424	122.0	27.802	78.5	24.237	124.2	1:47.267	81.66	10.675	09:01:49.160
2 -	31.959	98.9	17.948	124.9	27.184	80.1	23.965	126.3	1:41.056	86.68	4.464	09:03:30.216
3 -	31.377	101.5	17.756	126.8	26.575	83.3	23.640	123.5	1:39.348	88.17	2.756	09:05:09.564
4 -	31.398	99.5	17.905	124.5	26.327	84.7	23.352	124.0	1:38.982	88.49	2.390	09:06:48.546
5 -	31.192	100.9	17.796	124.5	26.375	83.5	23.490	123.8	1:38.853	88.61	2.261	09:08:27.399
6 -	31.100	99.1	17.915	124.7	26.338	84.2	23.218	124.2	1:38.571	88.86	1.979	09:10:05.970
7 -	30.971	99.5	17.657	125.4	26.182	85.3	IN PIT		3:43.689	P	2:07.097	09:13:49.659
8 -	OUTLAP	99.8	18.379	123.8	26.374	86.3	23.396	124.9	1:41.022	86.71	4.430	09:15:30.681
9 -	30.842	99.8	17.826	125.4	26.131	82.8	23.186	124.2	1:37.985	89.39	1.393	09:17:08.666
10 -	30.625	101.3	17.579	127.0	25.981	84.3	23.013	125.9	1:37.198	90.12	0.606	09:18:45.864
11 -	30.325	101.2	17.482	126.8	25.731	82.6	23.054	125.6	1:36.592 (1)	90.68		09:20:22.456
12 -	30.466	100.7	17.498	127.0	25.725	85.5	23.112	125.2	1:36.801	(2)	0.209	09:21:59.257
13 -	30.664	100.9	17.693	124.7	25.999	85.9	23.119	125.2	1:37.475	89.86	0.883	09:23:36.732
14 -	30.599	99.7	17.594	126.6	25.915	85.5	23.081	124.7	1:37.189	(3)	0.597	09:25:13.921

P12 19 S		Scott OGDEN						Honda NSF - Wilson Racing				
IDEAL LAP TIME : 1:37.096		BEST LAP TIME : 1:37.096						DIFFERENCE : 0.000				
LAP	SECTOR 1	SECTOR 2		SECTOR 3		SECTOR 4		LAP TIME	MPH	DIFF	TIME OF DAY	
1 -	OUTLAP	81.9	20.274	115.5	28.158	77.7	25.451	118.5	1:49.121	80.27	12.025	09:02:00.311
2 -	31.356	95.7	18.606	120.0	27.333	78.4	24.284	117.9	1:41.579	86.23	4.483	09:03:41.890
3 -	31.192	97.5	18.353	120.2	27.075	78.3	24.311	117.9	1:40.931	86.79	3.835	09:05:22.821
4 -	30.924	98.1	18.379	120.9	26.149	78.4	23.647	119.1	1:39.099	88.39	2.003	09:07:01.920
5 -	30.854	97.6	18.289	118.7	25.913	81.9	23.723	118.9	1:38.779	88.68	1.683	09:08:40.699
6 -	30.923	97.3	18.409	118.5	25.698	81.2	23.447	119.6	1:38.477	88.95	1.381	09:10:19.176
7 -	30.876	96.8	19.792	105.3	26.287	85.7	IN PIT		2:07.180	P	30.084	09:12:26.356
8 -	OUTLAP	95.5	18.680	116.3	26.106	86.0	23.782	117.9	1:41.122	86.62	4.026	09:14:07.478
9 -	30.879	97.2	18.288	118.5	25.819	89.5	23.245	119.1	1:38.231	(3)	89.17	09:15:45.709
10 -	31.285	96.1	18.804	117.7	28.348	76.1	24.788	118.7	1:43.225	84.86	6.129	09:17:28.934
11 -	31.101	94.2	18.616	117.1	25.591	89.4	24.044	118.1	1:39.352	88.16	2.256	09:19:08.286
12 -	30.927	97.2	18.177	118.9	25.621	89.8	23.344	119.4	1:38.069	(2)	89.32	09:20:46.355
13 -	30.880	98.1	18.143	119.8	25.953	81.1	24.299	118.5	1:39.275	88.23	2.179	09:22:25.630
14 -	31.126	96.4	18.281	118.9	25.808	87.1	23.347	119.1	1:38.562	88.87	1.466	09:24:04.192
15 -	30.370	98.1	18.081	119.4	25.460	91.4	23.185	118.3	1:37.096 (1)	90.21		09:25:41.288

P13 25 S		Thomas STRUDWICK						Honda NSF - Case Moto Rapido Moto3					
IDEAL LAP TIME : 1:37.174		BEST LAP TIME : 1:37.174						DIFFERENCE : 0.000					
LAP	SECTOR 1	SECTOR 2		SECTOR 3		SECTOR 4		LAP TIME	MPH	DIFF	TIME OF DAY		
1 -	OUTLAP	93.4	19.315	116.1	27.965	79.5	24.133	120.0	1:44.689	83.67	7.515	09:01:59.190	
2 -	31.886	97.9	18.324	120.0	29.397	73.3	24.894	119.1	1:44.501	83.82	7.327	09:03:43.691	
3 -	31.337	98.9	17.964	120.9	26.063	82.6	23.883	121.1	1:39.247	88.26	2.073	09:05:22.938	
4 -	30.830	99.4	18.144	120.2	26.064	89.8	23.658	118.3	1:38.696	88.75	1.522	09:07:01.634	
5 -	33.479	96.9	18.047	119.8	26.347	88.5	23.649	119.6	1:41.522	86.28	4.348	09:08:43.156	
6 -	30.887	98.2	18.007	120.2	25.896	88.8	23.403	119.1	1:38.193	89.21	1.019	09:10:21.349	
7 -	30.584	99.4	18.242	120.2	27.020	84.4	IN PIT		2:57.238	P	49.42	1:20.064	09:13:18.587
8 -	OUTLAP	95.7	18.352	117.5	26.401	90.6	23.772	117.9	1:40.922	86.79	3.748	09:14:59.509	
9 -	30.878	96.6	18.242	117.9	25.917	90.4	23.418	118.1	1:38.455	88.97	1.281	09:16:37.964	
10 -	30.707	97.8	18.035	118.5	26.057	91.8	23.385	118.1	1:38.184	89.21	1.010	09:18:16.148	
11 -	30.595	96.6	18.035	118.9	25.962	91.0	23.506	117.9	1:38.098	89.29	0.924	09:19:54.246	
12 -	31.692	95.3	18.155	119.1	25.960	91.5	23.413	118.5	1:39.220	88.28	2.046	09:21:33.466	
13 -	30.698	96.6	17.970	118.5	25.797	91.5	23.418	118.3	1:37.883	(3)	89.49	09:23:11.349	
14 -	30.422	97.8	17.829	120.4	25.639	92.3	23.284	118.3	1:37.174 (1)	90.14		09:24:48.523	
15 -	30.428	96.9	17.987	118.9	25.795	92.9	23.311	118.7	1:37.521	(2)	0.347	09:26:26.044	

P14 30 S		Max COOK						Honda NSF - Wilson Racing					
IDEAL LAP TIME : 1:36.840		BEST LAP TIME : 1:37.217						DIFFERENCE : 0.377					
LAP	SECTOR 1	SECTOR 2		SECTOR 3		SECTOR 4		LAP TIME	MPH	DIFF	TIME OF DAY		
1 -	OUTLAP	85.3	20.899	105.0	28.315	74.8	IN PIT		2:09.902	P	67.43	32.685	09:02:20.162

QUALIFYING - SECTOR ANALYSIS



SECTOR 1 = FL to I1, SECTOR 2 = I1 to I2 SECTOR 3 = I2 to I3, SECTOR 4 = I3 to FL, DIFF = Difference To Personal Best Lap, P = Crossed Finish Line in Pit Lane, D = Time Disallowed

2 -	OUTLAP	95.4	18.598	118.7	26.829	78.7	24.341	118.3	1:42.407	85.53	5.190	09:04:02.569
3 -	31.177	97.5	18.192	119.8	25.995	87.7	23.447	118.1	1:38.811	88.65	1.594	09:05:41.380
4 -	30.583	98.1	18.233	118.9	26.788	88.6	23.435	118.5	1:39.039	88.44	1.822	09:07:20.419
5 -	30.523	98.6	18.180	119.6	25.876	88.7	23.485	119.6	1:38.064	89.32	0.847	09:08:58.483
6 -	30.545	97.9	17.876	119.8	25.734	89.1	23.209	120.4	1:37.364 (2)	89.97	0.147	09:10:35.847
7 -	33.585	94.9	18.413	119.1	26.099	89.1	23.500	119.4	1:41.597	86.22	4.380	09:12:17.444
8 -	30.900	98.9	17.754	120.9	25.539	91.3	23.024	119.8	1:37.217 (1)	90.10		09:13:54.661
9 -	30.750	95.4	18.043	121.3	26.115	85.9	23.316	120.9	1:38.224	89.18	1.007	09:15:32.885
10 -	36.229	95.0	18.103	120.0	26.205	87.6	23.401	119.4	1:43.938	84.27	6.721	09:17:16.823
11 -	30.780	96.1	17.961	121.7	25.864	86.5	23.106	120.6	1:37.711 (3)	89.65	0.494	09:18:54.534
12 -	30.553	98.2	17.931	119.6	25.719	90.1		IN PIT	2:48.775 P	51.90	1:11.558	09:21:43.309
13 -	OUTLAP	96.8	18.157	119.8	25.832	90.9	23.223	119.1	1:44.858	83.54	7.641	09:23:28.167
14 -	30.954	97.3	18.099	119.8	25.913	89.1	23.338	117.7	1:38.304	89.10	1.087	09:25:06.471

P15	54	Sam BURMAN				KTM - TeamWNT / Burman Racing						
IDEAL LAP TIME : 1:37.244		BEST LAP TIME : 1:37.514				DIFFERENCE : 0.270						
LAP	SECTOR 1	SECTOR 2	SECTOR 3	SECTOR 4	LAP TIME	MPH	DIFF	TIME OF DAY				
1 -	OUTLAP	89.4	19.055	121.3	28.037	78.5	23.968	125.4	1:47.412	81.55	9.898	09:01:54.641
2 -	31.798	99.8	18.275	126.1	27.048	86.0	23.819	124.7	1:40.940	86.78	3.426	09:03:35.581
3 -	32.293	97.9	18.515	123.1	27.268	85.9	23.414	124.5	1:41.490	86.31	3.976	09:05:17.071
4 -	31.409	101.2	18.110	124.7	26.708	87.3	23.863	124.0	1:40.090	87.51	2.576	09:06:57.161
5 -	32.726	96.5	18.843	118.5	27.970	85.5	23.535	126.1	1:43.074	84.98	5.560	09:08:40.235
6 -	31.164	101.9	17.875	125.4	26.269	89.1	23.239	124.2	1:38.547	88.88	1.033	09:10:18.782
7 -	31.025	100.0	18.181	123.1	27.611	82.3	23.930	123.8	1:40.747	86.94	3.233	09:11:59.529
8 -	31.746	98.2	18.376	123.1	27.474	84.2		IN PIT	3:31.843 P	41.35	1:54.329	09:15:31.372
9 -	OUTLAP	86.8	18.540	125.4	26.490	86.2	23.478	126.1	1:46.374	82.34	8.860	09:17:17.746
10 -	31.854	99.4	18.069	123.3	27.050	85.8	23.275	126.3	1:40.248	87.38	2.734	09:18:57.994
11 -	30.862	102.2	17.652	127.0	25.908	89.4	23.274	123.5	1:37.696 (3)	89.66	0.182	09:20:35.690
12 -	31.118	102.9	17.543	126.1	25.827	91.3	23.026	124.5	1:37.514 (1)	89.83		09:22:13.204
13 -	30.848	102.2	17.668	125.4	26.040	89.0	23.102	124.0	1:37.658 (2)	89.69	0.144	09:23:50.862
14 -	30.950	101.8	17.745	124.5	26.017	90.9	23.206	124.5	1:37.918	89.46	0.404	09:25:28.780

P16	72 S	Cameron HORSMAN				Honda NSF - Nova / FAB Racing						
IDEAL LAP TIME : 1:37.631		BEST LAP TIME : 1:37.684				DIFFERENCE : 0.053						
LAP	SECTOR 1	SECTOR 2	SECTOR 3	SECTOR 4	LAP TIME	MPH	DIFF	TIME OF DAY				
1 -	31.485	96.8	18.483	120.9	25.985	80.2	23.855	119.6	1:39.808	87.76	2.124	09:03:30.752
2 -	31.163	97.6	18.105	120.2	26.057	82.3	23.759	118.9	1:39.084	88.40	1.400	09:05:09.836
3 -	31.381	95.8	18.183	119.4	25.876	85.5		IN PIT	2:44.306 P	53.31	1:06.622	09:07:54.142
4 -	OUTLAP	96.1	18.331	117.1	26.109	81.7	23.875	116.3	1:42.392	85.55	4.708	09:09:36.534
5 -	30.855	96.1	18.195	117.7	25.684	84.6	23.505	117.9	1:38.239 (3)	89.16	0.555	09:11:14.773
6 -	30.790	97.3	18.229	117.5	25.770	84.6	23.620	115.9	1:38.409	89.01	0.725	09:12:53.182
7 -	30.899	96.0	18.223	116.7	25.717	86.7	23.442	117.9	1:38.281	89.13	0.597	09:14:31.463
8 -	30.626	96.1	18.277	117.5	25.738	83.8	23.847	116.5	1:38.488	88.94	0.804	09:16:09.951
9 -	30.771	96.2	18.243	117.3	25.869	87.9	23.439	116.7	1:38.322	89.09	0.638	09:17:48.273
10 -	30.768	96.4	18.182	117.3	25.873	88.5	23.524	118.5	1:38.347	89.07	0.663	09:19:26.620
11 -	31.264	96.2	18.426	119.6	26.137	88.0	23.733	116.1	1:39.560	87.98	1.876	09:21:06.180
12 -	30.699	96.5	18.197	117.3	25.631	86.5	23.519	116.9	1:38.046 (2)	89.34	0.362	09:22:44.226
13 -	30.909	95.8	18.816	111.8	27.010	85.9	23.575	116.7	1:40.310	87.32	2.626	09:24:24.536
14 -	30.679	95.7	18.101	117.5	25.547	88.3	23.357	117.3	1:37.684 (1)	89.67		09:26:02.220

P17	95 S	Ross TURNER				Honda NSF - RedRat Racing						
IDEAL LAP TIME : 1:37.590		BEST LAP TIME : 1:37.685				DIFFERENCE : 0.095						
LAP	SECTOR 1	SECTOR 2	SECTOR 3	SECTOR 4	LAP TIME	MPH	DIFF	TIME OF DAY				
1 -	OUTLAP	93.0	19.840	114.9	28.617	70.1	24.629	119.6	1:49.776	79.79	12.091	09:02:00.414
2 -	31.559	97.8	18.470	124.2	27.389	75.1	24.119	116.3	1:41.537	86.27	3.852	09:03:41.951
3 -	32.128	98.5	18.520	122.0	26.254	78.5	24.141	121.1	1:41.043	86.69	3.358	09:05:22.994
4 -	31.822	97.2	18.458	122.6	25.766	82.3	23.591	122.2	1:39.637	87.91	1.952	09:07:02.631
5 -	30.784	99.5	18.293	121.1	26.546	78.8	23.650	121.7	1:39.273	88.23	1.588	09:08:41.904
6 -	31.280	98.9	18.322	120.9	25.875	82.8	23.497	120.4	1:38.974	88.50	1.289	09:10:20.878
7 -	30.906	98.1	18.241	118.7	26.382	81.1		IN PIT	2:20.350 P	62.41	42.665	09:12:41.228
8 -	OUTLAP	98.3	18.474	120.0	25.895	84.3	23.783	118.9	1:40.076	87.53	2.391	09:14:21.304
9 -	31.114	97.8	18.254	121.3	25.956	84.3	24.145	118.9	1:39.469	88.06	1.784	09:16:00.773

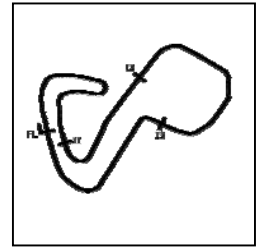
Weather / Track : Cloudy / Dry

Brands Hatch GP
Circuit Length = 2.4332 miles
Start: 09:00 Flag 09:25 End: 09:26

2018 Bennetts British Superbike Championship - Round 12

2018 HEL Performance British Motostar Championship

QUALIFYING - SECTOR ANALYSIS



SECTOR 1 = FL to I1, SECTOR 2 = I1 to I2 SECTOR 3 = I2 to I3, SECTOR 4 = I3 to FL, DIFF = Difference To Personal Best Lap, P = Crossed Finish Line in Pit Lane, D = Time Disallowed

10 -	30.864	97.8	18.413	119.8	26.109	85.5	23.675	119.4	1:39.061	88.42	1.376	09:17:39.834		
11 -	31.614	95.7	18.819	117.7	26.531	81.4	IN PIT		2:09.671	P	67.55	31.986	09:19:49.505	
12 -	OUTLAP	94.6	18.807	114.7	26.617	85.7	23.335	120.0	1:44.047			84.19	6.362	09:21:33.552
13 -	31.048	98.1	18.418	121.3	25.740	85.4	23.387	120.2	1:38.593	(3)	88.84	0.908	09:23:12.145	
14 -	30.669	98.8	18.208	121.5	25.491	87.8	23.317	120.4	1:37.685	(1)	89.67			09:24:49.830
15 -	30.700	96.8	18.113	121.1	25.560	86.5	23.486	119.6	1:37.859	(2)	89.51	0.174	09:26:27.689	

P18 39 Connor SELLORS

Mahindra - Microlise Cresswell Racing

IDEAL LAP TIME : 1:38.234

BEST LAP TIME : 1:38.262

DIFFERENCE : 0.028

LAP	SECTOR 1	SECTOR 2	SECTOR 3	SECTOR 4	LAP TIME	MPH	DIFF	TIME OF DAY					
1 -	OUTLAP	86.5	19.854	115.5	30.242	69.9	24.844	123.1	1:50.749	79.09	12.487	09:02:37.819	
2 -	33.492	93.2	19.203	120.6	28.823	76.2	24.168	124.9	1:45.686	82.88	7.424	09:04:23.505	
3 -	32.617	94.6	18.546	124.2	27.875	77.6	24.269	123.3	1:43.307	84.79	5.045	09:06:06.812	
4 -	32.504	95.7	18.553	123.5	27.586	78.2	24.103	124.2	1:42.746	85.25	4.484	09:07:49.558	
5 -	32.353	95.8	18.400	124.9	27.219	82.0	23.898	123.3	1:41.870	85.99	3.608	09:09:31.428	
6 -	32.166	94.5	18.324	124.9	27.252	81.5	23.925	124.5	1:41.667	86.16	3.405	09:11:13.095	
7 -	32.339	93.0	18.424	115.5	27.259	86.0	IN PIT		3:47.556	P	38.49	2:09.294	09:15:00.651
8 -	OUTLAP	80.7	19.189	121.5	27.076	79.3	23.514	124.9	1:44.382	83.92	6.120	09:16:45.033	
9 -	31.646	99.1	18.508	124.0	26.842	83.1	23.635	124.2	1:40.631	87.04	2.369	09:18:25.664	
10 -	31.162	98.6	18.066	124.9	26.491	81.5	23.521	124.7	1:39.240	(3)	88.26	0.978	09:20:04.904
11 -	31.326	94.2	18.542	124.0	26.412	84.4	23.541	124.5	1:39.821	87.75	1.559	09:21:44.725	
12 -	31.256	96.2	17.999	124.7	26.293	83.7	23.222	125.6	1:38.770	(2)	88.68	0.508	09:23:23.495
13 -	30.798	95.7	18.027	124.9	26.217	79.8	23.220	122.6	1:38.262	(1)	89.14		09:25:01.757

P19 89 S Taylor MORETON

Honda NSF - Lloyd & Jones Bowker Motorrad

IDEAL LAP TIME : 1:38.318

BEST LAP TIME : 1:38.463

DIFFERENCE : 0.145

LAP	SECTOR 1	SECTOR 2	SECTOR 3	SECTOR 4	LAP TIME	MPH	DIFF	TIME OF DAY					
1 -	OUTLAP	90.5	19.917	110.9	27.552	81.6	24.148	117.5	1:47.213	81.70	8.750	09:02:38.592	
2 -	32.872	93.5	19.209	116.1	28.043	85.3	24.091	118.3	1:44.215	84.05	5.752	09:04:22.807	
3 -	31.777	96.6	18.417	117.7	26.802	85.3	23.959	117.7	1:40.955	86.76	2.492	09:06:03.762	
4 -	31.405	96.9	18.449	117.3	26.492	87.3	23.839	118.7	1:40.185	87.43	1.722	09:07:43.947	
5 -	31.174	97.2	18.282	116.9	26.163	89.5	23.634	118.5	1:39.253	88.25	0.790	09:09:23.200	
6 -	31.678	91.0	19.344	110.9	28.017	74.6	IN PIT		3:24.442	P	42.84	1:45.979	09:12:47.642
7 -	OUTLAP	92.3	18.930	115.5	26.623	87.1	23.922	116.9	1:43.790	84.39	5.327	09:14:31.432	
8 -	31.282	97.2	18.374	118.7	25.907	87.1	23.735	119.4	1:39.298	88.21	0.835	09:16:10.730	
9 -	31.097	97.6	18.451	118.3	26.148	90.1	23.608	118.9	1:39.304	88.21	0.841	09:17:50.034	
10 -	31.152	96.4	18.175	117.9	26.029	90.1	23.650	118.7	1:39.006	88.47	0.543	09:19:29.040	
11 -	30.864	96.9	18.348	119.4	25.930	84.0	23.825	118.9	1:38.967	(3)	88.51	0.504	09:21:08.007
12 -	31.091	96.4	18.106	119.1	25.808	90.0	23.550	119.4	1:38.555	(2)	88.88	0.092	09:22:46.562
13 -	31.015	97.9	18.303	120.9	26.001	82.3	23.939	118.7	1:39.258	88.25	0.795	09:24:25.820	
14 -	30.951	96.8	18.098	117.5	25.866	91.8	23.548	118.7	1:38.463	(1)	88.96		09:26:04.283

P20 17 S Franco BOURNE

Honda NSF - Franco Bourne Racing

IDEAL LAP TIME : 1:38.532

BEST LAP TIME : 1:38.542

DIFFERENCE : 0.010

LAP	SECTOR 1	SECTOR 2	SECTOR 3	SECTOR 4	LAP TIME	MPH	DIFF	TIME OF DAY					
1 -	OUTLAP	92.5	19.216	114.5	27.683	80.0	24.663	118.3	1:47.467	81.51	8.925	09:01:51.851	
2 -	31.950	95.1	18.837	117.7	26.584	84.3	23.888	118.3	1:41.259	86.50	2.717	09:03:33.110	
3 -	31.557	95.4	18.486	116.9	26.354	84.5	23.938	115.9	1:40.335	87.30	1.793	09:05:13.445	
4 -	31.362	94.9	18.524	118.7	26.130	85.9	23.964	114.5	1:39.980	87.61	1.438	09:06:53.425	
5 -	31.289	95.7	18.577	115.5	26.677	81.9	IN PIT		4:50.842	P	30.11	3:12.300	09:11:44.267
6 -	OUTLAP	93.5	19.001	113.9	26.875	85.0	24.070	115.1	1:43.173	84.90	4.631	09:13:27.440	
7 -	31.536	94.6	18.621	115.9	26.172	88.4	24.115	116.3	1:40.444	87.21	1.902	09:15:07.884	
8 -	31.246	94.6	18.798	116.7	26.169	87.9	23.736	117.3	1:39.949	87.64	1.407	09:16:47.833	
9 -	30.982	96.4	18.506	117.3	26.125	85.0	23.607	118.3	1:39.220	(3)	88.28	0.678	09:18:27.053
10 -	31.376	95.4	18.603	117.3	25.890	88.8	23.697	116.9	1:39.566	87.98	1.024	09:20:06.619	
11 -	31.076	95.3	18.428	117.5	25.885	87.1	23.717	117.1	1:39.106	(2)	88.38	0.564	09:21:45.725
12 -	31.007	95.5	18.416	116.5	26.049	88.5	23.847	117.9	1:39.319	88.19	0.777	09:23:25.044	
13 -	30.729	96.5	18.426	118.3	25.821	89.4	23.566	116.9	1:38.542	(1)	88.89		09:25:03.586

Weather / Track : Cloudy / Dry

Brands Hatch GP

Circuit Length = 2.4332 miles

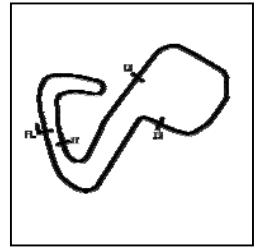
Start: 09:00 Flag 09:25 End: 09:26

MCRCB BULLETIN TK088

2018 Bennetts British Superbike Championship - Round 12

2018 HEL Performance British Motostar Championship

QUALIFYING - SECTOR ANALYSIS



SECTOR 1 = FL to I1, SECTOR 2 = I1 to I2 SECTOR 3 = I2 to I3, SECTOR 4 = I3 to FL, DIFF = Difference To Personal Best Lap, P = Crossed Finish Line in Pit Lane, D = Time Disallowed

P21 56 S		Charlie ATKINS				Honda NSF - Wilson Racing						
IDEAL LAP TIME : 1:38.676		BEST LAP TIME : 1:38.676				DIFFERENCE : 0.000						
LAP	SECTOR 1	SECTOR 2		SECTOR 3		SECTOR 4		LAP TIME	MPH	DIFF	TIME OF DAY	
1 -	OUTLAP	83.9	19.755	117.1	29.254	67.3	25.145	118.3	1:51.864	78.30	13.188	09:02:01.892
2 -	32.246	94.9	18.689	119.4	27.715	75.9	24.639	117.1	1:43.289	84.80	4.613	09:03:45.181
3 -	31.851	96.8	18.759	117.5	28.223	60.8	IN PIT		2:38.981 P	55.09	1:00.305	09:06:24.162
4 -	OUTLAP	79.5	22.518	99.8	36.586	66.2	30.587	115.5	2:08.461	68.19	29.785	09:08:32.623
5 -	31.855	95.8	18.660	116.7	26.908	79.4	24.318	115.5	1:41.741	86.09	3.065	09:10:14.364
6 -	33.556	78.0	20.630	94.2	28.419	76.8	24.224	116.1	1:46.829	81.99	8.153	09:12:01.193
7 -	31.419	95.7	18.542	117.1	26.510	82.1	24.604	114.3	1:41.075	86.66	2.399	09:13:42.268
8 -	33.899	83.6	20.505	105.3	32.603	77.9	24.338	118.3	1:51.345	78.67	12.669	09:15:33.613
9 -	31.947	94.6	20.136	106.3	27.242	82.8	24.359	117.5	1:43.684	84.48	5.008	09:17:17.297
10 -	31.396	95.1	18.830	118.1	32.654	71.6	28.541	118.5	1:51.421	78.61	12.745	09:19:08.718
11 -	31.187	97.1	18.425	118.3	26.155	84.9	23.751	116.5	1:39.518 (2)	88.02	0.842	09:20:48.236
12 -	33.134	80.5	19.724	97.6	31.819	63.7	26.643	116.5	1:51.320	78.69	12.644	09:22:39.556
13 -	31.352	95.7	18.375	118.1	26.388	83.6	24.258	116.7	1:40.373 (3)	87.27	1.697	09:24:19.929
14 -	30.853	95.4	18.230	119.1	25.975	88.3	23.618	117.5	1:38.676 (1)	88.77		09:25:58.605

P22 18 S		Jodie FIELDHOUSE				Honda NSF - Go PINK Racing						
IDEAL LAP TIME : 1:38.740		BEST LAP TIME : 1:38.922				DIFFERENCE : 0.182						
LAP	SECTOR 1	SECTOR 2		SECTOR 3		SECTOR 4		LAP TIME	MPH	DIFF	TIME OF DAY	
1 -	OUTLAP	89.5	19.722	117.5	29.515	65.7	26.035	118.5	1:51.419	78.62	12.497	09:02:23.927
2 -	33.440	94.9	18.801	121.3	27.580	75.5	24.834	119.8	1:44.655	83.70	5.733	09:04:08.582
3 -	32.407	97.5	18.525	120.6	27.019	73.7	24.482	119.8	1:42.433	85.51	3.511	09:05:51.015
4 -	31.815	98.3	18.384	120.4	26.735	78.1	24.368	120.2	1:41.302	86.47	2.380	09:07:32.317
5 -	31.855	97.8	18.356	120.2	26.580	80.1	24.279	120.0	1:41.070	86.67	2.148	09:09:13.387
6 -	31.926	96.0	18.468	120.0	26.675	80.0	24.206	118.9	1:41.275	86.49	2.353	09:10:54.662
7 -	31.720	96.8	18.305	121.1	26.577	80.0	24.067	118.9	1:40.669	87.01	1.747	09:12:35.331
8 -	31.735	98.3	18.405	119.6	26.508	82.4	23.942	119.8	1:40.590	87.08	1.668	09:14:15.921
9 -	31.585	96.6	18.473	120.4	26.956	80.5	IN PIT		3:26.742 P	42.37	1:47.820	09:17:42.663
10 -	OUTLAP	96.6	18.829	119.6	26.924	82.2	24.021	118.7	1:43.737	84.44	4.815	09:19:26.400
11 -	31.369	97.3	18.355	120.4	26.794	83.0	23.771	120.6	1:40.289	87.34	1.367	09:21:06.689
12 -	31.367	98.3	18.217	120.6	26.167	83.1	23.766	121.3	1:39.517 (3)	88.02	0.595	09:22:46.206
13 -	31.229	98.5	18.036	121.3	26.299	81.5	23.946	120.9	1:39.510 (2)	88.02	0.588	09:24:25.716
14 -	31.411	97.9	17.988	122.9	25.941	85.2	23.582	120.9	1:38.922 (1)	88.55		09:26:04.638

P23 69 S		Rhys IRWIN				Honda NSF - Motorcycling Ireland by Irwin Racing						
IDEAL LAP TIME : 1:38.965		BEST LAP TIME : 1:39.231				DIFFERENCE : 0.266						
LAP	SECTOR 1	SECTOR 2		SECTOR 3		SECTOR 4		LAP TIME	MPH	DIFF	TIME OF DAY	
1 -	31.845	97.6	18.210	121.1	26.452	79.7	23.987	119.1	1:40.494 (3)	87.16	1.263	09:03:32.940
2 -	31.268	96.0	18.184	120.9	26.138	81.6	23.641	118.9	1:39.231 (1)	88.27		09:05:12.171
3 -	31.002	97.8	18.208	119.6	26.177	81.0	23.873	118.7	1:39.260 (2)	88.25	0.029	09:06:51.431

P24 16 S		Harvey CLARIDGE				Honda NSF - Nova Racing / SP125						
IDEAL LAP TIME : 1:39.302		BEST LAP TIME : 1:39.714				DIFFERENCE : 0.412						
LAP	SECTOR 1	SECTOR 2		SECTOR 3		SECTOR 4		LAP TIME	MPH	DIFF	TIME OF DAY	
1 -	OUTLAP	91.9	19.464	118.1	27.128	75.6	24.299	118.5	1:47.406	81.55	7.692	09:01:50.074
2 -	31.485	96.2	18.457	119.6	26.551	79.7	24.117	120.6	1:40.610	87.06	0.896	09:03:30.684
3 -	31.434	96.9	18.251	120.2	26.194	80.0	23.967	117.7	1:39.846 (2)	87.73	0.132	09:05:10.530
4 -	31.452	96.5	18.274	117.7	26.318	85.4	IN PIT		2:54.183 P	50.29	1:14.469	09:08:04.713
5 -	OUTLAP	94.9	18.703	116.1	26.590	86.8	23.891	117.5	1:41.516	86.29	1.802	09:09:46.229
6 -	31.690	95.5	18.618	115.5	26.774	86.2	24.121	118.1	1:41.203	86.55	1.489	09:11:27.432
7 -	31.437	96.0	18.544	115.9	26.460	79.6	24.247	115.7	1:40.688	86.99	0.974	09:13:08.120
8 -	31.660	97.1	18.485	115.5	26.600	86.3	24.125	117.1	1:40.870	86.84	1.156	09:14:48.990
9 -	31.586	96.1	18.455	116.7	26.969	81.7	IN PIT		2:24.562 P	60.59	44.848	09:17:13.552
10 -	OUTLAP	92.9	18.821	115.5	26.497	83.2	23.869	118.5	1:42.343	85.59	2.629	09:18:55.895
11 -	31.431	96.5	18.283	119.1	26.215	84.0	23.931	116.3	1:39.860 (3)	87.72	0.146	09:20:35.755
12 -	31.431	97.9	18.051	119.1	26.387	86.0	23.845	117.5	1:39.714 (1)	87.84		09:22:15.469
13 -	31.440	96.2	18.198	117.5	26.588	84.8	23.843	116.9	1:40.069	87.53	0.355	09:23:55.538
14 -	31.214	96.1	18.628	115.9	26.783	85.1	24.239	116.1	1:40.864	86.84	1.150	09:25:36.402

Weather / Track : Cloudy / Dry

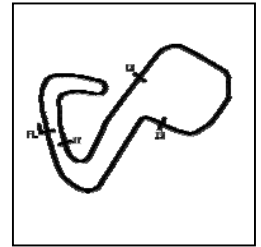
Brands Hatch GP
Circuit Length = 2.4332 miles
Start: 09:00 Flag 09:25 End: 09:26

MCRCB BULLETIN TK088

2018 Bennetts British Superbike Championship - Round 12

2018 HEL Performance British Motostar Championship

QUALIFYING - SECTOR ANALYSIS



SECTOR 1 = FL to I1, SECTOR 2 = I1 to I2 SECTOR 3 = I2 to I3, SECTOR 4 = I3 to FL, DIFF = Difference To Personal Best Lap, P = Crossed Finish Line in Pit Lane, D = Time Disallowed

P25 21 S		Daniel BROOKS				Honda NSF - Daniel Brooks Racing							
IDEAL LAP TIME : 1:39.174		BEST LAP TIME : 1:39.732				DIFFERENCE : 0.558							
LAP	SECTOR 1	SECTOR 2		SECTOR 3		SECTOR 4		LAP TIME	MPH	DIFF	TIME OF DAY		
1 -	OUTLAP	91.6	19.683	113.5	28.642	78.9	24.876	114.7	1:51.165	78.80	11.433	09:01:54.696	
2 -	32.766	94.9	18.899	115.3	27.800	81.6	24.434	114.5	1:43.899	84.31	4.167	09:03:38.595	
3 -	32.244	95.7	18.483	116.5	27.067	86.0	24.169	114.7	1:41.963	85.91	2.231	09:05:20.558	
4 -	31.826	95.8	18.599	116.5	26.998	84.2	23.901	117.3	1:41.324	86.45	1.592	09:07:01.882	
5 -	31.176	97.3	18.252	119.4	26.481	87.0	23.823	116.5	1:39.732 (1)	87.83		09:08:41.614	
6 -	33.768	91.6	18.928	115.1	28.287	79.1		IN PIT	5:07.494	P	28.48	3:27.762	09:13:49.108
7 -	OUTLAP	94.5	18.805	117.3	26.757	87.0	24.300	115.1	1:43.315	84.78	3.583	09:15:32.423	
8 -	31.228	94.5	18.667	111.6	27.099	86.0	23.969	115.9	1:40.963	86.76	1.231	09:17:13.386	
9 -	34.977	78.6	18.945	115.5	27.189	85.7		IN PIT	2:03.387	P	70.99	23.655	09:19:16.773
10 -	OUTLAP	95.4	18.643	115.9	26.762	86.7	23.800	116.1	1:41.691	86.14	1.959	09:20:58.464	
11 -	31.559	95.8	18.430	118.1	26.245	87.0	23.868	116.7	1:40.102	87.50	0.370	09:22:38.566	
12 -	31.523	96.0	18.351	117.5	26.481	87.7	23.735	116.1	1:40.090	(3)	0.358	09:24:18.656	
13 -	31.520	94.9	18.328	116.7	26.670	89.1	23.501	118.9	1:40.019	(2)	0.287	09:25:58.675	

P26 20 S		Jack HART				Honda NSF - Wilson Racing							
IDEAL LAP TIME : 1:39.845		BEST LAP TIME : 1:39.932				DIFFERENCE : 0.087							
LAP	SECTOR 1	SECTOR 2		SECTOR 3		SECTOR 4		LAP TIME	MPH	DIFF	TIME OF DAY		
1 -	OUTLAP	87.3	19.613	117.5	28.489	76.0	25.185	117.9	1:51.246	78.74	11.314	09:01:58.402	
2 -	32.753	92.4	18.668	121.1	27.549	77.1	24.552	117.1	1:43.522	84.61	3.590	09:03:41.924	
3 -	32.166	95.4	18.930	116.1	27.143	75.7	24.488	117.7	1:42.727	85.27	2.795	09:05:24.651	
4 -	32.059	97.6	18.564	119.8	27.025	80.2	24.335	118.3	1:41.983	85.89	2.051	09:07:06.634	
5 -	31.955	96.2	18.730	118.7	27.281	79.9	24.455	117.5	1:42.421	85.52	2.489	09:08:49.055	
6 -	31.729	96.8	18.563	118.5	27.068	80.8	24.086	117.9	1:41.446	86.34	1.514	09:10:30.501	
7 -	31.615	95.5	18.563	120.2	27.361	79.9		IN PIT	2:28.765	P	58.88	48.833	09:12:59.266
8 -	OUTLAP	96.2	18.717	117.1	27.316	81.8	24.362	117.1	1:47.375	81.58	7.443	09:14:46.641	
9 -	31.898	95.7	18.594	118.1	26.945	81.4	24.167	116.9	1:41.604	86.21	1.672	09:16:28.245	
10 -	31.753	97.2	18.449	118.1	26.995	81.9	24.248	117.1	1:41.445	86.35	1.513	09:18:09.690	
11 -	31.656	96.0	18.383	117.9	26.997	82.2	24.088	117.5	1:41.124	86.62	1.192	09:19:50.814	
12 -	32.055	95.7	18.530	117.5	26.974	80.9	24.186	117.1	1:41.745	86.09	1.813	09:21:32.559	
13 -	31.857	97.3	18.610	117.9	26.627	82.2	23.865	119.1	1:40.959	(3)	0.676	09:23:13.518	
14 -	31.286	97.8	18.403	118.9	26.725	82.5	23.880	117.5	1:40.294	(2)	0.362	09:24:53.812	
15 -	31.373	96.1	18.146	120.4	26.564	84.2	23.849	117.3	1:39.932 (1)	87.65		09:26:33.744	

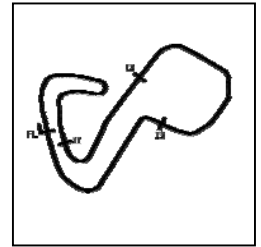
P27 50 S		Aditya BEHAL				Honda NSF - Microlise Cresswell Racing							
IDEAL LAP TIME : 1:39.694		BEST LAP TIME : 1:39.976				DIFFERENCE : 0.282							
LAP	SECTOR 1	SECTOR 2		SECTOR 3		SECTOR 4		LAP TIME	MPH	DIFF	TIME OF DAY		
1 -	OUTLAP	90.4	19.747	117.1	29.610	71.5	25.178	117.1	1:49.466	80.02	9.490	09:02:16.939	
2 -	33.618	92.3	19.303	117.5	28.223	77.0	24.653	118.7	1:45.797	82.79	5.821	09:04:02.736	
3 -	32.088	95.5	18.829	118.1	27.478	80.2	24.275	116.3	1:42.670	85.32	2.694	09:05:45.406	
4 -	32.278	95.5	18.768	117.3	27.187	77.3	23.977	117.3	1:42.210	85.70	2.234	09:07:27.616	
5 -	31.934	96.4	18.686	116.9	26.891	82.7	24.082	117.3	1:41.593	86.22	1.617	09:09:09.209	
6 -	31.751	95.4	18.650	117.1	26.635	83.3	23.935	116.7	1:40.971	86.75	0.995	09:10:50.180	
7 -	31.968	94.1	18.919	115.3	27.227	82.2		IN PIT	4:47.586	P	30.45	3:07.610	09:15:37.766
8 -	OUTLAP	85.8	19.335	115.5	26.989	82.1	23.954	117.7	1:44.720	83.65	4.744	09:17:22.486	
9 -	32.086	95.1	18.788	116.7	26.754	79.9	23.999	117.5	1:41.627	86.19	1.651	09:19:04.113	
10 -	31.386	95.8	18.635	116.1	26.363	84.3	24.326	117.9	1:40.710	(3)	0.734	09:20:44.823	
11 -	31.301	96.5	18.653	115.9	26.515	83.4	24.443	119.6	1:40.912	86.80	0.936	09:22:25.735	
12 -	31.531	96.2	18.556	118.1	26.015	86.9	24.043	116.1	1:40.145	(2)	0.169	09:24:05.880	
13 -	31.396	95.4	18.524	117.5	26.202	87.7	23.854	117.7	1:39.976 (1)	87.61		09:25:45.856	

P28 22 S		Ross MAGUIRE				Honda NSF - Banks Racing / MotoEngineering						
IDEAL LAP TIME : 1:40.122		BEST LAP TIME : 1:40.152				DIFFERENCE : 0.030						
LAP	SECTOR 1	SECTOR 2		SECTOR 3		SECTOR 4		LAP TIME	MPH	DIFF	TIME OF DAY	
1 -	OUTLAP	76.8	20.480	108.0	29.161	69.6	24.990	120.0	1:55.513	75.83	15.361	09:02:02.184
2 -	33.490	89.7	18.997	118.9	27.883	71.5	24.603	118.5	1:44.973	83.44	4.821	09:03:47.157
3 -	33.648	89.5	19.053	117.7	27.479	76.0	24.678	116.1	1:44.858	83.54	4.706	09:05:32.015

Weather / Track : Cloudy / Dry

Brands Hatch GP
Circuit Length = 2.4332 miles
Start: 09:00 Flag 09:25 End: 09:26

QUALIFYING - SECTOR ANALYSIS



SECTOR 1 = FL to I1, SECTOR 2 = I1 to I2 SECTOR 3 = I2 to I3, SECTOR 4 = I3 to FL, DIFF = Difference To Personal Best Lap, P = Crossed Finish Line in Pit Lane, D = Time Disallowed

4 -	32.333	85.5	18.835	118.1	27.535	77.3	24.505	116.5	1:43.208	84.87	3.056	09:07:15.223
5 -	33.829	93.3	18.896	117.5	27.690	74.8	24.327	115.9	1:44.742	83.63	4.590	09:08:59.965
6 -	32.059	95.0	18.761	117.5	27.243	79.2	24.311	117.1	1:42.374 (3)	85.56	2.222	09:10:42.339
7 -	31.892	91.8	18.792	115.7	33.030	63.4	24.847	114.7	1:48.561	80.69	8.409	09:12:30.900
8 -	32.041	93.9	18.809	115.9	27.380	80.5	24.348	116.3	1:42.578	85.39	2.426	09:14:13.478
9 -	33.870	80.3	19.310	118.3	27.088	80.7	24.541	115.9	1:44.809	83.57	4.657	09:15:58.287
10 -	34.139	95.1	18.406	118.9	26.850	82.4	24.229	116.7	1:43.624	84.53	3.472	09:17:41.911
11 -	31.728	94.3	18.642	116.9	26.887	82.9	24.269	115.1	1:41.526 (2)	86.28	1.374	09:19:23.437
12 -	34.862	83.3	18.885	118.5	26.861	81.7	24.028	117.3	1:44.636	83.71	4.484	09:21:08.073
13 -	31.313	96.1	18.306	119.6	26.475	82.2	24.058	117.7	1:40.152 (1)	87.46		09:22:48.225
14 -	32.506	84.3	21.131	111.8	31.143	78.3	24.489	114.5	1:49.269	80.16	9.117	09:24:37.494
15 -	31.740	94.1	19.972	114.1	28.022	81.0	24.417	116.5	1:44.151	84.10	3.999	09:26:21.645

P29	13 S	Jacob CLARK						Honda NSF - Wilson Racing				
IDEAL LAP TIME : 1:40.317		BEST LAP TIME : 1:40.619				DIFFERENCE : 0.302						
LAP	SECTOR 1	SECTOR 2		SECTOR 3		SECTOR 4		LAP TIME	MPH	DIFF	TIME OF DAY	
1 -	OUTLAP	91.1	19.282	114.7	27.538	83.1	24.471	117.5	1:48.338	80.85	7.719	09:01:54.038
2 -	32.025	94.6	19.004	113.9	27.226	82.4	24.182	116.9	1:42.437	85.51	1.818	09:03:36.475
3 -	31.984	95.0	18.920	116.1	26.799	85.1	24.098	116.1	1:41.801	86.04	1.182	09:05:18.276
4 -	31.719	95.3	18.708	115.9	27.000	84.6	24.322	116.3	1:41.749	86.09	1.130	09:07:00.025
5 -	32.299	93.0	18.944	117.5	26.731	84.9	24.123	117.9	1:42.097	85.79	1.478	09:08:42.122
6 -	32.219	95.3	18.980	115.7	28.035	80.8	24.493	115.9	1:43.727	84.45	3.108	09:10:25.849
7 -	32.328	91.4	19.083	112.5	28.082	82.0	IN PIT		2:52.139 P	50.88	1:11.520	09:13:17.988
8 -	OUTLAP	93.7	18.838	114.5	27.047	83.7	24.407	115.1	1:43.700	84.47	3.081	09:15:01.688
9 -	33.356	89.5	19.029	114.5	27.148	82.4	24.296	117.5	1:43.829	84.36	3.210	09:16:45.517
10 -	31.841	94.3	18.584	117.7	26.635	84.9	24.057	116.7	1:41.117	86.63	0.498	09:18:26.634
11 -	31.831	93.0	18.606	117.9	26.347	88.3	23.835	117.5	1:40.619 (1)	87.05		09:20:07.253
12 -	31.612	94.3	18.615	116.7	26.553	89.0	24.010	116.1	1:40.790 (2)	86.91	0.171	09:21:48.043
13 -	31.776	94.2	18.775	115.7	26.837	84.8	24.015	116.7	1:41.403	86.38	0.784	09:23:29.446
14 -	31.860	94.3	18.523	115.3	26.550	84.2	24.042	116.5	1:40.975 (3)	86.75	0.356	09:25:10.421

P30	66 S	Annabel THOMAS						Honda NSF - Four Anjels Racing				
IDEAL LAP TIME : 1:40.589		BEST LAP TIME : 1:40.907				DIFFERENCE : 0.318						
LAP	SECTOR 1	SECTOR 2		SECTOR 3		SECTOR 4		LAP TIME	MPH	DIFF	TIME OF DAY	
1 -	OUTLAP	82.3	20.190	110.3	29.254	70.3	25.012	116.1	1:53.385	77.25	12.478	09:02:02.504
2 -	33.498	91.8	18.958	112.4	28.090	77.9	24.448	115.9	1:44.994	83.43	4.087	09:03:47.498
3 -	32.876	96.2	18.839	112.4	27.685	80.0	IN PIT		5:01.148 P	29.08	3:20.241	09:08:48.646
4 -	OUTLAP	94.2	18.877	115.1	27.739	82.0	24.611	116.3	1:47.220	81.69	6.313	09:10:35.866
5 -	31.871	95.5	18.857	115.3	27.387	83.3	24.453	117.7	1:42.568	85.40	1.661	09:12:18.434
6 -	31.953	96.2	18.587	115.5	27.424	82.6	24.245	116.3	1:42.209	85.70	1.302	09:14:00.643
7 -	31.576	96.4	18.530	115.7	27.123	86.8	24.239	116.9	1:41.468	86.33	0.561	09:15:42.111
8 -	31.459	95.3	18.470	115.5	26.768	85.2	24.210	117.9	1:40.907 (1)	86.81		09:17:23.018
9 -	32.123	94.5	18.473	116.1	27.146	78.3	24.137	117.3	1:41.879	85.98	0.972	09:19:04.897
10 -	31.671	96.8	18.419	115.7	26.860	89.0	24.139	116.7	1:41.089 (3)	86.65	0.182	09:20:45.986
11 -	31.924	97.1	18.708	115.7	27.248	80.2	IN PIT		2:04.809 P	70.18	23.902	09:22:50.795
12 -	OUTLAP	95.5	18.579	115.9	27.339	83.7	24.100	116.3	1:45.228	83.24	4.321	09:24:36.023
13 -	31.553	95.0	18.452	115.5	27.061	85.1	23.943	116.5	1:41.009 (2)	86.72	0.102	09:26:17.032

P31	57 S	Josh HIATT						Honda NSF - SorryMate.com				
IDEAL LAP TIME : 1:40.960		BEST LAP TIME : 1:41.208				DIFFERENCE : 0.248						
LAP	SECTOR 1	SECTOR 2		SECTOR 3		SECTOR 4		LAP TIME	MPH	DIFF	TIME OF DAY	
1 -	OUTLAP	91.6	19.594	114.7	28.894	76.7	24.867	118.3	1:52.383	77.94	11.175	09:01:56.571
2 -	33.114	95.0	18.939	118.5	27.514	78.7	24.298	118.9	1:43.865	84.33	2.657	09:03:40.436
3 -	32.061	96.6	18.886	116.7	26.937	81.0	24.463	116.5	1:42.347	85.58	1.139	09:05:22.783
4 -	31.970	97.5	18.668	119.6	26.521	82.9	24.299	117.5	1:41.458 (2)	86.33	0.250	09:07:04.241
5 -	32.428	95.7	18.755	118.1	26.940	80.7	24.447	116.5	1:42.570	85.40	1.362	09:08:46.811
6 -	32.141	93.7	18.871	116.7	27.114	81.5	24.137	117.3	1:42.263	85.65	1.055	09:10:29.074
7 -	32.651	92.6	18.852	116.3	27.753	83.7	IN PIT		3:57.175 P	36.93	2:15.967	09:14:26.249
8 -	OUTLAP	93.5	19.018	116.5	27.132	83.9	24.367	116.7	1:43.810	84.38	2.602	09:16:10.059
9 -	31.722	96.8	18.814	119.8	26.585	87.4	24.087	117.7	1:41.208 (1)	86.55		09:17:51.267
10 -	32.011	95.1	18.711	117.3	26.564	82.2	24.270	117.5	1:41.556 (3)	86.25	0.348	09:19:32.823
11 -	31.948	95.8	18.703	117.5	26.769	85.2	24.177	116.9	1:41.597	86.22	0.389	09:21:14.420

Brands Hatch GP
 Circuit Length = 2.4332 miles
 Start: 09:00 Flag 09:25 End: 09:26

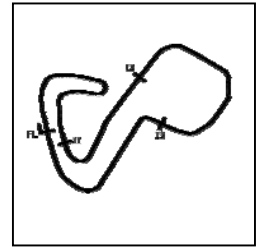
Weather / Track : Cloudy / Dry

MCRCB BULLETIN TK088

2018 Bennetts British Superbike Championship - Round 12

2018 HEL Performance British Motostar Championship

QUALIFYING - SECTOR ANALYSIS



SECTOR 1 = FL to I1, SECTOR 2 = I1 to I2 SECTOR 3 = I2 to I3, SECTOR 4 = I3 to FL, DIFF = Difference To Personal Best Lap, P = Crossed Finish Line in Pit Lane, D = Time Disallowed
 12 - 32.164 94.7 18.911 116.9 26.710 82.4 24.212 117.1 1:41.997 85.88 0.789 09:22:56.417
 13 - 31.995 96.1 **18.630** 118.5 27.078 85.4 24.107 117.7 1:41.810 86.04 0.602 09:24:38.227

P32 23 S		Osian JONES		Honda NSF - Wilson Racing								
IDEAL LAP TIME : 1:41.346		BEST LAP TIME : 1:41.346		DIFFERENCE : 0.000								
LAP	SECTOR 1	SECTOR 2		SECTOR 3		SECTOR 4		LAP TIME	MPH	DIFF	TIME OF DAY	
1 -	OUTLAP	86.7	19.912	120.2	29.271	68.1	25.205	117.5	1:53.383	77.25	12.037	09:02:01.788
2 -	33.681	95.3	19.000	120.6	27.846	73.9	24.602	118.1	1:45.129	83.32	3.783	09:03:46.917
3 -	32.749	96.4	18.945	118.3	27.790	74.4	24.774	116.3	1:44.258	84.02	2.912	09:05:31.175
4 -	32.933	95.3	18.898	118.1	27.526	76.7	24.562	117.1	1:43.919	84.29	2.573	09:07:15.094
5 -	32.797	95.1	18.959	117.5	27.431	76.6	24.447	118.7	1:43.634	84.52	2.288	09:08:58.728
6 -	32.236	96.0	18.744	119.1	27.198	77.3	24.326	118.1	1:42.504	85.45	1.158	09:10:41.232
7 -	33.771	92.1	19.659	104.6	30.183	73.1	IN PIT		3:09.408	P 46.24	1:28.062	09:13:50.640
8 -	OUTLAP	94.6	19.036	118.7	27.279	78.6	24.498	119.4	1:44.312	83.97	2.966	09:15:34.952
9 -	32.658	93.3	18.877	118.7	27.072	76.8	24.278	119.1	1:42.885	85.14	1.539	09:17:17.837
10 -	32.434	94.2	18.771	120.4	27.001	79.5	24.176	119.4	1:42.382	85.56	1.036	09:19:00.219
11 -	31.973	96.1	18.778	118.7	27.091	76.9	24.381	116.9	1:42.223 (2)	85.69	0.877	09:20:42.442
12 -	32.259	95.1	18.842	118.3	26.923	78.3	24.308	117.7	1:42.332 (3)	85.60	0.986	09:22:24.774
13 -	32.652	90.8	19.000	119.6	26.926	77.7	24.239	117.7	1:42.817	85.19	1.471	09:24:07.591
14 -	31.884	95.5	18.726	118.7	26.590	79.3	24.146	118.3	1:41.346 (1)	86.43		09:25:48.937

MCRCB BULLETIN TK089

2018 Bennetts British Superbike Championship - Round 12

2018 HEL Performance British Motostar Championship

QUALIFYING - BEST SECTORS

SECTOR 1			SECTOR 2			SECTOR 3			SECTOR 4			IDEAL / BEST COMPARISON						
POS	NO	NAME	TIME	NO	NAME	TIME	NO	NAME	TIME	NO	NAME	TIME	POS	NO	NAME	IDEAL	BEST	DIFF
1	55	SCOTT	29.153	1	ARCHER	17.011	55	SCOTT	24.287	55	SCOTT	22.097	1	55	SCOTT	1:32.570	1:32.859	0.289
2	1	ARCHER	29.365	55	SCOTT	17.033	64	DURHAM	24.520	64	DURHAM	22.305	2	1	ARCHER	1:33.293	1:33.397	0.104
3	12	RENDELL	29.446	64	DURHAM	17.093	1	ARCHER	24.525	1	ARCHER	22.392	3	64	DURHAM	1:33.468	1:33.551	0.083
4	64	DURHAM	29.550	11	JONES	17.239	12	RENDELL	24.601	14	NIXON	22.459	4	12	RENDELL	1:33.861	1:34.136	0.275
5	15	McMANUS	29.772	14	NIXON	17.241	11	JONES	24.866	12	RENDELL	22.481	5	11	JONES	1:34.415	1:34.415	0.000
6	11	JONES	29.820	15	McMANUS	17.293	14	NIXON	24.978	11	JONES	22.490	6	14	NIXON	1:34.671	1:34.964	0.293
7	7	BEST	29.921	8	LODGE	17.330	7	BEST	24.993	79	STACEY	22.503	7	15	McMANUS	1:34.753	1:34.788	0.035
8	79	STACEY	29.948	12	RENDELL	17.333	15	McMANUS	25.058	7	BEST	22.564	8	7	BEST	1:34.891	1:34.990	0.099
9	8	LODGE	29.971	79	STACEY	17.378	79	STACEY	25.104	15	McMANUS	22.630	9	79	STACEY	1:34.933	1:35.096	0.163
10	14	NIXON	29.993	7	BEST	17.413	8	LODGE	25.184	8	LODGE	22.704	10	8	LODGE	1:35.189	1:35.189	0.000
11	48	PINFOLD	30.325	48	PINFOLD	17.482	19	OGDEN	25.460	48	PINFOLD	23.013	11	48	PINFOLD	1:36.545	1:36.592	0.047
12	19	OGDEN	30.370	54	BURMAN	17.543	95	TURNER	25.491	30	COOK	23.024	12	30	COOK	1:36.840	1:37.217	0.377
13	25	STRUDWI	30.422	30	COOK	17.754	30	COOK	25.539	54	BURMAN	23.026	13	19	OGDEN	1:37.096	1:37.096	0.000
14	30	COOK	30.523	25	STRUDWI	17.829	72	HORSMAN	25.547	19	OGDEN	23.185	14	25	STRUDWICK	1:37.174	1:37.174	0.000
15	72	HORSMAN	30.626	18	FIELDHO	17.988	25	STRUDWI	25.639	39	SELLORS	23.220	15	54	BURMAN	1:37.244	1:37.514	0.270
16	95	TURNER	30.669	39	SELLORS	17.999	48	PINFOLD	25.725	25	STRUDWI	23.284	16	95	TURNER	1:37.590	1:37.685	0.095
17	17	BOURNE	30.729	16	CLARIDG	18.051	89	MORETON	25.808	95	TURNER	23.317	17	72	HORSMAN	1:37.631	1:37.684	0.053
18	39	SELLORS	30.798	19	OGDEN	18.081	17	BOURNE	25.821	72	HORSMAN	23.357	18	39	SELLORS	1:38.234	1:38.262	0.028
19	54	BURMAN	30.848	89	MORETON	18.098	54	BURMAN	25.827	21	BROOKS	23.501	19	89	MORETON	1:38.318	1:38.463	0.145
20	56	ATKINS	30.853	72	HORSMAN	18.101	18	FIELDHO	25.941	89	MORETON	23.548	20	17	BOURNE	1:38.532	1:38.542	0.010
21	89	MORETON	30.864	95	TURNER	18.113	56	ATKINS	25.975	17	BOURNE	23.566	21	56	ATKINS	1:38.676	1:38.676	0.000
22	69	IRWIN	31.002	20	HART	18.146	50	BEHAL	26.015	18	FIELDHO	23.582	22	18	FIELDHOUSE	1:38.740	1:38.922	0.182
23	21	BROOKS	31.176	69	IRWIN	18.184	69	IRWIN	26.138	56	ATKINS	23.618	23	69	IRWIN	1:38.965	1:39.231	0.266
24	16	CLARIDG	31.214	56	ATKINS	18.230	16	CLARIDG	26.194	69	IRWIN	23.641	24	21	BROOKS	1:39.174	1:39.732	0.558
25	18	FIELDHO	31.229	21	BROOKS	18.252	39	SELLORS	26.217	13	CLARK	23.835	25	16	CLARIDG	1:39.302	1:39.714	0.412
26	20	HART	31.286	22	MAGUIRE	18.306	21	BROOKS	26.245	16	CLARIDG	23.843	26	50	BEHAL	1:39.694	1:39.976	0.282
27	50	BEHAL	31.301	17	BOURNE	18.416	13	CLARK	26.347	20	HART	23.849	27	20	HART	1:39.845	1:39.932	0.087
28	22	MAGUIRE	31.313	66	THOMAS	18.419	22	MAGUIRE	26.475	50	BEHAL	23.854	28	22	MAGUIRE	1:40.122	1:40.152	0.030
29	66	THOMAS	31.459	13	CLARK	18.523	57	HIATT	26.521	66	THOMAS	23.943	29	13	CLARK	1:40.317	1:40.619	0.302
30	13	CLARK	31.612	50	BEHAL	18.524	20	HART	26.564	22	MAGUIRE	24.028	30	66	THOMAS	1:40.589	1:40.907	0.318
31	57	HIATT	31.722	57	HIATT	18.630	23	JONES	26.590	57	HIATT	24.087	31	57	HIATT	1:40.960	1:41.208	0.248
32	23	JONES	31.884	23	JONES	18.726	66	THOMAS	26.768	23	JONES	24.146	32	23	JONES	1:41.346	1:41.346	0.000

PERFECT LAP 1:32.548

Weather / Track : Cloudy / Dry

Results can be found at www.tsl-timing.com

Brands Hatch GP

Circuit Length = 2.4332 miles

Start: 09:00 Flag 09:25 End: 09:26

Printed - 09:29 Saturday, 13 October 2018

MCRCB BULLETIN TK090**2018 Bennetts British Superbike Championship - Round 12****2018 HEL Performance British Motostar Championship****QUALIFYING - BEST SPEEDS**

POS	INTERMEDIATE 1			INTERMEDIATE 2			INTERMEDIATE 3			FINISH LINE		
	NO	NAME	MPH	NO	NAME	MPH	NO	NAME	MPH	NO	NAME	MPH
1	14	NIXON	106.1	15	McMANUS	132.6	64	DURHAM	95.1	15	McMANUS	129.8
2	1	ARCHER	105.0	14	NIXON	132.1	55	SCOTT	94.7	14	NIXON	129.8
3	64	DURHAM	105.0	79	STACEY	130.8	12	RENDELL	94.6	79	STACEY	129.5
4	79	STACEY	104.8	11	JONES	130.0	1	ARCHER	93.8	8	LODGE	129.0
5	15	McMANUS	104.5	1	ARCHER	129.8	15	McMANUS	93.4	64	DURHAM	128.8
6	11	JONES	104.3	64	DURHAM	129.8	11	JONES	93.3	11	JONES	128.0
7	55	SCOTT	104.2	55	SCOTT	128.8	7	BEST	92.9	1	ARCHER	127.8
8	8	LODGE	103.5	7	BEST	128.3	25	STRUDWICK	92.9	55	SCOTT	127.5
9	12	RENDELL	103.0	8	LODGE	128.3	8	LODGE	91.8	7	BEST	126.6
10	54	BURMAN	102.9	48	PINFOLD	127.0	89	MORETON	91.8	48	PINFOLD	126.3
11	7	BEST	101.8	54	BURMAN	127.0	19	OGDEN	91.4	54	BURMAN	126.3
12	48	PINFOLD	101.5	12	RENDELL	125.2	30	COOK	91.3	39	SELLORS	125.6
13	95	TURNER	99.5	39	SELLORS	124.9	54	BURMAN	91.3	12	RENDELL	124.7
14	25	STRUDWICK	99.4	95	TURNER	124.2	79	STACEY	89.9	95	TURNER	122.2
15	39	SELLORS	99.1	18	FIELDHOUSE	122.9	17	BOURNE	89.4	18	FIELDHOUSE	121.3
16	30	COOK	98.9	30	COOK	121.7	14	NIXON	89.2	25	STRUDWICK	121.1
17	18	FIELDHOUSE	98.5	69	IRWIN	121.1	21	BROOKS	89.1	30	COOK	120.9
18	19	OGDEN	98.1	20	HART	121.1	13	CLARK	89.0	16	CLARIDGE	120.6
19	89	MORETON	97.9	19	OGDEN	120.9	66	THOMAS	89.0	69	IRWIN	120.4
20	16	CLARIDGE	97.9	25	STRUDWICK	120.9	72	HORSMAN	88.5	22	MAGUIRE	120.0
21	69	IRWIN	97.8	72	HORSMAN	120.9	56	ATKINS	88.3	19	OGDEN	119.6
22	20	HART	97.8	89	MORETON	120.9	95	TURNER	87.8	72	HORSMAN	119.6
23	72	HORSMAN	97.6	23	JONES	120.6	50	BEHAL	87.7	50	BEHAL	119.6
24	57	HIATT	97.5	16	CLARIDGE	120.2	57	HIATT	87.4	89	MORETON	119.4
25	21	BROOKS	97.3	57	HIATT	119.8	16	CLARIDGE	86.8	23	JONES	119.4
26	56	ATKINS	97.1	22	MAGUIRE	119.6	48	PINFOLD	86.3	20	HART	119.1
27	66	THOMAS	97.1	56	ATKINS	119.4	39	SELLORS	86.0	21	BROOKS	118.9
28	17	BOURNE	96.5	21	BROOKS	119.4	18	FIELDHOUSE	85.2	57	HIATT	118.9
29	50	BEHAL	96.5	17	BOURNE	118.7	20	HART	84.2	56	ATKINS	118.5
30	23	JONES	96.4	50	BEHAL	118.1	22	MAGUIRE	82.9	17	BOURNE	118.3
31	22	MAGUIRE	96.1	13	CLARK	117.9	69	IRWIN	81.6	13	CLARK	117.9
32	13	CLARK	95.3	66	THOMAS	116.1	23	JONES	79.5	66	THOMAS	117.9

Weather / Track : Cloudy / Dry

Brands Hatch GP

Circuit Length = 2.4332 miles

Start: 09:00 Flag 09:25 End: 09:26

Results can be found at www.tsl-timing.com

Printed - 09:29 Saturday, 13 October 2018

MCRCB BULLETIN TK091

2018 Bennetts British Superbike Championship - Round 12

2018 HEL Performance British Motostar Championship

QUALIFYING - FASTEST LAP SEQUENCE

SESS. TIME	NO	CL	NAME	ENTRY	TIME	MPH	LAP
3:27.511	15		Eugene McMANUS	KTM - RS Racing	1:38.930	88.54	2
3:27.987	79		Storm STACEY	KTM - FPW Racing	1:37.220	90.10	2
3:28.053	14		Jack NIXON	KTM - Santander Salt	1:37.205	90.11	2
3:39.640	12		Edward RENDELL	KTM FTR - Banks Racing	1:36.351	90.91	2
4:13.755	11		Dan JONES	KTM - SymCirrus Motorsport	1:36.349	90.91	2
5:04.388	14		Jack NIXON	KTM - Santander Salt	1:36.335	90.93	3
5:15.207	12		Edward RENDELL	KTM FTR - Banks Racing	1:35.567	91.66	3
5:33.147	55		Jack SCOTT	KTM - City Lifting / RS Racing	1:35.495	91.73	3
5:36.781	1		Jake ARCHER	KTM - City Lifting / RS Racing	1:34.714	92.48	3
9:06.275	64		Asher DURHAM	Mahindra - Microlise Cresswell Racing	1:34.592	92.60	4
10:31.438	55		Jack SCOTT	KTM - City Lifting / RS Racing	1:33.897	93.29	6
18:42.154	64		Asher DURHAM	Mahindra - Microlise Cresswell Racing	1:33.892	93.29	10
20:15.976	64		Asher DURHAM	Mahindra - Microlise Cresswell Racing	1:33.823	93.36	11
21:49.528	64		Asher DURHAM	Mahindra - Microlise Cresswell Racing	1:33.551	93.63	12
22:47.601	1		Jake ARCHER	KTM - City Lifting / RS Racing	1:33.505	93.68	11
23:12.075	55		Jack SCOTT	KTM - City Lifting / RS Racing	1:33.087	94.10	11
24:44.935	55		Jack SCOTT	KTM - City Lifting / RS Racing	1:32.859	94.33	12

Weather / Track : Cloudy / Dry

Results can be found at www.tsl-timing.com

Brands Hatch GP

Circuit Length = 2.4332 miles

Start: 09:00 Flag 09:25 End: 09:26

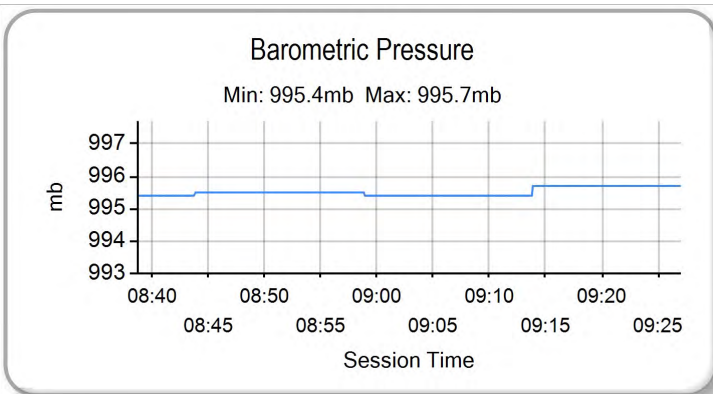
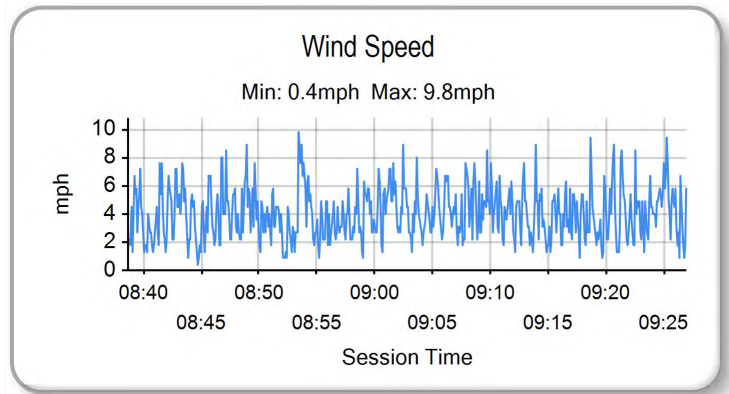
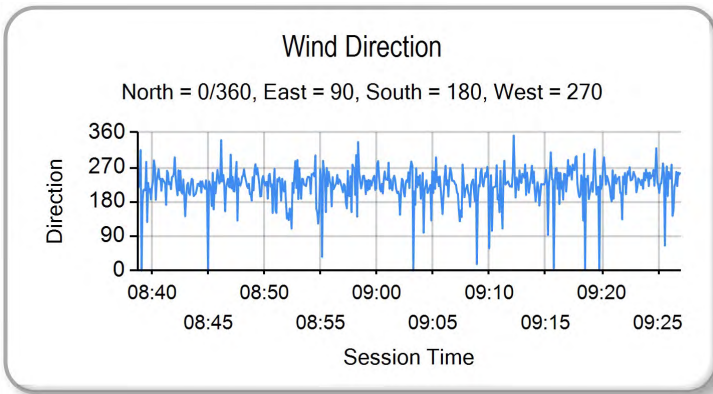
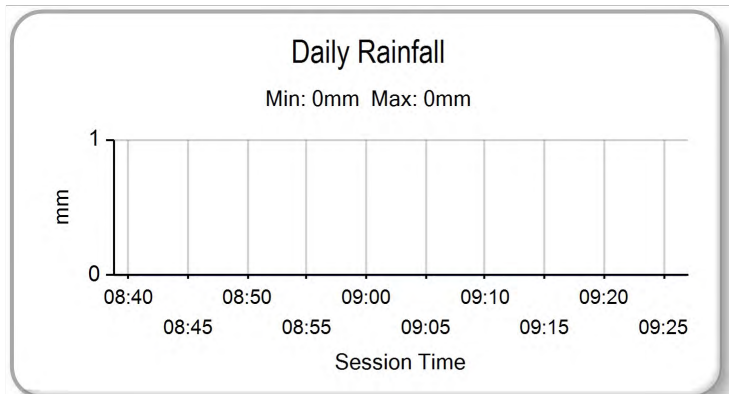
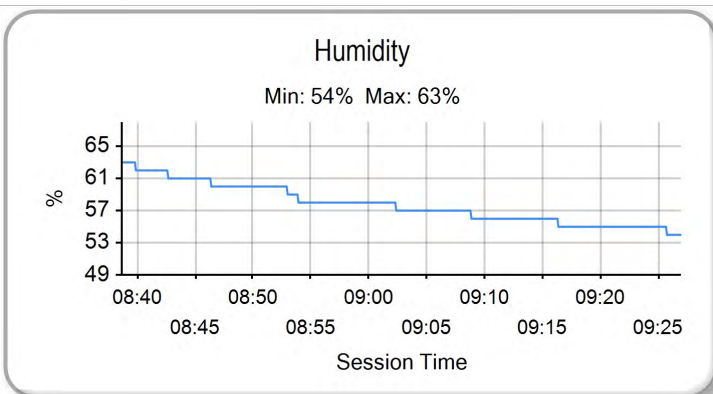
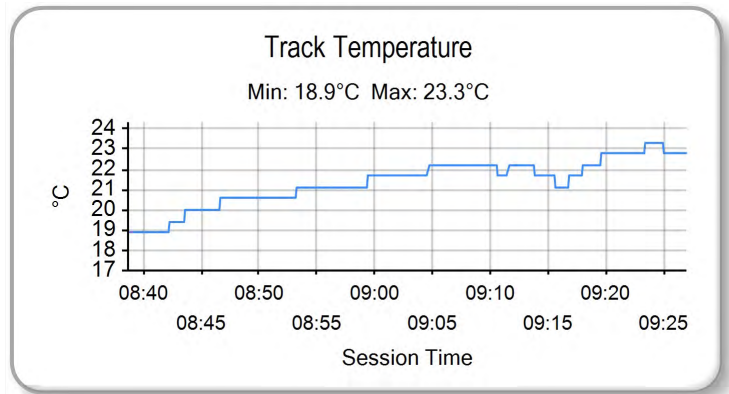
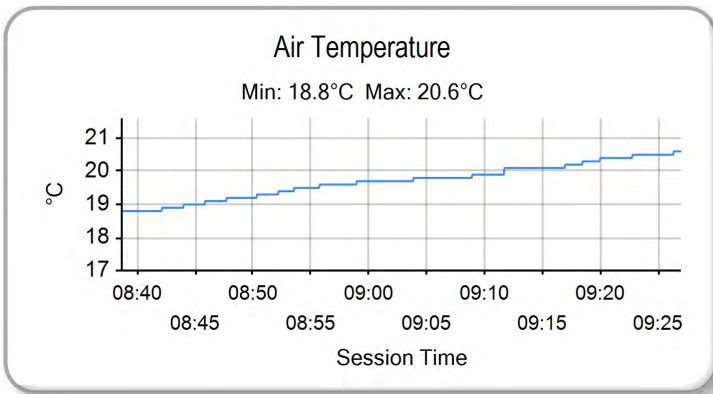
Printed - 09:30 Saturday, 13 October 2018

MCRCB BULLETIN TK092

2018 Bennetts British Superbike Championship - Round 12

2018 HEL Performance British Motostar Championship

QUALIFYING - WEATHER CONDITIONS



Weather / Track : Cloudy / Dry

Results can be found at www.tsl-timing.com

Brands Hatch GP
Circuit Length = 2.4332 miles
Start: 09:00 Flag 09:25 End: 09:26

Printed - 09:30 Saturday, 13 October 2018



ROW 11			32	23	Osian JONES	1:41.346	31	57	Josh HIATT	1:41.208				
ROW 10	30	66	Annabel THOMAS	1:40.907	29	13	Jacob CLARK	1:40.619	28	22	Ross MAGUIRE	1:40.152		
ROW 9			27	50	Aditya BEHAL	1:39.976	26	20	Jack HART	1:39.932	25	21	Daniel BROOKS	1:39.732
ROW 8	24	16	Harvey CLARIDGE	1:39.714	23	69	Rhys IRWIN	1:39.231	22	18	Jodie FIELDHOUSE	1:38.922		
ROW 7			21	56	Charlie ATKINS	1:38.676	20	17	Franco BOURNE	1:38.542	19	89	Taylor MORETON	1:38.463
ROW 6	18	39	Connor SELLORS	1:38.262	17	95	Ross TURNER	1:37.685	16	72	Cameron HORSMAN	1:37.684		
ROW 5			15	54	Sam BURMAN	1:37.514	14	30	Max COOK	1:37.217	13	25	Thomas STRUDWICK	1:37.174
ROW 4	12	19	Scott OGDEN	1:37.096	11	48	Sharni PINFOLD	1:36.592	10	8	Elliot LODGE	1:35.189		
ROW 3			9	79	Storm STACEY	1:35.096	8	7	Edmund BEST	1:34.990	7	14	Jack NIXON	1:34.964
ROW 2	6	15	Eugene McMANUS	1:34.788	5	11	Dan JONES	1:34.415	4	12	Edward RENDELL	1:34.136		
ROW 1			3	64	Asher DURHAM	1:33.551	2	1	Jake ARCHER	1:33.397	1	55	Jack SCOTT	1:32.859
												Pole		

Brands Hatch GP
Circuit Length = 2.4332 miles

These results are provisional until the conclusion of any judicial and technical matters.

Race Director :	Stewards :	Timekeeper :
-----------------	------------	--------------

Results can be found at www.britishsuperbike.com

Printed - 09:29 Saturday, 13 October 2018



MCRCB BULLETIN TK163

2018 Bennetts British Superbike Championship - Round 12

2018 HEL Performance British Motostar Championship

RACE 2 - CLASSIFICATION



POS	NO	CL	PIC NAME	ENTRY	LAPS	TIME	GAP	DIFF	MPH	BEST	ON
1	55		1 Jack SCOTT	KTM - City Lifting / RS Racing	10	15:41.488			93.04	1:33.063	8
2	1		2 Jake ARCHER	KTM - City Lifting / RS Racing	10	15:44.902	3.414	3.414	92.70	1:33.062	6
3	12		3 Edward RENDELL	KTM FTR - Banks Racing	10	15:46.626	5.138	1.724	92.53	1:33.586	5
4	79		4 Storm STACEY	KTM - FPW Racing	10	15:50.401	8.913	3.775	92.16	1:33.805	6
5	14		5 Jack NIXON	KTM - Santander Salt	10	15:52.342	10.854	1.941	91.98	1:33.960	5
6	11		6 Dan JONES	KTM - SymCirrus Motorsport	10	15:53.110	11.622	0.768	91.90	1:34.094	5
7	15		7 Eugene McMANUS	KTM - RS Racing	10	16:01.335	19.847	8.225	91.12	1:34.644	3
8	8		8 Elliot LODGE	FTR - Spike Racing / SP125	10	16:06.174	24.686	4.839	90.66	1:35.265	10
9	7		9 Edmund BEST	KTM - SymCirrus Motorsport	10	16:10.650	29.162	4.476	90.24	1:35.893	7
10	30	S	1 Max COOK	Honda NSF - Wilson Racing	10	16:22.330	40.842	11.680	89.17	1:36.926	7
11	19	S	2 Scott OGDEN	Honda NSF - Wilson Racing	10	16:25.746	44.258	3.416	88.86	1:36.888	7
12	39		10 Connor SELLORS	Mahindra - Microlise Cresswell Racing	10	16:26.141	44.653	0.395	88.82	1:37.082	6
13	48		11 Sharni PINFOLD	KTM - RS Racing	10	16:26.342	44.854	0.201	88.81	1:37.176	10
14	54		12 Sam BURMAN	KTM - TeamWNT / Burman Racing	10	16:26.700	45.212	0.358	88.77	1:37.359	10
15	25	S	3 Thomas STRUDWICK	Honda NSF - Case Moto Rapido Moto3	10	16:27.179	45.691	0.479	88.73	1:37.163	7
16	95	S	4 Ross TURNER	Honda NSF - RedRat Racing	10	16:27.302	45.814	0.123	88.72	1:37.048	6
17	72	S	5 Cameron HORSMAN	Honda NSF - Nova / FAB Racing	10	16:27.551	46.063	0.249	88.70	1:37.479	10
18	89	S	6 Taylor MORETON	Honda NSF - Lloyd & Jones Bowker Motorrad	10	16:35.778	54.290	8.227	87.96	1:38.044	7
19	56	S	7 Charlie ATKINS	Honda NSF - Wilson Racing	10	16:39.629	58.141	3.851	87.63	1:38.544	10
20	17	S	8 Franco BOURNE	Honda NSF - Franco Bourne Racing	10	16:39.641	58.153	0.012	87.62	1:38.617	4
21	18	S	9 Jodie FIELDHOUSE	Honda NSF - Go PINK Racing	10	16:42.179	1:00.691	2.538	87.40	1:39.093	5
22	20	S	10 Jack HART	Honda NSF - Wilson Racing	10	16:51.266	1:09.778	9.087	86.62	1:39.853	10
23	16	S	11 Harvey CLARIDGE	Honda NSF - Nova Racing / SP125	10	16:51.379	1:09.891	0.113	86.61	1:39.909	9
24	22	S	12 Ross MAGUIRE	Honda NSF - Banks Racing / MotoEngineering	10	16:58.795	1:17.307	7.416	85.98	1:40.270	7
25	66	S	13 Annabel THOMAS	Honda NSF - Four Anjels Racing	10	16:59.006	1:17.518	0.211	85.96	1:40.065	3
26	23	S	14 Osian JONES	Honda NSF - Wilson Racing	10	17:00.859	1:19.371	1.853	85.80	1:40.740	3
27	57	S	15 Josh HIATT	Honda NSF - SorryMate.com	10	17:00.933	1:19.445	0.074	85.80	1:40.563	7
28	13	S	16 Jacob CLARK	Honda NSF - Wilson Racing	10	17:00.980	1:19.492	0.047	85.79	1:40.721	2

NOT CLASSIFIED

DNF	50	S	Aditya BEHAL	Honda NSF - Microlise Cresswell Racing	8	13:22.223	2 Laps	2 Laps	87.35	1:38.791	4
DNF	21	S	Daniel BROOKS	Honda NSF - Daniel Brooks Racing	8	13:22.855	2 Laps	0.632	87.28	1:38.942	8
DNF	64		Asher DURHAM	Mahindra - Microlise Cresswell Racing	7	11:02.091	3 Laps	1 Lap	92.61	1:33.235	6

FASTEST LAP

	1		Jake ARCHER	KTM - City Lifting / RS Racing	6	1:33.062		94.12 mph		151.48 kph	
	19	S	Scott OGDEN	Honda NSF - Wilson Racing	7	1:36.888		90.41 mph		145.50 kph	

Weather / Track : Bright / Dry

These results are provisional until the conclusion of any judicial and technical matters.

Brands Hatch GP

Circuit Length = 2.4332 miles

Start: 14:40 Flag 14:56 End: 14:57

Race Director :	Stewards :	Timekeeper :
-----------------	------------	--------------

Results can be found at www.britishsuperbike.com

Printed - 14:58 Saturday, 13 October 2018



2018 Bennetts British Superbike Championship - Round 12

2018 HEL Performance British Motostar Championship

RACE 2 - LAP CHART

LAP 1 @ 14:42:02.317		
NO	BEHIND	LAP TIME

64		1:39.986
55	0.099	1:40.085
12	0.128	1:40.114
1	0.848	1:40.834
14	0.868	1:40.854
79	1.121	1:41.107
11	1.498	1:41.484
7	2.473	1:42.459
15	2.561	1:42.547
8	2.728	1:42.714
48	4.549	1:44.535
30	5.040	1:45.026
54	5.148	1:45.134
25	5.192	1:45.178
19	5.545	1:45.531
72	5.653	1:45.639
89	6.457	1:46.443
39	6.712	1:46.698
95	7.168	1:47.154
21	7.213	1:47.199
18	7.971	1:47.957
17	8.154	1:48.140
50	8.472	1:48.458
56	8.682	1:48.668
20	9.362	1:49.348
16	9.470	1:49.456
13	9.644	1:49.630
23	9.966	1:49.952
57	10.326	1:50.312
66	10.539	1:50.525
22	10.666	1:50.652

LAP 2 @ 14:43:36.744		
NO	BEHIND	LAP TIME

55		1:34.328
64	0.021	1:34.448
12	0.190	1:34.489
14	0.734	1:34.293
1	0.891	1:34.470
79	1.134	1:34.440
11	1.343	1:34.272
15	3.798	1:35.664
7	4.362	1:36.316
8	4.468	1:36.167
48	8.490	1:38.368
30	8.614	1:38.001
54	8.915	1:38.194
25	9.017	1:38.252
19	9.203	1:38.085
72	9.313	1:38.087
39	10.687	1:38.402
89	10.941	1:38.911
95	11.161	1:38.420
21	12.228	1:39.442
18	12.941	1:39.397
17	13.075	1:39.348
56	13.180	1:38.925
50	13.857	1:39.812
20	15.234	1:40.299
16	15.309	1:40.266
13	15.938	1:40.721
66	16.867	1:40.755

LAP 3 @ 14:45:10.023		
NO	BEHIND	LAP TIME

55		1:33.279
64	0.648	1:33.906
12	0.843	1:33.932
79	2.215	1:34.360
1	2.345	1:34.733
14	2.365	1:34.910
11	2.518	1:34.454
15	5.163	1:34.644
7	7.624	1:36.541
8	7.701	1:36.512
30	12.872	1:37.537
48	13.673	1:38.462
25	14.251	1:38.513
72	14.350	1:38.316
19	14.351	1:38.427
54	14.649	1:39.013
39	14.836	1:37.428
89	16.316	1:38.654
95	16.332	1:38.450
18	18.873	1:39.211
21	18.970	1:40.021
17	18.992	1:39.196
56	19.252	1:39.351
50	19.982	1:39.404
20	22.284	1:40.329
16	22.333	1:40.303
66	23.653	1:40.065
13	23.862	1:41.203
23	24.400	1:40.740
22	24.624	1:40.554
57	26.208	1:42.288

LAP 4 @ 14:46:43.405		
NO	BEHIND	LAP TIME

55		1:33.382
64	0.914	1:33.648
12	1.140	1:33.679
79	3.180	1:34.347
1	3.241	1:34.278
11	3.578	1:34.442
14	3.953	1:34.970
15	6.809	1:35.028
8	10.959	1:36.640
7	11.093	1:36.851
30	16.656	1:37.166
48	18.787	1:38.496
72	18.799	1:37.831
39	19.052	1:37.598
19	19.131	1:38.162
54	19.578	1:38.311
25	19.686	1:38.817
89	21.053	1:38.119
17	24.227	1:38.617
18	24.761	1:39.270
56	24.968	1:39.098
21	25.077	1:39.489
50	25.391	1:38.791

LAP 5 @ 14:48:16.661		
NO	BEHIND	LAP TIME

55		1:33.256
64	1.171	1:33.513
12	1.470	1:33.586
1	3.804	1:33.819
79	3.906	1:33.982
11	4.416	1:34.094
14	4.657	1:33.960
15	9.030	1:35.477
8	13.390	1:35.687
7	13.962	1:36.125
30	20.787	1:37.387
39	23.380	1:37.584
48	23.742	1:38.211
19	24.046	1:38.171
54	24.187	1:37.865
72	24.221	1:38.678
25	24.704	1:38.274
95	25.425	1:37.716
89	25.944	1:38.147
17	30.229	1:39.258
18	30.598	1:39.093
21	30.831	1:39.010
56	30.929	1:39.217
50	30.947	1:38.812
16	35.980	1:40.054
20	36.303	1:40.203
23	40.088	1:41.199
22	40.281	1:41.258
66	40.354	1:41.118
13	40.619	1:41.776
57	41.841	1:40.856

LAP 6 @ 14:49:49.881		
NO	BEHIND	LAP TIME

55		1:33.220
64	1.186	1:33.235
12	2.234	1:33.984
1	3.646	1:33.062
79	4.491	1:33.805
11	5.493	1:34.297
14	6.073	1:34.636
15	11.273	1:35.463
8	15.979	1:35.809
7	16.941	1:36.199
30	25.102	1:37.535
39	27.242	1:37.082
48	28.284	1:37.762
54	28.580	1:37.613
19	28.616	1:37.790
72	29.217	1:38.216
95	29.253	1:37.048
25	29.298	1:37.814
89	30.934	1:38.210
17	36.122	1:39.113

LAP 7 @ 14:51:23.017		
NO	BEHIND	LAP TIME

55		1:33.136
64	1.405	1:33.355
12	3.268	1:34.170
1	3.872	1:33.362
79	5.538	1:34.183
11	6.946	1:34.589
14	7.377	1:34.440
15	13.500	1:35.363
8	18.136	1:35.293
7	19.698	1:35.893
30	28.892	1:36.926
39	31.630	1:37.524
19	32.368	1:36.888
48	32.670	1:37.522
54	32.908	1:37.464
25	33.325	1:37.163
72	33.561	1:37.480
95	33.823	1:37.706
89	35.842	1:38.044
17	41.911	1:38.925
56	42.580	1:39.057
50	42.684	1:39.087
18	42.761	1:39.182
21	43.227	1:39.461
20	50.101	1:40.222
16	50.333	1:40.497
22	55.308	1:40.270
66	55.372	1:40.175
23	56.238	1:40.933
13	56.403	1:40.823
57	57.228	1:40.563

LAP 8 @ 14:52:56.080		
NO	BEHIND	LAP TIME

55		1:33.063
1	4.110	1:33.301
12	4.328	1:34.123
79	7.243	1:34.768
11	8.690	1:34.807
14	8.954	1:34.640
15	16.590	1:36.153
8	21.070	1:35.997
7	23.141	1:36.506
30	33.198	1:37.369
39	36.962	1:38.395
19	37.317	1:38.012
48	37.539	1:37.932
54	37.631	1:37.786
25	37.976	1:37.714
72	38.082	1:37.584

LAP 9 @ 14:54:29.657		
NO	BEHIND	LAP TIME

95	38.421	1:37.661
89	41.773	1:38.994
17	47.796	1:38.948
56	48.396	1:38.879
50	48.474	1:38.853
18	48.893	1:39.195
21	49.106	1:38.942
20	57.488	1:40.450
16	57.583	1:40.313
22	1:03.477	1:41.232
66	1:03.600	1:41.291
23	1:04.691	1:41.516
57	1:04.799	1:40.634
13	1:05.212	1:41.872

LAP 10 @ 14:56:03.819		
NO	BEHIND	LAP TIME

55		1:34.162
1	3.414	1:33.669
12	5.138	1:34.597
79	8.913	1:34.745
14	10.854	1:35.175
11	11.622	1:35.938
15	19.847	1:35.285
8	24.686	1:35.265
7	29.162	1:36.885
30	40.842	1:37.783
19	44.258	1:37.098
39	44.653	1:37.395
48	44.854	1:37.176
54	45.212	1:37.359
25	45.691	1:37.538
95	45.814	1:37.554

Brands Hatch GP

Circuit Length = 2.4332 miles

Start: 14:40 Flag 14:56 End: 14:57

Weather / Track : Bright / Dry

MCRCB BULLETIN TK164

2018 Bennetts British Superbike Championship - Round 12

2018 HEL Performance British Motostar Championship

RACE 2 - LAP CHART

72	46.063	1:37.479
89	54.290	1:40.734
56	58.141	1:38.544
17	58.153	1:39.046
18	1:00.691	1:39.942
20	1:09.778	1:39.853
16	1:09.891	1:40.138
22	1:17.307	1:40.545
66	1:17.518	1:40.475
23	1:19.371	1:41.321
57	1:19.445	1:41.206
13	1:19.492	1:40.904

MCRCB BULLETIN TK165

2018 Bennetts British Superbike Championship - Round 12

2018 HEL Performance British Motostar Championship

RACE 2 - POSITION CHART

No	Name	Lap												
		Pos	1	2	3	4	5	6	7	8	9	10		
55	SCOTT	1	64	55	55	55	55	55	55	55	55	55	55	55
1	ARCHER	2	55	64	64	64	64	64	64	1	1	1		
64	DURHAM	3	12	12	12	12	12	12	12	12	12	12	12	12
12	RENDELL	4	1	14	79	79	1	1	1	79	79	79		
11	JONES	5	14	1	1	1	79	79	79	11	14	14		
15	McMANUS	6	79	79	14	11	11	11	11	14	11	11		
14	NIXON	7	11	11	11	14	14	14	14	15	15	15		
7	BEST	8	7	15	15	15	15	15	15	8	8	8		
79	STACEY	9	15	7	7	8	8	8	8	7	7	7		
8	LODGE	10	8	8	8	7	7	7	7	30	30	30		
48	PINFOLD	11	48	48	30	30	30	30	30	39	19	19		
19	OGDEN	12	30	30	48	48	39	39	39	19	39	39		
25	STRUDWICK	13	54	54	25	72	48	48	19	48	48	48		
30	COOK	14	25	25	72	39	19	54	48	54	54	54		
54	BURMAN	15	19	19	19	19	54	19	54	25	25	25		
72	HORSMAN	16	72	72	54	54	72	72	25	72	95	95		
95	TURNER	17	89	39	39	25	25	95	72	95	72	72		
39	SELLORS	18	39	89	89	95	95	25	95	89	89	89		
89	MORETON	19	95	95	95	89	89	89	89	17	17	56		
17	BOURNE	20	21	21	18	17	17	17	17	56	56	17		
56	ATKINS	21	18	18	21	18	18	56	56	50	18	18		
18	FIELDHOUSE	22	17	17	17	56	21	18	50	18	16	20		
16	CLARIDGE	23	50	56	56	21	56	50	18	21	20	16		
21	BROOKS	24	56	50	50	50	50	21	21	20	22	22		
20	HART	25	20	20	20	16	16	16	20	16	66	66		
50	BEHAL	26	16	16	16	20	20	20	16	22	23	23		
22	MAGUIRE	27	13	13	66	13	23	22	22	66	57	57		
13	CLARK	28	23	66	13	23	22	66	66	23	13	13		
66	THOMAS	29	57	23	23	22	66	23	23	57				
57	HIATT	30	66	57	22	66	13	13	13	13				
23	JONES	31	22	22	57	57	57	57	57					

Weather / Track : Bright / Dry

Results can be found at www.tsl-timing.com

Brands Hatch GP
 Circuit Length = 2.4332 miles
 Start: 14:40 Flag 14:56 End: 14:57

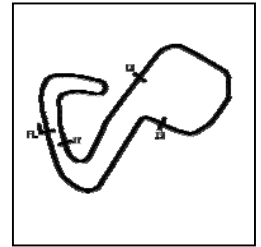
Printed - 14:59 Saturday, 13 October 2018

MCRCB BULLETIN TK166

2018 Bennetts British Superbike Championship - Round 12

2018 HEL Performance British Motostar Championship

RACE 2 - SECTOR ANALYSIS



SECTOR 1 = FL to I1, SECTOR 2 = I1 to I2 SECTOR 3 = I2 to I3, SECTOR 4 = I3 to FL, DIFF = Difference To Personal Best Lap, P = Crossed Finish Line in Pit Lane, D = Time Disallowed

P1 55		Jack SCOTT				KTM - City Lifting / RS Racing						
IDEAL LAP TIME : 1:32.860		BEST LAP TIME : 1:33.063				DIFFERENCE : 0.203						
LAP	SECTOR 1	SECTOR 2		SECTOR 3		SECTOR 4		LAP TIME	MPH	DIFF	TIME OF DAY	
1 -		102.7	17.356	125.4	25.008	89.4	22.601	125.4	1:40.085	87.52	7.022	14:42:02.416
2 -	30.064	102.7	17.144	127.5	24.721	88.5	22.399	127.3	1:34.328	92.86	1.265	14:43:36.744
3 -	29.191	102.4	17.162	125.4	24.583	93.2	22.343	126.3	1:33.279	93.91	0.216	14:45:10.023
4 -	29.158	102.1	17.144	125.4	24.624	91.9	22.456	125.6	1:33.382	93.80	0.319	14:46:43.405
5 -	29.158	103.4	17.174	126.1	24.552	93.5	22.372	125.6	1:33.256	93.93	0.193	14:48:16.661
6 -	29.186	101.3	17.217	125.4	24.379	95.5	22.438	125.6	1:33.220 (3)	93.96	0.157	14:49:49.881
7 -	29.224	103.5	17.131	125.4	24.470	93.8	22.311	125.2	1:33.136 (2)	94.05	0.073	14:51:23.017
8 -	29.224	102.4	17.268	125.4	24.292	94.6	22.279	124.7	1:33.063 (1)	94.12		14:52:56.080
9 -	29.398	102.4	17.238	125.2	24.510	91.5	22.431	125.6	1:33.577	93.61	0.514	14:54:29.657
10 -	29.246	101.9	17.139	125.9	24.552	92.5	23.225	111.6	1:34.162	93.02	1.099	14:56:03.819

P2 1		Jake ARCHER				KTM - City Lifting / RS Racing						
IDEAL LAP TIME : 1:32.956		BEST LAP TIME : 1:33.062				DIFFERENCE : 0.106						
LAP	SECTOR 1	SECTOR 2		SECTOR 3		SECTOR 4		LAP TIME	MPH	DIFF	TIME OF DAY	
1 -		103.8	17.665	130.5	25.227	86.8	22.402	130.0	1:40.834	86.87	7.772	14:42:03.165
2 -	29.900	103.4	17.318	131.8	24.873	87.7	22.379	130.0	1:34.470	92.72	1.408	14:43:37.635
3 -	29.696	102.4	17.352	130.5	24.834	87.1	22.851	127.8	1:34.733	92.46	1.671	14:45:12.368
4 -	29.544	104.0	17.300	128.8	25.020	89.4	22.414	127.0	1:34.278	92.91	1.216	14:46:46.646
5 -	29.780	105.6	17.122	130.8	24.611	91.8	22.306	127.0	1:33.819	93.36	0.757	14:48:20.465
6 -	29.247	103.5	17.067	128.8	24.436	92.1	22.312	126.8	1:33.062 (1)	94.12		14:49:53.527
7 -	29.233	104.8	17.189	128.0	24.464	93.4	22.476	126.8	1:33.362 (3)	93.82	0.300	14:51:26.889
8 -	29.441	104.5	16.981	129.5	24.495	92.9	22.384	125.6	1:33.301 (2)	93.88	0.239	14:53:00.190
9 -	29.393	103.8	17.126	127.3	24.492	92.3	22.363	126.6	1:33.374	93.81	0.312	14:54:33.564
10 -	29.468	103.2	17.067	127.3	24.619	92.0	22.515	121.3	1:33.669	93.51	0.607	14:56:07.233

P3 12		Edward RENDELL				KTM FTR - Banks Racing						
IDEAL LAP TIME : 1:33.409		BEST LAP TIME : 1:33.586				DIFFERENCE : 0.177						
LAP	SECTOR 1	SECTOR 2		SECTOR 3		SECTOR 4		LAP TIME	MPH	DIFF	TIME OF DAY	
1 -		102.9	17.623	124.2	25.059	88.0	22.527	124.5	1:40.114	87.49	6.528	14:42:02.445
2 -	29.709	100.4	17.553	121.1	24.790	90.3	22.437	126.3	1:34.489	92.70	0.903	14:43:36.934
3 -	29.683	100.9	17.337	125.6	24.563	91.8	22.349	126.1	1:33.932 (3)	93.25	0.346	14:45:10.866
4 -	29.460	102.1	17.348	124.0	24.544	93.5	22.327	124.9	1:33.679 (2)	93.50	0.093	14:46:44.545
5 -	29.380	103.5	17.413	124.0	24.430	94.3	22.363	124.2	1:33.586 (1)	93.60		14:48:18.131
6 -	29.339	101.3	17.345	123.1	24.755	95.0	22.545	123.1	1:33.984	93.20	0.398	14:49:52.115
7 -	29.344	101.6	17.476	121.7	24.728	94.7	22.622	122.4	1:34.170	93.02	0.584	14:51:26.285
8 -	29.623	100.4	17.377	122.4	24.654	92.5	22.469	123.5	1:34.123	93.06	0.537	14:53:00.408
9 -	29.621	100.9	17.313	123.3	24.551	94.5	22.467	123.3	1:33.952	93.23	0.366	14:54:34.360
10 -	29.629	100.7	17.489	121.5	24.835	95.1	22.644	121.3	1:34.597	92.60	1.011	14:56:08.957

P4 79		Storm STACEY				KTM - FPW Racing						
IDEAL LAP TIME : 1:33.585		BEST LAP TIME : 1:33.805				DIFFERENCE : 0.220						
LAP	SECTOR 1	SECTOR 2		SECTOR 3		SECTOR 4		LAP TIME	MPH	DIFF	TIME OF DAY	
1 -		104.2	17.499	130.5	25.364	87.8	22.483	129.8	1:41.107	86.63	7.302	14:42:03.438
2 -	29.789	104.5	17.343	132.3	24.868	89.0	22.440	129.8	1:34.440	92.75	0.635	14:43:37.878
3 -	29.568	105.3	17.272	131.5	24.974	88.7	22.546	128.8	1:34.360	92.83	0.555	14:45:12.238
4 -	29.628	104.0	17.291	130.5	24.958	92.3	22.470	128.0	1:34.347	92.84	0.542	14:46:46.585
5 -	29.778	104.8	17.184	128.8	24.816	92.4	22.204	130.0	1:33.982 (2)	93.20	0.177	14:48:20.567
6 -	29.529	103.8	17.036	131.0	24.892	91.1	22.348	128.0	1:33.805 (1)	93.38		14:49:54.372
7 -	29.581	104.5	17.132	129.5	24.982	92.1	22.488	127.5	1:34.183 (3)	93.00	0.378	14:51:28.555
8 -	29.948	103.7	17.298	129.3	25.079	91.4	22.443	126.6	1:34.768	92.43	0.963	14:53:03.323
9 -	29.739	103.8	17.352	128.5	25.046	92.8	22.527	127.5	1:34.664	92.53	0.859	14:54:37.987
10 -	29.748	104.6	17.256	128.8	25.261	91.8	22.480	128.5	1:34.745	92.45	0.940	14:56:12.732

P5 14		Jack NIXON				KTM - Santander Salt						
IDEAL LAP TIME : 1:33.853		BEST LAP TIME : 1:33.960				DIFFERENCE : 0.107						
LAP	SECTOR 1	SECTOR 2		SECTOR 3		SECTOR 4		LAP TIME	MPH	DIFF	TIME OF DAY	

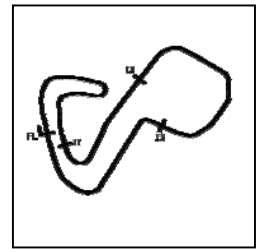
Weather / Track : Bright / Dry

Brands Hatch GP
Circuit Length = 2.4332 miles
Start: 14:40 Flag 14:56 End: 14:57

2018 Bennetts British Superbike Championship - Round 12

2018 HEL Performance British Motostar Championship

RACE 2 - SECTOR ANALYSIS



SECTOR 1 = FL to I1, SECTOR 2 = I1 to I2 SECTOR 3 = I2 to I3, SECTOR 4 = I3 to FL, DIFF = Difference To Personal Best Lap, P = Crossed Finish Line in Pit Lane, D = Time Disallowed

1 -		102.4	17.772	130.3	25.135	89.8	22.571	129.8	1:40.854	86.85	6.894	14:42:03.185
2 -	29.806	102.2	17.226	131.5	24.921	88.8	22.340	130.0	1:34.293 (2)	92.90	0.333	14:43:37.478
3 -	29.778	103.2	17.306	130.8	24.861	89.8	22.965	130.3	1:34.910	92.29	0.950	14:45:12.388
4 -	30.376	102.2	17.228	131.8	24.921	89.9	22.445	130.8	1:34.970	92.23	1.010	14:46:47.358
5 -	29.610	102.9	17.133	133.4	24.915	88.6	22.302	130.8	1:33.960 (1)	93.22		14:48:21.318
6 -	29.616	103.0	17.156	132.8	25.011	91.5	22.853	129.0	1:34.636	92.56	0.676	14:49:55.954
7 -	29.831	102.6	17.341	131.0	24.815	88.7	22.453	129.8	1:34.440 (3)	92.75	0.480	14:51:30.394
8 -	30.019	102.6	17.361	131.3	24.849	87.6	22.411	129.0	1:34.640	92.55	0.680	14:53:05.034
9 -	29.847	102.9	17.320	132.6	25.002	88.1	22.295	129.5	1:34.464	92.73	0.504	14:54:39.498
10 -	30.062	103.4	17.598	129.8	24.971	89.8	22.544	129.5	1:35.175	92.03	1.215	14:56:14.673

P6		11		Dan JONES				KTM - SymCirrus Motorsport				
IDEAL LAP TIME : 1:34.007		BEST LAP TIME : 1:34.094		DIFFERENCE : 0.087								
LAP	SECTOR 1	SECTOR 2	SECTOR 3	SECTOR 4	LAP TIME	MPH	DIFF	TIME OF DAY				
1 -		104.3	17.535	129.0	25.324	90.3	22.544	128.0	1:41.484	86.31	7.390	14:42:03.815
2 -	29.684	104.6	17.331	130.0	24.776	89.1	22.481	128.5	1:34.272 (2)	92.92	0.178	14:43:38.087
3 -	29.613	104.8	17.257	130.8	24.942	88.6	22.642	129.0	1:34.454	92.74	0.360	14:45:12.541
4 -	29.819	103.4	17.289	128.5	24.869	89.3	22.465	127.5	1:34.442	92.75	0.348	14:46:46.983
5 -	29.680	104.6	17.218	129.3	24.787	90.5	22.409	127.3	1:34.094 (1)	93.09		14:48:21.077
6 -	29.614	102.7	17.209	127.8	24.907	92.1	22.567	126.1	1:34.297 (3)	92.89	0.203	14:49:55.374
7 -	29.776	103.5	17.348	126.1	24.931	90.9	22.534	125.2	1:34.589	92.60	0.495	14:51:29.963
8 -	30.010	102.6	17.345	125.6	24.868	88.1	22.584	123.5	1:34.807	92.39	0.713	14:53:04.770
9 -	29.918	102.4	17.408	126.1	24.828	89.2	22.579	125.4	1:34.733	92.46	0.639	14:54:39.503
10 -	30.128	101.9	17.695	125.9	24.937	88.7	23.178	112.0	1:35.938	91.30	1.844	14:56:15.441

P7		15		Eugene McMANUS				KTM - RS Racing				
IDEAL LAP TIME : 1:34.483		BEST LAP TIME : 1:34.644		DIFFERENCE : 0.161								
LAP	SECTOR 1	SECTOR 2	SECTOR 3	SECTOR 4	LAP TIME	MPH	DIFF	TIME OF DAY				
1 -		104.8	17.608	132.6	26.008	87.8	22.968	129.5	1:42.547	85.42	7.903	14:42:04.878
2 -	30.445	102.4	17.221	130.0	25.343	90.9	22.655	127.5	1:35.664	91.56	1.020	14:43:40.542
3 -	29.698	104.3	17.258	129.8	24.998	89.2	22.690	127.5	1:34.644 (1)	92.55		14:45:15.186
4 -	29.880	103.5	17.287	130.0	25.237	91.5	22.624	127.3	1:35.028 (2)	92.18	0.384	14:46:50.214
5 -	30.050	103.7	17.415	129.5	24.940	91.6	23.072	126.8	1:35.477	91.74	0.833	14:48:25.691
6 -	30.035	101.9	17.330	129.0	25.251	88.5	22.847	126.6	1:35.463	91.76	0.819	14:50:01.154
7 -	30.030	104.5	17.448	128.8	25.076	87.4	22.809	126.6	1:35.363	91.85	0.719	14:51:36.517
8 -	30.307	102.9	17.910	128.3	25.132	90.3	22.804	125.6	1:36.153	91.10	1.509	14:53:12.670
9 -	30.263	102.6	17.492	127.8	25.154	87.6	22.802	127.0	1:35.711	91.52	1.067	14:54:48.381
10 -	30.053	102.7	17.359	128.8	25.018	89.9	22.855	127.5	1:35.285 (3)	91.93	0.641	14:56:23.666

P8		8		Elliot LODGE				FTR - Spike Racing / SP125				
IDEAL LAP TIME : 1:35.139		BEST LAP TIME : 1:35.265		DIFFERENCE : 0.126								
LAP	SECTOR 1	SECTOR 2	SECTOR 3	SECTOR 4	LAP TIME	MPH	DIFF	TIME OF DAY				
1 -		101.9	17.401	129.3	25.736	88.1	22.984	127.8	1:42.714	85.28	7.449	14:42:05.045
2 -	30.428	103.2	17.405	128.8	25.575	89.1	22.759	126.6	1:36.167	91.08	0.902	14:43:41.212
3 -	30.388	102.2	17.489	123.8	25.575	91.9	23.060	125.4	1:36.512	90.76	1.247	14:45:17.724
4 -	30.583	100.3	17.655	124.9	25.568	91.3	22.834	124.0	1:36.640	90.64	1.375	14:46:54.364
5 -	30.224	102.6	17.347	125.2	25.349	91.1	22.767	123.1	1:35.687 (3)	91.54	0.422	14:48:30.051
6 -	30.101	101.2	17.335	124.7	25.342	92.5	23.031	122.9	1:35.809	91.43	0.544	14:50:05.860
7 -	30.089	102.6	17.335	124.0	25.172	90.9	22.697	124.0	1:35.293 (2)	91.92	0.028	14:51:41.153
8 -	30.524	101.9	17.422	123.8	25.270	89.9	22.781	122.2	1:35.997	91.25	0.732	14:53:17.150
9 -	30.470	101.3	17.475	123.5	25.194	90.1	22.951	123.3	1:36.090	91.16	0.825	14:54:53.240
10 -	30.206	101.2	17.344	124.7	25.086	92.4	22.629	124.7	1:35.265 (1)	91.95		14:56:28.505

P9		7		Edmund BEST				KTM - SymCirrus Motorsport				
IDEAL LAP TIME : 1:35.709		BEST LAP TIME : 1:35.893		DIFFERENCE : 0.184								
LAP	SECTOR 1	SECTOR 2	SECTOR 3	SECTOR 4	LAP TIME	MPH	DIFF	TIME OF DAY				
1 -		101.3	17.524	128.5	25.433	92.3	23.043	125.2	1:42.459	85.49	6.566	14:42:04.790
2 -	30.406	100.1	17.540	126.3	25.459	91.5	22.911	124.7	1:36.316	90.94	0.423	14:43:41.106
3 -	30.335	99.7	17.661	125.2	25.425	91.5	23.120	123.5	1:36.541	90.73	0.648	14:45:17.647
4 -	30.596	98.8	17.774	124.2	25.622	91.0	22.859	125.6	1:36.851	90.44	0.958	14:46:54.498

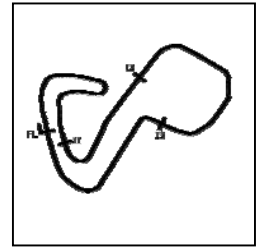
Weather / Track : Bright / Dry

Brands Hatch GP

Circuit Length = 2.4332 miles

Start: 14:40 Flag 14:56 End: 14:57

RACE 2 - SECTOR ANALYSIS



SECTOR 1 = FL to I1, SECTOR 2 = I1 to I2 SECTOR 3 = I2 to I3, SECTOR 4 = I3 to FL, DIFF = Difference To Personal Best Lap, P = Crossed Finish Line in Pit Lane, D = Time Disallowed

5 -	30.537	101.3	17.568	125.4	25.327	93.2	22.693	124.7	1:36.125 (2)	91.12	0.232	14:48:30.623
6 -	30.250	99.5	17.616	125.2	25.361	94.2	22.972	123.3	1:36.199 (3)	91.05	0.306	14:50:06.822
7 -	30.270	100.3	17.508	125.2	25.258	93.4	22.857	124.5	1:35.893 (1)	91.35		14:51:42.715
8 -	30.544	100.0	17.637	124.2	25.377	93.4	22.948	123.1	1:36.506	90.76	0.613	14:53:19.221
9 -	30.515	98.9	17.693	123.8	25.458	92.3	23.209	123.1	1:36.875	90.42	0.982	14:54:56.096
10 -	30.417	98.9	17.695	124.2	25.698	91.6	23.075	119.6	1:36.885	90.41	0.992	14:56:32.981

P10	30	S	Max COOK				Honda NSF - Wilson Racing					
IDEAL LAP TIME : 1:36.911			BEST LAP TIME : 1:36.926				DIFFERENCE : 0.015					

LAP	SECTOR 1	SECTOR 2	SECTOR 3	SECTOR 4	LAP TIME	MPH	DIFF	TIME OF DAY				
1 -	96.9	18.044	122.6	25.777	88.3	23.729	120.0	1:45.026	83.40	8.100	14:42:07.357	
2 -	30.667	98.6	18.408	119.1	25.484	85.3	23.442	121.3	1:38.001	89.38	1.075	14:43:45.358
3 -	30.564	96.8	18.174	117.9	25.514	90.9	23.285	116.9	1:37.537	89.81	0.611	14:45:22.895
4 -	30.356	96.6	18.098	117.7	25.501	91.5	23.211	118.3	1:37.166 (2)	90.15	0.240	14:47:00.061
5 -	30.497	96.6	18.069	117.9	25.593	91.6	23.228	117.7	1:37.387	89.94	0.461	14:48:37.448
6 -	30.439	96.4	18.074	118.1	25.723	91.1	23.299	117.7	1:37.535	89.81	0.609	14:50:14.983
7 -	30.357	97.2	17.912	117.5	25.498	91.8	23.159	117.1	1:36.926 (1)	90.37		14:51:51.909
8 -	30.441	96.4	18.082	117.5	25.585	92.1	23.261	116.9	1:37.369 (3)	89.96	0.443	14:53:29.278
9 -	30.358	96.4	18.083	117.1	25.741	91.8	23.418	116.3	1:37.600	89.75	0.674	14:55:06.878
10 -	30.574	95.8	18.155	117.1	25.736	90.6	23.318	117.5	1:37.783	89.58	0.857	14:56:44.661

P11	19	S	Scott OGDEN				Honda NSF - Wilson Racing					
IDEAL LAP TIME : 1:36.709			BEST LAP TIME : 1:36.888				DIFFERENCE : 0.179					

LAP	SECTOR 1	SECTOR 2	SECTOR 3	SECTOR 4	LAP TIME	MPH	DIFF	TIME OF DAY				
1 -	97.2	18.560	121.1	25.576	84.6	23.366	122.0	1:45.531	83.00	8.643	14:42:07.862	
2 -	31.045	98.5	18.175	121.5	25.580	82.9	23.285	121.5	1:38.085	89.30	1.197	14:43:45.947
3 -	31.147	97.3	18.163	118.5	25.840	85.9	23.277	119.4	1:38.427	88.99	1.539	14:45:24.374
4 -	30.631	96.5	18.114	119.8	25.585	85.5	23.832	120.4	1:38.162	89.23	1.274	14:47:02.536
5 -	30.810	98.8	18.143	121.3	25.872	84.6	23.346	120.0	1:38.171	89.23	1.283	14:48:40.707
6 -	30.672	98.9	18.064	120.4	25.380	89.5	23.674	119.8	1:37.790	89.57	0.902	14:50:18.497
7 -	30.143	97.3	17.970	118.7	25.522	91.5	23.253	118.7	1:36.888 (1)	90.41		14:51:55.385
8 -	30.636	98.5	18.287	118.5	25.623	82.6	23.466	117.9	1:38.012	89.37	1.124	14:53:33.397
9 -	30.621	97.1	18.062	118.3	25.428	89.5	23.471	116.9	1:37.582 (3)	89.76	0.694	14:55:10.979
10 -	30.390	96.4	18.051	118.1	25.441	92.9	23.216	118.5	1:37.098 (2)	90.21	0.210	14:56:48.077

P12	39	Connor SELLORS				Mahindra - Microlise Cresswell Racing						
IDEAL LAP TIME : 1:36.845			BEST LAP TIME : 1:37.082				DIFFERENCE : 0.237					

LAP	SECTOR 1	SECTOR 2	SECTOR 3	SECTOR 4	LAP TIME	MPH	DIFF	TIME OF DAY				
1 -	93.3	18.537	125.2	26.265	87.7	23.589	125.2	1:46.698	82.09	9.616	14:42:09.029	
2 -	30.929	93.8	18.175	124.2	26.173	84.7	23.125	123.5	1:38.402	89.02	1.320	14:43:47.431
3 -	30.709	99.7	17.877	125.6	25.916	86.1	22.926	126.8	1:37.428 (3)	89.91	0.346	14:45:24.859
4 -	30.702	97.5	17.785	127.8	25.786	91.0	23.325	125.4	1:37.598	89.75	0.516	14:47:02.457
5 -	30.380	100.6	18.070	121.7	25.914	84.9	23.220	122.4	1:37.584	89.76	0.502	14:48:40.041
6 -	30.361	97.9	17.798	122.9	25.812	86.7	23.111	123.5	1:37.082 (1)	90.23		14:50:17.123
7 -	30.410	97.6	17.944	122.2	26.245	85.9	22.925	122.6	1:37.524	89.82	0.442	14:51:54.647
8 -	31.174	98.2	17.922	122.0	26.086	84.9	23.213	121.5	1:38.395	89.02	1.313	14:53:33.042
9 -	30.415	96.5	17.994	121.3	26.068	84.0	23.558	116.9	1:38.035	89.35	0.953	14:55:11.077
10 -	30.487	95.4	18.007	116.3	25.988	85.7	22.913	121.1	1:37.395 (2)	89.94	0.313	14:56:48.472

P13	48	Sharni PINFOLD				KTM - RS Racing						
IDEAL LAP TIME : 1:37.022			BEST LAP TIME : 1:37.176				DIFFERENCE : 0.154					

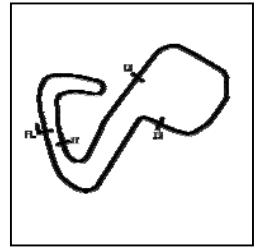
LAP	SECTOR 1	SECTOR 2	SECTOR 3	SECTOR 4	LAP TIME	MPH	DIFF	TIME OF DAY				
1 -	100.3	17.718	127.8	26.196	87.4	23.474	125.9	1:44.535	83.79	7.359	14:42:06.866	
2 -	31.015	101.3	17.795	125.2	26.095	85.0	23.463	124.0	1:38.368	89.05	1.192	14:43:45.234
3 -	31.093	96.0	17.846	117.3	26.143	83.5	23.380	123.5	1:38.462	88.96	1.286	14:45:23.696
4 -	31.192	99.8	17.612	124.5	26.028	84.9	23.664	125.9	1:38.496	88.93	1.320	14:47:02.192
5 -	30.977	101.0	17.891	121.5	26.112	85.4	23.231	124.5	1:38.211	89.19	1.035	14:48:40.403
6 -	30.816	100.0	17.730	125.6	25.873	84.6	23.343	125.4	1:37.762 (3)	89.60	0.586	14:50:18.165
7 -	30.863	100.7	17.671	116.3	25.913	82.6	23.075	125.4	1:37.522 (2)	89.82	0.346	14:51:55.687
8 -	31.180	100.4	17.597	120.2	25.932	82.9	23.223	125.2	1:37.932	89.44	0.756	14:53:33.619

MCRCB BULLETIN TK166

2018 Bennetts British Superbike Championship - Round 12

2018 HEL Performance British Motostar Championship

RACE 2 - SECTOR ANALYSIS



SECTOR 1 = FL to I1, SECTOR 2 = I1 to I2 SECTOR 3 = I2 to I3, SECTOR 4 = I3 to FL, DIFF = Difference To Personal Best Lap, P = Crossed Finish Line in Pit Lane, D = Time Disallowed

9 -	30.779	97.8	17.775	114.3	26.083	80.9	23.241	124.9	1:37.878	89.49	0.702	14:55:11.497
10 -	30.719	100.3	17.475	123.1	26.027	83.0	22.955	126.1	1:37.176 (1)	90.14		14:56:48.673

P14	54	Sam BURMAN						KTM - TeamWNT / Burman Racing				
IDEAL LAP TIME : 1:37.147			BEST LAP TIME : 1:37.359			DIFFERENCE : 0.212						
LAP	SECTOR 1	SECTOR 2	SECTOR 3	SECTOR 4	LAP TIME	MPH	DIFF	TIME OF DAY				
1 -		98.8	17.935	124.0	26.263	87.9	23.230	127.0	1:45.134	83.32	7.775	14:42:07.465
2 -	31.214	102.7	17.894	121.7	25.929	87.7	23.157	124.5	1:38.194	89.20	0.835	14:43:45.659
3 -	31.582	88.0	18.111	121.5	26.346	90.5	22.974	126.1	1:39.013	88.47	1.654	14:45:24.672
4 -	31.338	101.5	17.795	127.8	25.837	90.8	23.341	128.0	1:38.311	89.10	0.952	14:47:02.983
5 -	30.884	101.8	17.627	127.3	26.215	87.2	23.139	125.4	1:37.865	89.50	0.506	14:48:40.848
6 -	30.999	102.6	17.575	127.0	25.974	88.6	23.065	125.4	1:37.613 (3)	89.74	0.254	14:50:18.461
7 -	30.904	102.4	17.518	127.0	26.002	88.0	23.040	125.6	1:37.464 (2)	89.87	0.105	14:51:55.925
8 -	31.126	102.2	17.759	128.0	25.819	85.3	23.082	125.9	1:37.786	89.58	0.427	14:53:33.711
9 -	31.062	101.9	17.644	127.0	25.993	84.6	23.262	124.7	1:37.961	89.42	0.602	14:55:11.672
10 -	30.836	100.3	17.590	128.5	25.847	88.6	23.086	125.9	1:37.359 (1)	89.97		14:56:49.031

P15	25 S	Thomas STRUDWICK						Honda NSF - Case Moto Rapido Moto3				
IDEAL LAP TIME : 1:37.079			BEST LAP TIME : 1:37.163			DIFFERENCE : 0.084						
LAP	SECTOR 1	SECTOR 2	SECTOR 3	SECTOR 4	LAP TIME	MPH	DIFF	TIME OF DAY				
1 -		96.8	18.096	120.4	26.124	90.4	23.533	120.9	1:45.178	83.28	8.015	14:42:07.509
2 -	30.717	98.8	18.267	117.9	25.792	90.6	23.476	119.4	1:38.252	89.15	1.089	14:43:45.761
3 -	31.369	95.4	18.102	119.6	25.714	92.5	23.328	118.5	1:38.513	88.92	1.350	14:45:24.274
4 -	30.991	98.5	18.028	121.7	25.835	90.3	23.963	120.9	1:38.817	88.64	1.654	14:47:03.091
5 -	30.922	97.9	17.973	122.4	25.906	89.4	23.473	120.0	1:38.274	89.13	1.111	14:48:41.365
6 -	30.657	98.8	17.963	122.0	25.832	89.0	23.362	121.1	1:37.814	89.55	0.651	14:50:19.179
7 -	30.499	98.9	17.866	120.9	25.674	91.6	23.124	120.6	1:37.163 (1)	90.15		14:51:56.342
8 -	30.890	98.8	18.056	120.6	25.590	90.6	23.178	120.4	1:37.714 (3)	89.64	0.551	14:53:34.056
9 -	31.145	96.8	17.877	119.8	25.711	90.1	23.183	120.2	1:37.916	89.46	0.753	14:55:11.972
10 -	30.721	98.5	18.024	121.1	25.653	91.4	23.140	121.7	1:37.538 (2)	89.80	0.375	14:56:49.510

P16	95 S	Ross TURNER						Honda NSF - RedRat Racing				
IDEAL LAP TIME : 1:36.841			BEST LAP TIME : 1:37.048			DIFFERENCE : 0.207						
LAP	SECTOR 1	SECTOR 2	SECTOR 3	SECTOR 4	LAP TIME	MPH	DIFF	TIME OF DAY				
1 -		95.5	18.443	125.4	26.431	82.0	23.693	118.5	1:47.154	81.74	10.106	14:42:09.485
2 -	31.076	98.5	18.140	123.1	25.728	80.7	23.476	122.6	1:38.420	89.00	1.372	14:43:47.905
3 -	30.962	98.6	18.027	124.2	26.072	86.4	23.389	121.1	1:38.450	88.97	1.402	14:45:26.355
4 -	30.535	99.2	18.262	120.9	25.748	88.1	23.470	122.2	1:38.015	89.37	0.967	14:47:04.370
5 -	30.845	98.9	18.159	122.0	25.503	88.6	23.209	121.7	1:37.716	89.64	0.668	14:48:42.086
6 -	30.351	99.2	18.017	122.9	25.495	87.1	23.185	123.1	1:37.048 (1)	90.26		14:50:19.134
7 -	30.925	100.3	17.967	123.8	25.535	84.8	23.279	122.9	1:37.706	89.65	0.658	14:51:56.840
8 -	31.016	99.4	18.037	122.0	25.446	88.1	23.162	121.7	1:37.661	89.69	0.613	14:53:34.501
9 -	30.856	96.0	17.953	123.1	25.624	88.5	23.145	121.3	1:37.578 (3)	89.77	0.530	14:55:12.079
10 -	30.682	98.2	18.090	122.6	25.691	88.8	23.091	123.5	1:37.554 (2)	89.79	0.506	14:56:49.633

P17	72 S	Cameron HORSMAN						Honda NSF - Nova / FAB Racing				
IDEAL LAP TIME : 1:37.007			BEST LAP TIME : 1:37.479			DIFFERENCE : 0.472						
LAP	SECTOR 1	SECTOR 2	SECTOR 3	SECTOR 4	LAP TIME	MPH	DIFF	TIME OF DAY				
1 -		96.4	18.279	120.2	25.726	87.0	23.591	120.6	1:45.639	82.92	8.160	14:42:07.970
2 -	31.022	98.1	18.146	123.5	25.650	83.2	23.269	122.2	1:38.087	89.30	0.608	14:43:46.057
3 -	31.161	97.1	18.230	122.2	25.770	85.2	23.155	118.5	1:38.316	89.09	0.837	14:45:24.373
4 -	30.806	96.6	17.953	121.7	25.420	91.1	23.652	117.7	1:37.831	89.54	0.352	14:47:02.204
5 -	30.610	95.7	18.370	117.5	26.057	86.8	23.641	120.2	1:38.678	88.77	1.199	14:48:40.882
6 -	30.644	98.2	18.021	121.1	25.949	86.7	23.602	118.5	1:38.216	89.18	0.737	14:50:19.098
7 -	30.762	97.8	18.082	119.8	25.468	86.1	23.168	120.2	1:37.480 (2)	89.86	0.001	14:51:56.578
8 -	30.751	98.9	18.192	120.6	25.552	87.8	23.089	121.3	1:37.584 (3)	89.76	0.105	14:53:34.162
9 -	31.136	95.1	18.096	119.4	25.697	83.8	23.312	119.6	1:38.241	89.16	0.762	14:55:12.403
10 -	30.545	97.2	18.132	121.5	25.619	88.6	23.183	121.5	1:37.479 (1)	89.86		14:56:49.882

Weather / Track : Bright / Dry

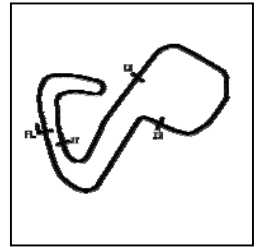
Brands Hatch GP
Circuit Length = 2.4332 miles
Start: 14:40 Flag 14:56 End: 14:57

MCRCB BULLETIN TK166

2018 Bennetts British Superbike Championship - Round 12

2018 HEL Performance British Motostar Championship

RACE 2 - SECTOR ANALYSIS



SECTOR 1 = FL to I1, SECTOR 2 = I1 to I2 SECTOR 3 = I2 to I3, SECTOR 4 = I3 to FL, DIFF = Difference To Personal Best Lap, P = Crossed Finish Line in Pit Lane, D = Time Disallowed

P18 89 S Taylor MORETON		Honda NSF - Lloyd & Jones Bowker Motorrad									
IDEAL LAP TIME : 1:37.861		BEST LAP TIME : 1:38.044				DIFFERENCE : 0.183					
LAP	SECTOR 1	SECTOR 2		SECTOR 3		SECTOR 4		LAP TIME	MPH	DIFF	TIME OF DAY
1 -	96.4	18.519	120.0	26.105	90.8	23.694	118.9	1:46.443	82.29	8.399	14:42:08.774
2 -	31.022 96.5	18.216	118.7	26.091	89.4	23.582	118.7	1:38.911	88.56	0.867	14:43:47.685
3 -	30.949 97.3	18.137	119.6	26.068	88.5	23.500	119.1	1:38.654	88.79	0.610	14:45:26.339
4 -	30.895 96.1	18.116	120.9	25.775	90.0	23.333	120.4	1:38.119 (2)	89.27	0.075	14:47:04.458
5 -	30.943 98.8	18.055	120.6	25.814	89.4	23.335	119.8	1:38.147 (3)	89.25	0.103	14:48:42.605
6 -	30.771 96.9	17.991	119.4	25.963	90.8	23.485	119.1	1:38.210	89.19	0.166	14:50:20.815
7 -	30.762	96.8	18.120	118.7	25.813	90.6	23.349	119.1	1:38.044 (1)	89.34	14:51:58.859
8 -	30.947 96.9	18.223	117.1	26.102	90.8	23.722	117.3	1:38.994	88.48	0.950	14:53:37.853
9 -	31.219 96.5	18.285	115.7	26.316	87.9	23.702	117.7	1:39.522	88.01	1.478	14:55:17.375
10 -	31.558 94.7	18.328	116.7	26.689	88.0	24.159	112.4	1:40.734	86.96	2.690	14:56:58.109

P19 56 S Charlie ATKINS		Honda NSF - Wilson Racing									
IDEAL LAP TIME : 1:38.071		BEST LAP TIME : 1:38.544				DIFFERENCE : 0.473					
LAP	SECTOR 1	SECTOR 2		SECTOR 3		SECTOR 4		LAP TIME	MPH	DIFF	TIME OF DAY
1 -	94.3	18.582	122.4	27.077	82.1	23.721	120.9	1:48.668	80.61	10.124	14:42:10.999
2 -	31.074 96.9	18.237	121.3	25.927	83.2	23.687	121.3	1:38.925 (3)	88.55	0.381	14:43:49.924
3 -	31.351 97.1	18.047	121.7	26.471	85.0	23.482	120.2	1:39.351	88.17	0.807	14:45:29.275
4 -	31.113 97.3	18.204	119.4	26.090	82.9	23.691	120.6	1:39.098	88.39	0.554	14:47:08.373
5 -	30.994 97.1	18.209	120.6	26.089	82.9	23.925	118.9	1:39.217	88.28	0.673	14:48:47.590
6 -	31.227 96.4	18.151	120.2	25.934	87.8	23.638	115.9	1:38.950	88.52	0.406	14:50:26.540
7 -	30.952 96.9	18.216	118.1	26.376	86.3	23.513	117.9	1:39.057	88.43	0.513	14:52:05.597
8 -	31.096 96.8	18.264	116.5	26.052	87.8	23.467	118.1	1:38.879 (2)	88.59	0.335	14:53:44.476
9 -	31.284 96.2	18.272	117.3	26.032	87.4	23.352	117.5	1:38.940	88.53	0.396	14:55:23.416
10 -	30.745	96.2	18.176	117.5	26.264	87.6	23.359	119.4	1:38.544 (1)	88.89	14:57:01.960

P20 17 S Franco BOURNE		Honda NSF - Franco Bourne Racing										
IDEAL LAP TIME : 1:38.322		BEST LAP TIME : 1:38.617				DIFFERENCE : 0.295						
LAP	SECTOR 1	SECTOR 2		SECTOR 3		SECTOR 4		LAP TIME	MPH	DIFF	TIME OF DAY	
1 -	96.0	18.588	117.9	26.739	86.3	23.841	119.4	1:48.140	81.00	9.523	14:42:10.471	
2 -	31.377 96.4	18.218	117.9	25.968	84.2	23.785	120.4	1:39.348	88.17	0.731	14:43:49.819	
3 -	31.288 97.6	18.140	118.3	26.178	83.5	23.590	120.4	1:39.196	88.30	0.579	14:45:29.015	
4 -	31.017 95.5	18.272	118.3	25.692	89.7	23.636	117.5	1:38.617 (1)	88.82		14:47:07.632	
5 -	30.923 96.2	18.516	117.7	25.826	89.2	23.993	116.1	1:39.258	88.25	0.641	14:48:46.890	
6 -	31.070 95.0	18.359	116.9	25.863	88.3	23.821	115.9	1:39.113	88.38	0.496	14:50:26.003	
7 -	30.900	96.4	18.255	116.9	26.022	89.1	23.748	116.5	1:38.925 (2)	88.55	0.308	14:52:04.928
8 -	31.017 96.5	18.223	116.9	25.820	88.6	23.888	115.7	1:38.948 (3)	88.52	0.331	14:53:43.876	
9 -	31.066 95.7	18.411	115.1	25.900	90.0	23.673	115.1	1:39.050	88.43	0.433	14:55:22.926	
10 -	31.075 94.7	18.311	116.9	25.917	89.8	23.743	115.7	1:39.046	88.44	0.429	14:57:01.972	

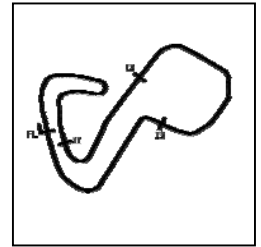
P21 18 S Jodie FIELDHOUSE		Honda NSF - Go PINK Racing									
IDEAL LAP TIME : 1:38.228		BEST LAP TIME : 1:39.093				DIFFERENCE : 0.865					
LAP	SECTOR 1	SECTOR 2		SECTOR 3		SECTOR 4		LAP TIME	MPH	DIFF	TIME OF DAY
1 -	98.6	18.423	120.6	26.857	84.9	23.921	121.7	1:47.957	81.14	8.864	14:42:10.288
2 -	31.267 98.6	18.064	120.9	26.247	84.5	23.819	120.6	1:39.397	88.12	0.304	14:43:49.685
3 -	31.257 98.8	18.064	123.1	26.273	85.7	23.617	119.8	1:39.211	88.29	0.118	14:45:28.896
4 -	31.320 97.8	18.123	118.3	26.176	84.6	23.651	121.3	1:39.270	88.24	0.177	14:47:08.166
5 -	31.072	98.3	18.241	121.1	26.059	86.3	23.721	120.4	1:39.093 (1)	88.40	14:48:47.259
6 -	31.108 97.9	18.031	121.1	26.163	86.8	24.035	116.9	1:39.337	88.18	0.244	14:50:26.596
7 -	31.469 97.5	18.022	121.1	26.367	86.5	23.324	123.1	1:39.182 (2)	88.32	0.089	14:52:05.778
8 -	31.616 99.5	17.857	120.4	26.252	86.7	23.470	122.0	1:39.195 (3)	88.30	0.102	14:53:44.973
9 -	31.408 96.2	18.521	119.6	25.975	88.0	23.691	119.4	1:39.595	87.95	0.502	14:55:24.568
10 -	31.154 95.8	18.248	119.6	26.366	86.2	24.174	118.1	1:39.942	87.64	0.849	14:57:04.510

P22 20 S Jack HART		Honda NSF - Wilson Racing									
IDEAL LAP TIME : 1:39.598		BEST LAP TIME : 1:39.853				DIFFERENCE : 0.255					
LAP	SECTOR 1	SECTOR 2		SECTOR 3		SECTOR 4		LAP TIME	MPH	DIFF	TIME OF DAY

Weather / Track : Bright / Dry

Brands Hatch GP
Circuit Length = 2.4332 miles
Start: 14:40 Flag 14:56 End: 14:57

RACE 2 - SECTOR ANALYSIS



SECTOR 1 = FL to I1, SECTOR 2 = I1 to I2, SECTOR 3 = I2 to I3, SECTOR 4 = I3 to FL, DIFF = Difference To Personal Best Lap, P = Crossed Finish Line in Pit Lane, D = Time Disallowed

1 -	93.7	18.553	124.2	27.319	82.6	23.997	120.9	1:49.348	80.10	9.495	14:42:11.679	
2 -	31.573	96.8	18.260	120.9	26.533	84.6	23.933	119.1	1:40.299	87.33	0.446	14:43:51.978
3 -	31.653	96.9	18.210	119.4	26.588	83.1	23.878	118.9	1:40.329	87.31	0.476	14:45:32.307
4 -	31.776	96.6	18.287	120.6	26.585	82.3	23.806	119.4	1:40.454	87.20	0.601	14:47:12.761
5 -	31.360	97.9	18.218	120.6	26.654	83.2	23.971	118.5	1:40.203	87.42	0.350	14:48:52.964
6 -	31.289	97.5	18.191	119.6	26.580	82.5	23.872	118.1	1:39.932 (2)	87.65	0.079	14:50:32.896
7 -	31.225	97.1	18.226	118.3	26.977	82.1	23.794	117.3	1:40.222	87.40	0.369	14:52:13.118
8 -	31.551	97.5	18.301	117.7	26.763	83.3	23.835	117.5	1:40.450	87.20	0.597	14:53:53.568
9 -	31.527	98.1	18.223	118.9	26.576	83.3	23.850	118.9	1:40.176 (3)	87.44	0.323	14:55:33.744
10 -	31.359	96.6	18.154	119.4	26.654	84.8	23.686	118.1	1:39.853 (1)	87.72		14:57:13.597

P23	16 S	Harvey CLARIDGE					Honda NSF - Nova Racing / SP125					
IDEAL LAP TIME : 1:39.432		BEST LAP TIME : 1:39.909					DIFFERENCE : 0.477					
LAP	SECTOR 1	SECTOR 2	SECTOR 3	SECTOR 4	LAP TIME	MPH	DIFF	TIME OF DAY				
1 -		97.3	18.905	120.6	26.978	81.8	23.989	121.7	1:49.456	80.03	9.547	14:42:11.787
2 -	31.560	97.2	18.333	121.1	26.611	83.0	23.762	118.1	1:40.266	87.36	0.357	14:43:52.053
3 -	31.640	96.6	18.339	120.6	26.589	83.7	23.735	120.0	1:40.303	87.33	0.394	14:45:32.356
4 -	31.394	95.7	18.369	117.1	26.608	87.3	23.860	117.1	1:40.231	87.39	0.322	14:47:12.587
5 -	31.235	96.0	18.268	117.5	26.635	89.5	23.916	116.7	1:40.054 (2)	87.55	0.145	14:48:52.641
6 -	31.295	95.5	18.356	115.1	26.557	85.2	24.004	115.9	1:40.212	87.41	0.303	14:50:32.853
7 -	31.446	97.2	18.169	119.8	27.058	81.4	23.824	117.7	1:40.497	87.16	0.588	14:52:13.350
8 -	31.568	96.6	18.297	118.3	26.735	79.7	23.713	120.2	1:40.313	87.32	0.404	14:53:53.663
9 -	31.076	96.0	18.359	115.1	26.609	86.0	23.865	116.9	1:39.909 (1)	87.67		14:55:33.572
10 -	31.313	94.3	18.405	115.7	26.790	83.4	23.630	120.0	1:40.138 (3)	87.47	0.229	14:57:13.710

P24	22 S	Ross MAGUIRE					Honda NSF - Banks Racing / MotoEngineering					
IDEAL LAP TIME : 1:40.138		BEST LAP TIME : 1:40.270					DIFFERENCE : 0.132					
LAP	SECTOR 1	SECTOR 2	SECTOR 3	SECTOR 4	LAP TIME	MPH	DIFF	TIME OF DAY				
1 -		92.9	18.916	121.3	27.204	79.8	24.134	120.4	1:50.652	79.16	10.382	14:42:12.983
2 -	32.008	95.1	18.456	121.1	26.619	81.0	24.027	118.5	1:41.110	86.63	0.840	14:43:54.093
3 -	31.482	95.8	18.527	120.2	26.498	81.9	24.047	119.1	1:40.554 (3)	87.11	0.284	14:45:34.647
4 -	31.580	95.8	18.674	119.6	26.597	80.1	24.186	118.3	1:41.037	86.69	0.767	14:47:15.684
5 -	31.772	94.2	18.459	116.7	26.718	82.6	24.309	117.9	1:41.258	86.51	0.988	14:48:56.942
6 -	31.658	89.1	18.573	116.7	26.525	83.5	24.357	114.1	1:41.113	86.63	0.843	14:50:38.055
7 -	31.223	94.9	18.493	117.1	26.460	83.7	24.094	115.5	1:40.270 (1)	87.36		14:52:18.325
8 -	31.689	94.9	18.605	115.9	26.897	82.5	24.041	115.3	1:41.232	86.53	0.962	14:53:59.557
9 -	31.468	95.0	18.560	115.9	26.612	83.2	24.384	116.5	1:41.024	86.71	0.754	14:55:40.581
10 -	31.195	95.3	18.576	116.3	26.527	84.4	24.247	116.1	1:40.545 (2)	87.12	0.275	14:57:21.126

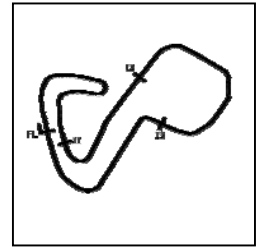
P25	66 S	Annabel THOMAS					Honda NSF - Four Anjels Racing					
IDEAL LAP TIME : 1:39.534		BEST LAP TIME : 1:40.065					DIFFERENCE : 0.531					
LAP	SECTOR 1	SECTOR 2	SECTOR 3	SECTOR 4	LAP TIME	MPH	DIFF	TIME OF DAY				
1 -		95.7	18.678	116.9	26.967	85.0	24.272	118.7	1:50.525	79.25	10.460	14:42:12.856
2 -	31.461	97.9	18.514	115.9	26.329	84.5	24.451	117.1	1:40.755	86.94	0.690	14:43:53.611
3 -	31.074	95.5	18.423	115.9	26.459	88.5	24.109	117.5	1:40.065 (1)	87.54		14:45:33.676
4 -	31.315	95.7	18.630	115.9	27.035	85.7	25.241	118.1	1:42.221	85.69	2.156	14:47:15.897
5 -	31.422	96.6	18.538	115.7	26.591	88.1	24.567	118.1	1:41.118	86.62	1.053	14:48:57.015
6 -	31.492	93.2	18.418	115.1	26.816	89.7	24.473	117.7	1:41.199	86.56	1.134	14:50:38.214
7 -	31.332	96.9	18.450	116.3	26.587	86.5	23.806	116.5	1:40.175 (2)	87.44	0.110	14:52:18.389
8 -	32.017	96.6	18.343	115.7	26.864	82.4	24.067	116.7	1:41.291	86.48	1.226	14:53:59.680
9 -	31.701	96.6	18.325	115.3	26.718	81.5	24.438	117.7	1:41.182	86.57	1.117	14:55:40.862
10 -	31.313	94.7	18.337	115.3	26.490	87.0	24.335	114.3	1:40.475 (3)	87.18	0.410	14:57:21.337

P26	23 S	Osian JONES					Honda NSF - Wilson Racing					
IDEAL LAP TIME : 1:40.354		BEST LAP TIME : 1:40.740					DIFFERENCE : 0.386					
LAP	SECTOR 1	SECTOR 2	SECTOR 3	SECTOR 4	LAP TIME	MPH	DIFF	TIME OF DAY				
1 -		94.1	18.774	122.6	27.077	78.2	24.017	121.5	1:49.952	79.66	9.212	14:42:12.283
2 -	31.822	96.9	18.409	122.4	26.616	81.8	24.553	118.3	1:41.400	86.38	0.660	14:43:53.683
3 -	31.816	97.2	18.528	120.9	26.441	81.9	23.955	120.0	1:40.740 (1)	86.95		14:45:34.423
4 -	31.739	96.2	18.670	120.0	26.532	79.8	24.186	117.5	1:41.127	86.62	0.387	14:47:15.550

Weather / Track : Bright / Dry

Brands Hatch GP
 Circuit Length = 2.4332 miles
 Start: 14:40 Flag 14:56 End: 14:57

RACE 2 - SECTOR ANALYSIS



SECTOR 1 = FL to I1, SECTOR 2 = I1 to I2 SECTOR 3 = I2 to I3, SECTOR 4 = I3 to FL, DIFF = Difference To Personal Best Lap, P = Crossed Finish Line in Pit Lane, D = Time Disallowed

5 -	31.621	95.8	18.584	118.9	26.602	84.7	24.392	116.9	1:41.199	86.56	0.459	14:48:56.749
6 -	32.196	95.5	18.631	119.4	26.559	81.2	24.187	117.7	1:41.573	86.24	0.833	14:50:38.322
7 -	31.790	96.2	18.556	120.0	26.527	81.6	24.060	118.5	1:40.933 (2)	86.78	0.193	14:52:19.255
8 -	32.027	95.0	19.138	117.5	26.468	81.8	23.883	118.3	1:41.516	86.29	0.776	14:54:00.771
9 -	31.866	95.0	18.614	118.3	26.557	82.4	24.061	118.7	1:41.098 (3)	86.64	0.358	14:55:41.869
10 -	31.853	94.2	18.734	118.9	26.552	82.2	24.182	118.1	1:41.321	86.45	0.581	14:57:23.190

P27	57	S	Josh HIATT	Honda NSF - SorryMate.com								
IDEAL LAP TIME : 1:40.315			BEST LAP TIME : 1:40.563			DIFFERENCE : 0.248						

LAP	SECTOR 1	SECTOR 2	SECTOR 3	SECTOR 4	LAP TIME	MPH	DIFF	TIME OF DAY				
1 -	96.6	18.681	122.6	26.967	79.5	24.332	120.4	1:50.312	79.40	9.749	14:42:12.643	
2 -	32.271	97.1	18.358	120.9	26.472	87.0	24.199	118.9	1:41.300	86.47	0.737	14:43:53.943
3 -	32.095	97.6	18.439	121.1	26.512	86.9	25.242	116.3	1:42.288	85.63	1.725	14:45:36.231
4 -	31.940	95.3	18.655	118.5	26.812	87.0	24.008	117.3	1:41.415	86.37	0.852	14:47:17.646
5 -	31.865	95.8	18.520	118.5	26.439	85.0	24.032	118.1	1:40.856 (3)	86.85	0.293	14:48:58.502
6 -	31.782	96.1	18.482	118.1	26.899	86.3	24.017	117.5	1:41.180	86.57	0.617	14:50:39.682
7 -	31.687	96.6	18.484	119.1	26.430	89.1	23.962	117.9	1:40.563 (1)	87.10		14:52:20.245
8 -	31.723	97.8	18.572	117.1	26.499	80.5	23.840	118.3	1:40.634 (2)	87.04	0.071	14:54:00.879
9 -	31.949	96.5	18.485	120.2	26.654	79.6	24.091	119.4	1:41.179	86.57	0.616	14:55:42.058
10 -	31.778	94.6	18.703	115.7	26.596	85.1	24.129	118.3	1:41.206	86.55	0.643	14:57:23.264

P28	13	S	Jacob CLARK	Honda NSF - Wilson Racing								
IDEAL LAP TIME : 1:40.373			BEST LAP TIME : 1:40.721			DIFFERENCE : 0.348						

LAP	SECTOR 1	SECTOR 2	SECTOR 3	SECTOR 4	LAP TIME	MPH	DIFF	TIME OF DAY				
1 -	95.4	18.670	121.7	27.024	85.0	24.008	120.6	1:49.630	79.90	8.909	14:42:11.961	
2 -	31.898	94.5	18.551	118.3	26.385	84.6	23.887	117.7	1:40.721 (1)	86.97		14:43:52.682
3 -	31.896	94.5	18.464	117.9	26.514	85.3	24.329	117.3	1:41.203	86.55	0.482	14:45:33.885
4 -	31.672	94.1	18.588	116.9	26.669	81.3	24.690	116.1	1:41.619	86.20	0.898	14:47:15.504
5 -	32.184	94.7	18.469	119.1	26.732	81.1	24.391	118.3	1:41.776	86.06	1.055	14:48:57.280
6 -	31.834	94.5	18.645	119.1	26.616	82.0	24.222	117.1	1:41.317	86.45	0.596	14:50:38.597
7 -	31.748	94.3	18.429	120.0	26.576	81.9	24.070	117.3	1:40.823 (2)	86.88	0.102	14:52:19.420
8 -	31.970	96.0	19.333	117.1	26.613	81.9	23.956	117.1	1:41.872	85.98	1.151	14:54:01.292
9 -	31.674	95.1	18.456	119.4	26.815	79.6	24.170	118.1	1:41.115	86.63	0.394	14:55:42.407
10 -	31.742	94.9	18.491	119.6	26.655	84.5	24.016	120.0	1:40.904 (3)	86.81	0.183	14:57:23.311

P29	50	S	Aditya BEHAL	Honda NSF - Microlise Cresswell Racing								
IDEAL LAP TIME : 1:38.081			BEST LAP TIME : 1:38.791			DIFFERENCE : 0.710						

LAP	SECTOR 1	SECTOR 2	SECTOR 3	SECTOR 4	LAP TIME	MPH	DIFF	TIME OF DAY				
1 -	96.8	18.542	122.9	27.078	83.4	23.729	120.6	1:48.458	80.76	9.667	14:42:10.789	
2 -	31.584	97.1	18.336	120.2	26.167	87.6	23.725	118.7	1:39.812	87.76	1.021	14:43:50.601
3 -	31.292	97.3	18.407	119.1	26.127	85.9	23.578	119.4	1:39.404	88.12	0.613	14:45:30.005
4 -	30.940	97.1	18.319	119.6	26.001	82.7	23.531	120.0	1:38.791 (1)	88.67		14:47:08.796
5 -	31.241	97.3	18.244	118.7	25.715	84.6	23.612	118.9	1:38.812 (2)	88.65	0.021	14:48:47.608
6 -	31.154	96.6	18.211	117.3	26.079	85.2	23.562	117.7	1:39.006	88.47	0.215	14:50:26.614
7 -	31.115	97.6	18.082	121.3	26.477	86.1	23.413	118.7	1:39.087	88.40	0.296	14:52:05.701
8 -	31.350	97.2	18.208	118.5	25.951	87.2	23.344	119.8	1:38.853 (3)	88.61	0.062	14:53:44.554

P30	21	S	Daniel BROOKS	Honda NSF - Daniel Brooks Racing								
IDEAL LAP TIME : 1:38.506			BEST LAP TIME : 1:38.942			DIFFERENCE : 0.436						

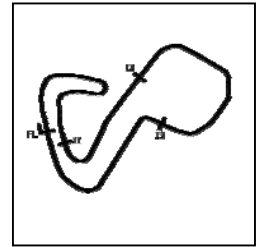
LAP	SECTOR 1	SECTOR 2	SECTOR 3	SECTOR 4	LAP TIME	MPH	DIFF	TIME OF DAY				
1 -	96.6	18.548	120.4	26.260	87.7	23.918	118.1	1:47.199	81.71	8.257	14:42:09.530	
2 -	31.381	96.2	18.181	120.0	26.061	87.4	23.819	117.5	1:39.442	88.08	0.500	14:43:48.972
3 -	31.339	96.2	18.374	118.3	26.422	88.6	23.886	116.3	1:40.021	87.58	1.079	14:45:28.993
4 -	31.637	96.2	18.222	120.2	26.206	87.6	23.424	122.0	1:39.489	88.04	0.547	14:47:08.482
5 -	31.185	97.5	18.180	120.9	26.027	90.0	23.618	119.8	1:39.010 (2)	88.47	0.068	14:48:47.492
6 -	31.502	97.3	18.175	121.1	26.145	86.9	23.469	119.6	1:39.291 (3)	88.22	0.349	14:50:26.783
7 -	31.313	96.1	18.223	121.3	26.315	89.2	23.610	119.6	1:39.461	88.07	0.519	14:52:06.244
8 -	31.265	98.2	17.949	119.6	26.336	86.9	23.392	120.2	1:38.942 (1)	88.53		14:53:45.186

MCRCB BULLETIN TK166

2018 Bennetts British Superbike Championship - Round 12

2018 HEL Performance British Motostar Championship

RACE 2 - SECTOR ANALYSIS



SECTOR 1 = FL to I1, SECTOR 2 = I1 to I2 SECTOR 3 = I2 to I3, SECTOR 4 = I3 to FL, DIFF = Difference To Personal Best Lap, P = Crossed Finish Line in Pit Lane, D = Time Disallowed

P31 64		Asher DURHAM				Mahindra - Microlise Cresswell Racing						
IDEAL LAP TIME : 1:33.133		BEST LAP TIME : 1:33.235				DIFFERENCE : 0.102						
LAP	SECTOR 1	SECTOR 2		SECTOR 3		SECTOR 4		LAP TIME	MPH	DIFF	TIME OF DAY	
1 -		103.0	17.396	125.9	25.117	89.4	22.656	126.3	1:39.986	87.61	6.751	14:42:02.317
2 -	30.085	103.8	17.141	128.0	24.724	91.3	22.498	126.1	1:34.448	92.74	1.213	14:43:36.765
3 -	29.686	103.5	17.212	128.0	24.702	90.4	22.306	127.0	1:33.906	93.28	0.671	14:45:10.671
4 -	29.512	103.0	17.168	127.5	24.643	90.5	22.325	127.0	1:33.648	93.54	0.413	14:46:44.319
5 -	29.488	104.2	17.113	128.0	24.638	89.9	22.274	127.0	1:33.513 (3)	93.67	0.278	14:48:17.832
6 -	29.399	102.7	17.062	127.3	24.533	93.0	22.241	126.1	1:33.235 (1)	93.95		14:49:51.067
7 -	29.297	104.0	17.155	126.6	24.589	92.3	22.314	125.9	1:33.355 (2)	93.83	0.120	14:51:24.422

MCRCB BULLETIN TK167

2018 Bennetts British Superbike Championship - Round 12

2018 HEL Performance British Motostar Championship

RACE 2 - BEST SECTORS

SECTOR 1			SECTOR 2			SECTOR 3			SECTOR 4			IDEAL / BEST COMPARISON							
POS	NO	NAME	TIME	NO	NAME	TIME	NO	NAME	TIME	NO	NAME	TIME	POS	NO	NAME	IDEAL	BEST	DIFF	
																PERFECT LAP	1:32.635		
1	55	SCOTT	29.158	1	ARCHER	16.981	55	SCOTT	24.292	79	STACEY	22.204	1	55	SCOTT	1:32.860	1:33.063	0.203	
2	1	ARCHER	29.233	79	STACEY	17.036	12	RENDELL	24.430	64	DURHAM	22.241	2	1	ARCHER	1:32.956	1:33.062	0.106	
3	64	DURHAM	29.297	64	DURHAM	17.062	1	ARCHER	24.436	55	SCOTT	22.279	3	64	DURHAM	1:33.133	1:33.235	0.102	
4	12	RENDELL	29.339	55	SCOTT	17.131	64	DURHAM	24.533	14	NIXON	22.295	4	12	RENDELL	1:33.409	1:33.586	0.177	
5	79	STACEY	29.529	14	NIXON	17.133	11	JONES	24.776	1	ARCHER	22.306	5	79	STACEY	1:33.585	1:33.805	0.220	
6	14	NIXON	29.610	11	JONES	17.209	14	NIXON	24.815	12	RENDELL	22.327	6	14	NIXON	1:33.853	1:33.960	0.107	
7	11	JONES	29.613	15	McMANUS	17.221	79	STACEY	24.816	11	JONES	22.409	7	11	JONES	1:34.007	1:34.094	0.087	
8	15	McMANUS	29.698	12	RENDELL	17.313	15	McMANUS	24.940	15	McMANUS	22.624	8	15	McMANUS	1:34.483	1:34.644	0.161	
9	8	LODGE	30.089	8	LODGE	17.335	8	LODGE	25.086	8	LODGE	22.629	9	8	LODGE	1:35.139	1:35.265	0.126	
10	19	OGDEN	30.143	48	PINFOLD	17.475	7	BEST	25.258	7	BEST	22.693	10	7	BEST	1:35.709	1:35.893	0.184	
11	7	BEST	30.250	7	BEST	17.508	19	OGDEN	25.380	39	SELLORS	22.913	11	19	OGDEN	1:36.709	1:36.888	0.179	
12	95	TURNER	30.351	54	BURMAN	17.518	72	HORSMAN	25.420	48	PINFOLD	22.955	12	95	TURNER	1:36.841	1:37.048	0.207	
13	30	COOK	30.356	39	SELLORS	17.785	95	TURNER	25.446	54	BURMAN	22.974	13	39	SELLORS	1:36.845	1:37.082	0.237	
14	39	SELLORS	30.361	18	FIELDHO	17.857	30	COOK	25.484	72	HORSMAN	23.089	14	30	COOK	1:36.911	1:36.926	0.015	
15	25	STRUDWI	30.499	25	STRUDWI	17.866	25	STRUDWI	25.590	95	TURNER	23.091	15	72	HORSMAN	1:37.007	1:37.479	0.472	
16	72	HORSMAN	30.545	30	COOK	17.912	17	BOURNE	25.692	25	STRUDWI	23.124	16	48	PINFOLD	1:37.022	1:37.176	0.154	
17	48	PINFOLD	30.719	21	BROOKS	17.949	50	BEHAL	25.715	30	COOK	23.159	17	25	STRUDWICK	1:37.079	1:37.163	0.084	
18	56	ATKINS	30.745	95	TURNER	17.953	89	MORETON	25.775	19	OGDEN	23.216	18	54	BURMAN	1:37.147	1:37.359	0.212	
19	89	MORETON	30.762	72	HORSMAN	17.953	39	SELLORS	25.786	18	FIELDHO	23.324	19	89	MORETON	1:37.861	1:38.044	0.183	
20	54	BURMAN	30.836	19	OGDEN	17.970	54	BURMAN	25.819	89	MORETON	23.333	20	56	ATKINS	1:38.071	1:38.544	0.473	
21	17	BOURNE	30.900	89	MORETON	17.991	48	PINFOLD	25.873	50	BEHAL	23.344	21	50	BEHAL	1:38.081	1:38.791	0.710	
22	50	BEHAL	30.940	56	ATKINS	18.047	56	ATKINS	25.927	56	ATKINS	23.352	22	18	FIELDHOUSE	1:38.228	1:39.093	0.865	
23	18	FIELDHO	31.072	50	BEHAL	18.082	18	FIELDHO	25.975	21	BROOKS	23.392	23	17	BOURNE	1:38.322	1:38.617	0.295	
24	66	THOMAS	31.074	17	BOURNE	18.140	21	BROOKS	26.027	17	BOURNE	23.590	24	21	BROOKS	1:38.506	1:38.942	0.436	
25	16	CLARIDG	31.076	20	HART	18.154	66	THOMAS	26.329	16	CLARIDG	23.630	25	16	CLARIDGE	1:39.432	1:39.909	0.477	
26	21	BROOKS	31.138	16	CLARIDG	18.169	13	CLARK	26.385	20	HART	23.686	26	66	THOMAS	1:39.534	1:40.065	0.531	
27	22	MAGUIRE	31.195	66	THOMAS	18.325	57	HIATT	26.430	66	THOMAS	23.806	27	20	HART	1:39.598	1:39.853	0.255	
28	20	HART	31.225	57	HIATT	18.358	23	JONES	26.441	57	HIATT	23.840	28	22	MAGUIRE	1:40.138	1:40.270	0.132	
29	23	JONES	31.621	23	JONES	18.409	22	MAGUIRE	26.460	23	JONES	23.883	29	57	HIATT	1:40.315	1:40.563	0.248	
30	13	CLARK	31.672	13	CLARK	18.429	20	HART	26.533	13	CLARK	23.887	30	23	JONES	1:40.354	1:40.740	0.386	
31	57	HIATT	31.687	22	MAGUIRE	18.456	16	CLARIDG	26.557	22	MAGUIRE	24.027	31	13	CLARK	1:40.373	1:40.721	0.348	

Weather / Track : Bright / Dry

Results can be found at www.tsl-timing.com

Brands Hatch GP

Circuit Length = 2.4332 miles

Start: 14:40 Flag 14:56 End: 14:57

Printed - 15:00 Saturday, 13 October 2018

MCRCB BULLETIN TK168**2018 Bennetts British Superbike Championship - Round 12****2018 HEL Performance British Motostar Championship****RACE 2 - BEST SPEEDS**

POS	INTERMEDIATE 1			INTERMEDIATE 2			INTERMEDIATE 3			FINISH LINE		
	NO	NAME	MPH	NO	NAME	MPH	NO	NAME	MPH	NO	NAME	MPH
1	1	ARCHER	105.6	14	NIXON	133.4	55	SCOTT	95.5	14	NIXON	130.8
2	79	STACEY	105.3	15	McMANUS	132.6	12	RENDELL	95.1	1	ARCHER	130.0
3	11	JONES	104.8	79	STACEY	132.3	7	BEST	94.2	79	STACEY	130.0
4	15	McMANUS	104.8	1	ARCHER	131.8	1	ARCHER	93.4	15	McMANUS	129.5
5	64	DURHAM	104.2	11	JONES	130.8	64	DURHAM	93.0	11	JONES	129.0
6	55	SCOTT	103.5	8	LODGE	129.3	19	OGDEN	92.9	54	BURMAN	128.0
7	12	RENDELL	103.5	7	BEST	128.5	79	STACEY	92.8	8	LODGE	127.8
8	14	NIXON	103.4	54	BURMAN	128.5	8	LODGE	92.5	55	SCOTT	127.3
9	8	LODGE	103.2	64	DURHAM	128.0	25	STRUDWICK	92.5	64	DURHAM	127.0
10	54	BURMAN	102.7	39	SELLORS	127.8	11	JONES	92.1	39	SELLORS	126.8
11	7	BEST	101.3	48	PINFOLD	127.8	30	COOK	92.1	12	RENDELL	126.3
12	48	PINFOLD	101.3	55	SCOTT	127.5	21	BROOKS	91.9	48	PINFOLD	126.1
13	39	SELLORS	100.6	12	RENDELL	125.6	15	McMANUS	91.6	7	BEST	125.6
14	95	TURNER	100.3	95	TURNER	125.4	14	NIXON	91.5	95	TURNER	123.5
15	18	FIELDHOUSE	99.5	20	HART	124.2	72	HORSMAN	91.1	18	FIELDHOUSE	123.1
16	19	OGDEN	98.9	72	HORSMAN	123.5	39	SELLORS	91.0	72	HORSMAN	122.2
17	25	STRUDWICK	98.9	18	FIELDHOUSE	123.1	54	BURMAN	90.8	19	OGDEN	122.0
18	72	HORSMAN	98.9	50	BEHAL	122.9	89	MORETON	90.8	21	BROOKS	122.0
19	89	MORETON	98.8	30	COOK	122.6	17	BOURNE	90.0	25	STRUDWICK	121.7
20	30	COOK	98.6	23	JONES	122.6	66	THOMAS	89.7	16	CLARIDGE	121.7
21	21	BROOKS	98.2	57	HIATT	122.6	16	CLARIDGE	89.5	23	JONES	121.5
22	20	HART	98.1	25	STRUDWICK	122.4	57	HIATT	89.1	30	COOK	121.3
23	66	THOMAS	97.9	56	ATKINS	122.4	95	TURNER	88.8	56	ATKINS	121.3
24	57	HIATT	97.8	13	CLARK	121.7	18	FIELDHOUSE	88.0	20	HART	120.9
25	17	BOURNE	97.6	19	OGDEN	121.5	56	ATKINS	87.8	13	CLARK	120.6
26	50	BEHAL	97.6	22	MAGUIRE	121.3	50	BEHAL	87.6	50	BEHAL	120.6
27	56	ATKINS	97.3	21	BROOKS	121.3	48	PINFOLD	87.4	89	MORETON	120.4
28	16	CLARIDGE	97.3	16	CLARIDGE	121.1	13	CLARK	85.3	17	BOURNE	120.4
29	23	JONES	97.2	89	MORETON	120.9	20	HART	84.8	22	MAGUIRE	120.4
30	13	CLARK	96.0	17	BOURNE	118.3	23	JONES	84.7	57	HIATT	120.4
31	22	MAGUIRE	95.8	66	THOMAS	116.9	22	MAGUIRE	84.4	66	THOMAS	118.7

Weather / Track : Bright / Dry

Results can be found at www.tsl-timing.com

Brands Hatch GP

Circuit Length = 2.4332 miles

Start: 14:40 Flag 14:56 End: 14:57

Printed - 15:01 Saturday, 13 October 2018

MCRCB BULLETIN TK169

2018 Bennetts British Superbike Championship - Round 12

2018 HEL Performance British Motostar Championship

RACE 2 - FASTEST LAP SEQUENCE

SESS. TIME	NO	CL	NAME	ENTRY	TIME	MPH	LAP
3:14.446	55		Jack SCOTT	KTM - City Lifting / RS Racing	1:34.328	92.86	2
3:15.167	14		Jack NIXON	KTM - Santander Salt	1:34.293	92.90	2
3:15.776	11		Dan JONES	KTM - SymCirrus Motorsport	1:34.272	92.92	2
4:47.706	55		Jack SCOTT	KTM - City Lifting / RS Racing	1:33.279	93.91	3
7:54.344	55		Jack SCOTT	KTM - City Lifting / RS Racing	1:33.256	93.93	5
9:27.560	55		Jack SCOTT	KTM - City Lifting / RS Racing	1:33.220	93.96	6
9:31.210	1		Jake ARCHER	KTM - City Lifting / RS Racing	1:33.062	94.12	6

Weather / Track : Bright / Dry

Results can be found at www.tsl-timing.com

Brands Hatch GP
Circuit Length = 2.4332 miles
Start: 14:40 Flag 14:56 End: 14:57

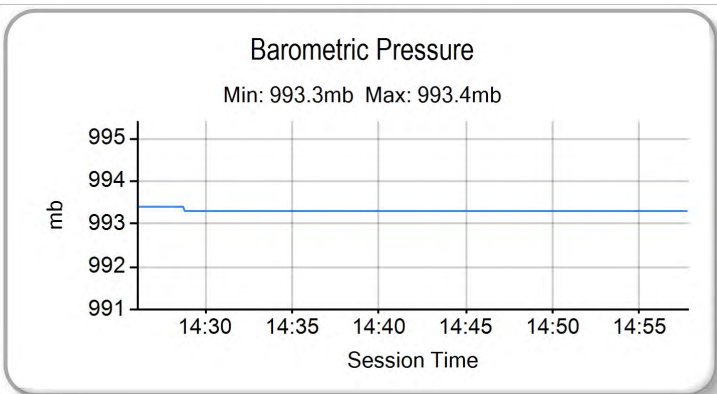
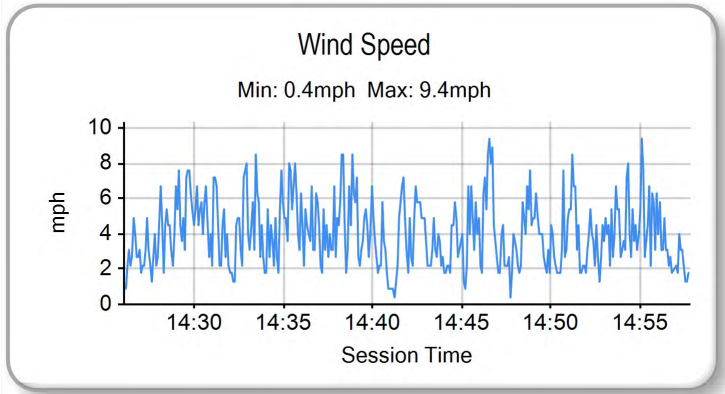
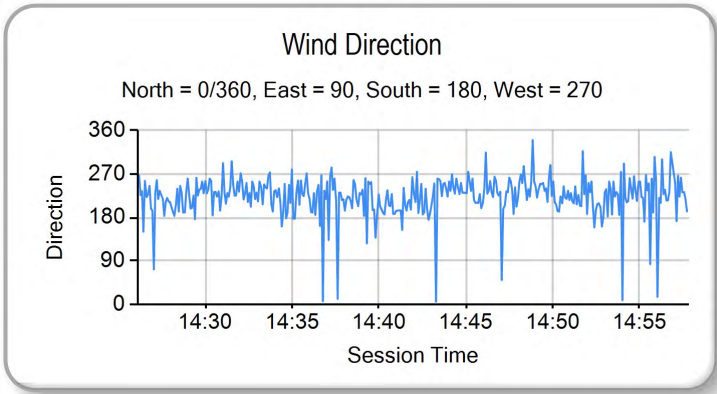
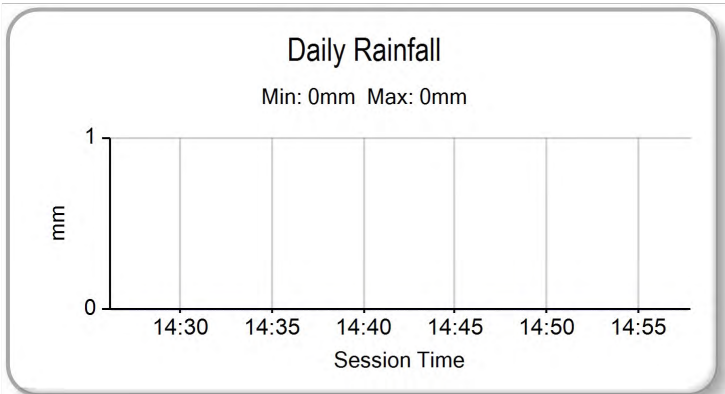
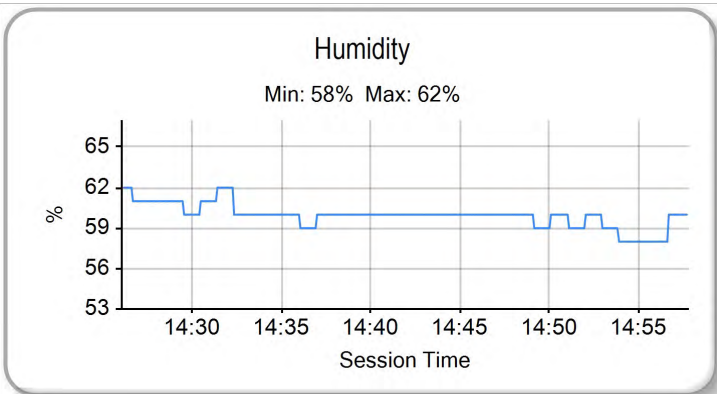
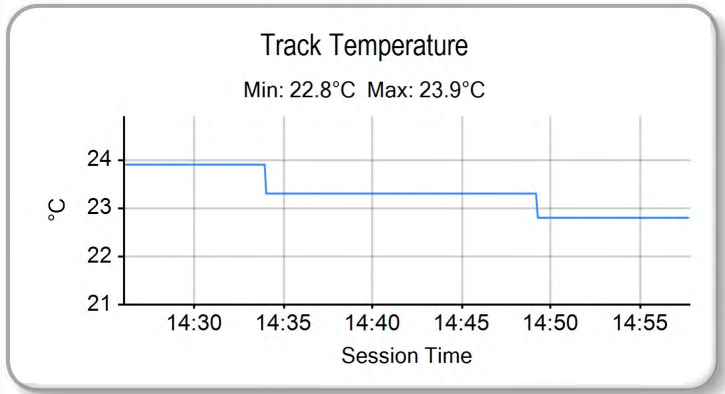
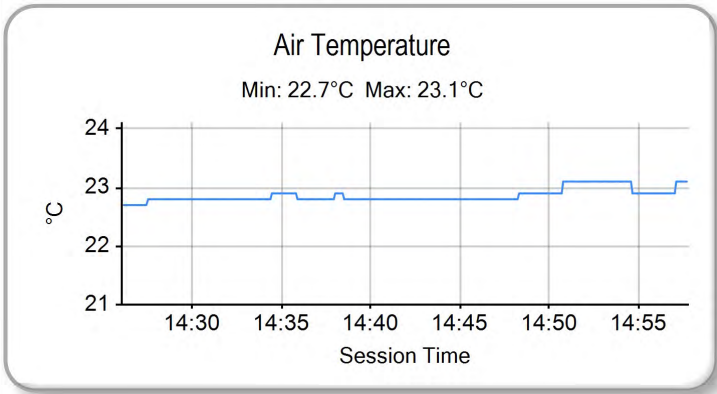
Printed - 15:01 Saturday, 13 October 2018

MCRCB BULLETIN TK170

2018 Bennetts British Superbike Championship - Round 12

2018 HEL Performance British Motostar Championship

RACE 2 - WEATHER CONDITIONS



Weather / Track : Bright / Dry

Results can be found at www.tsl-timing.com

Brands Hatch GP
Circuit Length = 2.4332 miles
Start: 14:40 Flag 14:56 End: 14:57

Printed - 15:01 Saturday, 13 October 2018

MCRCB BULLETIN TK171

2018 HEL Performance British Motostar Championship

MOTO 3 GP POINTS AFTER ROUND 17

	TOTAL	GAP	DIFF	13th-15th April Brands Hatch Indy	5th-7th May Oulton Park	6th-8th July Knockhill	20th-22nd July Brands Hatch GP	3rd-5th August Thruxton	17th-19th August Cadwell Park	7th-9th September Silverstone	14th-16th September Oulton Park	12th-14th October Brands Hatch - GP
Jake ARCHER	350			25 20	25 25	25 25	25 25	16	20 25	25 25	11 13	20
Jack SCOTT	292	58		11 25	10 16	20	13	20 25	25 20	16 16	25 25	25
Storm STACEY	291	59	1	16 8	20 20	16 20	20 16	25 13	16 16	20 20	16 16	13
Asher DURHAM	214	136	77	20 13	16 11	11 16	16 20	13 20	13 13	13 11	8	
Brandon PAASCH	151	199	63	9 16	10	9 7	11 13	9 8	11 11	11 13	13	
Edward RENDELL	143	207	8	13 11	13 13	8	9 11	11 11		8 10	9	16
Jack NIXON	122	228	21	6 9	5	13	7 7	8 9	8 9		10 20	11
Eugene McMANUS	121	229	1	10	9 9	13	9	7 6	10 10	10 9	10	9
Elliot LODGE	101	249	20	10	11 7	6 6	10		7 8	6 8	6 8	8
Edmund BEST	88	262	13	8	6 5	8 10	8 10	16 10				7
Chris TAYLOR	85	265	3	5	4	10 11		10 7	9	9	9 11	
Sam BURMAN	70	280	15	1 3	3	4 3	6 3	4 4	6 7	5 6	4 7	4
Sharni PINFOLD	69	281	1	2	1	5 4	5 4	6	5 6	7 7	7 5	5
Liam DELVES	49	301	20	7 5	7 6	7 9	8					
Dan JONES	30	320	19								20	10
Taz TAYLOR	25	325	5	2 7	8 8							
Connor SELLORS	23	327	2				4 2				5 6	6
Lee HINDLE	22	328	1	4 6	4 3	5						
Shane FABER	10	340	12					5 5				
Ant HODSON	7	343	3	3 4								
Elliot PINSON	6	344	1				6					
Jerry van de BUNT	5	345	1				5					
Ian LOUGHER	4	346	1		2 2							

MCRCB BULLETIN TK172

2018 HEL Performance British Motostar Championship

MOTO 3 STANDARD POINTS AFTER ROUND 17

	TOTAL	GAP	DIFF	13th-15th April Brands Hatch Indy	5th-7th May Oulton Park	6th-8th July Knockhill	20th-22nd July Brands Hatch GP	3rd-5th August Thruxton	17th-19th August Cadwell Park	7th-9th September Silverstone	14th-16th September Oulton Park	12th-14th October Brands Hatch - GP
Victor RODRIGUEZ	317			25 25	25	25 20	16 25	20 20	25 25	20 20	13 13	
Thomas STRUDWICK	246	71		13 11	10 16	20 25	20 20	16	20 16	16 11	16	16
Scott OGDEN	212	105	34	9 10	13 20	7 13	25 13	13	13	16	20 20	20
Scott SWANN	203	114	9	5 9	8 11	10 10	9 5	9 8	16 20	8 25	25 25	
Taylor MORETON	195	122	8	10 7	11 10	16 16	13 11	25 25		9 7	16 9	10
Cameron HORSMAN	183	134	12	16 13	16	8 9	11 10	13 9	13 11	13 9	10 11	11
Ross TURNER	127	190	56	6	4 8	9 11	6 6	10 6	9 8	10 10	6 5	13
Charlie ATKINS	124	193	3	7 4	9 13	11 8	10 9	11 10		6	7 10	9
Rhys IRWIN	123	194	1	8 8	5	13	7 8	8 7	11 10	11 8	11 8	
Fenton SEABRIGHT	114	203	9	11 16	20 25		8 7	16 11				
Max COOK	81	236	33	20 20			16					25
Jack HART	73	244	8	1 2	9	6 7	5 4	7	7 9	5 3	2	6
Franco BOURNE	55	262	18		2 5	5	3 1		8 7	7 5	4	8
Josh WHATLEY	53	264	2							25 13	9 6	
Daniel BROOKS	44	273	9	3	1 4	2		3	10	6	8 7	
Aditya BEHAL	41	276	3	4 5	6	5	2 2	2 5		4 2	4	
Jodie FIELDHOUSE	36	281	5		1	1		6 2	6 4	3 4	2	7
Jacob CLARK	32	285	4	2	7 7	2	4	4 4		1	1	
Sam LAFFINS	31	286	1	3	3 6	3 6	1 3		6			
Harvey CLARIDGE	25	292	6			1 3		5 3		2	3 3	5
Josh HIATT	20	297	5	1	3	4 4			3 3		1	1
Annabel THOMAS	17	300	3	6	2					1	5	3
Jeremy KNIGHT	11	306	6					1	5 5			
Osian JONES	9	308						1	4 2			2
Ross MAGUIRE	4	313										4



ROW 11		32	69	Rhys IRWIN	31	23	Osian JONES	1:40.740					
ROW 10	30	13	Jacob CLARK	1:40.721	29	57	Josh HIATT	1:40.563	28	22	Ross MAGUIRE	1:40.270	
ROW 9		27	66	Annabel THOMAS	1:40.065	26	16	Harvey CLARIDGE	1:39.909	25	20	Jack HART	1:39.853
ROW 8	24	18	Jodie FIELDHOUSE	1:39.093	23	21	Daniel BROOKS	1:38.942	22	50	Aditya BEHAL	1:38.791	
ROW 7		21	17	Franco BOURNE	1:38.617	20	56	Charlie ATKINS	1:38.544	19	89	Taylor MORETON	1:38.044
ROW 6	18	72	Cameron HORSMAN	1:37.479	17	54	Sam BURMAN	1:37.359	16	48	Sharni PINFOLD	1:37.176	
ROW 5		15	25	Thomas STRUDWICK	1:37.163	14	39	Connor SELLORS	1:37.082	13	95	Ross TURNER	1:37.048
ROW 4	12	30	Max COOK	1:36.926	11	19	Scott OGDEN	1:36.888	10	7	Edmund BEST	1:35.893	
ROW 3		9	8	Elliot LODGE	1:35.265	8	15	Eugene McMANUS	1:34.644	7	11	Dan JONES	1:34.094
ROW 2	6	14	Jack NIXON	1:33.960	5	79	Storm STACEY	1:33.805	4	12	Edward RENDELL	1:33.586	
ROW 1		3	64	Asher DURHAM	1:33.235	2	55	Jack SCOTT	1:33.063	1	1	Jake ARCHER	1:33.062

Pole

Brands Hatch GP
Circuit Length = 2.4332 miles

These results are provisional until the conclusion of any judicial and technical matters.

Race Director :	Stewards :	Timekeeper :
-----------------	------------	--------------

Results can be found at www.britishsuperbike.com

Printed - 15:09 Saturday, 13 October 2018



MCRCB BULLETIN TK230

2018 Bennetts British Superbike Championship - Round 12

2018 HEL Performance British Motostar Championship

WARM UP - CLASSIFICATION



POS	NO	CL	PIC NAME	ENTRY	TIME	ON	LAPS	GAP	DIFF	MPH
1	1		1 Jake ARCHER	KTM - City Lifting / RS Racing	1:44.606	5	5			83.74
2	12		2 Edward RENDELL	KTM FTR - Banks Racing	1:44.958	5	5	0.352	0.352	83.46
3	55		3 Jack SCOTT	KTM - City Lifting / RS Racing	1:45.693	5	5	1.087	0.735	82.88
4	11		4 Dan JONES	KTM - SymCirrus Motorsport	1:46.182	5	5	1.576	0.489	82.49
5	15		5 Eugene McMANUS	KTM - RS Racing	1:46.493	4	4	1.887	0.311	82.25
6	7		6 Edmund BEST	KTM - SymCirrus Motorsport	1:46.606	5	5	2.000	0.113	82.17
7	64		7 Asher DURHAM	Mahindra - Microlise Cresswell Racing	1:47.305	5	5	2.699	0.699	81.63
8	39		8 Connor SELLORS	Mahindra - Microlise Cresswell Racing	1:47.761	5	5	3.155	0.456	81.28
9	14		9 Jack NIXON	KTM - Santander Salt	1:47.909	5	5	3.303	0.148	81.17
10	8		10 Elliot LODGE	FTR - Spike Racing / SP125	1:48.548	5	5	3.942	0.639	80.70
11	30	S	1 Max COOK	Honda NSF - Wilson Racing	1:48.603	5	5	3.997	0.055	80.65
12	19	S	2 Scott OGDEN	Honda NSF - Wilson Racing	1:49.310	5	5	4.704	0.707	80.13
13	79		11 Storm STACEY	KTM - FPW Racing	1:49.532	5	5	4.926	0.222	79.97
14	72	S	3 Cameron HORSMAN	Honda NSF - Nova / FAB Racing	1:49.710	5	5	5.104	0.178	79.84
15	48		12 Sharni PINFOLD	KTM - RS Racing	1:49.904	4	4	5.298	0.194	79.70
16	69	S	4 Rhys IRWIN	Honda NSF - Motorcycling Ireland by Irwin Racing	1:50.644	4	4	6.038	0.740	79.17
17	21	S	5 Daniel BROOKS	Honda NSF - Daniel Brooks Racing	1:50.804	5	5	6.198	0.160	79.05
18	89	S	6 Taylor MORETON	Honda NSF - Lloyd & Jones Bowker Motorrad	1:50.909	5	5	6.303	0.105	78.98
19	54		13 Sam BURMAN	KTM - TeamWNT / Burman Racing	1:51.210	3	4	6.604	0.301	78.76
20	13	S	7 Jacob CLARK	Honda NSF - Wilson Racing	1:51.408	4	4	6.802	0.198	78.62
21	50	S	8 Aditya BEHAL	Honda NSF - Microlise Cresswell Racing	1:52.444	3	4	7.838	1.036	77.90
22	22	S	9 Ross MAGUIRE	Honda NSF - Banks Racing / MotoEngineering	1:52.694	4	5	8.088	0.250	77.73
23	16	S	10 Harvey CLARIDGE	Honda NSF - Nova Racing / SP125	1:53.040	3	5	8.434	0.346	77.49
24	57	S	11 Josh HIATT	Honda NSF - SorryMate.com	1:53.076	4	4	8.470	0.036	77.46
25	18	S	12 Jodie FIELDHOUSE	Honda NSF - Go PINK Racing	1:53.213	4	4	8.607	0.137	77.37
26	95	S	13 Ross TURNER	Honda NSF - RedRat Racing	1:54.175	4	4	9.569	0.962	76.72
27	17	S	14 Franco BOURNE	Honda NSF - Franco Bourne Racing	1:54.378	4	4	9.772	0.203	76.58
28	20	S	15 Jack HART	Honda NSF - Wilson Racing	1:54.436	4	4	9.830	0.058	76.54
29	25	S	16 Thomas STRUDWICK	Honda NSF - Case Moto Rapido Moto3	1:54.915	1	1	10.309	0.479	76.22
30	56	S	17 Charlie ATKINS	Honda NSF - Wilson Racing	1:56.112	4	4	11.506	1.197	75.44
31	23	S	18 Osian JONES	Honda NSF - Wilson Racing	1:57.052	4	4	12.446	0.940	74.83
32	66	S	19 Annabel THOMAS	Honda NSF - Four Anjels Racing			0			

Brands Hatch GP
 Circuit Length = 2.4332 miles
 Start: 10:28 Flag 10:35 End: 10:38

Weather / Track : Cloudy / Damp
 These results are provisional until the conclusion of any judicial and technical matters.

Race Director :	Stewards :	Timekeeper :
-----------------	------------	--------------

Results can be found at www.britishsuperbike.com

Printed - 10:39 Sunday, 14 October 2018

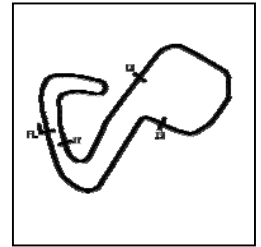


MCRCB BULLETIN TK231

2018 Bennetts British Superbike Championship - Round 12

2018 HEL Performance British Motostar Championship

WARM UP - SECTOR ANALYSIS



SECTOR 1 = FL to I1, SECTOR 2 = I1 to I2 SECTOR 3 = I2 to I3, SECTOR 4 = I3 to FL, DIFF = Difference To Personal Best Lap, P = Crossed Finish Line in Pit Lane, D = Time Disallowed

P1	1	Jake ARCHER				KTM - City Lifting / RS Racing						
IDEAL LAP TIME : 1:44.606		BEST LAP TIME : 1:44.606		DIFFERENCE : 0.000								
LAP	SECTOR 1	SECTOR 2		SECTOR 3		SECTOR 4		LAP TIME	MPH	DIFF	TIME OF DAY	
1 -	OUTLAP	82.6	20.152	123.8	30.176	65.6	26.342	122.2	1:57.231	74.72	12.625	10:30:10.811
2 -	35.332	93.3	19.205	129.3	28.703	71.0	25.822	123.5	1:49.062	80.31	4.456	10:31:59.873
3 -	34.774	91.1	19.151	128.0	28.042	77.4	25.149	124.7	1:47.116 (3)	81.77	2.510	10:33:46.989
4 -	34.609	87.4	19.165	128.5	27.535	79.3	24.768	123.3	1:46.077 (2)	82.58	1.471	10:35:33.066
5 -	33.696	97.2	18.712	128.3	27.515	77.9	24.683	123.8	1:44.606 (1)	83.74		10:37:17.672

P2	12	Edward RENDELL				KTM FTR - Banks Racing						
IDEAL LAP TIME : 1:44.298		BEST LAP TIME : 1:44.958		DIFFERENCE : 0.660								
LAP	SECTOR 1	SECTOR 2		SECTOR 3		SECTOR 4		LAP TIME	MPH	DIFF	TIME OF DAY	
1 -	OUTLAP	86.9	20.068	122.2	29.070	71.6	25.978	117.7	1:54.885	76.24	9.927	10:30:06.828
2 -	34.516	93.7	19.222	122.2	27.973	78.0	25.464	116.7	1:47.175	81.73	2.217	10:31:54.003
3 -	33.673	93.9	19.137	121.3	27.742	79.9	25.197	115.7	1:45.749 (3)	82.83	0.791	10:33:39.752
4 -	33.545	96.5	18.955	121.7	27.461	78.4	25.292	116.3	1:45.253 (2)	83.22	0.295	10:35:25.005
5 -	33.071	97.6	19.615	121.3	27.290	79.7	24.982	116.1	1:44.958 (1)	83.46		10:37:09.963

P3	55	Jack SCOTT				KTM - City Lifting / RS Racing						
IDEAL LAP TIME : 1:45.106		BEST LAP TIME : 1:45.693		DIFFERENCE : 0.587								
LAP	SECTOR 1	SECTOR 2		SECTOR 3		SECTOR 4		LAP TIME	MPH	DIFF	TIME OF DAY	
1 -	OUTLAP	79.2	21.200	114.5	31.475	64.1	26.474	122.2	1:59.400	73.36	13.707	10:30:17.510
2 -	35.662	89.9	19.989	122.6	28.730	71.9	25.134	123.8	1:49.515 (3)	79.98	3.822	10:32:07.025
3 -	34.812	88.0	19.069	117.1	28.766	73.8	25.071	123.5	1:47.718 (2)	81.32	2.025	10:33:54.743
4 -	33.806	83.6	20.611	119.4	35.055	40.9	28.017	123.3	1:57.489	74.55	11.796	10:35:52.232
5 -	34.246	98.6	19.216	124.9	27.610	75.9	24.621	122.4	1:45.693 (1)	82.88		10:37:37.925

P4	11	Dan JONES				KTM - SymCirrus Motorsport						
IDEAL LAP TIME : 1:45.973		BEST LAP TIME : 1:46.182		DIFFERENCE : 0.209								
LAP	SECTOR 1	SECTOR 2		SECTOR 3		SECTOR 4		LAP TIME	MPH	DIFF	TIME OF DAY	
1 -	OUTLAP	91.0	19.705	122.4	29.204	72.7	26.368	119.6	1:58.711	73.79	12.529	10:30:23.652
2 -	35.365	92.1	19.403	126.3	29.122	75.9	25.457	122.0	1:49.347	80.11	3.165	10:32:12.999
3 -	34.931	93.8	19.416	125.4	28.526	75.5	25.130	121.1	1:48.003 (3)	81.10	1.821	10:34:01.002
4 -	34.171	97.8	19.186	125.9	28.056	78.3	24.949	121.7	1:46.362 (2)	82.35	0.180	10:35:47.364
5 -	34.334	98.2	18.829	129.3	28.102	78.6	24.917	120.6	1:46.182 (1)	82.49		10:37:33.546

P5	15	Eugene McMANUS				KTM - RS Racing						
IDEAL LAP TIME : 1:46.285		BEST LAP TIME : 1:46.493		DIFFERENCE : 0.208								
LAP	SECTOR 1	SECTOR 2		SECTOR 3		SECTOR 4		LAP TIME	MPH	DIFF	TIME OF DAY	
1 -	34.771	92.3	19.194	129.5	29.100	74.4	25.666	122.9	1:48.731 (3)	80.56	2.238	10:31:52.039
2 -	34.741	88.1	20.127	120.9	28.281	74.8	24.990	123.1	1:48.139 (2)	81.00	1.646	10:33:40.178
3 -	34.229	97.2	21.765	127.3	28.929	75.9	25.526	122.9	1:50.449	79.31	3.956	10:35:30.627
4 -	34.109	94.2	19.060	130.3	28.126	80.9	25.198	123.1	1:46.493 (1)	82.25		10:37:17.120

P6	7	Edmund BEST				KTM - SymCirrus Motorsport						
IDEAL LAP TIME : 1:46.574		BEST LAP TIME : 1:46.606		DIFFERENCE : 0.032								
LAP	SECTOR 1	SECTOR 2		SECTOR 3		SECTOR 4		LAP TIME	MPH	DIFF	TIME OF DAY	
1 -	OUTLAP	79.3	20.729	114.7	30.513	68.9	26.322	119.4	1:59.184	73.49	12.578	10:30:08.844
2 -	35.382	94.5	19.644	124.7	29.080	72.2	25.803	118.7	1:49.909	79.70	3.303	10:31:58.753
3 -	34.478	95.1	19.362	124.7	28.603	73.1	25.674	118.7	1:48.117 (3)	81.02	1.511	10:33:46.870
4 -	34.536	95.4	19.432	123.3	28.211	76.4	25.346	119.6	1:47.525 (2)	81.46	0.919	10:35:34.395
5 -	33.860	94.7	19.394	124.5	28.181	80.1	25.171	119.4	1:46.606 (1)	82.17		10:37:21.001

P7	64	Asher DURHAM				Mahindra - Microlise Cresswell Racing						
IDEAL LAP TIME : 1:46.487		BEST LAP TIME : 1:47.305		DIFFERENCE : 0.818								
LAP	SECTOR 1	SECTOR 2		SECTOR 3		SECTOR 4		LAP TIME	MPH	DIFF	TIME OF DAY	
1 -	OUTLAP	78.7	21.387	111.8	31.528	64.1	27.205	117.9	2:08.768	68.02	21.463	10:30:16.061

Weather / Track : Cloudy / Damp

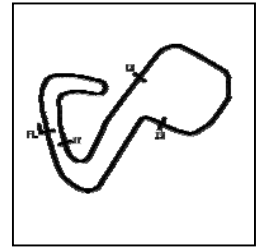
Brands Hatch GP
 Circuit Length = 2.4332 miles
 Start: 10:28 Flag 10:35 End: 10:38

MCRCB BULLETIN TK231

2018 Bennetts British Superbike Championship - Round 12

2018 HEL Performance British Motostar Championship

WARM UP - SECTOR ANALYSIS



SECTOR 1 = FL to I1, SECTOR 2 = I1 to I2 SECTOR 3 = I2 to I3, SECTOR 4 = I3 to FL, DIFF = Difference To Personal Best Lap, P = Crossed Finish Line in Pit Lane, D = Time Disallowed

2 -	36.523	90.6	19.194	120.9	29.162	70.7	25.702	122.0	1:50.581	79.21	3.276	10:32:06.642
3 -	35.068	90.6	18.947	126.1	28.295	71.0	25.375	121.5	1:47.685 (2)	81.34	0.380	10:33:54.327
4 -	34.912	90.4	19.261	125.4	28.639	67.7	25.587	122.2	1:48.399 (3)	80.81	1.094	10:35:42.726
5 -	34.287	90.1	19.277	124.7	28.783	76.1	24.958	121.1	1:47.305 (1)	81.63		10:37:30.031

P8	39	Connor SELLORS					Mahindra - Microlise Cresswell Racing					
IDEAL LAP TIME : 1:47.761		BEST LAP TIME : 1:47.761				DIFFERENCE : 0.000						
LAP	SECTOR 1	SECTOR 2		SECTOR 3		SECTOR 4		LAP TIME	MPH	DIFF	TIME OF DAY	
1 -	OUTLAP	76.0	21.121	113.7	31.251	65.9	27.256	118.5	2:02.958	71.24	15.197	10:30:11.215
2 -	36.706	83.0	20.763	116.5	30.248	67.9	26.077	118.5	1:53.794	76.97	6.033	10:32:05.009
3 -	35.802	84.7	19.934	120.4	28.977	70.4	25.707	121.1	1:50.420 (3)	79.33	2.659	10:33:55.429
4 -	34.978	82.2	19.550	124.9	28.604	74.7	25.142	121.5	1:48.274 (2)	80.90	0.513	10:35:43.703
5 -	34.785	87.6	19.290	123.5	28.555	72.7	25.131	122.4	1:47.761 (1)	81.28		10:37:31.464

P9	14	Jack NIXON					KTM - Santander Salt					
IDEAL LAP TIME : 1:47.110		BEST LAP TIME : 1:47.909				DIFFERENCE : 0.799						
LAP	SECTOR 1	SECTOR 2		SECTOR 3		SECTOR 4		LAP TIME	MPH	DIFF	TIME OF DAY	
1 -	OUTLAP	78.3	20.506	118.1	31.061	68.7	26.113	123.3	2:01.063	72.35	13.154	10:30:08.056
2 -	36.162	94.5	23.904	120.6	30.233	69.3	25.914	121.7	1:56.213	75.37	8.304	10:32:04.269
3 -	35.916	86.8	19.049	130.5	29.185	68.4	25.575	122.9	1:49.725 (3)	79.83	1.816	10:33:53.994
4 -	35.020	82.1	19.255	127.5	28.732	69.5	25.455	124.0	1:48.462 (2)	80.76	0.553	10:35:42.456
5 -	34.463	86.9	19.278	128.0	29.302	72.9	24.866	125.6	1:47.909 (1)	81.17		10:37:30.365

P10	8	Elliot LODGE					FTR - Spike Racing / SP125					
IDEAL LAP TIME : 1:48.458		BEST LAP TIME : 1:48.548				DIFFERENCE : 0.090						
LAP	SECTOR 1	SECTOR 2		SECTOR 3		SECTOR 4		LAP TIME	MPH	DIFF	TIME OF DAY	
1 -	OUTLAP	73.4	21.262	108.4	31.978	63.5	27.905	118.9	2:05.672	69.70	17.124	10:30:16.277
2 -	37.836	86.0	19.992	118.7	30.085	68.3	26.591	119.4	1:54.504	76.50	5.956	10:32:10.781
3 -	35.471	90.0	19.693	125.2	29.582	72.0	26.205	119.6	1:50.951 (3)	78.95	2.403	10:34:01.732
4 -	35.018	92.8	19.200	120.2	29.277	65.8	26.398	118.1	1:49.893 (2)	79.71	1.345	10:35:51.625
5 -	35.027	88.0	19.281	125.2	28.557	75.6	25.683	120.0	1:48.548 (1)	80.70		10:37:40.173

P11	30 S	Max COOK					Honda NSF - Wilson Racing					
IDEAL LAP TIME : 1:48.003		BEST LAP TIME : 1:48.603				DIFFERENCE : 0.600						
LAP	SECTOR 1	SECTOR 2		SECTOR 3		SECTOR 4		LAP TIME	MPH	DIFF	TIME OF DAY	
1 -	OUTLAP	75.3	21.634	104.8	31.846	67.0	27.838	113.1	2:04.116	70.57	15.513	10:30:15.875
2 -	37.221	87.0	20.674	117.7	30.170	67.6	27.458	113.3	1:55.523	75.82	6.920	10:32:11.398
3 -	35.623	89.8	20.086	117.5	29.346	74.6	26.160	113.9	1:51.215 (3)	78.76	2.612	10:34:02.613
4 -	34.476	89.3	19.647	119.4	29.041	71.6	26.206	114.7	1:49.370 (2)	80.09	0.767	10:35:51.983
5 -	34.937	91.3	19.786	119.6	28.227	76.6	25.653	115.7	1:48.603 (1)	80.65		10:37:40.586

P12	19 S	Scott OGDEN					Honda NSF - Wilson Racing					
IDEAL LAP TIME : 1:48.920		BEST LAP TIME : 1:49.310				DIFFERENCE : 0.390						
LAP	SECTOR 1	SECTOR 2		SECTOR 3		SECTOR 4		LAP TIME	MPH	DIFF	TIME OF DAY	
1 -	OUTLAP	75.5	21.700	108.7	32.846	63.6	28.472	108.9	2:04.793	70.19	15.483	10:30:14.074
2 -	36.475	84.2	20.928	114.1	30.121	69.9	26.908	111.2	1:54.432	76.55	5.122	10:32:08.506
3 -	35.239	88.5	20.512	116.3	29.129	73.4	26.424	111.6	1:51.304 (3)	78.70	1.994	10:33:59.810
4 -	35.055	91.0	20.083	116.7	28.447	77.5	25.786	112.2	1:49.371 (2)	80.09	0.061	10:35:49.181
5 -	34.604	91.6	20.269	114.7	28.507	76.3	25.930	112.0	1:49.310 (1)	80.13		10:37:38.491

P13	79	Storm STACEY					KTM - FPW Racing					
IDEAL LAP TIME : 1:49.220		BEST LAP TIME : 1:49.532				DIFFERENCE : 0.312						
LAP	SECTOR 1	SECTOR 2		SECTOR 3		SECTOR 4		LAP TIME	MPH	DIFF	TIME OF DAY	
1 -	OUTLAP	83.2	20.463	126.3	30.576	68.8	26.768	121.3	2:00.318	72.80	10.786	10:30:07.746
2 -	36.050	90.3	20.251	124.9	29.541	67.2	26.734	122.9	1:52.576	77.81	3.044	10:32:00.322
3 -	35.394	90.6	19.638	127.5	29.667	71.3	26.463	120.4	1:51.162 (3)	78.80	1.630	10:33:51.484
4 -	35.125	92.0	19.587	126.8	29.316	71.5	26.254	120.9	1:50.282 (2)	79.43	0.750	10:35:41.766
5 -	34.919	95.8	19.446	127.3	29.628	73.3	25.539	122.4	1:49.532 (1)	79.97		10:37:31.298

Weather / Track : Cloudy / Damp

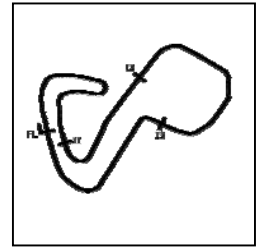
Brands Hatch GP
Circuit Length = 2.4332 miles
Start: 10:28 Flag 10:35 End: 10:38

MCRCB BULLETIN TK231

2018 Bennetts British Superbike Championship - Round 12

2018 HEL Performance British Motostar Championship

WARM UP - SECTOR ANALYSIS



SECTOR 1 = FL to I1, SECTOR 2 = I1 to I2 SECTOR 3 = I2 to I3, SECTOR 4 = I3 to FL, DIFF = Difference To Personal Best Lap, P = Crossed Finish Line in Pit Lane, D = Time Disallowed

P14 72 S		Cameron HORSMAN				Honda NSF - Nova / FAB Racing						
IDEAL LAP TIME : 1:49.365		BEST LAP TIME : 1:49.710				DIFFERENCE : 0.345						
LAP	SECTOR 1	SECTOR 2		SECTOR 3		SECTOR 4		LAP TIME	MPH	DIFF	TIME OF DAY	
1 -	OUTLAP	79.1	21.314	116.9	30.561	65.6	27.098	113.1	2:02.917	71.26	13.207	10:30:11.989
2 -	35.799	87.8	20.136	118.3	30.568	67.0	26.479	114.5	1:52.982	77.53	3.272	10:32:04.971
3 -	34.933	92.1	19.763	118.7	29.172	71.1	26.141	115.9	1:50.009 (2)	79.62	0.299	10:33:54.980
4 -	35.125	90.5	19.910	117.1	29.352	71.9	26.203	114.3	1:50.590 (3)	79.21	0.880	10:35:45.570
5 -	34.888	90.1	20.108	119.4	28.841	74.6	25.873	114.7	1:49.710 (1)	79.84		10:37:35.280

P15 48		Sharni PINFOLD				KTM - RS Racing						
IDEAL LAP TIME : 1:49.665		BEST LAP TIME : 1:49.904				DIFFERENCE : 0.239						
LAP	SECTOR 1	SECTOR 2		SECTOR 3		SECTOR 4		LAP TIME	MPH	DIFF	TIME OF DAY	
1 -	36.545	89.7	19.707	118.9	29.312	69.7	26.011	120.0	1:51.575	78.51	1.671	10:31:56.303
2 -	35.388	89.8	19.489	116.1	29.734	72.1	26.062	118.5	1:50.673 (3)	79.15	0.769	10:33:46.976
3 -	35.699	92.1	19.362	120.2	29.555	70.1	25.806	120.6	1:50.422 (2)	79.33	0.518	10:35:37.398
4 -	35.264	91.8	19.539	118.7	29.374	68.8	25.727	119.1	1:49.904 (1)	79.70		10:37:27.302

P16 69 S		Rhys IRWIN				Honda NSF - Motorcycling Ireland by Irwin Racing						
IDEAL LAP TIME : 1:50.356		BEST LAP TIME : 1:50.644				DIFFERENCE : 0.288						
LAP	SECTOR 1	SECTOR 2		SECTOR 3		SECTOR 4		LAP TIME	MPH	DIFF	TIME OF DAY	
1 -	OUTLAP	82.2	20.932	117.1	30.475	61.2	27.146	112.7	1:56.910	74.92	6.266	10:31:50.229
2 -	38.031	79.4	20.292	119.6	29.819	67.8	27.094	114.3	1:55.236 (3)	76.01	4.592	10:33:45.465
3 -	35.925	90.0	19.920	120.9	29.088	70.4	26.365	114.9	1:51.298 (2)	78.70	0.654	10:35:36.763
4 -	35.305	90.6	19.743	119.8	29.376	70.0	26.220	114.5	1:50.644 (1)	79.17		10:37:27.407

P17 21 S		Daniel BROOKS				Honda NSF - Daniel Brooks Racing						
IDEAL LAP TIME : 1:50.804		BEST LAP TIME : 1:50.804				DIFFERENCE : 0.000						
LAP	SECTOR 1	SECTOR 2		SECTOR 3		SECTOR 4		LAP TIME	MPH	DIFF	TIME OF DAY	
1 -	OUTLAP	78.9	21.879	109.4	31.810	63.9	27.771	113.1	2:04.083	70.59	13.279	10:30:11.994
2 -	36.270	86.4	20.605	118.5	30.477	68.4	26.842	113.5	1:54.194	76.71	3.390	10:32:06.188
3 -	36.003	83.8	20.602	117.7	30.037	65.9	26.933	114.3	1:53.575 (3)	77.12	2.771	10:33:59.763
4 -	35.793	89.8	19.999	117.9	29.471	66.7	26.977	114.3	1:52.240 (2)	78.04	1.436	10:35:52.003
5 -	35.359	90.3	19.902	118.7	29.044	71.8	26.499	112.5	1:50.804 (1)	79.05		10:37:42.807

P18 89 S		Taylor MORETON				Honda NSF - Lloyd & Jones Bowker Motorrad						
IDEAL LAP TIME : 1:50.152		BEST LAP TIME : 1:50.909				DIFFERENCE : 0.757						
LAP	SECTOR 1	SECTOR 2		SECTOR 3		SECTOR 4		LAP TIME	MPH	DIFF	TIME OF DAY	
1 -	OUTLAP	81.0	21.323	113.5	30.734	71.2	26.875	112.2	2:00.897	72.45	9.988	10:30:07.568
2 -	36.687	86.4	20.370	119.1	29.208	70.0	26.820	114.9	1:53.085	77.46	2.176	10:32:00.653
3 -	35.363	89.1	20.106	118.9	29.313	67.7	26.484	114.3	1:51.266 (3)	78.72	0.357	10:33:51.919
4 -	35.596	87.4	20.132	117.9	29.175	70.1	26.259	116.3	1:51.162 (2)	78.80	0.253	10:35:43.081
5 -	36.120	89.2	20.030	118.1	28.826	72.9	25.933	115.1	1:50.909 (1)	78.98		10:37:33.990

P19 54		Sam BURMAN				KTM - TeamWNT / Burman Racing						
IDEAL LAP TIME : 1:50.405		BEST LAP TIME : 1:51.210				DIFFERENCE : 0.805						
LAP	SECTOR 1	SECTOR 2		SECTOR 3		SECTOR 4		LAP TIME	MPH	DIFF	TIME OF DAY	
1 -	36.466	92.3	19.702	118.9	30.625	71.7	26.466	118.9	1:53.259	77.34	2.049	10:31:59.156
2 -	35.460	90.8	19.992	121.1	30.680	69.1	26.477	119.1	1:52.609 (2)	77.78	1.399	10:33:51.765
3 -	35.505	89.1	19.596	122.0	29.780	74.2	26.329	116.9	1:51.210 (1)	78.76		10:35:42.975
4 -	37.074	86.4	19.960	119.4	30.294	75.9	25.569	118.3	1:52.897 (3)	77.59	1.687	10:37:35.872

P20 13 S		Jacob CLARK				Honda NSF - Wilson Racing						
IDEAL LAP TIME : 1:51.408		BEST LAP TIME : 1:51.408				DIFFERENCE : 0.000						
LAP	SECTOR 1	SECTOR 2		SECTOR 3		SECTOR 4		LAP TIME	MPH	DIFF	TIME OF DAY	
1 -	OUTLAP	73.6	22.551	101.8	32.906	62.3	28.885	106.5	2:09.741	67.51	18.333	10:30:18.235
2 -	38.473	80.9	21.459	107.5	30.686	69.5	27.465	110.3	1:58.083 (3)	74.18	6.675	10:32:16.318
3 -	36.649	84.8	20.758	114.1	29.698	71.7	26.754	111.8	1:53.859 (2)	76.93	2.451	10:34:10.177

Weather / Track : Cloudy / Damp

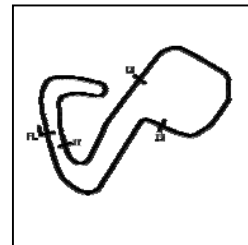
Brands Hatch GP
Circuit Length = 2.4332 miles
Start: 10:28 Flag 10:35 End: 10:38

MCRCB BULLETIN TK231

2018 Bennetts British Superbike Championship - Round 12

2018 HEL Performance British Motostar Championship

WARM UP - SECTOR ANALYSIS



SECTOR 1 = FL to I1, SECTOR 2 = I1 to I2 SECTOR 3 = I2 to I3, SECTOR 4 = I3 to FL, DIFF = Difference To Personal Best Lap, P = Crossed Finish Line in Pit Lane, D = Time Disallowed

4- 35.568 86.8 20.324 114.9 29.235 71.4 26.281 113.3 1:51.408 (1) 78.62 10:36:01.585

P21 50 S		Aditya BEHAL				Honda NSF - Microlise Cresswell Racing						
IDEAL LAP TIME : 1:52.165		BEST LAP TIME : 1:52.444				DIFFERENCE : 0.279						
LAP	SECTOR 1	SECTOR 2		SECTOR 3		SECTOR 4		LAP TIME	MPH	DIFF	TIME OF DAY	
1-	OUTLAP	80.7	21.665	114.1	31.823	62.9	27.488	113.3	2:01.553	72.06	9.109	10:30:18.240
2-	36.558	86.5	20.514	119.6	30.136	72.2	26.381	116.7	1:53.589 (2)	77.11	1.145	10:32:11.829
3-	35.724	88.1	20.508	118.1	29.552	72.7	26.660	115.7	1:52.444 (1)	77.90		10:34:04.273
4-	36.066	90.8	20.894	118.1	29.694	66.9	27.631	110.3	1:54.285 (3)	76.64	1.841	10:35:58.558

P22 22 S		Ross MAGUIRE				Honda NSF - Banks Racing / MotoEngineering						
IDEAL LAP TIME : 1:52.297		BEST LAP TIME : 1:52.694				DIFFERENCE : 0.397						
LAP	SECTOR 1	SECTOR 2		SECTOR 3		SECTOR 4		LAP TIME	MPH	DIFF	TIME OF DAY	
1-	OUTLAP	67.3	21.611	108.9	31.478	65.4	27.725	113.5	2:05.806	69.62	13.112	10:30:16.083
2-	37.263	80.0	20.243	118.9	30.150	66.0	27.780	114.9	1:55.436	75.88	2.742	10:32:11.519
3-	37.410	76.5	20.363	113.7	29.694	68.3	26.619	113.5	1:54.086 (3)	76.78	1.392	10:34:05.605
4-	35.951	80.6	20.253	116.7	29.614	65.4	26.876	113.7	1:52.694 (1)	77.73		10:35:58.299
5-	36.003	83.1	20.269	114.9	29.962	67.0	26.489	112.4	1:52.723 (2)	77.71	0.029	10:37:51.022

P23 16 S		Harvey CLARIDGE				Honda NSF - Nova Racing / SP125						
IDEAL LAP TIME : 1:52.646		BEST LAP TIME : 1:53.040				DIFFERENCE : 0.394						
LAP	SECTOR 1	SECTOR 2		SECTOR 3		SECTOR 4		LAP TIME	MPH	DIFF	TIME OF DAY	
1-	OUTLAP	79.4	22.163	113.1	32.765	63.6	28.260	114.1	2:06.491	69.25	13.451	10:30:15.739
2-	36.994	82.6	20.758	119.1	30.143	67.8	27.362	115.5	1:55.257	76.00	2.217	10:32:10.996
3-	35.932	91.8	20.832	118.3	29.463	72.8	26.813	115.1	1:53.040 (1)	77.49		10:34:04.036
4-	35.615	89.2	21.074	116.1	29.827	66.0	27.527	112.7	1:54.043 (2)	76.81	1.003	10:35:58.079
5-	36.300	78.3	21.707	112.7	30.204	68.4	26.810	111.6	1:55.021 (3)	76.15	1.981	10:37:53.100

P24 57 S		Josh HIATT				Honda NSF - SorryMate.com						
IDEAL LAP TIME : 1:53.076		BEST LAP TIME : 1:53.076				DIFFERENCE : 0.000						
LAP	SECTOR 1	SECTOR 2		SECTOR 3		SECTOR 4		LAP TIME	MPH	DIFF	TIME OF DAY	
1-	OUTLAP	81.5	22.500	110.5	32.296	67.2	28.471	109.6	2:07.156	68.89	14.080	10:30:15.407
2-	38.401	82.2	20.985	116.5	31.052	66.9	27.135	112.9	1:57.573 (3)	74.50	4.497	10:32:12.980
3-	36.318	85.1	20.646	117.9	30.811	65.9	26.999	113.3	1:54.774 (2)	76.32	1.698	10:34:07.754
4-	36.049	89.0	20.301	117.3	30.032	72.0	26.694	112.9	1:53.076 (1)	77.46		10:36:00.830

P25 18 S		Jodie FIELDHOUSE				Honda NSF - Go PINK Racing						
IDEAL LAP TIME : 1:53.022		BEST LAP TIME : 1:53.213				DIFFERENCE : 0.191						
LAP	SECTOR 1	SECTOR 2		SECTOR 3		SECTOR 4		LAP TIME	MPH	DIFF	TIME OF DAY	
1-	OUTLAP	69.8	21.720	104.8	32.613	61.4	28.232	114.1	2:06.762	69.10	13.549	10:30:18.204
2-	37.727	83.7	20.439	120.4	30.522	66.4	26.783	116.5	1:55.471 (3)	75.86	2.258	10:32:13.675
3-	36.075	85.2	20.206	118.3	30.420	66.5	26.650	116.5	1:53.351 (2)	77.28	0.138	10:34:07.026
4-	35.932	88.1	20.146	115.9	30.294	67.3	26.841	115.7	1:53.213 (1)	77.37		10:36:00.239

P26 95 S		Ross TURNER				Honda NSF - RedRat Racing						
IDEAL LAP TIME : 1:54.175		BEST LAP TIME : 1:54.175				DIFFERENCE : 0.000						
LAP	SECTOR 1	SECTOR 2		SECTOR 3		SECTOR 4		LAP TIME	MPH	DIFF	TIME OF DAY	
1-	OUTLAP	74.3	21.543	110.9	33.915	58.1	28.434	114.3	2:02.406	71.56	8.231	10:30:23.807
2-	37.726	79.6	20.839	107.2	31.928	65.9	27.263	115.5	1:57.756 (3)	74.38	3.581	10:32:21.563
3-	36.234	82.8	20.345	114.3	31.437	66.5	27.104	115.7	1:55.120 (2)	76.09	0.945	10:34:16.683
4-	36.119	78.9	20.282	114.5	30.813	70.8	26.961	113.3	1:54.175 (1)	76.72		10:36:10.858

P27 17 S		Franco BOURNE				Honda NSF - Franco Bourne Racing						
IDEAL LAP TIME : 1:54.094		BEST LAP TIME : 1:54.378				DIFFERENCE : 0.284						
LAP	SECTOR 1	SECTOR 2		SECTOR 3		SECTOR 4		LAP TIME	MPH	DIFF	TIME OF DAY	
1-	OUTLAP	71.8	22.450	112.7	32.680	61.6	28.744	109.6	2:07.113	68.91	12.735	10:30:21.650
2-	38.435	78.9	21.315	115.1	30.674	64.0	27.489	112.0	1:57.913 (3)	74.29	3.535	10:32:19.563

Weather / Track : Cloudy / Damp

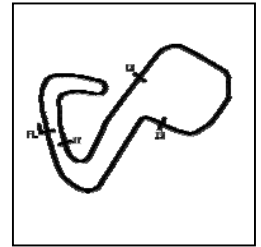
Brands Hatch GP
Circuit Length = 2.4332 miles
Start: 10:28 Flag 10:35 End: 10:38

MCRCB BULLETIN TK231

2018 Bennetts British Superbike Championship - Round 12

2018 HEL Performance British Motostar Championship

WARM UP - SECTOR ANALYSIS



SECTOR 1 = FL to I1, SECTOR 2 = I1 to I2 SECTOR 3 = I2 to I3, SECTOR 4 = I3 to FL, DIFF = Difference To Personal Best Lap, P = Crossed Finish Line in Pit Lane, D = Time Disallowed

3 -	36.543	84.6	20.651	115.7	30.503	69.1	27.167	110.5	1:54.864 (2)	76.26	0.486	10:34:14.427
4 -	36.313	86.3	20.935	115.1	29.969	69.7	27.161	109.8	1:54.378 (1)	76.58		10:36:08.805

P28		20 S		Jack HART				Honda NSF - Wilson Racing				
IDEAL LAP TIME : 1:54.271		BEST LAP TIME : 1:54.436				DIFFERENCE : 0.165						
LAP	SECTOR 1	SECTOR 2		SECTOR 3		SECTOR 4		LAP TIME	MPH	DIFF	TIME OF DAY	
1 -	OUTLAP	70.6	22.712	98.9	33.861	61.6	28.998	111.2	2:11.162	66.78	16.726	10:30:23.571
2 -	37.669	80.7	20.872	106.5	31.679	68.6	27.376	112.9	1:57.596 (3)	74.49	3.160	10:32:21.167
3 -	36.383	83.5	20.364	115.3	31.312	69.1	27.092	114.1	1:55.151 (2)	76.07	0.715	10:34:16.318
4 -	36.241	81.8	20.429	116.1	30.574	73.1	27.192	109.1	1:54.436 (1)	76.54		10:36:10.754

P29		25 S		Thomas STRUDWICK				Honda NSF - Case Moto Rapido Moto3				
IDEAL LAP TIME : 1:54.915		BEST LAP TIME : 1:54.915				DIFFERENCE : 0.000						
LAP	SECTOR 1	SECTOR 2		SECTOR 3		SECTOR 4		LAP TIME	MPH	DIFF	TIME OF DAY	
1 -	37.012	88.3	20.542	117.7	30.405	73.6	26.956	113.1	1:54.915 (1)	76.22		10:32:05.052

P30		56 S		Charlie ATKINS				Honda NSF - Wilson Racing				
IDEAL LAP TIME : 1:55.394		BEST LAP TIME : 1:56.112				DIFFERENCE : 0.718						
LAP	SECTOR 1	SECTOR 2		SECTOR 3		SECTOR 4		LAP TIME	MPH	DIFF	TIME OF DAY	
1 -	OUTLAP	69.0	23.405	100.6	34.109	57.5	28.873	110.1	2:12.285	66.21	16.173	10:30:21.049
2 -	37.642	79.7	21.081	113.1	32.128	63.6	27.561	111.4	1:58.412 (3)	73.97	2.300	10:32:19.461
3 -	37.072	81.3	20.595	111.1	31.319	66.3	27.139	111.2	1:56.125 (2)	75.43	0.013	10:34:15.586
4 -	36.609	84.9	21.203	112.7	31.051	65.5	27.249	110.1	1:56.112 (1)	75.44		10:36:11.698

P31		23 S		Osian JONES				Honda NSF - Wilson Racing				
IDEAL LAP TIME : 1:57.052		BEST LAP TIME : 1:57.052				DIFFERENCE : 0.000						
LAP	SECTOR 1	SECTOR 2		SECTOR 3		SECTOR 4		LAP TIME	MPH	DIFF	TIME OF DAY	
1 -	OUTLAP	66.7	22.335	97.3	34.182	58.6	28.670	111.1	2:10.085	67.33	13.033	10:30:23.765
2 -	38.663	75.9	21.058	109.4	31.946	62.8	27.825	112.2	1:59.492 (3)	73.30	2.440	10:32:23.257
3 -	37.974	78.6	20.889	107.7	31.643	62.7	27.437	112.5	1:57.943 (2)	74.27	0.891	10:34:21.200
4 -	37.662	75.4	20.850	111.6	31.258	63.5	27.282	112.4	1:57.052 (1)	74.83		10:36:18.252

Weather / Track : Cloudy / Damp

Brands Hatch GP
 Circuit Length = 2.4332 miles
 Start: 10:28 Flag 10:35 End: 10:38

MCRCB BULLETIN TK232

2018 Bennetts British Superbike Championship - Round 12

2018 HEL Performance British Motostar Championship

WARM UP - BEST SECTORS

SECTOR 1				SECTOR 2				SECTOR 3				SECTOR 4				IDEAL / BEST COMPARISON		
POS	NO	NAME	TIME	NO	NAME	TIME	NO	NAME	TIME	NO	NAME	TIME	POS	NO	NAME	IDEAL	BEST	DIFF
1	12	RENDELL	33.071	1	ARCHER	18.712	12	RENDELL	27.290	55	SCOTT	24.621	1	12	RENDELL	1:44.298	1:44.958	0.660
2	1	ARCHER	33.696	11	JONES	18.829	1	ARCHER	27.515	1	ARCHER	24.683	2	1	ARCHER	1:44.606	1:44.606	0.000
3	55	SCOTT	33.806	64	DURHAM	18.947	55	SCOTT	27.610	14	NIXON	24.866	3	55	SCOTT	1:45.106	1:45.693	0.587
4	7	BEST	33.860	12	RENDELL	18.955	11	JONES	28.056	11	JONES	24.917	4	11	JONES	1:45.973	1:46.182	0.209
5	15	McMANUS	34.109	14	NIXON	19.049	15	McMANUS	28.126	64	DURHAM	24.958	5	15	McMANUS	1:46.285	1:46.493	0.208
6	11	JONES	34.171	15	McMANUS	19.060	7	BEST	28.181	12	RENDELL	24.982	6	64	DURHAM	1:46.487	1:47.305	0.818
7	64	DURHAM	34.287	55	SCOTT	19.069	30	COOK	28.227	15	McMANUS	24.990	7	7	BEST	1:46.574	1:46.606	0.032
8	14	NIXON	34.463	8	LODGE	19.200	64	DURHAM	28.295	39	SELLORS	25.131	8	14	NIXON	1:47.110	1:47.909	0.799
9	30	COOK	34.476	39	SELLORS	19.290	19	OGDEN	28.447	7	BEST	25.171	9	39	SELLORS	1:47.761	1:47.761	0.000
10	19	OGDEN	34.604	7	BEST	19.362	39	SELLORS	28.555	79	STACEY	25.539	10	30	COOK	1:48.003	1:48.603	0.600
11	39	SELLORS	34.785	48	PINFOLD	19.362	8	LODGE	28.557	54	BURMAN	25.569	11	8	LODGE	1:48.458	1:48.548	0.090
12	72	HORSMAN	34.888	79	STACEY	19.446	14	NIXON	28.732	30	COOK	25.653	12	19	OGDEN	1:48.920	1:49.310	0.390
13	79	STACEY	34.919	54	BURMAN	19.596	89	MORETON	28.826	8	LODGE	25.683	13	79	STACEY	1:49.220	1:49.532	0.312
14	8	LODGE	35.018	30	COOK	19.647	72	HORSMAN	28.841	48	PINFOLD	25.727	14	72	HORSMAN	1:49.365	1:49.710	0.345
15	48	PINFOLD	35.264	69	IRWIN	19.743	21	BROOKS	29.044	19	OGDEN	25.786	15	48	PINFOLD	1:49.665	1:49.904	0.239
16	69	IRWIN	35.305	72	HORSMAN	19.763	69	IRWIN	29.088	72	HORSMAN	25.873	16	89	MORETON	1:50.152	1:50.909	0.757
17	21	BROOKS	35.359	21	BROOKS	19.902	13	CLARK	29.235	89	MORETON	25.933	17	69	IRWIN	1:50.356	1:50.644	0.288
18	89	MORETON	35.363	89	MORETON	20.030	48	PINFOLD	29.312	69	IRWIN	26.220	18	54	BURMAN	1:50.405	1:51.210	0.805
19	54	BURMAN	35.460	19	OGDEN	20.083	79	STACEY	29.316	13	CLARK	26.281	19	21	BROOKS	1:50.804	1:50.804	0.000
20	13	CLARK	35.568	18	FIELDHO	20.146	16	CLARIDG	29.463	50	BEHAL	26.381	20	13	CLARK	1:51.408	1:51.408	0.000
21	16	CLARIDG	35.615	22	MAGUIRE	20.243	50	BEHAL	29.552	22	MAGUIRE	26.489	21	50	BEHAL	1:52.165	1:52.444	0.279
22	50	BEHAL	35.724	95	TURNER	20.282	22	MAGUIRE	29.614	21	BROOKS	26.499	22	22	MAGUIRE	1:52.297	1:52.694	0.397
23	18	FIELDHO	35.932	57	HIATT	20.301	54	BURMAN	29.780	18	FIELDHO	26.650	23	16	CLARIDGE	1:52.646	1:53.040	0.394
24	22	MAGUIRE	35.951	13	CLARK	20.324	17	BOURNE	29.969	57	HIATT	26.694	24	18	FIELDHOUSE	1:53.022	1:53.213	0.191
25	57	HIATT	36.049	20	HART	20.364	57	HIATT	30.032	16	CLARIDG	26.810	25	57	HIATT	1:53.076	1:53.076	0.000
26	95	TURNER	36.119	50	BEHAL	20.508	18	FIELDHO	30.294	25	STRUDWI	26.956	26	17	BOURNE	1:54.094	1:54.378	0.284
27	20	HART	36.241	25	STRUDWI	20.542	25	STRUDWI	30.405	95	TURNER	26.961	27	95	TURNER	1:54.175	1:54.175	0.000
28	17	BOURNE	36.313	56	ATKINS	20.595	20	HART	30.574	20	HART	27.092	28	20	HART	1:54.271	1:54.436	0.165
29	56	ATKINS	36.609	17	BOURNE	20.651	95	TURNER	30.813	56	ATKINS	27.139	29	25	STRUDWICK	1:54.915	1:54.915	0.000
30	25	STRUDWI	37.012	16	CLARIDG	20.758	56	ATKINS	31.051	17	BOURNE	27.161	30	56	ATKINS	1:55.394	1:56.112	0.718
31	23	JONES	37.662	23	JONES	20.850	23	JONES	31.258	23	JONES	27.282	31	23	JONES	1:57.052	1:57.052	0.000
32																		

PERFECT LAP 1:43.694

MCRCB BULLETIN TK233**2018 Bennetts British Superbike Championship - Round 12****2018 HEL Performance British Motostar Championship****WARM UP - BEST SPEEDS**

POS	INTERMEDIATE 1			INTERMEDIATE 2			INTERMEDIATE 3			FINISH LINE		
	NO	NAME	MPH	NO	NAME	MPH	NO	NAME	MPH	NO	NAME	MPH
1	55	SCOTT	98.6	14	NIXON	130.5	15	McMANUS	80.9	14	NIXON	125.6
2	11	JONES	98.2	15	McMANUS	130.3	7	BEST	80.1	1	ARCHER	124.7
3	12	RENDELL	97.6	1	ARCHER	129.3	12	RENDELL	79.9	55	SCOTT	123.8
4	1	ARCHER	97.2	11	JONES	129.3	1	ARCHER	79.3	15	McMANUS	123.1
5	15	McMANUS	97.2	79	STACEY	127.5	11	JONES	78.6	79	STACEY	122.9
6	79	STACEY	95.8	64	DURHAM	126.1	19	OGDEN	77.5	39	SELLORS	122.4
7	7	BEST	95.4	8	LODGE	125.2	30	COOK	76.6	64	DURHAM	122.2
8	14	NIXON	94.5	55	SCOTT	124.9	64	DURHAM	76.1	11	JONES	122.0
9	8	LODGE	92.8	39	SELLORS	124.9	55	SCOTT	75.9	48	PINFOLD	120.6
10	54	BURMAN	92.3	7	BEST	124.7	54	BURMAN	75.9	8	LODGE	120.0
11	72	HORSMAN	92.1	12	RENDELL	122.2	8	LODGE	75.6	7	BEST	119.6
12	48	PINFOLD	92.1	54	BURMAN	122.0	39	SELLORS	74.7	54	BURMAN	119.1
13	16	CLARIDGE	91.8	69	IRWIN	120.9	72	HORSMAN	74.6	12	RENDELL	117.7
14	19	OGDEN	91.6	18	FIELDHOUSE	120.4	25	STRUDWICK	73.6	50	BEHAL	116.7
15	30	COOK	91.3	48	PINFOLD	120.2	79	STACEY	73.3	18	FIELDHOUSE	116.5
16	50	BEHAL	90.8	30	COOK	119.6	20	HART	73.1	89	MORETON	116.3
17	64	DURHAM	90.6	50	BEHAL	119.6	14	NIXON	72.9	72	HORSMAN	115.9
18	69	IRWIN	90.6	72	HORSMAN	119.4	89	MORETON	72.9	30	COOK	115.7
19	21	BROOKS	90.3	89	MORETON	119.1	16	CLARIDGE	72.8	95	TURNER	115.7
20	89	MORETON	89.2	16	CLARIDGE	119.1	50	BEHAL	72.7	16	CLARIDGE	115.5
21	57	HIATT	89.0	22	MAGUIRE	118.9	48	PINFOLD	72.1	69	IRWIN	114.9
22	25	STRUDWICK	88.3	21	BROOKS	118.7	57	HIATT	72.0	22	MAGUIRE	114.9
23	18	FIELDHOUSE	88.1	57	HIATT	117.9	21	BROOKS	71.8	21	BROOKS	114.3
24	39	SELLORS	87.6	25	STRUDWICK	117.7	13	CLARK	71.7	20	HART	114.1
25	13	CLARK	86.8	19	OGDEN	116.7	95	TURNER	70.8	13	CLARK	113.3
26	17	BOURNE	86.3	20	HART	116.1	69	IRWIN	70.4	57	HIATT	113.3
27	56	ATKINS	84.9	17	BOURNE	115.7	17	BOURNE	69.7	25	STRUDWICK	113.1
28	20	HART	83.5	13	CLARK	114.9	22	MAGUIRE	68.3	23	JONES	112.5
29	22	MAGUIRE	83.1	95	TURNER	114.5	18	FIELDHOUSE	67.3	19	OGDEN	112.2
30	95	TURNER	82.8	56	ATKINS	113.1	56	ATKINS	66.3	17	BOURNE	112.0
31	23	JONES	78.6	23	JONES	111.6	23	JONES	63.5	56	ATKINS	111.4
32												

Weather / Track : Cloudy / Damp

Brands Hatch GP

Circuit Length = 2.4332 miles

Start: 10:28 Flag 10:35 End: 10:38

Results can be found at www.tsl-timing.com

Printed - 10:40 Sunday, 14 October 2018

MCRCB BULLETIN TK234

2018 Bennetts British Superbike Championship - Round 12

2018 HEL Performance British Motostar Championship

WARM UP - FASTEST LAP SEQUENCE

SESS. TIME	NO	CL	NAME	ENTRY	TIME	MPH	LAP
3:47.365	15		Eugene McMANUS	KTM - RS Racing	1:48.731	80.56	1
3:49.335	12		Edward RENDELL	KTM FTR - Banks Racing	1:47.175	81.73	2
5:35.085	12		Edward RENDELL	KTM FTR - Banks Racing	1:45.749	82.83	3
7:20.337	12		Edward RENDELL	KTM FTR - Banks Racing	1:45.253	83.22	4
9:05.296	12		Edward RENDELL	KTM FTR - Banks Racing	1:44.958	83.46	5
9:12.998	1		Jake ARCHER	KTM - City Lifting / RS Racing	1:44.606	83.74	5

Weather / Track : Cloudy / Damp

Results can be found at www.tsl-timing.com

Brands Hatch GP
Circuit Length = 2.4332 miles
Start: 10:28 Flag 10:35 End: 10:38

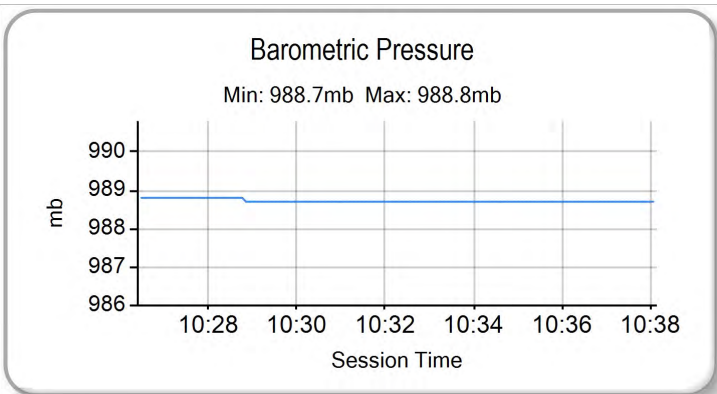
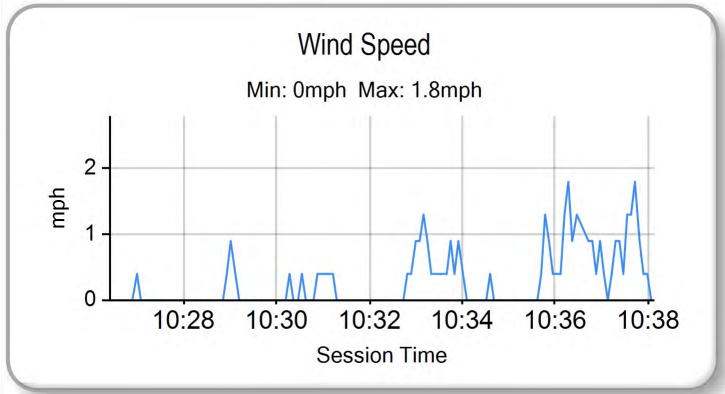
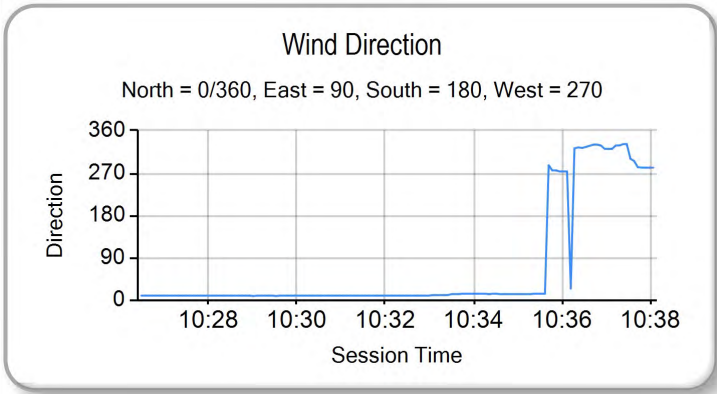
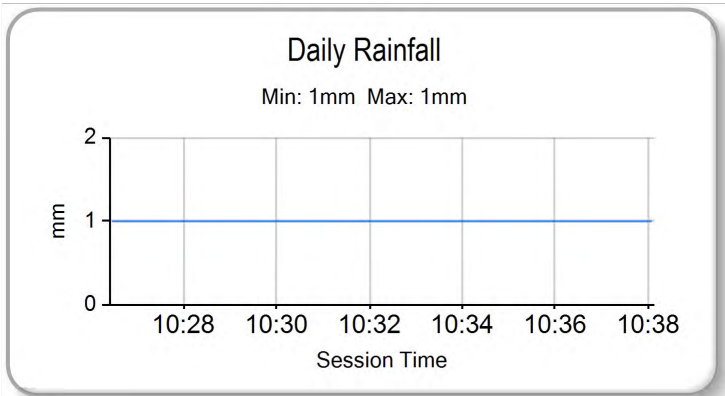
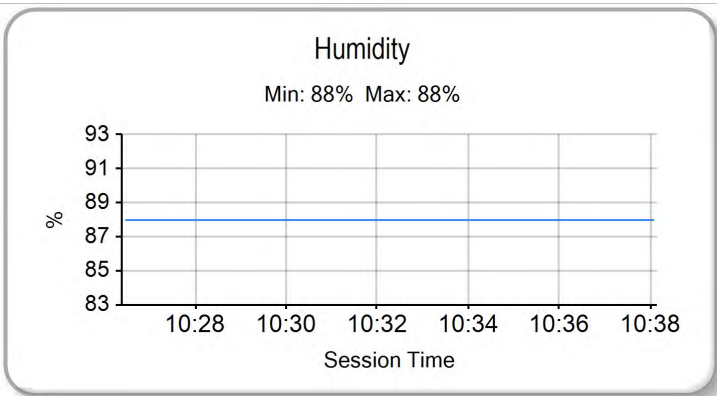
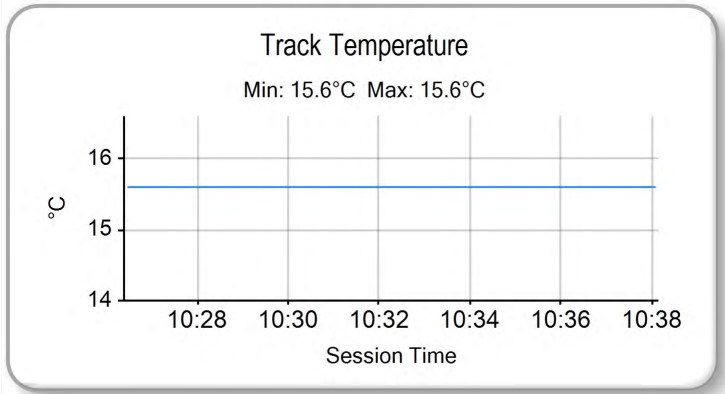
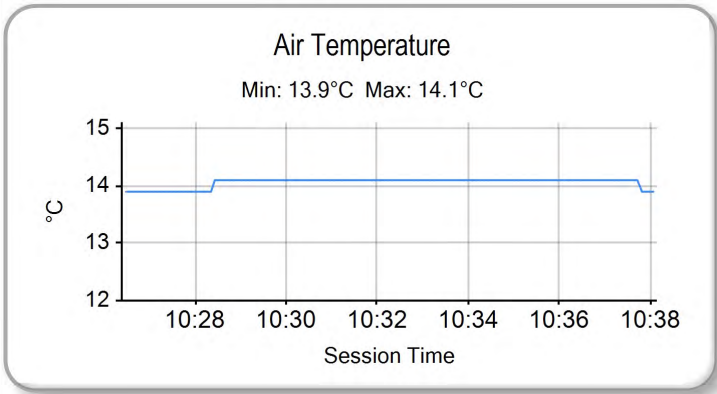
Printed - 10:41 Sunday, 14 October 2018

MCRCB BULLETIN TK235

2018 Bennetts British Superbike Championship - Round 12

2018 HEL Performance British Motostar Championship

WARM UP - WEATHER CONDITIONS



Weather / Track : Cloudy / Damp

Results can be found at www.tsl-timing.com

Brands Hatch GP
Circuit Length = 2.4332 miles
Start: 10:28 Flag 10:35 End: 10:38

Printed - 10:41 Sunday, 14 October 2018



ROW 11		32	69	Rhys IRWIN	31	23	Osian JONES	1:40.740					
ROW 10	30	13	Jacob CLARK	1:40.721	29	57	Josh HIATT	1:40.563	28	22	Ross MAGUIRE	1:40.270	
ROW 9		27	66	Annabel THOMAS	1:40.065	26	16	Harvey CLARIDGE	1:39.909	25	20	Jack HART	1:39.853
ROW 8	24	18	Jodie FIELDHOUSE	1:39.093	23	21	Daniel BROOKS	1:38.942	22	50	Aditya BEHAL	1:38.791	
ROW 7		21	17	Franco BOURNE	1:38.617	20	56	Charlie ATKINS	1:38.544	19	89	Taylor MORETON	1:38.044
ROW 6	18	72	Cameron HORSMAN	1:37.479	17	54	Sam BURMAN	1:37.359	16	48	Sharni PINFOLD	1:37.176	
ROW 5		15	25	Thomas STRUDWICK	1:37.163	14	39	Connor SELLORS	1:37.082	13	95	Ross TURNER	1:37.048
ROW 4	12	30	Max COOK	1:36.926	11	19	Scott OGDEN	1:36.888	10	7	Edmund BEST	1:35.893	
ROW 3		9	8	Elliot LODGE	1:35.265	8	15	Eugene McMANUS	1:34.644	7	11	Dan JONES	1:34.094
ROW 2	6	14	Jack NIXON	1:33.960	5	79	Storm STACEY	1:33.805	4	12	Edward RENDELL	1:33.586	
ROW 1		3	64	Asher DURHAM	1:33.235	2	55	Jack SCOTT	1:33.063	1	1	Jake ARCHER	1:33.062
												Pole	

Brands Hatch GP
Circuit Length = 2.4332 miles

These results are provisional until the conclusion of any judicial and technical matters.

Race Director :	Stewards :	Timekeeper :
-----------------	------------	--------------

Results can be found at www.britishsuperbike.com

Printed - 10:39 Sunday, 14 October 2018



MCRCB BULLETIN TK295

2018 Bennetts British Superbike Championship - Round 12

2018 HEL Performance British Motostar Championship

RACE 11 - CLASSIFICATION



POS	NO	CL	PIC NAME	ENTRY	LAPS	TIME	GAP	DIFF	MPH	BEST	ON
1	1		Jake ARCHER	KTM - City Lifting / RS Racing	12	21:30.232			81.47	1:45.246	5
2	55		Jack SCOTT	KTM - City Lifting / RS Racing	12	21:42.043	11.811	11.811	80.73	1:46.486	3
3	79		Storm STACEY	KTM - FPW Racing	12	22:03.224	32.992	21.181	79.44	1:48.818	5
4	64		Asher DURHAM	Mahindra - Microlise Cresswell Racing	12	22:16.168	45.936	12.944	78.67	1:48.863	8
5	89	S	Taylor MORETON	Honda NSF - Lloyd & Jones Bowker Motorrad	12	22:25.458	55.226	9.290	78.12	1:50.070	5
6	8		Elliot LODGE	FTR - Spike Racing / SP125	12	22:28.910	58.678	3.452	77.92	1:49.823	12
7	48		Sharni PINFOLD	KTM - RS Racing	12	22:36.816	1:06.584	7.906	77.47	1:50.506	10
8	72	S	Cameron HORSMAN	Honda NSF - Nova / FAB Racing	12	22:37.856	1:07.624	1.040	77.41	1:51.184	4
9	69	S	Rhys IRWIN	Honda NSF - Motorcycling Ireland by Irwin Racing	12	22:45.219	1:14.987	7.363	76.99	1:50.435	5
10	54		Sam BURMAN	KTM - TeamWNT / Burman Racing	12	22:49.504	1:19.272	4.285	76.75	1:51.012	11
11	20	S	Jack HART	Honda NSF - Wilson Racing	12	23:07.967	1:37.735	18.463	75.73	1:52.590	10
12	95	S	Ross TURNER	Honda NSF - RedRat Racing	12	23:08.563	1:38.331	0.596	75.70	1:53.705	5
13	23	S	Oslan JONES	Honda NSF - Wilson Racing	12	23:13.270	1:43.038	4.707	75.44	1:52.728	8
14	16	S	Harvey CLARIDGE	Honda NSF - Nova Racing / SP125	12	23:13.310	1:43.078	0.040	75.44	1:53.228	9
15	56	S	Charlie ATKINS	Honda NSF - Wilson Racing	12	23:15.710	1:45.478	2.400	75.31	1:54.013	9
16	18	S	Jodie FIELDHOUSE	Honda NSF - Go PINK Racing	11	22:05.513	1 Lap	1 Lap	72.69	1:56.648	5
17	17	S	Franco BOURNE	Honda NSF - Franco Bourne Racing	11	22:50.817	1 Lap	45.304	70.29	1:55.029	9

NOT CLASSIFIED

DNF	39		Connor SELLORS	Mahindra - Microlise Cresswell Racing	11	20:27.418	1 Lap		78.50	1:49.642	4
DNF	15		Eugene McMANUS	KTM - RS Racing	10	18:22.953	2 Laps	1 Lap	79.42	1:48.747	5
DNF	21	S	Daniel BROOKS	Honda NSF - Daniel Brooks Racing	9	17:14.213	3 Laps	1 Lap	76.23	1:52.947	4
DNF	57	S	Josh HIATT	Honda NSF - SorryMate.com	9	17:30.074	3 Laps	15.861	75.07	1:53.584	9
DNF	22	S	Ross MAGUIRE	Honda NSF - Banks Racing / MotoEngineering	7	13:40.116	5 Laps	2 Laps	74.76	1:54.041	7
DNF	50	S	Aditya BEHAL	Honda NSF - Microlise Cresswell Racing	7	13:40.177	5 Laps	0.061	74.76	1:54.403	7
DNF	14		Jack NIXON	KTM - Santander Salt	6	11:04.669	6 Laps	1 Lap	79.07	1:48.588	5
DNF	13	S	Jacob CLARK	Honda NSF - Wilson Racing	6	11:45.969	6 Laps	41.300	74.44	1:53.549	4
DNF	25	S	Thomas STRUDWICK	Honda NSF - Case Moto Rapido Moto3	5	9:26.328	7 Laps	1 Lap	77.33	1:50.425	5
DNF	7		Edmund BEST	KTM - SymCirrus Motorsport	4	7:27.127	8 Laps	1 Lap	78.36	1:49.127	4
DNF	66	S	Annabel THOMAS	Honda NSF - Four Anjels Racing	4	8:03.807	8 Laps	36.680	72.42	1:57.205	4
DNF	11		Dan JONES	KTM - SymCirrus Motorsport	2	3:41.720	10 Laps	2 Laps	79.01	1:46.573	2
DNF	30	S	Max COOK	Honda NSF - Wilson Racing	2	4:05.228	10 Laps	23.508	71.44	1:52.939	2
DNF	19	S	Scott OGDEN	Honda NSF - Wilson Racing	1	2:00.402	11 Laps	1 Lap	72.75		
DNF	12		Edward RENDELL	KTM FTR - Banks Racing	0						

FASTEST LAP

1			Jake ARCHER	KTM - City Lifting / RS Racing	5	1:45.246		83.23 mph	133.94 kph
89	S		Taylor MORETON	Honda NSF - Lloyd & Jones Bowker Motorrad	5	1:50.070		79.58 mph	128.07 kph

Brands Hatch GP
 Circuit Length = 2.4332 miles
 Start: 14:20 Flag 14:42 End: 14:44

Weather / Track : Drizzle / Wet
 These results are provisional until the conclusion of any judicial and technical matters.

Race Director :	Stewards :	Timekeeper :
-----------------	------------	--------------

Results can be found at www.britishsuperbike.com

Printed - 14:44 Sunday, 14 October 2018



MCRCB BULLETIN TK296

2018 Bennetts British Superbike Championship - Round 12

2018 HEL Performance British Motostar Championship

RACE 11 - LAP CHART

16	1:43.078	1:54.043
56	1:45.478	1:54.327

MCRCB BULLETIN TK297

2018 Bennetts British Superbike Championship - Round 12

2018 HEL Performance British Motostar Championship

RACE 11 - POSITION CHART

No	Name	Lap												
		Pos	1	2	3	4	5	6	7	8	9	10	11	12
1	ARCHER	1	1	1	1	1	1	1	1	1	1	1	1	1
55	SCOTT	2	55	55	55	55	55	55	55	55	55	55	55	55
64	DURHAM	3	11	11	15	79	14	14	79	79	79	79	79	79
12	RENDELL	4	79	14	79	14	79	79	15	15	15	15	64	64
79	STACEY	5	15	79	14	15	15	15	89	39	39	39	39	89
14	NIXON	6	14	15	7	7	89	89	39	89	64	64	89	8
11	JONES	7	7	7	89	89	39	39	64	64	89	89	8	48
15	McMANUS	8	25	89	39	39	25	64	8	8	8	8	72	72
8	LODGE	9	8	25	25	25	64	72	72	72	72	72	48	69
7	BEST	10	19	39	72	72	72	8	69	69	69	48	69	54
19	OGDEN	11	89	8	8	64	8	69	48	48	48	69	54	20
30	COOK	12	72	72	64	8	69	48	54	21	54	54	20	95
95	TURNER	13	39	95	69	69	48	21	21	54	21	95	95	23
39	SELLORS	14	95	64	21	21	21	54	95	95	95	20	16	16
25	STRUDWICK	15	21	21	48	48	54	95	22	20	20	16	23	56
48	PINFOLD	16	54	48	95	54	95	50	50	57	57	23	56	
54	BURMAN	17	48	69	54	95	50	13	16	56	16	56	18	
72	HORSMAN	18	64	54	50	50	13	22	20	16	23	18	17	
89	MORETON	19	69	50	56	13	16	16	57	23	56	17		
56	ATKINS	20	50	56	13	56	22	57	56	18	18			
17	BOURNE	21	56	16	16	16	57	20	23	17	17			
50	BEHAL	22	20	57	22	22	56	56	18					
21	BROOKS	23	16	13	20	57	20	23	17					
18	FIELDHOUSE	24	57	30	57	20	23	18						
20	HART	25	13	20	66	23	18	17						
16	CLARIDGE	26	22	22	23	66	17							
66	THOMAS	27	18	66	18	18								
22	MAGUIRE	28	66	23	17	17								
57	HIATT	29	23	18										
13	CLARK	30	30	17										
23	JONES	31	17											
69	IRWIN	32												

Weather / Track : Drizzle / Wet

Results can be found at www.tsl-timing.com

Brands Hatch GP
 Circuit Length = 2.4332 miles
 Start: 14:20 Flag 14:42 End: 14:44

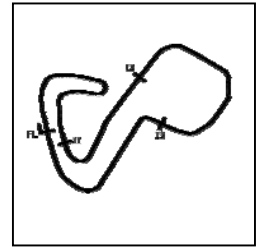
Printed - 14:51 Sunday, 14 October 2018

MCRCB BULLETIN TK298

2018 Bennetts British Superbike Championship - Round 12

2018 HEL Performance British Motostar Championship

RACE 11 - SECTOR ANALYSIS



SECTOR 1 = FL to I1, SECTOR 2 = I1 to I2 SECTOR 3 = I2 to I3, SECTOR 4 = I3 to FL, DIFF = Difference To Personal Best Lap, P = Crossed Finish Line in Pit Lane, D = Time Disallowed

P1		1		Jake ARCHER				KTM - City Lifting / RS Racing				
IDEAL LAP TIME : 1:45.246		BEST LAP TIME : 1:45.246		DIFFERENCE : 0.000								
LAP	SECTOR 1	SECTOR 2	SECTOR 3	SECTOR 4	LAP TIME	MPH	DIFF	TIME OF DAY				
1 -		94.2	19.047	127.8	27.998	77.2	25.066	122.6	1:51.974	78.23	6.728	14:22:49.951
2 -	33.873	95.7	18.956	127.8	27.692	76.7	25.244	122.0	1:45.765 (2)	82.82	0.519	14:24:35.716
3 -	34.258	94.2	19.039	128.5	28.031	75.7	25.544	122.0	1:46.872	81.96	1.626	14:26:22.588
4 -	34.402	95.4	18.938	127.8	27.671	78.5	25.068	122.4	1:46.079 (3)	82.57	0.833	14:28:08.667
5 -	33.775	95.5	18.779	127.5	27.657	78.9	25.035	121.5	1:45.246 (1)	83.23		14:29:53.913
6 -	34.292	92.3	19.032	127.5	27.755	77.4	25.201	122.0	1:46.280	82.42	1.034	14:31:40.193
7 -	34.254	92.5	19.006	127.3	27.998	77.2	25.377	121.5	1:46.635	82.14	1.389	14:33:26.828
8 -	34.158	93.9	19.045	126.6	28.416	76.6	25.538	121.1	1:47.157	81.74	1.911	14:35:13.985
9 -	34.848	91.5	19.246	126.6	28.579	75.9	25.686	120.6	1:48.359	80.84	3.113	14:37:02.344
10 -	35.602	92.1	19.087	127.3	28.443	75.4	25.962	120.6	1:49.094	80.29	3.848	14:38:51.438
11 -	34.982	88.6	19.211	127.3	28.198	76.3	26.067	119.1	1:48.458	80.76	3.212	14:40:39.896
12 -	34.492	93.4	18.976	126.8	28.544	77.2	26.301	89.4	1:48.313	80.87	3.067	14:42:28.209

P2		55		Jack SCOTT				KTM - City Lifting / RS Racing				
IDEAL LAP TIME : 1:46.447		BEST LAP TIME : 1:46.486		DIFFERENCE : 0.039								
LAP	SECTOR 1	SECTOR 2	SECTOR 3	SECTOR 4	LAP TIME	MPH	DIFF	TIME OF DAY				
1 -		91.5	19.417	122.9	28.788	71.6	25.424	120.9	1:54.558	76.46	8.072	14:22:52.535
2 -	33.814	95.4	19.184	122.9	28.497	73.7	25.335	121.5	1:46.830 (2)	81.99	0.344	14:24:39.365
3 -	33.611	92.1	19.161	124.9	28.342	75.1	25.372	120.0	1:46.486 (1)	82.26		14:26:25.851
4 -	34.549	88.4	19.379	124.0	28.779	72.9	25.518	121.1	1:48.225	80.94	1.739	14:28:14.076
5 -	34.262	90.4	19.159	124.2	28.469	76.1	25.591	118.3	1:47.481 (3)	81.50	0.995	14:30:01.557
6 -	34.500	91.9	19.476	122.4	29.061	73.7	25.586	118.5	1:48.623	80.64	2.137	14:31:50.180
7 -	34.042	89.0	19.494	121.7	29.074	73.4	25.645	118.3	1:48.255	80.91	1.769	14:33:38.435
8 -	34.439	94.5	19.312	124.5	28.400	76.0	25.389	118.7	1:47.540	81.45	1.054	14:35:25.975
9 -	34.089	93.8	19.307	123.5	28.574	76.0	25.591	119.6	1:47.561	81.44	1.075	14:37:13.536
10 -	34.036	90.4	19.574	123.5	28.486	76.6	25.621	119.1	1:47.717	81.32	1.231	14:39:01.253
11 -	34.911	91.9	19.439	122.0	28.948	74.9	26.299	119.4	1:49.597	79.92	3.111	14:40:50.850
12 -	34.344	86.5	19.595	123.1	29.070	75.2	26.161	94.9	1:49.170	80.24	2.684	14:42:40.020

P3		79		Storm STACEY				KTM - FPW Racing				
IDEAL LAP TIME : 1:48.214		BEST LAP TIME : 1:48.818		DIFFERENCE : 0.604								
LAP	SECTOR 1	SECTOR 2	SECTOR 3	SECTOR 4	LAP TIME	MPH	DIFF	TIME OF DAY				
1 -		89.5	19.617	126.8	29.093	71.5	25.879	121.5	1:55.617	75.76	6.799	14:22:53.594
2 -	35.228	91.3	19.757	124.5	29.302	73.5	26.237	120.6	1:50.524	79.25	1.706	14:24:44.118
3 -	36.087	88.8	19.502	128.5	29.403	72.1	25.846	122.2	1:50.838	79.03	2.020	14:26:34.956
4 -	35.052	90.9	19.565	126.8	29.010	75.1	25.726	121.1	1:49.353	80.10	0.535	14:28:24.309
5 -	34.419	91.6	19.746	127.8	28.653	73.5	26.000	122.2	1:48.818 (1)	80.49		14:30:13.127
6 -	35.488	92.1	19.561	127.5	28.681	75.4	26.012	121.1	1:49.742	79.82	0.924	14:32:02.869
7 -	36.072	89.7	19.703	126.8	28.846	74.8	26.084	120.0	1:50.705	79.12	1.887	14:33:53.574
8 -	34.877	94.7	19.578	127.5	28.639	73.5	25.927	120.0	1:49.021 (3)	80.35	0.203	14:35:42.595
9 -	34.966	92.8	19.596	127.3	28.783	73.9	25.860	119.8	1:49.205	80.21	0.387	14:37:31.800
10 -	34.966	92.1	19.641	127.0	28.673	74.6	25.654	120.6	1:48.934 (2)	80.41	0.116	14:39:20.734
11 -	34.685	93.2	19.747	123.5	29.223	77.4	26.171	118.9	1:49.826	79.76	1.008	14:41:10.560
12 -	35.085	91.3	19.816	128.0	28.970	74.4	26.770	109.2	1:50.641	79.17	1.823	14:43:01.201

P4		64		Asher DURHAM				Mahindra - Microlise Cresswell Racing				
IDEAL LAP TIME : 1:48.303		BEST LAP TIME : 1:48.863		DIFFERENCE : 0.560								
LAP	SECTOR 1	SECTOR 2	SECTOR 3	SECTOR 4	LAP TIME	MPH	DIFF	TIME OF DAY				
1 -		75.4	22.979	106.5	31.897	65.5	26.714	118.7	2:04.984	70.08	16.121	14:23:02.961
2 -	36.346	87.3	19.876	119.4	30.808	61.9	27.194	116.9	1:54.224	76.69	5.361	14:24:57.185
3 -	35.586	88.7	19.465	121.5	29.654	69.8	26.547	117.9	1:51.252	78.73	2.389	14:26:48.437
4 -	35.251	91.0	19.364	119.4	29.681	68.4	26.352	117.9	1:50.648	79.16	1.785	14:28:39.085
5 -	34.792	88.7	19.518	119.6	29.467	69.6	25.994	118.9	1:49.771	79.80	0.908	14:30:28.856
6 -	35.067	90.9	19.254	120.9	29.422	70.0	26.289	117.1	1:50.032	79.61	1.169	14:32:18.888
7 -	34.884	90.1	19.227	118.3	29.533	72.0	25.965	118.5	1:49.609	79.91	0.746	14:34:08.497
8 -	34.546	91.6	19.200	121.3	29.012	71.7	26.105	117.9	1:48.863 (1)	80.46		14:35:57.360
9 -	34.667	90.6	19.188	123.3	29.041	69.9	25.977	117.5	1:48.873 (2)	80.45	0.010	14:37:46.233

Weather / Track : Drizzle / Wet

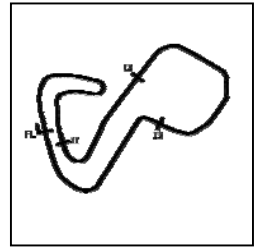
Brands Hatch GP
Circuit Length = 2.4332 miles
Start: 14:20 Flag 14:42 End: 14:44

MCRCB BULLETIN TK298

2018 Bennetts British Superbike Championship - Round 12

2018 HEL Performance British Motostar Championship

RACE 11 - SECTOR ANALYSIS



SECTOR 1 = FL to I1, SECTOR 2 = I1 to I2 SECTOR 3 = I2 to I3, SECTOR 4 = I3 to FL, DIFF = Difference To Personal Best Lap, P = Crossed Finish Line in Pit Lane, D = Time Disallowed

10 -	34.926	89.8	19.350	120.6	29.078	69.5	25.754	118.5	1:49.108	80.28	0.245	14:39:35.341
11 -	35.114	86.4	19.487	121.5	29.384	69.9	25.845	117.7	1:49.830	79.75	0.967	14:41:25.171
12 -	34.388	91.1	19.149	122.9	29.339	70.9	26.098	112.7	1:48.974 (3)	80.38	0.111	14:43:14.145

P5		89 S		Taylor MORETON				Honda NSF - Lloyd & Jones Bowker Motorrad				
IDEAL LAP TIME : 1:49.934		BEST LAP TIME : 1:50.070				DIFFERENCE : 0.136						
LAP	SECTOR 1	SECTOR 2		SECTOR 3		SECTOR 4		LAP TIME	MPH	DIFF	TIME OF DAY	
1 -		87.6	20.815	116.7	29.562	70.4	26.572	113.3	2:00.477	72.70	10.407	14:22:58.454
2 -	36.054	87.3	20.215	117.1	29.155	70.9	26.433	112.2	1:51.857	78.31	1.787	14:24:50.311
3 -	35.484	88.5	20.240	116.1	29.056	74.1	26.286	111.8	1:51.066	78.87	0.996	14:26:41.377
4 -	35.012	89.9	20.114	116.5	28.836	74.1	26.119	111.6	1:50.081 (2)	79.57	0.011	14:28:31.458
5 -	35.085	90.0	20.008	115.9	28.893	74.8	26.084	111.8	1:50.070 (1)	79.58		14:30:21.528
6 -	35.095	90.5	20.058	116.5	29.350	76.5	26.226	110.9	1:50.729	79.11	0.659	14:32:12.257
7 -	35.325	89.3	20.137	115.7	29.129	75.5	26.078	111.6	1:50.669 (3)	79.15	0.599	14:34:02.926
8 -	35.308	90.1	20.339	115.9	29.559	72.8	26.442	112.0	1:51.648	78.45	1.578	14:35:54.574
9 -	35.670	88.8	20.388	116.5	29.384	72.3	26.563	111.8	1:52.005	78.20	1.935	14:37:46.579
10 -	35.905	88.8	20.372	116.7	29.224	73.9	26.263	111.8	1:51.764	78.37	1.694	14:39:38.343
11 -	35.392	89.5	20.695	115.7	29.588	73.6	26.318	112.7	1:51.993	78.21	1.923	14:41:30.336
12 -	35.707	88.5	20.462	115.9	29.649	70.1	27.281	103.4	1:53.099	77.45	3.029	14:43:23.435

P6		8		Elliot LODGE				FTR - Spike Racing / SP125				
IDEAL LAP TIME : 1:49.489		BEST LAP TIME : 1:49.823				DIFFERENCE : 0.334						
LAP	SECTOR 1	SECTOR 2		SECTOR 3		SECTOR 4		LAP TIME	MPH	DIFF	TIME OF DAY	
1 -		85.1	19.975	116.3	30.715	68.1	26.714	117.9	2:00.077	72.95	10.254	14:22:58.054
2 -	37.340	82.2	19.911	117.7	30.487	66.2	26.728	116.9	1:54.466	76.52	4.643	14:24:52.520
3 -	37.260	81.5	20.240	113.7	30.101	68.5	26.592	117.5	1:54.193	76.71	4.370	14:26:46.713
4 -	36.211	86.5	19.550	121.1	30.118	69.5	26.710	119.4	1:52.589	77.80	2.766	14:28:39.302
5 -	36.313	87.6	19.501	120.9	30.013	72.7	26.516	117.3	1:52.343	77.97	2.520	14:30:31.645
6 -	36.667	84.9	19.917	122.2	29.489	74.0	26.059	117.3	1:52.132	78.12	2.309	14:32:23.777
7 -	35.508	89.5	19.265	120.9	29.483	72.1	26.288	116.9	1:50.544 (3)	79.24	0.721	14:34:14.321
8 -	35.381	91.4	19.190	119.8	29.813	74.0	26.458	116.3	1:50.842	79.02	1.019	14:36:05.163
9 -	35.576	89.5	19.493	123.5	29.437	75.1	26.095	117.3	1:50.601	79.20	0.778	14:37:55.764
10 -	35.339	89.9	19.396	123.5	29.474	75.3	26.190	117.5	1:50.399 (2)	79.34	0.576	14:39:46.163
11 -	35.628	89.3	19.338	119.8	29.882	77.0	26.053	117.9	1:50.901	78.98	1.078	14:41:37.064
12 -	35.118	91.8	19.207	123.1	29.128	77.5	26.370	113.9	1:49.823 (1)	79.76		14:43:26.887

P7		48		Sharni PINFOLD				KTM - RS Racing				
IDEAL LAP TIME : 1:50.117		BEST LAP TIME : 1:50.506				DIFFERENCE : 0.389						
LAP	SECTOR 1	SECTOR 2		SECTOR 3		SECTOR 4		LAP TIME	MPH	DIFF	TIME OF DAY	
1 -		82.0	20.510	108.7	31.427	65.0	27.094	116.3	2:04.128	70.57	13.622	14:23:02.105
2 -	37.102	84.3	19.843	117.9	30.847	64.9	27.444	115.7	1:55.236	76.01	4.730	14:24:57.341
3 -	37.264	85.3	20.542	116.5	30.134	71.5	26.632	117.9	1:54.572	76.45	4.066	14:26:51.913
4 -	36.504	86.1	19.909	112.9	30.112	69.1	26.712	116.9	1:53.237	77.35	2.731	14:28:45.150
5 -	35.913	90.6	19.806	120.4	29.648	72.0	26.312	117.9	1:51.679	78.43	1.173	14:30:36.829
6 -	36.156	87.4	19.678	117.5	29.418	71.0	26.583	119.4	1:51.835	78.32	1.329	14:32:28.664
7 -	36.293	88.0	19.679	118.1	29.570	70.1	26.004	118.7	1:51.546	78.53	1.040	14:34:20.210
8 -	35.637	89.7	19.561	120.6	29.345	70.4	26.151	119.4	1:50.694 (3)	79.13	0.188	14:36:10.904
9 -	35.754	87.8	19.604	119.1	29.790	69.3	26.158	118.5	1:51.306	78.70	0.800	14:38:02.210
10 -	35.719	87.3	19.519	122.0	29.349	73.9	25.919	121.1	1:50.506 (1)	79.27		14:39:52.716
11 -	35.518	90.3	19.415	117.5	29.613	71.7	26.102	119.8	1:50.648 (2)	79.16	0.142	14:41:43.364
12 -	35.438	87.7	19.967	117.1	29.604	70.4	26.420	118.7	1:51.429	78.61	0.923	14:43:34.793

P8		72 S		Cameron HORSMAN				Honda NSF - Nova / FAB Racing				
IDEAL LAP TIME : 1:51.184		BEST LAP TIME : 1:51.184				DIFFERENCE : 0.000						
LAP	SECTOR 1	SECTOR 2		SECTOR 3		SECTOR 4		LAP TIME	MPH	DIFF	TIME OF DAY	
1 -		84.2	20.707	118.1	29.432	72.1	26.708	114.3	2:01.128	72.31	9.944	14:22:59.105
2 -	37.625	81.4	20.688	117.7	29.512	71.3	26.601	114.1	1:54.426	76.55	3.242	14:24:53.531
3 -	36.154	89.8	20.221	118.1	29.105	73.4	26.455	113.1	1:51.935 (3)	78.25	0.751	14:26:45.466
4 -	35.554	89.0	20.186	117.5	29.083	73.9	26.361	112.4	1:51.184 (1)	78.78		14:28:36.650
5 -	35.978	87.4	20.318	117.1	29.366	71.6	26.601	112.2	1:52.263	78.02	1.079	14:30:28.913

Weather / Track : Drizzle / Wet

Brands Hatch GP

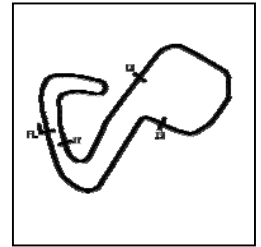
Circuit Length = 2.4332 miles

Start: 14:20 Flag 14:42 End: 14:44

2018 Bennetts British Superbike Championship - Round 12

2018 HEL Performance British Motostar Championship

RACE 11 - SECTOR ANALYSIS



SECTOR 1 = FL to I1, SECTOR 2 = I1 to I2 SECTOR 3 = I2 to I3, SECTOR 4 = I3 to FL, DIFF = Difference To Personal Best Lap, P = Crossed Finish Line in Pit Lane, D = Time Disallowed

6 -	36.345	87.6	20.333	117.1	29.324	73.0	26.733	112.5	1:52.735	77.70	1.551	14:32:21.648
7 -	35.829	86.8	20.639	116.5	29.611	70.1	26.667	112.5	1:52.746	77.69	1.562	14:34:14.394
8 -	36.182	88.0	20.487	117.3	29.206	71.0	26.447	113.9	1:52.322	77.98	1.138	14:36:06.716
9 -	35.723	86.8	20.389	117.3	29.134	71.5	26.721	112.7	1:51.967	78.23	0.783	14:37:58.683
10 -	35.601	88.1	20.292	116.9	29.127	73.3	26.505	112.7	1:51.525 (2)	78.54	0.341	14:39:50.208
11 -	35.696	88.4	20.376	116.1	29.566	71.8	26.700	112.5	1:52.338	77.97	1.154	14:41:42.546
12 -	36.205	83.5	20.578	118.5	29.307	69.9	27.197	112.0	1:53.287	77.32	2.103	14:43:35.833

P9 69 S		Rhys IRWIN		Honda NSF - Motorcycling Ireland by Irwin Racing								
IDEAL LAP TIME : 1:50.390		BEST LAP TIME : 1:50.435		DIFFERENCE : 0.045								
LAP	SECTOR 1	SECTOR 2		SECTOR 3		SECTOR 4		LAP TIME	MPH	DIFF	TIME OF DAY	
1 -		80.7	21.031	116.7	31.337	64.3	26.907	116.3	2:05.445	69.82	15.010	14:23:03.422
2 -	36.416	85.2	20.127	118.1	30.754	64.8	26.807	117.1	1:54.104	76.77	3.669	14:24:57.526
3 -	36.783	86.5	20.346	118.9	29.682	69.9	26.665	114.5	1:53.476	77.19	3.041	14:26:51.002
4 -	35.464	88.6	20.151	119.6	29.292	70.4	26.721	114.7	1:51.628 (2)	78.47	1.193	14:28:42.630
5 -	35.197	87.7	19.905	120.4	28.968	72.8	26.365	115.7	1:50.435 (1)	79.32		14:30:33.065
6 -	35.168	84.8	20.112	116.3	29.741	67.9	26.615	114.7	1:51.636 (3)	78.46	1.201	14:32:24.701
7 -	35.222	86.8	20.414	119.8	30.028	67.0	26.489	115.1	1:52.153	78.10	1.718	14:34:16.854
8 -	35.461	83.1	20.435	119.6	29.827	70.1	26.579	115.3	1:52.302	78.00	1.867	14:36:09.156
9 -	35.757	81.1	20.600	117.7	30.025	63.9	26.552	114.9	1:52.934	77.56	2.499	14:38:02.090
10 -	35.436	84.8	20.261	117.9	29.897	67.9	26.349	115.7	1:51.943	78.25	1.508	14:39:54.033
11 -	35.991	82.2	20.511	114.3	30.331	69.1	26.826	114.5	1:53.659	77.07	3.224	14:41:47.692
12 -	36.950	81.9	20.516	114.9	30.288	65.9	27.750	108.4	1:55.504	75.84	5.069	14:43:43.196

P10 54		Sam BURMAN		KTM - TeamWNT / Burman Racing								
IDEAL LAP TIME : 1:50.955		BEST LAP TIME : 1:51.012		DIFFERENCE : 0.057								
LAP	SECTOR 1	SECTOR 2		SECTOR 3		SECTOR 4		LAP TIME	MPH	DIFF	TIME OF DAY	
1 -		77.7	20.840	114.9	30.791	70.7	26.911	114.5	2:03.899	70.70	12.887	14:23:01.876
2 -	36.776	84.9	20.483	117.9	31.841	65.1	26.874	118.5	1:55.974	75.53	4.962	14:24:57.850
3 -	37.119	86.0	20.334	114.1	31.563	70.1	26.423	119.8	1:55.439	75.88	4.427	14:26:53.289
4 -	35.964	89.4	20.003	120.4	30.248	74.6	26.187	118.9	1:52.402	77.93	1.390	14:28:45.691
5 -	35.990	89.9	19.828	114.7	30.604	70.6	26.164	119.4	1:52.586	77.80	1.574	14:30:38.277
6 -	36.455	86.5	20.205	113.1	30.657	71.2	26.604	113.5	1:53.921	76.89	2.909	14:32:32.198
7 -	36.383	90.0	20.036	120.9	30.633	71.6	26.535	117.3	1:53.587	77.12	2.575	14:34:25.785
8 -	36.463	83.7	20.199	118.9	31.046	71.2	25.993	118.5	1:53.701	77.04	2.689	14:36:19.486
9 -	35.843	87.8	20.105	121.1	30.015	70.7	26.083	119.1	1:52.046 (3)	78.18	1.034	14:38:11.532
10 -	35.558	89.0	19.659	120.2	30.027	73.9	25.876	118.9	1:51.120 (2)	78.83	0.108	14:40:02.652
11 -	35.563	91.4	19.506	121.3	30.053	74.2	25.890	118.1	1:51.012 (1)	78.90		14:41:53.664
12 -	36.707	82.8	20.712	117.7	30.107	73.0	26.291	117.7	1:53.817	76.96	2.805	14:43:47.481

P11 20 S		Jack HART		Honda NSF - Wilson Racing								
IDEAL LAP TIME : 1:52.255		BEST LAP TIME : 1:52.590		DIFFERENCE : 0.335								
LAP	SECTOR 1	SECTOR 2		SECTOR 3		SECTOR 4		LAP TIME	MPH	DIFF	TIME OF DAY	
1 -		76.6	21.675	109.4	32.269	62.1	27.967	112.9	2:07.587	68.65	14.997	14:23:05.564
2 -	38.201	79.8	20.984	109.4	31.571	65.7	27.708	113.7	1:58.464	73.94	5.874	14:25:04.028
3 -	37.026	86.4	20.955	114.7	30.926	65.8	27.589	113.1	1:56.496	75.19	3.906	14:27:00.524
4 -	36.967	82.6	20.648	115.1	30.900	68.0	27.039	113.5	1:55.554	75.80	2.964	14:28:56.078
5 -	36.239	85.9	20.779	108.5	30.694	68.4	27.194	114.1	1:54.906	76.23	2.316	14:30:50.984
6 -	36.397	88.0	20.323	116.3	30.409	70.6	26.712	114.1	1:53.841	76.94	1.251	14:32:44.825
7 -	36.871	83.6	20.547	115.7	30.039	67.7	27.020	114.7	1:54.477	76.52	1.887	14:34:39.302
8 -	36.462	80.3	20.515	116.7	30.196	71.4	26.959	111.2	1:54.132	76.75	1.542	14:36:33.434
9 -	35.472	84.8	20.273	117.1	30.186	73.4	26.730	112.4	1:52.661 (2)	77.75	0.071	14:38:26.095
10 -	35.562	85.8	20.145	118.7	30.062	70.6	26.821	112.0	1:52.590 (1)	77.80		14:40:18.685
11 -	35.725	86.5	20.452	116.9	29.926	73.3	26.961	110.7	1:53.064 (3)	77.47	0.474	14:42:11.749
12 -	35.893	84.9	20.670	115.3	30.616	70.8	27.016	110.9	1:54.195	76.70	1.605	14:44:05.944

P12 95 S		Ross TURNER		Honda NSF - RedRat Racing								
IDEAL LAP TIME : 1:53.030		BEST LAP TIME : 1:53.705		DIFFERENCE : 0.675								
LAP	SECTOR 1	SECTOR 2		SECTOR 3		SECTOR 4		LAP TIME	MPH	DIFF	TIME OF DAY	
1 -		77.1	20.835	114.5	30.499	67.6	27.326	113.3	2:03.237	71.08	9.532	14:23:01.214

Weather / Track : Drizzle / Wet

Brands Hatch GP

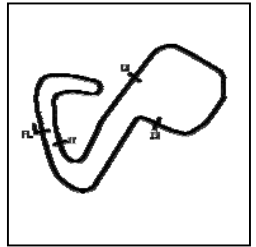
Circuit Length = 2.4332 miles

Start: 14:20 Flag 14:42 End: 14:44

2018 Bennetts British Superbike Championship - Round 12

2018 HEL Performance British Motostar Championship

RACE 11 - SECTOR ANALYSIS



SECTOR 1 = FL to I1, SECTOR 2 = I1 to I2 SECTOR 3 = I2 to I3, SECTOR 4 = I3 to FL, DIFF = Difference To Personal Best Lap, P = Crossed Finish Line in Pit Lane, D = Time Disallowed

2 -	36.483	80.9	20.910	117.1	30.821	68.1	27.615	111.8	1:55.829	75.62	2.124	14:24:57.043
3 -	37.212	84.5	21.012	114.1	30.370	70.7	27.207	113.3	1:55.801	75.64	2.096	14:26:52.844
4 -	35.927	83.6	20.817	116.5	30.227	72.7	26.899	112.9	1:53.870 (2)	76.92	0.165	14:28:46.714
5 -	35.804	83.7	20.816	117.3	29.981	71.3	27.104	112.4	1:53.705 (1)	77.04		14:30:40.419
6 -	36.610	84.3	20.579	117.3	30.061	73.8	27.352	112.4	1:54.602	76.43	0.897	14:32:35.021
7 -	36.209	85.1	20.503	117.3	30.254	70.5	27.691	112.0	1:54.657	76.40	0.952	14:34:29.678
8 -	36.486	83.9	20.922	117.3	30.560	70.7	27.793	111.6	1:55.761	75.67	2.056	14:36:25.439
9 -	36.899	84.7	20.803	116.5	30.673	70.7	27.690	111.4	1:56.065	75.47	2.360	14:38:21.504
10 -	36.886	83.7	20.840	117.1	30.629	68.6	27.934	110.7	1:56.289	75.32	2.584	14:40:17.793
11 -	36.635	81.7	20.962	117.1	29.824	73.7	27.238	112.5	1:54.659	76.39	0.954	14:42:12.452
12 -	35.844	85.7	20.558	117.3	30.364	70.5	27.322	111.4	1:54.088 (3)	76.78	0.383	14:44:06.540

P13 23 S Osian JONES

Honda NSF - Wilson Racing

IDEAL LAP TIME : 1:52.524

BEST LAP TIME : 1:52.728

DIFFERENCE : 0.204

LAP	SECTOR 1	SECTOR 2	SECTOR 3	SECTOR 4	LAP TIME	MPH	DIFF	TIME OF DAY				
1 -	76.6	21.454	109.2	33.237	59.2	28.082	113.1	2:10.335	67.21	17.607	14:23:08.312	
2 -	38.885	80.5	20.812	114.7	31.371	63.8	27.203	114.9	1:58.271	74.06	5.543	14:25:06.583
3 -	37.545	78.6	20.742	110.0	32.348	63.7	27.383	113.5	1:58.018	74.22	5.290	14:27:04.601
4 -	37.394	80.8	20.722	111.4	31.190	64.5	27.125	112.0	1:56.431	75.23	3.703	14:29:01.032
5 -	36.601	82.7	20.637	114.5	30.340	65.7	26.912	112.2	1:54.490	76.51	1.762	14:30:55.522
6 -	36.657	84.7	20.448	115.9	30.259	69.3	26.899	113.1	1:54.263	76.66	1.535	14:32:49.785
7 -	36.530	85.1	20.500	116.1	29.795	67.5	26.842	113.3	1:53.667	77.06	0.939	14:34:43.452
8 -	36.313	87.0	20.457	116.5	29.544	70.7	26.414	116.5	1:52.728 (1)	77.70		14:36:36.180
9 -	36.148	80.5	20.551	117.3	29.921	65.3	26.538	115.3	1:53.158 (2)	77.41	0.430	14:38:29.338
10 -	37.022	80.7	20.889	117.1	30.131	68.6	26.925	112.9	1:54.967	76.19	2.239	14:40:24.305
11 -	36.405	82.4	20.590	118.5	29.674	70.1	26.727	113.9	1:53.396 (3)	77.25	0.668	14:42:17.701
12 -	36.685	80.2	20.664	118.1	29.514	69.7	26.683	113.1	1:53.546	77.14	0.818	14:44:11.247

P14 16 S Harvey CLARIDGE

Honda NSF - Nova Racing / SP125

IDEAL LAP TIME : 1:52.676

BEST LAP TIME : 1:53.228

DIFFERENCE : 0.552

LAP	SECTOR 1	SECTOR 2	SECTOR 3	SECTOR 4	LAP TIME	MPH	DIFF	TIME OF DAY				
1 -	76.6	21.838	113.1	31.933	61.6	27.877	114.3	2:07.612	68.64	14.384	14:23:05.589	
2 -	37.476	82.2	20.965	115.9	31.191	62.9	27.281	115.7	1:56.913	74.92	3.685	14:25:02.502
3 -	37.847	84.9	21.079	118.7	30.385	65.2	27.653	114.9	1:56.964	74.89	3.736	14:26:59.466
4 -	36.808	86.7	20.746	117.9	30.553	66.9	27.234	113.1	1:55.341	75.94	2.113	14:28:54.807
5 -	36.494	89.1	20.647	114.5	30.364	68.6	26.981	112.7	1:54.486	76.51	1.258	14:30:49.293
6 -	36.534	85.1	20.690	115.7	30.650	66.9	27.070	115.9	1:54.944	76.20	1.716	14:32:44.237
7 -	37.170	88.7	20.693	118.7	29.902	68.7	26.904	114.5	1:54.669	76.39	1.441	14:34:38.906
8 -	39.760	83.6	21.130	118.3	29.471	74.8	26.711	114.9	1:57.072	74.82	3.844	14:36:35.978
9 -	35.940	82.6	20.652	119.4	30.013	68.1	26.623	114.5	1:53.228 (1)	77.36		14:38:29.206
10 -	36.971	83.9	21.014	118.3	29.700	72.7	26.835	113.1	1:54.520	76.49	1.292	14:40:23.726
11 -	36.190	87.2	20.642	118.1	29.783	73.2	26.903	112.9	1:53.518 (2)	77.16	0.290	14:42:17.244
12 -	36.317	89.2	20.866	117.9	29.769	72.0	27.091	115.3	1:54.043 (3)	76.81	0.815	14:44:11.287

P15 56 S Charlie ATKINS

Honda NSF - Wilson Racing

IDEAL LAP TIME : 1:53.607

BEST LAP TIME : 1:54.013

DIFFERENCE : 0.406

LAP	SECTOR 1	SECTOR 2	SECTOR 3	SECTOR 4	LAP TIME	MPH	DIFF	TIME OF DAY				
1 -	76.4	21.364	110.1	31.995	63.5	27.935	108.7	2:06.818	69.07	12.805	14:23:04.795	
2 -	37.758	82.2	20.995	114.7	31.365	64.5	27.484	110.3	1:57.602	74.48	3.589	14:25:02.397
3 -	36.985	86.4	20.934	115.3	31.112	66.1	27.630	110.9	1:56.661	75.08	2.648	14:26:59.058
4 -	36.549	88.1	21.013	113.1	30.708	67.5	27.250	110.1	1:55.520	75.82	1.507	14:28:54.578
5 -	37.426	87.1	20.802	116.1	30.739	68.4	27.243	110.5	1:56.210	75.37	2.197	14:30:50.788
6 -	37.206	86.2	20.662	116.5	30.415	68.5	27.099	110.7	1:55.382	75.92	1.369	14:32:46.170
7 -	36.540	84.9	20.847	116.3	30.085	70.1	27.005	111.6	1:54.477	76.52	0.464	14:34:40.647
8 -	36.688	82.6	20.907	115.7	30.175	69.6	26.941	111.1	1:54.711	76.36	0.698	14:36:35.358
9 -	36.237	87.6	20.523	115.7	30.109	70.7	27.144	110.0	1:54.013 (1)	76.83		14:38:29.371
10 -	37.497	84.3	20.672	117.1	30.352	68.7	27.222	110.0	1:55.743	75.68	1.730	14:40:25.114
11 -	36.274	88.1	20.711	116.3	30.266	70.5	26.995	110.7	1:54.246 (2)	76.67	0.233	14:42:19.360
12 -	36.178	86.7	20.793	114.5	29.965	71.3	27.391	109.4	1:54.327 (3)	76.62	0.314	14:44:13.687

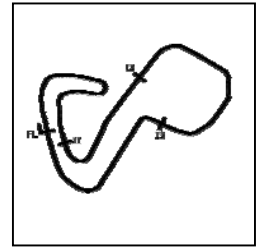
Weather / Track : Drizzle / Wet

Brands Hatch GP

Circuit Length = 2.4332 miles

Start: 14:20 Flag 14:42 End: 14:44

RACE 11 - SECTOR ANALYSIS



SECTOR 1 = FL to I1, SECTOR 2 = I1 to I2 SECTOR 3 = I2 to I3, SECTOR 4 = I3 to FL, DIFF = Difference To Personal Best Lap, P = Crossed Finish Line in Pit Lane, D = Time Disallowed

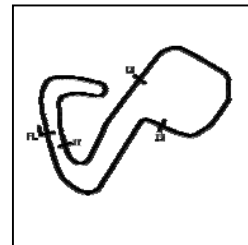
P16 18 S		Jodie FIELDHOUSE				Honda NSF - Go PINK Racing						
IDEAL LAP TIME : 1:56.648		BEST LAP TIME : 1:56.648				DIFFERENCE : 0.000						
LAP	SECTOR 1	SECTOR 2		SECTOR 3		SECTOR 4		LAP TIME	MPH	DIFF	TIME OF DAY	
1 -		76.0	21.347	111.6	33.013	62.4	28.132	111.4	2:09.690	67.54	13.042	14:23:07.667
2 -	39.128	83.8	21.051	112.7	32.056	62.1	27.783	113.5	2:00.018	72.98	3.370	14:25:07.685
3 -	38.796	83.4	21.153	113.5	31.748	64.1	27.822	113.5	1:59.519	73.29	2.871	14:27:07.204
4 -	37.953	82.9	21.221	112.4	31.683	65.0	27.698	113.1	1:58.555 (3)	73.88	1.907	14:29:05.759
5 -	37.221	85.3	20.948	115.7	31.052	65.7	27.427	114.1	1:56.648 (1)	75.09		14:31:02.407
6 -	37.700	80.3	21.363	111.4	31.378	62.7	27.884	112.0	1:58.325 (2)	74.03	1.677	14:33:00.732
7 -	38.933	86.3	20.970	117.9	31.359	64.9	27.756	113.3	1:59.018	73.60	2.370	14:34:59.750
8 -	38.732	80.9	21.296	116.9	32.110	62.4	28.167	112.4	2:00.305	72.81	3.657	14:37:00.055
9 -	38.474	77.6	21.116	109.8	32.138	62.4	28.259	112.5	1:59.987	73.00	3.339	14:39:00.042
10 -	38.742	79.7	21.584	110.5	32.400	59.1	29.356	110.3	2:02.082	71.75	5.434	14:41:02.124
11 -	39.360	85.2	21.161	113.3	32.140	60.5	28.705	110.5	2:01.366	72.17	4.718	14:43:03.490

P17 17 S		Franco BOURNE				Honda NSF - Franco Bourne Racing						
IDEAL LAP TIME : 1:54.688		BEST LAP TIME : 1:55.029				DIFFERENCE : 0.341						
LAP	SECTOR 1	SECTOR 2		SECTOR 3		SECTOR 4		LAP TIME	MPH	DIFF	TIME OF DAY	
1 -		74.7	22.138	112.9	31.857	67.6	28.559	108.4	3:26.145	42.49	1:31.116	14:24:24.122
2 -	37.875	80.4	21.606	113.3	31.246	66.7	28.591	107.7	1:59.318	73.41	4.289	14:26:23.440
3 -	38.251	80.5	21.381	113.9	30.709	68.5	27.605	109.6	1:57.946	74.26	2.917	14:28:21.386
4 -	36.726	84.6	21.584	116.3	30.392	67.9	27.424	110.1	1:56.126	75.43	1.097	14:30:17.512
5 -	37.290	82.0	21.664	113.5	30.629	67.4	27.591	110.0	1:57.174	74.75	2.145	14:32:14.686
6 -	36.603	83.2	21.096	114.3	30.815	67.0	27.515	109.4	1:56.029	75.49	1.000	14:34:10.715
7 -	36.733	83.5	20.876	115.1	30.692	68.6	27.516	110.0	1:55.817 (3)	75.63	0.788	14:36:06.532
8 -	36.707	80.8	21.209	114.9	30.681	69.3	27.260	110.0	1:55.857	75.60	0.828	14:38:02.389
9 -	36.756	78.7	21.064	115.3	30.117	71.6	27.092	110.0	1:55.029 (1)	76.15		14:39:57.418
10 -	36.693	81.4	21.101	114.5	30.644	69.4	27.529	109.6	1:55.967	75.53	0.938	14:41:53.385
11 -	36.808	84.7	21.040	112.9	30.359	71.1	27.202	109.6	1:55.409 (2)	75.90	0.380	14:43:48.794

P18 39		Connor SELLORS				Mahindra - Microlise Cresswell Racing						
IDEAL LAP TIME : 1:48.686		BEST LAP TIME : 1:49.642				DIFFERENCE : 0.956						
LAP	SECTOR 1	SECTOR 2		SECTOR 3		SECTOR 4		LAP TIME	MPH	DIFF	TIME OF DAY	
1 -		77.6	20.947	110.9	30.429	68.2	26.586	117.7	2:02.174	71.69	12.532	14:23:00.151
2 -	35.808	81.4	20.307	117.5	29.795	67.7	26.336	117.1	1:52.246	78.04	2.604	14:24:52.397
3 -	35.521	85.8	20.029	119.8	29.188	71.0	25.718	117.1	1:50.456	79.30	0.814	14:26:42.853
4 -	34.879	87.8	19.819	118.7	29.098	71.6	25.846	117.5	1:49.642 (1)	79.89		14:28:32.495
5 -	35.472	85.7	20.068	120.9	29.565	68.4	26.223	117.3	1:51.328	78.68	1.686	14:30:23.823
6 -	35.365	88.6	19.757	115.1	29.084	71.6	25.732	117.3	1:49.938 (3)	79.67	0.296	14:32:13.761
7 -	35.200	86.5	19.818	120.9	28.979	69.6	25.934	117.3	1:49.931 (2)	79.68	0.289	14:34:03.692
8 -	35.303	89.0	19.844	115.3	29.106	71.1	25.727	117.1	1:49.980	79.64	0.338	14:35:53.672
9 -	35.494	87.3	19.608	118.3	28.938	71.4	25.998	116.9	1:50.038	79.60	0.396	14:37:43.710
10 -	35.497	84.5	20.073	115.9	29.233	70.4	26.235	115.5	1:51.038	78.89	1.396	14:39:34.748
11 -	35.489	88.5	19.704	120.4	29.982	68.5	25.472	118.5	1:50.647	79.16	1.005	14:41:25.395

P19 15		Eugene McMANUS				KTM - RS Racing						
IDEAL LAP TIME : 1:47.959		BEST LAP TIME : 1:48.747				DIFFERENCE : 0.788						
LAP	SECTOR 1	SECTOR 2		SECTOR 3		SECTOR 4		LAP TIME	MPH	DIFF	TIME OF DAY	
1 -		90.9	19.433	124.7	29.482	73.0	25.758	124.0	1:55.983	75.52	7.236	14:22:53.960
2 -	34.990	92.1	19.572	128.3	30.074	70.4	25.624	123.8	1:50.260	79.44	1.513	14:24:44.220
3 -	35.589	90.1	19.582	128.3	29.467	72.3	25.952	122.6	1:50.590	79.21	1.843	14:26:34.810
4 -	35.481	92.1	19.451	128.0	29.412	72.4	25.617	123.1	1:49.961	79.66	1.214	14:28:24.771
5 -	34.531	91.4	19.642	128.8	29.006	73.8	25.568	122.6	1:48.747 (1)	80.55		14:30:13.518
6 -	35.437	91.1	19.507	125.4	28.804	73.3	25.858	122.2	1:49.606	79.92	0.859	14:32:03.124
7 -	36.240	89.8	19.769	128.3	28.710	74.8	25.922	121.3	1:50.641	79.17	1.894	14:33:53.765
8 -	34.913	93.5	19.602	127.3	28.997	74.9	25.470	122.6	1:48.982 (3)	80.37	0.235	14:35:42.747
9 -	35.163	92.3	19.415	129.3	29.002	73.8	25.681	122.4	1:49.261	80.17	0.514	14:37:32.008
10 -	34.886	89.5	19.708	126.1	29.025	75.9	25.303	122.6	1:48.922 (2)	80.42	0.175	14:39:20.930

RACE 11 - SECTOR ANALYSIS



SECTOR 1 = FL to I1, SECTOR 2 = I1 to I2 SECTOR 3 = I2 to I3, SECTOR 4 = I3 to FL, DIFF = Difference To Personal Best Lap, P = Crossed Finish Line in Pit Lane, D = Time Disallowed

P20		21 S		Daniel BROOKS				Honda NSF - Daniel Brooks Racing				
IDEAL LAP TIME : 1:52.060		BEST LAP TIME : 1:52.947				DIFFERENCE : 0.887						
LAP	SECTOR 1	SECTOR 2		SECTOR 3		SECTOR 4		LAP TIME	MPH	DIFF	TIME OF DAY	
1 -		77.9	20.879	117.1	30.364	62.7	27.446	113.1	2:03.808	70.75	10.861	14:23:01.785
2 -	36.552	82.4	20.881	114.7	30.414	66.9	27.570	112.4	1:55.417	75.89	2.470	14:24:57.202
3 -	36.903	85.7	20.749	118.7	29.887	67.6	26.869	112.4	1:54.408	76.56	1.461	14:26:51.610
4 -	36.237	86.4	20.382	117.1	29.404	66.4	26.924	112.2	1:52.947 (1)	77.55		14:28:44.557
5 -	36.063	88.0	20.545	117.3	29.850	67.3	26.893	112.5	1:53.351	77.28	0.404	14:30:37.908
6 -	36.210	86.0	20.652	116.3	30.314	66.7	27.027	111.4	1:54.203	76.70	1.256	14:32:32.111
7 -	36.174	85.5	20.465	115.1	30.745	67.0	26.531	113.9	1:53.915	76.89	0.968	14:34:26.026
8 -	35.937	79.6	20.603	113.7	30.037	66.3	26.467	112.2	1:53.044 (2)	77.49	0.097	14:36:19.070
9 -	35.947	85.2	20.922	115.1	29.835	65.2	26.416	112.9	1:53.120 (3)	77.43	0.173	14:38:12.190

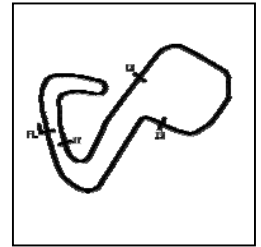
P21		57 S		Josh HIATT				Honda NSF - SorryMate.com				
IDEAL LAP TIME : 1:53.437		BEST LAP TIME : 1:53.584				DIFFERENCE : 0.147						
LAP	SECTOR 1	SECTOR 2		SECTOR 3		SECTOR 4		LAP TIME	MPH	DIFF	TIME OF DAY	
1 -		79.7	21.687	118.5	31.372	66.5	28.220	113.9	2:08.053	68.40	14.469	14:23:06.030
2 -	37.306	85.1	20.886	118.1	31.205	61.8	27.590	114.3	1:56.987	74.87	3.403	14:25:03.017
3 -	38.083	82.1	21.797	117.7	30.499	64.0	27.317	113.9	1:57.696	74.42	4.112	14:27:00.713
4 -	36.533	86.0	20.532	117.5	30.406	68.3	26.902	113.9	1:54.373 (2)	76.59	0.789	14:28:55.086
5 -	37.172	86.5	20.581	119.1	30.118	69.6	26.836	112.9	1:54.707	76.36	1.123	14:30:49.793
6 -	36.526	85.8	20.536	115.1	30.543	65.5	26.926	112.9	1:54.531 (3)	76.48	0.947	14:32:44.324
7 -	37.483	84.6	20.535	115.7	30.455	68.1	26.773	112.9	1:55.246	76.00	1.662	14:34:39.570
8 -	36.614	83.4	21.032	116.5	30.268	71.0	26.983	112.5	1:54.897	76.24	1.313	14:36:34.467
9 -	36.171	90.9	20.427	117.9	30.066	70.7	26.920	112.4	1:53.584 (1)	77.12		14:38:28.051

P22		22 S		Ross MAGUIRE				Honda NSF - Banks Racing / MotoEngineering				
IDEAL LAP TIME : 1:53.470		BEST LAP TIME : 1:54.041				DIFFERENCE : 0.571						
LAP	SECTOR 1	SECTOR 2		SECTOR 3		SECTOR 4		LAP TIME	MPH	DIFF	TIME OF DAY	
1 -		76.0	22.400	108.4	32.381	58.1	27.967	113.3	2:08.317	68.26	14.276	14:23:06.294
2 -	37.819	81.5	20.708	112.0	31.635	63.1	27.678	113.7	1:57.840	74.33	3.799	14:25:04.134
3 -	37.195	82.9	21.051	115.7	30.811	63.8	27.231	113.7	1:56.288	75.32	2.247	14:27:00.422
4 -	36.459	82.7	20.371	112.2	30.442	63.2	27.219	111.8	1:54.491 (3)	76.51	0.450	14:28:54.913
5 -	37.143	87.1	20.394	117.3	30.111	66.3	26.763	112.5	1:54.411 (2)	76.56	0.370	14:30:49.324
6 -	36.764	83.6	20.460	117.7	30.365	64.8	27.139	112.7	1:54.728	76.35	0.687	14:32:44.052
7 -	36.701	84.4	20.221	117.7	30.027	68.3	27.092	112.2	1:54.041 (1)	76.81		14:34:38.093

P23		50 S		Aditya BEHAL				Honda NSF - Microlise Cresswell Racing				
IDEAL LAP TIME : 1:54.395		BEST LAP TIME : 1:54.403				DIFFERENCE : 0.008						
LAP	SECTOR 1	SECTOR 2		SECTOR 3		SECTOR 4		LAP TIME	MPH	DIFF	TIME OF DAY	
1 -		78.7	21.638	115.7	31.842	62.8	27.678	111.6	2:06.735	69.11	12.332	14:23:04.712
2 -	37.310	84.3	20.942	118.5	30.913	66.2	27.270	111.8	1:56.435	75.23	2.032	14:25:01.147
3 -	36.922	89.5	20.903	116.3	30.795	65.4	27.336	111.1	1:55.956	75.54	1.553	14:26:57.103
4 -	36.906	89.0	20.592	116.5	30.538	69.1	27.399	111.1	1:55.435 (2)	75.88	1.032	14:28:52.538
5 -	36.832	90.3	20.705	116.1	30.670	67.7	27.297	111.4	1:55.504 (3)	75.84	1.101	14:30:48.042
6 -	36.978	87.6	20.912	117.1	30.486	68.4	27.333	111.2	1:55.709	75.70	1.306	14:32:43.751
7 -	36.280	89.4	20.592	117.1	30.253	71.2	27.278	112.7	1:54.403 (1)	76.57		14:34:38.154

P24		14		Jack NIXON				KTM - Santander Salt				
IDEAL LAP TIME : 1:47.952		BEST LAP TIME : 1:48.588				DIFFERENCE : 0.636						
LAP	SECTOR 1	SECTOR 2		SECTOR 3		SECTOR 4		LAP TIME	MPH	DIFF	TIME OF DAY	
1 -		87.8	19.359	120.9	29.374	70.6	25.558	121.5	1:56.087	75.45	7.499	14:22:54.064
2 -	35.036	87.9	19.427	126.1	29.644	71.4	25.815	121.1	1:49.922	79.69	1.334	14:24:43.986
3 -	36.553	88.4	19.212	126.8	29.465	69.9	25.835	121.3	1:51.065	78.87	2.477	14:26:35.051
4 -	35.265	90.9	19.520	125.9	28.964	72.4	25.581	122.2	1:49.330 (2)	80.12	0.742	14:28:24.381
5 -	34.622	89.2	19.556	126.1	28.798	72.9	25.612	121.1	1:48.588 (1)	80.67		14:30:12.969
6 -	36.167	86.7	19.327	127.0	28.560	72.8	25.623	121.3	1:49.677 (3)	79.86	1.089	14:32:02.646

RACE 11 - SECTOR ANALYSIS



SECTOR 1 = FL to I1, SECTOR 2 = I1 to I2 SECTOR 3 = I2 to I3, SECTOR 4 = I3 to FL, DIFF = Difference To Personal Best Lap, P = Crossed Finish Line in Pit Lane, D = Time Disallowed

P25		13 S		Jacob CLARK				Honda NSF - Wilson Racing				
IDEAL LAP TIME : 1:53.503		BEST LAP TIME : 1:53.549				DIFFERENCE : 0.046						
LAP	SECTOR 1	SECTOR 2		SECTOR 3		SECTOR 4		LAP TIME	MPH	DIFF	TIME OF DAY	
1 -		77.9	21.501	108.7	32.151	62.3	28.234	112.5	2:08.169	68.34	14.620	14:23:06.146
2 -	37.858	82.6	20.749	110.0	30.732	65.4	27.699	111.6	1:57.038	74.84	3.489	14:25:03.184
3 -	38.073	80.4	20.766	113.9	29.897	66.9	27.232	109.4	1:55.968	75.53	2.419	14:26:59.152
4 -	36.557	86.7	20.456	112.2	29.943	67.9	26.593	112.2	1:53.549 (1)	77.14		14:28:52.701
5 -	36.957	86.1	20.671	109.1	30.685	65.4	27.126	109.2	1:55.439 (2)	75.88	1.890	14:30:48.140
6 -	37.186	85.8	20.782	112.5	30.623	66.9	27.215	109.8	1:55.806 (3)	75.64	2.257	14:32:43.946

P26		25 S		Thomas STRUDWICK				Honda NSF - Case Moto Rapido Moto3				
IDEAL LAP TIME : 1:50.425		BEST LAP TIME : 1:50.425				DIFFERENCE : 0.000						
LAP	SECTOR 1	SECTOR 2		SECTOR 3		SECTOR 4		LAP TIME	MPH	DIFF	TIME OF DAY	
1 -		90.4	19.969	118.5	30.530	72.1	26.812	112.9	1:59.785	73.12	9.360	14:22:57.762
2 -	35.774	90.6	19.907	118.5	30.288	72.3	26.689	113.1	1:52.658	77.75	2.233	14:24:50.420
3 -	35.895	92.1	19.803	119.1	30.075	76.5	26.704	112.9	1:52.477 (3)	77.88	2.052	14:26:42.897
4 -	35.427	90.8	19.696	120.4	29.554	77.6	26.306	113.3	1:50.983 (2)	78.92	0.558	14:28:33.880
5 -	35.101	92.1	19.660	120.0	29.545	77.1	26.119	114.9	1:50.425 (1)	79.32		14:30:24.305

P27		7		Edmund BEST				KTM - SymCirrus Motorsport				
IDEAL LAP TIME : 1:48.862		BEST LAP TIME : 1:49.127				DIFFERENCE : 0.265						
LAP	SECTOR 1	SECTOR 2		SECTOR 3		SECTOR 4		LAP TIME	MPH	DIFF	TIME OF DAY	
1 -		94.5	20.082	122.0	29.128	73.2	25.694	120.0	1:56.502	75.19	7.375	14:22:54.479
2 -	35.212	92.0	19.706	124.7	29.015	73.3	26.026	119.4	1:49.959 (2)	79.66	0.832	14:24:44.438
3 -	36.215	90.1	20.716	122.9	28.759	73.5	25.849	118.9	1:51.539 (3)	78.53	2.412	14:26:35.977
4 -	34.790	93.2	19.971	123.3	28.693	72.6	25.673	119.6	1:49.127 (1)	80.27		14:28:25.104

P28		66 S		Annabel THOMAS				Honda NSF - Four Anjels Racing				
IDEAL LAP TIME : 1:56.834		BEST LAP TIME : 1:57.205				DIFFERENCE : 0.371						
LAP	SECTOR 1	SECTOR 2		SECTOR 3		SECTOR 4		LAP TIME	MPH	DIFF	TIME OF DAY	
1 -		76.6	21.152	111.4	33.016	61.3	28.317	110.9	2:10.256	67.25	13.051	14:23:08.233
2 -	38.075	85.0	21.043	113.3	31.197	66.3	27.737	109.8	1:58.052 (2)	74.20	0.847	14:25:06.285
3 -	37.397	85.1	21.032	110.5	32.148	66.5	27.717	109.1	1:58.294 (3)	74.05	1.089	14:27:04.579
4 -	37.768	80.4	20.888	113.7	31.142	65.0	27.407	110.0	1:57.205 (1)	74.73		14:29:01.784

P29		11		Dan JONES				KTM - SymCirrus Motorsport				
IDEAL LAP TIME : 1:46.573		BEST LAP TIME : 1:46.573				DIFFERENCE : 0.000						
LAP	SECTOR 1	SECTOR 2		SECTOR 3		SECTOR 4		LAP TIME	MPH	DIFF	TIME OF DAY	
1 -		94.3	19.463	125.2	28.647	75.4	25.482	121.3	1:55.147	76.07	8.574	14:22:53.124
2 -	34.249	94.1	19.256	125.9	28.006	79.2	25.062	121.5	1:46.573 (1)	82.19		14:24:39.697

P30		30 S		Max COOK				Honda NSF - Wilson Racing				
IDEAL LAP TIME : 1:52.893		BEST LAP TIME : 1:52.939				DIFFERENCE : 0.046						
LAP	SECTOR 1	SECTOR 2		SECTOR 3		SECTOR 4		LAP TIME	MPH	DIFF	TIME OF DAY	
1 -		85.7	20.677	115.3	29.809	74.5	26.522	112.4	2:12.289	66.21	19.350	14:23:10.266
2 -	36.749	86.7	20.188	118.7	29.434	67.5	26.568	115.5	1:52.939 (1)	77.56		14:25:03.205

P31		19 S		Scott OGDEN				Honda NSF - Wilson Racing				
IDEAL LAP TIME :		BEST LAP TIME :				DIFFERENCE :						
LAP	SECTOR 1	SECTOR 2		SECTOR 3		SECTOR 4		LAP TIME	MPH	DIFF	TIME OF DAY	
1 -		86.7	21.082	116.1	29.242	67.7	26.835	113.7	2:00.402	72.75		14:22:58.379

MCRCB BULLETIN TK299**2018 Bennetts British Superbike Championship - Round 12****2018 HEL Performance British Motostar Championship****RACE 11 - BEST SECTORS**

SECTOR 1			SECTOR 2			SECTOR 3			SECTOR 4			IDEAL / BEST COMPARISON						
POS	NO	NAME	TIME	NO	NAME	TIME	NO	NAME	TIME	NO	NAME	IDEAL	BEST	DIFF				
												PERFECT LAP 1:45.082						
1	55	SCOTT	33.611	1	ARCHER	18.779	1	ARCHER	27.657	1	ARCHER	25.035	1	1	ARCHER	1:45.246	1:45.246	0.000
2	1	ARCHER	33.775	64	DURHAM	19.149	11	JONES	28.006	11	JONES	25.062	2	55	SCOTT	1:46.447	1:46.486	0.039
3	11	JONES	34.249	55	SCOTT	19.159	55	SCOTT	28.342	15	McMANUS	25.303	3	11	JONES	1:46.573	1:46.573	0.000
4	64	DURHAM	34.388	8	LODGE	19.190	14	NIXON	28.560	55	SCOTT	25.335	4	14	NIXON	1:47.952	1:48.588	0.636
5	79	STACEY	34.419	14	NIXON	19.212	79	STACEY	28.639	39	SELLORS	25.472	5	15	McMANUS	1:47.959	1:48.747	0.788
6	15	McMANUS	34.531	11	JONES	19.256	7	BEST	28.693	14	NIXON	25.558	6	79	STACEY	1:48.214	1:48.818	0.604
7	14	NIXON	34.622	48	PINFOLD	19.415	15	McMANUS	28.710	79	STACEY	25.654	7	64	DURHAM	1:48.303	1:48.863	0.560
8	7	BEST	34.790	15	McMANUS	19.415	39	SELLORS	28.727	7	BEST	25.673	8	39	SELLORS	1:48.686	1:49.642	0.956
9	39	SELLORS	34.879	79	STACEY	19.502	89	MORETON	28.836	64	DURHAM	25.754	9	7	BEST	1:48.862	1:49.127	0.265
10	89	MORETON	35.012	54	BURMAN	19.506	69	IRWIN	28.968	54	BURMAN	25.876	10	8	LODGE	1:49.489	1:49.823	0.334
11	25	STRUDWI	35.101	39	SELLORS	19.608	64	DURHAM	29.012	48	PINFOLD	25.919	11	89	MORETON	1:49.934	1:50.070	0.136
12	8	LODGE	35.118	25	STRUDWI	19.660	72	HORSMAN	29.083	8	LODGE	26.053	12	48	PINFOLD	1:50.117	1:50.506	0.389
13	69	IRWIN	35.168	7	BEST	19.706	8	LODGE	29.128	89	MORETON	26.078	13	69	IRWIN	1:50.390	1:50.435	0.045
14	48	PINFOLD	35.438	69	IRWIN	19.905	19	OGDEN	29.242	25	STRUDWI	26.119	14	25	STRUDWICK	1:50.425	1:50.425	0.000
15	20	HART	35.472	89	MORETON	20.008	48	PINFOLD	29.345	69	IRWIN	26.349	15	54	BURMAN	1:50.955	1:51.012	0.057
16	72	HORSMAN	35.554	20	HART	20.145	21	BROOKS	29.404	72	HORSMAN	26.361	16	72	HORSMAN	1:51.184	1:51.184	0.000
17	54	BURMAN	35.558	72	HORSMAN	20.186	30	COOK	29.434	23	JONES	26.414	17	21	BROOKS	1:52.060	1:52.947	0.887
18	95	TURNER	35.804	30	COOK	20.188	16	CLARIDG	29.471	21	BROOKS	26.416	18	20	HART	1:52.255	1:52.590	0.335
19	21	BROOKS	35.937	22	MAGUIRE	20.221	23	JONES	29.514	30	COOK	26.522	19	23	JONES	1:52.524	1:52.728	0.204
20	16	CLARIDG	35.940	21	BROOKS	20.303	25	STRUDWI	29.545	13	CLARK	26.593	20	16	CLARIDG	1:52.676	1:53.228	0.552
21	23	JONES	36.148	57	HIATT	20.427	95	TURNER	29.824	16	CLARIDG	26.623	21	30	COOK	1:52.893	1:52.939	0.046
22	57	HIATT	36.171	23	JONES	20.448	13	CLARK	29.897	20	HART	26.712	22	95	TURNER	1:53.030	1:53.705	0.675
23	56	ATKINS	36.178	13	CLARK	20.456	20	HART	29.926	22	MAGUIRE	26.763	23	57	HIATT	1:53.437	1:53.584	0.147
24	50	BEHAL	36.280	95	TURNER	20.503	56	ATKINS	29.965	57	HIATT	26.773	24	22	MAGUIRE	1:53.470	1:54.041	0.571
25	22	MAGUIRE	36.459	56	ATKINS	20.523	54	BURMAN	30.015	19	OGDEN	26.835	25	13	CLARK	1:53.503	1:53.549	0.046
26	13	CLARK	36.557	50	BEHAL	20.592	22	MAGUIRE	30.027	95	TURNER	26.899	26	56	ATKINS	1:53.607	1:54.013	0.406
27	17	BOURNE	36.603	16	CLARIDG	20.642	57	HIATT	30.066	56	ATKINS	26.941	27	50	BEHAL	1:54.395	1:54.403	0.008
28	30	COOK	36.749	17	BOURNE	20.876	17	BOURNE	30.117	17	BOURNE	27.092	28	17	BOURNE	1:54.688	1:55.029	0.341
29	18	FIELDHO	37.221	66	THOMAS	20.888	50	BEHAL	30.253	50	BEHAL	27.270	29	18	FIELDHOUSE	1:56.648	1:56.648	0.000
30	66	THOMAS	37.397	18	FIELDHO	20.948	18	FIELDHO	31.052	66	THOMAS	27.407	30	66	THOMAS	1:56.834	1:57.205	0.371
31				19	OGDEN	21.082	66	THOMAS	31.142	18	FIELDHO	27.427	31	19	OGDEN			
32																		

Weather / Track : Drizzle / Wet

Brands Hatch GP

Circuit Length = 2.4332 miles

Start: 14:20 Flag 14:42 End: 14:44

Results can be found at www.tsl-timing.com

Printed - 14:47 Sunday, 14 October 2018

MCRCB BULLETIN TK300**2018 Bennetts British Superbike Championship - Round 12****2018 HEL Performance British Motostar Championship****RACE 11 - BEST SPEEDS**

POS	INTERMEDIATE 1			INTERMEDIATE 2			INTERMEDIATE 3			FINISH LINE		
	NO	NAME	MPH	NO	NAME	MPH	NO	NAME	MPH	NO	NAME	MPH
1	1	ARCHER	95.7	15	McMANUS	129.3	11	JONES	79.2	15	McMANUS	124.0
2	55	SCOTT	95.4	1	ARCHER	128.5	1	ARCHER	78.9	1	ARCHER	122.6
3	79	STACEY	94.7	79	STACEY	128.5	25	STRUDWICK	77.6	79	STACEY	122.2
4	7	BEST	94.5	14	NIXON	127.0	8	LODGE	77.5	14	NIXON	122.2
5	11	JONES	94.3	11	JONES	125.9	79	STACEY	77.4	55	SCOTT	121.5
6	15	McMANUS	94.1	55	SCOTT	124.9	55	SCOTT	76.6	11	JONES	121.5
7	25	STRUDWICK	92.1	7	BEST	124.7	89	MORETON	76.5	48	PINFOLD	121.1
8	8	LODGE	91.8	8	LODGE	123.5	15	McMANUS	75.9	7	BEST	120.0
9	64	DURHAM	91.6	64	DURHAM	123.3	16	CLARIDGE	74.8	54	BURMAN	119.8
10	54	BURMAN	91.4	48	PINFOLD	122.0	54	BURMAN	74.6	8	LODGE	119.4
11	57	HIATT	90.9	54	BURMAN	121.3	30	COOK	74.5	64	DURHAM	118.9
12	14	NIXON	90.9	39	SELLORS	120.9	48	PINFOLD	73.9	39	SELLORS	118.5
13	48	PINFOLD	90.6	69	IRWIN	120.4	72	HORSMAN	73.9	69	IRWIN	117.1
14	89	MORETON	90.5	25	STRUDWICK	120.4	95	TURNER	73.8	23	JONES	116.5
15	50	BEHAL	90.3	16	CLARIDGE	119.4	7	BEST	73.5	16	CLARIDGE	115.9
16	72	HORSMAN	89.8	57	HIATT	119.1	20	HART	73.4	30	COOK	115.5
17	16	CLARIDGE	89.2	20	HART	118.7	39	SELLORS	73.2	25	STRUDWICK	114.9
18	39	SELLORS	89.0	21	BROOKS	118.7	14	NIXON	72.9	20	HART	114.7
19	69	IRWIN	88.6	30	COOK	118.7	69	IRWIN	72.8	72	HORSMAN	114.3
20	56	ATKINS	88.1	72	HORSMAN	118.5	64	DURHAM	72.0	57	HIATT	114.3
21	20	HART	88.0	23	JONES	118.5	17	BOURNE	71.6	18	FIELDHOUSE	114.1
22	21	BROOKS	88.0	50	BEHAL	118.5	56	ATKINS	71.3	21	BROOKS	113.9
23	22	MAGUIRE	87.1	18	FIELDHOUSE	117.9	50	BEHAL	71.2	22	MAGUIRE	113.7
24	23	JONES	87.0	22	MAGUIRE	117.7	57	HIATT	71.0	19	OGDEN	113.7
25	13	CLARK	86.7	95	TURNER	117.3	23	JONES	70.7	89	MORETON	113.3
26	30	COOK	86.7	89	MORETON	117.1	22	MAGUIRE	68.3	95	TURNER	113.3
27	19	OGDEN	86.7	56	ATKINS	117.1	13	CLARK	67.9	50	BEHAL	112.7
28	18	FIELDHOUSE	86.3	17	BOURNE	116.3	19	OGDEN	67.7	13	CLARK	112.5
29	95	TURNER	85.7	19	OGDEN	116.1	21	BROOKS	67.6	56	ATKINS	111.6
30	66	THOMAS	85.1	13	CLARK	113.9	66	THOMAS	66.5	66	THOMAS	110.9
31	17	BOURNE	84.7	66	THOMAS	113.7	18	FIELDHOUSE	65.7	17	BOURNE	110.1
32												

Weather / Track : Drizzle / Wet

Results can be found at www.tsl-timing.com

Brands Hatch GP

Circuit Length = 2.4332 miles

Start: 14:20 Flag 14:42 End: 14:44

Printed - 14:48 Sunday, 14 October 2018

MCRCB BULLETIN TK301

2018 Bennetts British Superbike Championship - Round 12

2018 HEL Performance British Motostar Championship

RACE 11 - FASTEST LAP SEQUENCE

SESS. TIME	NO	CL	NAME	ENTRY	TIME	MPH	LAP
3:37.755	1		Jake ARCHER	KTM - City Lifting / RS Racing	1:45.765	82.82	2
8:55.952	1		Jake ARCHER	KTM - City Lifting / RS Racing	1:45.246	83.23	5

Weather / Track : Drizzle / Wet

Results can be found at www.tsl-timing.com

Brands Hatch GP
Circuit Length = 2.4332 miles
Start: 14:20 Flag 14:42 End: 14:44

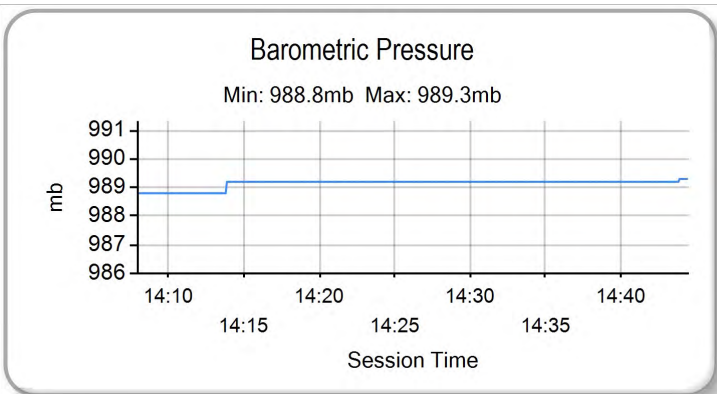
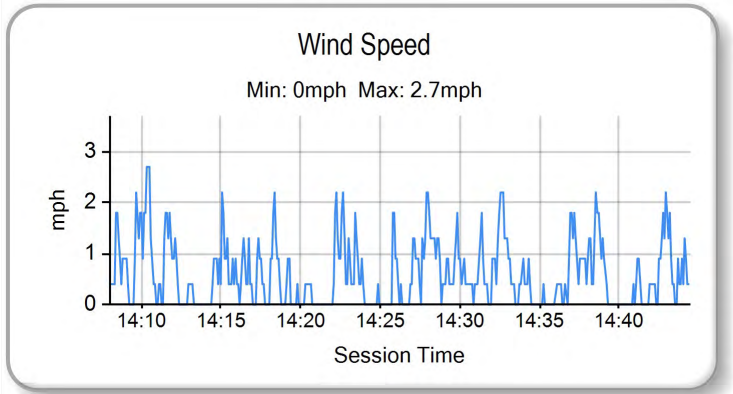
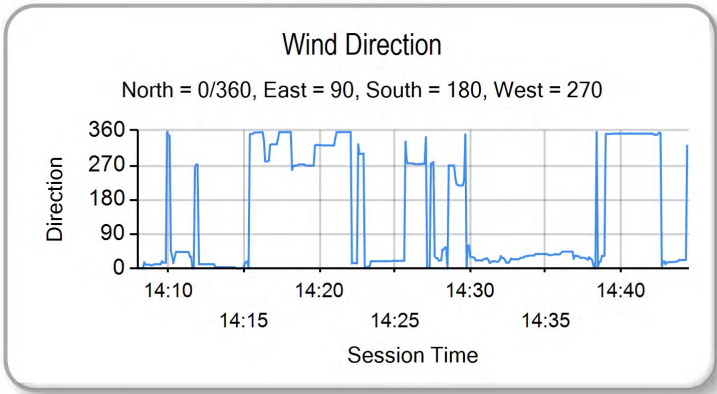
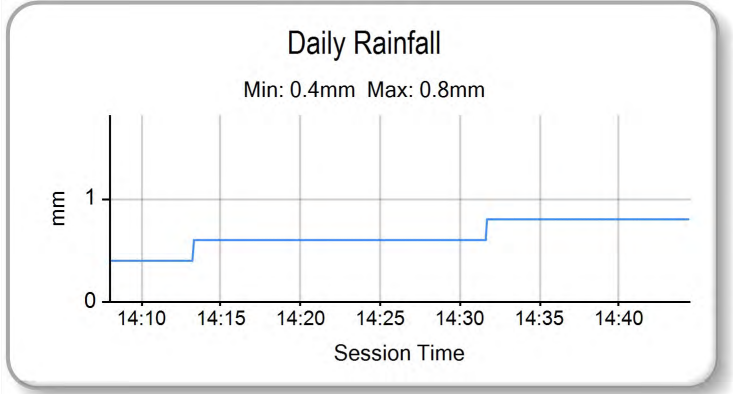
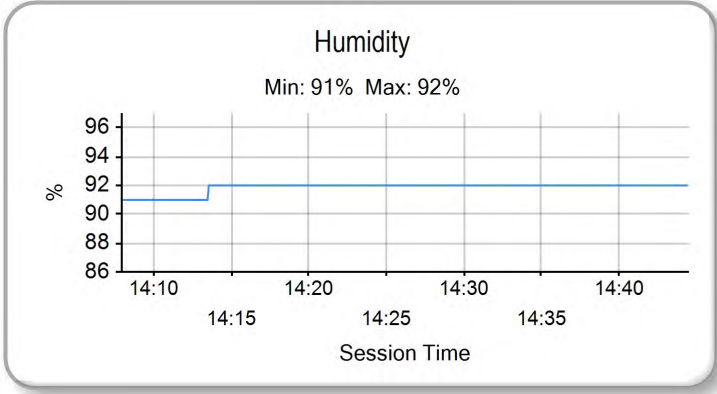
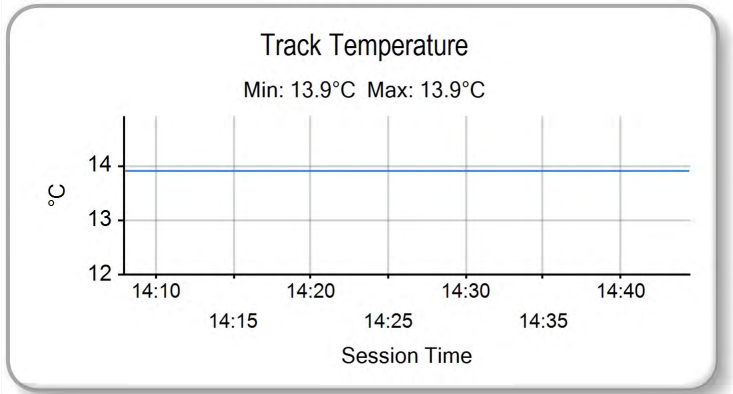
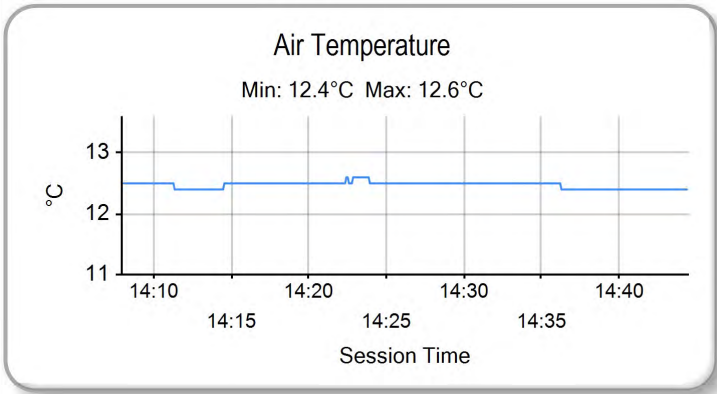
Printed - 14:48 Sunday, 14 October 2018

MCRCB BULLETIN TK302

2018 Bennetts British Superbike Championship - Round 12

2018 HEL Performance British Motostar Championship

RACE 11 - WEATHER CONDITIONS



Weather / Track : Drizzle / Wet

Results can be found at www.tsl-timing.com

Brands Hatch GP
Circuit Length = 2.4332 miles
Start: 14:20 Flag 14:42 End: 14:44

Printed - 14:49 Sunday, 14 October 2018

MCRCB BULLETIN TK303

2018 HEL Performance British Motostar Championship

MOTO 3 GP POINTS AFTER FINAL ROUND

	TOTAL	GAP	DIFF	13th-15th April Brands Hatch Indy	5th-7th May Oulton Park	6th-8th July Knockhill	20th-22nd July Brands Hatch GP	3rd-5th August Thruxton	17th-19th August Cadwell Park	7th-9th September Silverstone	14th-16th September Oulton Park	12th-14th October Brands Hatch - GP
Jake ARCHER	375			25 20	25 25	25 25	25 25	16	20 25	25 25	11 13	20 25
Jack SCOTT	312	63		11 25	10 16	20	13	20 25	25 20	16 16	25 25	25 20
Storm STACEY	307	68	5	16 8	20 20	16 20	20 16	25 13	16 16	20 20	16 16	13 16
Asher DURHAM	227	148	80	20 13	16 11	11 16	16 20	13 20	13 13	13 11	8	13
Brandon PAASCH	151	224	76	9 16	10	9 7	11 13	9 8	11 11	11 13	13	
Edward RENDELL	143	232	8	13 11	13 13	8	9 11	11 11		8 10	9	16
Jack NIXON	122	253	21	6 9	5	13	7 7	8 9	8 9		10 20	11
Eugene McMANUS	121	254	1	10	9 9	13	9	7 6	10 10	10 9	10	9
Elliot LODGE	112	263	9	10	11 7	6 6	10		7 8	6 8	6 8	8 11
Edmund BEST	88	287	24	8	6 5	8 10	8 10	16 10				7
Chris TAYLOR	85	290	3	5	4	10 11		10 7	9	9	9 11	
Sharni PINFOLD	79	296	6	2 1	5 4	5 4	6	5 6	7 7	7 5	5 10	
Sam BURMAN	79	296	0	1 3 3	4 3	6 3	4 4	6 7	5 6	4 7	4 9	
Liam DELVES	49	326	30	7 5	7 6	7 9	8					
Dan JONES	30	345	19								20	10
Taz TAYLOR	25	350	5	2 7	8 8							
Connor SELLORS	23	352	2				4 2				5 6	6
Lee HINDLE	22	353	1	4 6	4 3	5						
Shane FABER	10	365	12					5 5				
Ant HODSON	7	368	3	3 4								
Elliot PINSON	6	369	1				6					
Jerry van de BUNT	5	370	1				5					
Ian LOUGHER	4	371	1		2 2							

MCRCB BULLETIN TK304

2018 HEL Performance British Motostar Championship

MOTO 3 STANDARD POINTS AFTER FINAL ROUND

	TOTAL	GAP	DIFF	13th-15th April Brands Hatch Indy	5th-7th May Oulton Park	6th-8th July Knockhill	20th-22nd July Brands Hatch GP	3rd-5th August Thruxton	17th-19th August Cadwell Park	7th-9th September Silverstone	14th-16th September Oulton Park	12th-14th October Brands Hatch - GP
Victor RODRIGUEZ	317			25 25	25	25 20	16 25	20 20	25 25	20 20	13 13	
Thomas STRUDWICK	246	71		13 11	10 16	20 25	20 20	16	20 16	16 11	16	16
Taylor MORETON	220	97	26	10 7	11 10	16 16	13 11	25 25		9 7	16 9	10 25
Scott OGDEN	212	105	8	9 10	13 20	7 13	25 13	13	13	16	20 20	20
Scott SWANN	203	114	9	5 9	8 11	10 10	9 5	9 8	16 20	8 25	25 25	
Cameron HORSMAN	203	114	0	16 13	16	8 9	11 10	13 9	13 11	13 9	10 11	11 20
Rhys IRWIN	139	178	64	8 8	5	13	7 8	8 7	11 10	11 8	11 8	16
Ross TURNER	138	179	1	6	4 8	9 11	6 6	10 6	9 8	10 10	6 5	13 11
Charlie ATKINS	132	185	6	7 4	9 13	11 8	10 9	11 10		6 7	10 9	8
Fenton SEABRIGHT	114	203	18	11 16	20 25		8 7	16 11				
Jack HART	86	231	28	1 2	9	6 7	5 4	7	7 9	5 3	2	6 13
Max COOK	81	236	5	20 20			16					25
Franco BOURNE	61	256	20		2 5	5	3 1		8 7	7 5	4	8 6
Josh WHATLEY	53	264	8							25 13	9 6	
Daniel BROOKS	44	273	9	3	1 4	2		3	10	6	8 7	
Jodie FIELDHOUSE	43	274	1		1	1		6 2	6 4	3 4	2	7 7
Aditya BEHAL	41	276	2	4 5	6	5	2 2	2 5		4 2	4	
Harvey CLARIDGE	34	283	7			1 3		5 3		2	3 3	5 9
Jacob CLARK	32	285	2	2	7 7	2	4	4 4		1	1	
Sam LAFFINS	31	286	1	3	3 6	3 6	1 3		6			
Josh HIATT	20	297	11	1	3	4 4			3 3		1	1
Osian JONES	19	298	1					1	4 2			2 10
Annabel THOMAS	17	300	2	6	2					1	5	3
Jeremy KNIGHT	11	306						1	5 5			
Ross MAGUIRE	4	313										4