



HEL PERFORMANCE BRITISH MOTOSTAR

Round 1

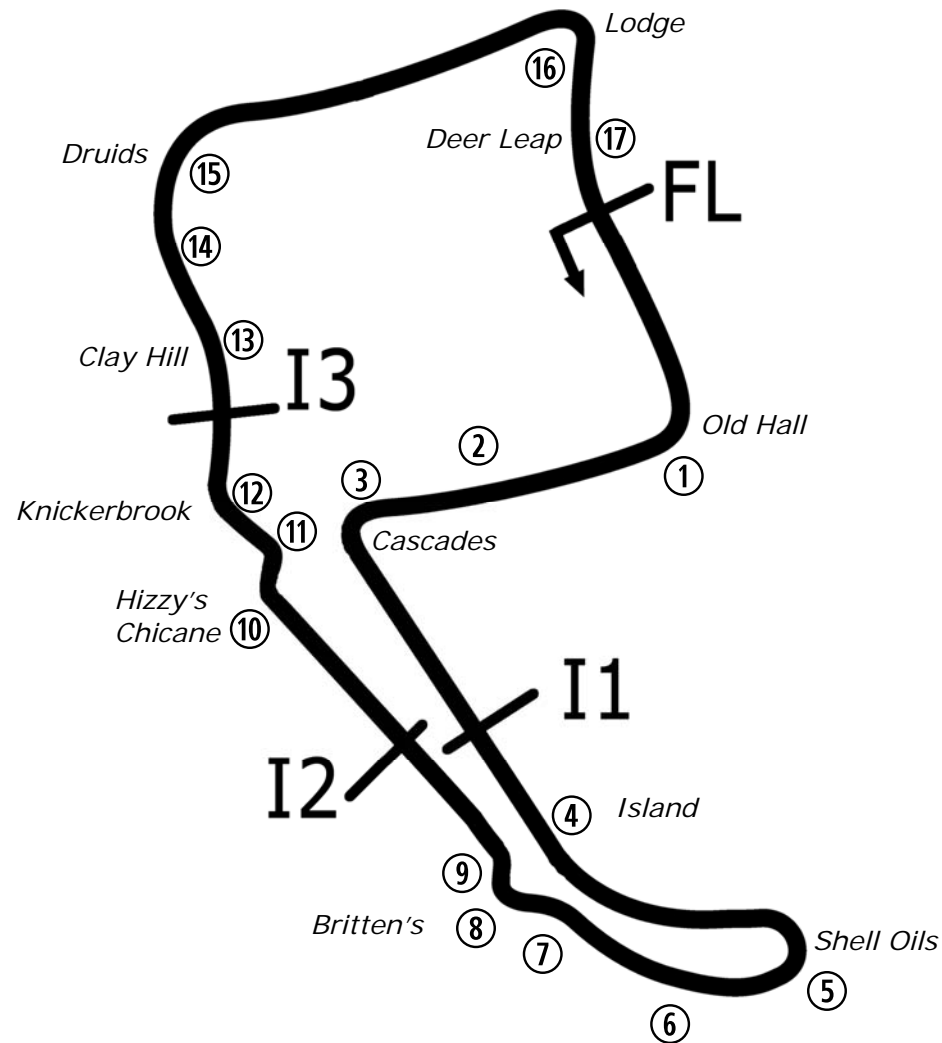
Oulton Park International

4th-6th May 2019

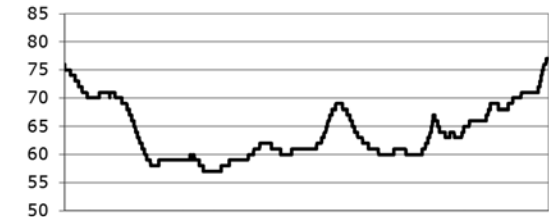


Results Provided by Timing Solutions Ltd
www.tsl-timing.com

Oulton Park International



Circuit Altitude (m)



Length	2.6920 miles	4332.4 m	
FL		53.17997 N	2.61294 W
I1	1163m	53.17248 N	2.61631 W
I2	2295m	53.17253 N	2.61748 W
I3	3066m	53.17830 N	2.62040 W
Pit Entry	4314m	53.18011 N	2.61306 W
Pit Exit	180m after FL	53.17836 N	2.61232 W
Pit Entry-Pit Exit 199m, 11.9s @60kph, 8.9s @80kph			

Lap Records		Best Sector Information							
		Sector 1 (FL - I1)	I1 Trap (mph)	Sector 2 (I1 - I2)	I2 Trap (mph)	Sector 3 (I2 - I3)	I3 Trap (mph)	Sector 4 (I3 - FL)	FL Trap (mph)
Superbike	1:34.483	22.997	162.0	26.459	125.6	18.319	140.6	25.663	152.8
Supersport	1:37.360	23.916	147.4	27.213	116.9	19.020	130.0	26.550	141.6
Superstock 1000	1:36.778	23.686	157.5	26.924	123.5	18.832	136.3	26.397	148.5
Superstock 600	1:39.578	24.532	142.4	27.842	113.3	19.531	125.9	27.205	133.6
Motostar	1:43.571	25.708	124.5	28.463	100.6	20.294	112.0	28.485	118.1
F1 Sidecar	1:41.979	24.776	136.1	28.823	107.7	20.020	120.2	27.811	126.8
Ducati Cup	1:40.283	24.787	142.1	28.293	114.3	19.497	126.6	27.475	134.2
Junior Supersport	1:52.791	28.227	109.8	31.033	88.7	22.144	99.1	30.986	104.0



POS	NO	CL	PIC NAME	NAT	ENTRY	TIME	ON	LAPS	GAP	DIFF	MPH
1	11		1 Dan JONES	GBR	KTM - City Lifting/RS Racing	1:46.265	5	5			91.19
2	96		2 Brandon PAASCH	USA	KTM - FPW Racing	1:47.731	8	10	1.466	1.466	89.95
3	14		3 Jack NIXON	GBR	KTM - Santander Salt	1:49.012	7	10	2.747	1.281	88.90
4	1		4 Victor RODRIGUEZ	ESP	DR Moto - GA Competition	1:49.605	5	7	3.340	0.593	88.42
5	19	S	1 Scott OGDEN	GBR	Honda - Premium Motorhomes Scott Ogden Racing	1:49.763	10	11	3.498	0.158	88.29
6	7		5 Edmund BEST	GBR	KTM - SymCirrus Motorsport	1:49.943	8	10	3.678	0.180	88.14
7	64		6 Asher DURHAM	GBR	Mahindra - Microlise Cresswell Racing	1:49.984	8	9	3.719	0.041	88.11
8	72	S	2 Cameron HORSMAN	GBR	Honda - SP125 / Nova Racing	1:50.011	7	9	3.746	0.027	88.09
9	45		7 Scott SWANN	GBR	IFS KTM - IFS Team Swann Racing	1:50.213	9	9	3.948	0.202	87.93
10	70		8 Joshua WHATLEY	GBR	KTM - KRP	1:50.759	10	11	4.494	0.546	87.49
11	69	S	3 Rhys IRWIN	IRL	Honda - Ready 4 Racing	1:51.816	9	9	5.551	1.057	86.67
12	17	S	4 Franco BOURNE	GBR	Honda - Franco Bourne / SP125	1:51.945	10	10	5.680	0.129	86.57
13	99		9 Jamie DAVIES	GBR	KTM - FPW Racing	1:52.440	7	10	6.175	0.495	86.19
14	16	S	5 Harvey CLARIDGE	GBR	Honda - Nova Racing	1:52.731	9	9	6.466	0.291	85.96
15	71	S	6 Charlie FARRER	GBR	Honda - Banks Racing/MotoEngineering	1:52.999	8	8	6.734	0.268	85.76
16	35	S	7 Jeremy KNIGHT	GBR	Honda - Jeremy Knight Racing / SP125	1:53.471	8	10	7.206	0.472	85.40
17	54		10 Sam BURMAN	GBR	KTM - TeamWNT Burman Racing	1:54.075	9	10	7.810	0.604	84.95
18	48		11 Sharni PINFOLD	AUS	KTM - City Lifting/RS Racing	1:54.572	10	10	8.307	0.497	84.58
19	57	S	8 Josh HIATT	GBR	Honda - Sorrymate.com	1:55.504	8	10	9.239	0.932	83.90
20	88		12 Harry LEIGH	GBR	KTM - SymCirrus Motorsport	1:55.880	10	10	9.615	0.376	83.63
21	18	S	9 Jodie FIELDHOUSE	GBR	Honda - Go Pink Racing	1:57.312	7	10	11.047	1.432	82.61
22	77	S	10 Jamie LYONS	GBR	Honda - C&M Motors Ltd Racing	1:57.601	6	7	11.336	0.289	82.40

CLASS "" - QUALIFYING LAPTIME (110.0% of 1:46.265) = 1:56.891

CLASS "S" - QUALIFYING LAPTIME (110.0% of 1:49.763) = 2:00.739

23	56		13 Bradley WILSON	GBR	Honda - B.Wilson Racing	2:00.825	8	9	14.560	3.224	80.20
24	27	S	11 Calum BEACH	GBR	Honda - Calum Beach Racing / SP125 Racing	2:01.010	8	9	14.745	0.185	80.08
25	39		14 Connor SELLORS	GBR	Mahindra - Connor Sellors Racing	2:03.023	2	3	16.758	2.013	78.77
26	37	S	12 Corey TINKER	GBR	Honda - Microlise Cresswell Racing	2:15.148	8	8	28.883	12.125	71.70
27	41	S	13 Kyal TINKER	GBR	Honda - Microlise Cresswell Racing			3			

Weather / Track : Cloudy / Dry

These results are provisional until the conclusion of any judicial and technical matters.

Oulton Park International

Circuit Length = 2.6920 miles

Start: 10:05 Flag 10:25 End: 10:27

Race Director :	Stewards :	Timekeeper :
-----------------	------------	--------------

Results can be found at www.britishsuperbike.com

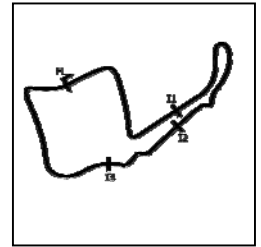
Printed - 10:30 Saturday, 04 May 2019

MCRCB BULLETIN TK014

2019 Bennetts British Superbike Championship - Dickies Round 2

2019 HEL Performance British Motostar Championship

FREE PRACTICE 1 - SECTOR ANALYSIS



SECTOR 1 = FL to I1, SECTOR 2 = I1 to I2 SECTOR 3 = I2 to I3, SECTOR 4 = I3 to FL, DIFF = Difference To Personal Best Lap, P = Crossed Finish Line in Pit Lane, D = Time Disallowed

P1 11		Dan JONES				KTM - City Lifting/RS Racing						
IDEAL LAP TIME : 1:46.265		BEST LAP TIME : 1:46.265				DIFFERENCE : 0.000						
LAP	SECTOR 1	SECTOR 2		SECTOR 3		SECTOR 4	LAP TIME	MPH	DIFF	TIME OF DAY		
1 -	OUTLAP	123.3	32.123	97.6	22.317	110.5	31.642	118.1		10:07:08.229		
2 -	27.126	124.9	29.818	98.9	21.584	111.2	29.694	118.9	1:48.222 (3)	89.55	1.957	10:08:56.451
3 -	27.600	120.0	29.952	99.2	21.376	111.6	29.560	118.7	1:48.488	89.33	2.223	10:10:44.939
4 -	26.537	124.9	30.703	91.3	21.575	111.1	29.344	119.4	1:48.159 (2)	89.60	1.894	10:12:33.098
5 -	26.151	125.9	29.437	98.6	21.354	110.7	29.323	118.7	1:46.265 (1)	91.19		10:14:19.363

P2 96		Brandon PAASCH				KTM - FPW Racing						
IDEAL LAP TIME : 1:47.406		BEST LAP TIME : 1:47.731				DIFFERENCE : 0.325						
LAP	SECTOR 1	SECTOR 2		SECTOR 3		SECTOR 4	LAP TIME	MPH	DIFF	TIME OF DAY		
1 -	OUTLAP	112.0	34.614	87.6	24.012	100.1	32.835	112.7		10:09:25.934		
2 -	27.900	119.8	31.761	96.1	22.479	108.4	30.597	114.1	1:52.737	85.96	5.006	10:11:18.671
3 -	27.732	121.3	31.533	92.4	22.489	108.0	30.466	116.1	1:52.220	86.35	4.489	10:13:10.891
4 -	27.045	123.1	31.585	95.0	21.991	108.9	30.652	113.9	1:51.273	87.09	3.542	10:15:02.164
5 -	27.259	122.2	31.548	93.9	22.191	107.7	30.200	115.3	1:51.198	87.15	3.467	10:16:53.362
6 -	26.792	122.6	30.545	96.5	21.565	109.2	29.809	115.9	1:48.711	89.14	0.980	10:18:42.073
7 -	26.407	123.5	31.452	94.9	22.268	98.5	30.582	116.7	1:50.709	87.53	2.978	10:20:32.782
8 -	26.603	123.1	30.116	98.3	21.397	109.6	29.615	114.3	1:47.731 (1)	89.95		10:22:20.513
9 -	26.763	122.4	30.498	93.8	21.389	109.6	29.582	116.9	1:48.232 (3)	89.54	0.501	10:24:08.745
10 -	26.664	124.2	30.323	95.7	21.382	109.4	29.501	114.9	1:47.870 (2)	89.84	0.139	10:25:56.615

P3 14		Jack NIXON				KTM - Santander Salt						
IDEAL LAP TIME : 1:48.996		BEST LAP TIME : 1:49.012				DIFFERENCE : 0.016						
LAP	SECTOR 1	SECTOR 2		SECTOR 3		SECTOR 4	LAP TIME	MPH	DIFF	TIME OF DAY		
1 -	OUTLAP	111.6	37.067	93.7	25.133	103.0	34.302	112.7		10:08:03.386		
2 -	29.727	120.2	33.450	95.4	23.327	107.8	32.277	113.1	1:58.781	81.58	9.769	10:10:02.167
3 -	28.831	120.6	32.623	96.9	22.868	108.5	30.915	115.7	1:55.237	84.09	6.225	10:11:57.404
4 -	27.859	122.0	31.566	96.9	22.923	109.6	30.046	115.9	1:52.394	86.22	3.382	10:13:49.798
5 -	27.366	123.3	31.314	96.2	22.112	108.9	29.821	117.5	1:50.613	87.61	1.601	10:15:40.411
6 -	27.172	123.3	30.762	98.2	21.853	107.5	30.601	116.5	1:50.388 (3)	87.79	1.376	10:17:30.799
7 -	27.002	123.3	30.615	97.2	21.717	110.0	29.678	116.7	1:49.012 (1)	88.90		10:19:19.811
8 -	27.382	121.7	31.214	95.8	22.918	100.7	IN PIT		2:00.296 P	80.56	11.284	10:21:20.107
9 -	OUTLAP	121.3	31.631	95.8	22.265	108.5	30.311	116.3	3:12.285	50.40	1:23.273	10:24:32.392
10 -	27.076	123.8	30.936	96.9	21.701	110.5	29.863	116.1	1:49.576 (2)	88.44	0.564	10:26:21.968

P4 1		Victor RODRIGUEZ				DR Moto - GA Competition						
IDEAL LAP TIME : 1:49.421		BEST LAP TIME : 1:49.605				DIFFERENCE : 0.184						
LAP	SECTOR 1	SECTOR 2		SECTOR 3		SECTOR 4	LAP TIME	MPH	DIFF	TIME OF DAY		
1 -	OUTLAP	108.7	39.137	92.3	24.608	100.7	33.374	104.2		10:11:33.441		
2 -	35.984	75.2	39.551	91.6	23.373	101.9	32.498	110.9	2:11.406	73.75	21.801	10:13:44.847
3 -	28.836	121.3	31.939	94.7	22.662	107.2	30.721	115.3	1:54.158 (3)	84.89	4.553	10:15:39.005
4 -	27.543	118.3	31.397	95.8	22.042	102.4	31.092	116.3	1:52.074 (2)	86.47	2.469	10:17:31.079
5 -	27.230	121.3	30.839	95.3	21.703	109.4	29.833	116.1	1:49.605 (1)	88.42		10:19:20.684
6 -	27.046	122.0	30.880	96.0	22.705	103.2	IN PIT		1:58.421 P	81.83	8.816	10:21:19.105
7 -	OUTLAP	120.9	30.874	96.2	22.818	105.0	31.844	115.5	3:56.542	40.97	2:06.937	10:25:15.647

P5 19 S		Scott OGDEN				Honda - Premium Motorhomes Scott Ogden Racing						
IDEAL LAP TIME : 1:49.763		BEST LAP TIME : 1:49.763				DIFFERENCE : 0.000						
LAP	SECTOR 1	SECTOR 2		SECTOR 3		SECTOR 4	LAP TIME	MPH	DIFF	TIME OF DAY		
1 -	OUTLAP	107.2	36.471	89.9	24.116	99.5	34.630	106.8		10:07:16.641		
2 -	29.253	112.4	33.332	88.7	23.852	100.1	31.657	107.0	1:58.094	82.06	8.331	10:09:14.735
3 -	28.395	112.5	31.644	90.3	22.559	101.2	31.501	109.2	1:54.099	84.93	4.336	10:11:08.834
4 -	29.267	113.9	32.127	90.4	22.657	102.1	32.027	109.1	1:56.078	83.48	6.315	10:13:04.912
5 -	27.891	113.9	31.196	89.8	22.273	99.5	30.751	108.2	1:52.111	86.44	2.348	10:14:57.023
6 -	29.632	109.4	32.103	89.0	24.109	98.6	31.009	108.9	1:56.853	82.93	7.090	10:16:53.876
7 -	27.722	113.7	30.559	91.3	21.960	101.3	30.405	108.7	1:50.646 (2)	87.58	0.883	10:18:44.522
8 -	27.433	112.2	31.052	89.5	22.056	101.3	30.896	108.0	1:51.437	86.96	1.674	10:20:35.959

Weather / Track : Cloudy / Dry

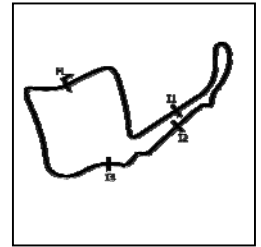
Oulton Park International
Circuit Length = 2.6920 miles
Start: 10:05 Flag 10:25 End: 10:27

MCRCB BULLETIN TK014

2019 Bennetts British Superbike Championship - Dickies Round 2

2019 HEL Performance British Motostar Championship

FREE PRACTICE 1 - SECTOR ANALYSIS



SECTOR 1 = FL to I1, SECTOR 2 = I1 to I2 SECTOR 3 = I2 to I3, SECTOR 4 = I3 to FL, DIFF = Difference To Personal Best Lap, P = Crossed Finish Line in Pit Lane, D = Time Disallowed

9 -	27.558	113.1	30.675	87.0	22.137	101.2	30.413	108.9	1:50.783 (3)	87.48	1.020	10:22:26.742
10 -	27.231	116.3	30.453	89.4	21.850	101.2	30.229	109.1	1:49.763 (1)	88.29		10:24:16.505
11 -	27.548	113.9	30.769	90.5	23.395	101.0	30.326	108.9	1:52.038	86.50	2.275	10:26:08.543

P6		7		Edmund BEST				KTM - SymCirrus Motorsport				
IDEAL LAP TIME : 1:49.288		BEST LAP TIME : 1:49.943		DIFFERENCE : 0.655								
LAP	SECTOR 1	SECTOR 2	SECTOR 3	SECTOR 4	LAP TIME	MPH	DIFF	TIME OF DAY				
1 -	OUTLAP	117.3	32.437	91.8	22.708	105.6	31.537	111.8				10:09:03.490
2 -	28.304	118.7	31.360	93.9	22.099	105.5	30.750	112.4	1:52.513	86.13	2.570	10:10:56.003
3 -	27.703	116.3	31.272	93.7	21.968	105.6	30.480	113.1	1:51.423	86.97	1.480	10:12:47.426
4 -	27.582	118.3	31.433	93.3	21.910	105.6	30.403	112.9	1:51.328	87.05	1.385	10:14:38.754
5 -	27.509	118.5	30.964	93.8	21.973	104.8	30.303	113.3	1:50.749	87.50	0.806	10:16:29.503
6 -	27.945	117.1	30.974	95.0	21.961	105.8	30.286	113.5	1:51.166	87.17	1.223	10:18:20.669
7 -	27.104	118.1	30.966	94.6	21.742	106.1	30.167	113.7	1:49.979 (2)	88.11	0.036	10:20:10.648
8 -	27.119	117.5	30.790	94.3	21.826	106.6	30.208	114.7	1:49.943 (1)	88.14		10:22:00.591
9 -	27.354	118.3	31.029	94.6	21.891	105.8	29.920	113.9	1:50.194	87.94	0.251	10:23:50.785
10 -	27.550	118.5	30.522	93.5	21.771	106.1	30.197	112.9	1:50.040 (3)	88.07	0.097	10:25:40.825

P7		64		Asher DURHAM				Mahindra - Microlise Cresswell Racing				
IDEAL LAP TIME : 1:49.470		BEST LAP TIME : 1:49.984		DIFFERENCE : 0.514								
LAP	SECTOR 1	SECTOR 2	SECTOR 3	SECTOR 4	LAP TIME	MPH	DIFF	TIME OF DAY				
1 -	OUTLAP	115.7	34.104	95.8	23.521	106.1	32.250	113.7				10:10:18.904
2 -	29.153	117.9	32.491	96.2	22.884	107.3	30.982	113.7	1:55.510	83.90	5.526	10:12:14.414
3 -	28.501	119.6	31.709	96.5	22.324	108.2	31.424	114.9	1:53.958	85.04	3.974	10:14:08.372
4 -	28.210	120.0	32.067	96.2	22.119	106.8	30.606	115.5	1:53.002	85.76	3.018	10:16:01.374
5 -	27.922	120.4	31.037	96.6	21.997	108.2	30.253	115.7	1:51.209	87.14	1.225	10:17:52.583
6 -	27.566	119.8	31.711	87.0	22.764	108.4	30.261	115.3	1:52.302	86.29	2.318	10:19:44.885
7 -	27.247	120.0	30.501	97.1	22.496	107.8	29.972	114.9	1:50.216 (3)	87.93	0.232	10:21:35.101
8 -	27.592	120.0	30.379	96.5	21.872	108.5	30.141	115.1	1:49.984 (1)	88.11		10:23:25.085
9 -	27.328	121.1	30.514	96.6	21.877	108.5	30.307	115.7	1:50.026 (2)	88.08	0.042	10:25:15.111

P8		72 S		Cameron HORSMAN				Honda - SP125 / Nova Racing				
IDEAL LAP TIME : 1:50.011		BEST LAP TIME : 1:50.011		DIFFERENCE : 0.000								
LAP	SECTOR 1	SECTOR 2	SECTOR 3	SECTOR 4	LAP TIME	MPH	DIFF	TIME OF DAY				
1 -	OUTLAP	106.6	34.877	86.3	23.816	98.1	33.311	103.4				10:09:39.567
2 -	29.748	110.5	32.790	88.8	22.909	99.5	31.775	107.8	1:57.222	82.67	7.211	10:11:36.789
3 -	28.084	112.7	31.648	88.8	22.284	101.3	31.157	108.2	1:53.173	85.63	3.162	10:13:29.962
4 -	27.788	115.3	31.268	91.4	22.031	100.6	IN PIT		1:58.464 P	81.80	8.453	10:15:28.426
5 -	OUTLAP	113.5	31.075	90.3	22.107	101.5	30.728	108.4	3:11.463	50.61	1:21.452	10:18:39.889
6 -	27.529	114.3	31.772	91.6	21.968	102.2	30.453	108.7	1:51.722 (3)	86.74	1.711	10:20:31.611
7 -	27.330	114.3	30.407	91.6	21.946	103.5	30.328	109.6	1:50.011 (1)	88.09		10:22:21.622
8 -	27.524	113.9	30.638	90.8	21.968	102.2	30.442	109.4	1:50.572 (2)	87.64	0.561	10:24:12.194
9 -	28.410	112.9	31.233	90.4	22.199	99.4	31.074	106.0	1:52.916	85.82	2.905	10:26:05.110

P9		45		Scott SWANN				IFS KTM - IFS Team Swann Racing				
IDEAL LAP TIME : 1:49.925		BEST LAP TIME : 1:50.213		DIFFERENCE : 0.288								
LAP	SECTOR 1	SECTOR 2	SECTOR 3	SECTOR 4	LAP TIME	MPH	DIFF	TIME OF DAY				
1 -	OUTLAP	112.9	36.645	86.2	25.164	96.8	33.968	108.0				10:09:27.331
2 -	29.511	111.4	34.344	91.9	23.276	101.8	IN PIT		2:07.274 P	76.14	17.061	10:11:34.605
3 -	OUTLAP	116.9	32.556	92.8	22.495	101.0	32.446	102.6	3:12.116	50.44	1:21.903	10:14:46.721
4 -	28.851	118.1	32.286	93.3	22.371	105.5	31.003	113.3	1:54.511	84.63	4.298	10:16:41.232
5 -	27.687	119.6	32.268	93.7	22.615	99.4	31.185	112.5	1:53.755	85.19	3.542	10:18:34.987
6 -	27.488	118.5	31.293	94.1	21.991	105.3	30.850	108.7	1:51.622	86.82	1.409	10:20:26.609
7 -	27.859	118.7	31.096	93.8	21.867	105.6	30.554	112.5	1:51.376 (3)	87.01	1.163	10:22:17.985
8 -	27.536	119.1	30.877	94.6	21.897	106.1	30.076	113.5	1:50.386 (2)	87.79	0.173	10:24:08.371
9 -	27.732	119.6	30.921	96.2	21.625	106.1	29.935	113.7	1:50.213 (1)	87.93		10:25:58.584

Weather / Track : Cloudy / Dry

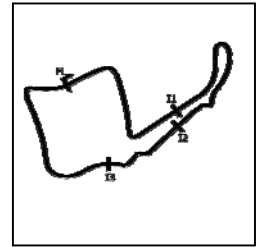
Oulton Park International
Circuit Length = 2.6920 miles
Start: 10:05 Flag 10:25 End: 10:27

MCRCB BULLETIN TK014

2019 Bennetts British Superbike Championship - Dickies Round 2

2019 HEL Performance British Motostar Championship

FREE PRACTICE 1 - SECTOR ANALYSIS



SECTOR 1 = FL to I1, SECTOR 2 = I1 to I2 SECTOR 3 = I2 to I3, SECTOR 4 = I3 to FL, DIFF = Difference To Personal Best Lap, P = Crossed Finish Line in Pit Lane, D = Time Disallowed

P10 70		Joshua WHATLEY				KTM - KRP			
IDEAL LAP TIME : 1:50.650		BEST LAP TIME : 1:50.759				DIFFERENCE : 0.109			
LAP	SECTOR 1	SECTOR 2	SECTOR 3	SECTOR 4	LAP TIME	MPH	DIFF	TIME OF DAY	
1 -	OUTLAP	110.0	36.176	93.7	23.989	102.7	32.904	110.0	10:07:13.710
2 -	30.692	118.9	32.755	94.3	22.894	106.5	31.629	111.2	1:57.970 82.15 7.211 10:09:11.680
3 -	28.849	119.1	32.821	95.7	22.848	107.0	31.754	109.2	1:56.272 83.35 5.513 10:11:07.952
4 -	28.757	119.4	31.647	94.5	22.995	100.1	31.720	112.5	1:55.119 84.18 4.360 10:13:03.071
5 -	28.284	120.0	31.195	94.7	22.154	106.5	30.952	113.1	1:52.585 86.07 1.826 10:14:55.656
6 -	30.674	112.9	34.688	89.2	22.756	108.4	30.948	111.2	1:59.066 81.39 8.307 10:16:54.722
7 -	27.789	121.7	31.241	95.0	22.145	107.0	30.648	112.4	1:51.823 86.66 1.064 10:18:46.545
8 -	27.557	121.1	31.115	93.7	21.970	107.3	30.666	113.7	1:51.308 (3) 87.06 0.549 10:20:37.853
9 -	27.631	121.7	31.117	95.0	21.935	108.0	30.524	113.1	1:51.207 (2) 87.14 0.448 10:22:29.060
10 -	27.401	122.0	30.845	95.1	21.880	107.8	30.633	112.9	1:50.759 (1) 87.49 10:24:19.819
11 -	28.412	117.7	34.364	91.9	23.835	96.8	33.931	108.5	2:00.542 80.39 9.783 10:26:20.361

P11 69 S		Rhys IRWIN				Honda - Ready 4 Racing			
IDEAL LAP TIME : 1:51.816		BEST LAP TIME : 1:51.816				DIFFERENCE : 0.000			
LAP	SECTOR 1	SECTOR 2	SECTOR 3	SECTOR 4	LAP TIME	MPH	DIFF	TIME OF DAY	
1 -	OUTLAP	98.3	35.028	85.3	24.627	97.5	34.028	104.0	10:08:03.975
2 -	29.937	108.2	33.112	87.8	23.675	98.3	32.345	105.6	1:59.069 81.39 7.253 10:10:03.044
3 -	29.858	109.4	31.838	88.7	23.075	98.6	31.748	105.1	1:56.519 83.17 4.703 10:11:59.563
4 -	28.551	110.3	31.525	88.4	23.250	99.4	31.251	106.0	1:54.577 84.58 2.761 10:13:54.140
5 -	28.319	112.9	31.740	87.0	22.857	98.3	31.198	107.2	1:54.114 84.92 2.298 10:15:48.254
6 -	29.047	112.0	31.581	88.6	22.809	99.2	31.284	107.3	1:54.721 84.47 2.905 10:17:42.975
7 -	27.989	113.5	32.088	90.1	22.525	100.7	31.124	108.4	1:53.726 (2) 85.21 1.910 10:19:36.701
8 -	28.827	113.5	31.686	89.8	22.379	100.3	30.899	107.7	1:53.791 (3) 85.16 1.975 10:21:30.492
9 -	27.849	113.3	30.884	89.8	22.325	100.6	30.758	108.4	1:51.816 (1) 86.67 10:23:22.308

P12 17 S		Franco BOURNE				Honda - Franco Bourne / SP125			
IDEAL LAP TIME : 1:51.945		BEST LAP TIME : 1:51.945				DIFFERENCE : 0.000			
LAP	SECTOR 1	SECTOR 2	SECTOR 3	SECTOR 4	LAP TIME	MPH	DIFF	TIME OF DAY	
1 -	OUTLAP	106.8	36.283	87.9	24.822	98.1	34.487	106.1	10:08:04.074
2 -	30.152	111.4	33.242	89.8	23.298	99.7	32.451	107.3	1:59.143 81.34 7.198 10:10:03.217
3 -	30.106	113.3	31.843	90.4	22.925	100.1	31.790	106.5	1:56.664 83.07 4.719 10:11:59.881
4 -	28.860	111.4	31.866	90.0	22.974	100.1	IN PIT		2:00.724 P 80.27 8.779 10:14:00.605
5 -	OUTLAP	111.2	32.013	90.1	23.338	100.0	31.874	106.3	3:08.482 51.41 1:16.537 10:17:09.087
6 -	29.623	111.8	31.391	89.5	22.542	100.0	30.961	107.8	1:54.517 84.62 2.572 10:19:03.604
7 -	28.117	111.6	31.258	90.5	22.461	99.7	30.953	106.6	1:52.789 (3) 85.92 0.844 10:20:56.393
8 -	28.793	110.7	31.363	90.0	22.385	99.5	30.877	105.1	1:53.418 85.44 1.473 10:22:49.811
9 -	28.182	112.4	31.302	89.1	22.513	99.5	30.695	106.5	1:52.692 (2) 85.99 0.747 10:24:42.503
10 -	27.943	112.0	31.235	90.8	22.307	100.9	30.460	107.8	1:51.945 (1) 86.57 10:26:34.448

P13 99		Jamie DAVIES				KTM - FPW Racing			
IDEAL LAP TIME : 1:52.018		BEST LAP TIME : 1:52.440				DIFFERENCE : 0.422			
LAP	SECTOR 1	SECTOR 2	SECTOR 3	SECTOR 4	LAP TIME	MPH	DIFF	TIME OF DAY	
1 -	OUTLAP	93.0	37.010	93.5	23.922	103.4	34.266	110.3	10:08:06.667
2 -	29.096	116.5	33.926	94.6	23.573	105.3	32.490	113.1	1:59.085 81.38 6.645 10:10:05.752
3 -	28.600	120.4	32.877	96.0	22.646	105.6	31.749	113.1	1:55.872 83.63 3.432 10:12:01.624
4 -	28.016	119.8	32.316	96.4	23.038	106.0	32.235	112.9	1:55.605 83.83 3.165 10:13:57.229
5 -	27.573	120.9	32.055	96.4	22.388	106.0	31.857	112.7	1:53.873 85.10 1.433 10:15:51.102
6 -	27.359	120.4	31.978	96.4	22.221	106.0	31.124	114.1	1:52.682 (2) 86.00 0.242 10:17:43.784
7 -	27.209	121.1	31.648	96.8	22.074	107.7	31.509	115.1	1:52.440 (1) 86.19 10:19:36.224
8 -	27.427	120.2	31.743	95.5	22.186	106.8	31.381	114.3	1:52.737 (3) 85.96 0.297 10:21:28.961
9 -	27.467	120.2	31.712	95.5	22.273	106.8	31.445	113.5	1:52.897 85.84 0.457 10:23:21.858
10 -	27.269	120.4	31.629	96.6	22.850	105.3	31.106	113.5	1:52.854 85.87 0.414 10:25:14.712

P14 16 S		Harvey CLARIDGE				Honda - Nova Racing			
IDEAL LAP TIME : 1:52.731		BEST LAP TIME : 1:52.731				DIFFERENCE : 0.000			
LAP	SECTOR 1	SECTOR 2	SECTOR 3	SECTOR 4	LAP TIME	MPH	DIFF	TIME OF DAY	

Weather / Track : Cloudy / Dry

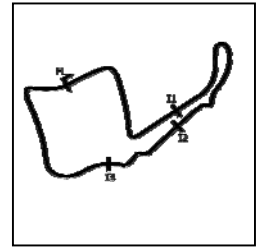
Oulton Park International
 Circuit Length = 2.6920 miles
 Start: 10:05 Flag 10:25 End: 10:27

MCRCB BULLETIN TK014

2019 Bennetts British Superbike Championship - Dickies Round 2

2019 HEL Performance British Motostar Championship

FREE PRACTICE 1 - SECTOR ANALYSIS



SECTOR 1 = FL to I1, SECTOR 2 = I1 to I2 SECTOR 3 = I2 to I3, SECTOR 4 = I3 to FL, DIFF = Difference To Personal Best Lap, P = Crossed Finish Line in Pit Lane, D = Time Disallowed

1 -												10:09:10.153
2 -								1:57.808	82.26	5.077		10:11:07.961
3 -								1:56.950	82.86	4.219		10:13:04.911
4 -								1:52.894 (2)	85.84	0.163		10:14:57.805
5 -								1:56.806	82.96	4.075		10:16:54.611
6 -								IN PIT	2:02.833 P	78.89	10.102	10:18:57.444
7 -	OUTLAP	109.6	31.981	89.7	22.723	99.2	31.406	106.6	3:16.703	49.26	1:23.972	10:22:14.148
8 -	27.947	111.8	31.534	89.3	22.567	99.7	31.401	106.3	1:53.449 (3)	85.42	0.718	10:24:07.597
9 -	27.864	113.1	31.431	89.8	22.374	100.6	31.062	106.5	1:52.731 (1)	85.96		10:26:00.328

P15	71 S	Charlie FARRER						Honda - Banks Racing/MotoEngineering				
IDEAL LAP TIME : 1:52.999		BEST LAP TIME : 1:52.999				DIFFERENCE : 0.000						
LAP	SECTOR 1	SECTOR 2	SECTOR 3	SECTOR 4	LAP TIME	MPH	DIFF	TIME OF DAY				
1 -	OUTLAP	102.1	39.858	82.1	26.871	92.8	36.559	103.5				10:10:32.934
2 -	33.283	106.0	36.074	89.0	24.323	100.1	IN PIT		2:14.908 P	71.83	21.909	10:12:47.842
3 -	OUTLAP	111.4	33.515	88.8	23.605	99.2	32.045	107.2	2:56.370	54.94	1:03.371	10:15:44.212
4 -	29.589	110.3	32.861	90.8	23.071	100.9	31.367	108.5	1:56.888 (3)	82.91	3.889	10:17:41.100
5 -	28.614	113.7	31.999	91.3	22.530	102.1	IN PIT		2:02.081 P	79.38	9.082	10:19:43.181
6 -	OUTLAP	111.8	31.973	90.5	22.702	98.5	31.395	105.8	3:03.438	52.83	1:10.439	10:22:46.619
7 -	29.042	110.0	32.396	89.3	22.407	100.9	30.882	109.1	1:54.727 (2)	84.47	1.728	10:24:41.346
8 -	28.221	113.9	31.781	91.3	22.131	101.9	30.866	107.7	1:52.999 (1)	85.76		10:26:34.345

P16	35 S	Jeremy KNIGHT						Honda - Jeremy Knight Racing / SP125				
IDEAL LAP TIME : 1:53.371		BEST LAP TIME : 1:53.471				DIFFERENCE : 0.100						
LAP	SECTOR 1	SECTOR 2	SECTOR 3	SECTOR 4	LAP TIME	MPH	DIFF	TIME OF DAY				
1 -	OUTLAP	102.7	38.664	84.4	25.051	94.1	34.343	100.7				10:08:39.956
2 -	31.525	107.2	35.417	87.6	24.211	96.4	33.415	101.9	2:04.568	77.79	11.097	10:10:44.524
3 -	29.477	110.0	33.608	87.4	23.527	98.1	32.652	104.5	1:59.264	81.25	5.793	10:12:43.788
4 -	29.013	110.5	33.668	88.1	23.376	98.2	32.276	104.8	1:58.333	81.89	4.862	10:14:42.121
5 -	29.007	111.6	32.807	87.7	23.381	96.6	32.076	105.0	1:57.271	82.64	3.800	10:16:39.392
6 -	28.735	110.7	32.769	89.3	22.797	98.3	32.460	106.0	1:56.761	83.00	3.290	10:18:36.153
7 -	29.215	112.0	32.048	87.4	22.706	98.9	31.521	105.1	1:55.490	83.91	2.019	10:20:31.643
8 -	28.030	112.2	31.728	89.0	22.564	98.9	31.149	105.1	1:53.471 (1)	85.40		10:22:25.114
9 -	28.303	111.6	31.846	88.1	22.464	98.6	31.624	104.5	1:54.237 (2)	84.83	0.766	10:24:19.351
10 -	28.541	112.4	31.872	87.6	22.661	99.2	31.336	104.5	1:54.410 (3)	84.70	0.939	10:26:13.761

P17	54	Sam BURMAN						KTM - TeamWNT Burman Racing				
IDEAL LAP TIME : 1:54.075		BEST LAP TIME : 1:54.075				DIFFERENCE : 0.000						
LAP	SECTOR 1	SECTOR 2	SECTOR 3	SECTOR 4	LAP TIME	MPH	DIFF	TIME OF DAY				
1 -	OUTLAP	116.5	35.288	93.7	25.562	105.0	33.592	113.9				10:07:09.273
2 -	31.721	116.7	33.740	94.1	23.522	106.0	32.523	112.7	2:01.506	79.75	7.431	10:09:10.779
3 -	29.655	117.5	32.725	95.8	23.555	108.0	31.756	114.5	1:57.691	82.34	3.616	10:11:08.470
4 -	30.038	118.1	33.062	96.0	22.846	107.3	31.357	115.1	1:57.303	82.61	3.228	10:13:05.773
5 -	29.843	119.1	32.417	94.7	22.979	106.1	31.745	113.5	1:56.984	82.84	2.909	10:15:02.757
6 -	28.390	120.9	32.569	95.0	23.306	104.5	IN PIT		2:01.137 P	80.00	7.062	10:17:03.894
7 -	OUTLAP	116.3	32.815	95.1	23.319	107.0	31.766	111.6	3:01.469	53.40	1:07.394	10:20:05.363
8 -	28.630	120.2	32.027	96.0	22.667	100.4	31.535	112.7	1:54.859 (2)	84.37	0.784	10:22:00.222
9 -	28.324	120.0	31.856	93.9	22.550	105.6	31.345	113.5	1:54.075 (1)	84.95		10:23:54.297
10 -	28.851	117.7	32.639	94.2	23.328	106.5	31.830	111.8	1:56.648 (3)	83.08	2.573	10:25:50.945

P18	48	Sharni PINFOLD						KTM - City Lifting/RS Racing				
IDEAL LAP TIME : 1:54.399		BEST LAP TIME : 1:54.572				DIFFERENCE : 0.173						
LAP	SECTOR 1	SECTOR 2	SECTOR 3	SECTOR 4	LAP TIME	MPH	DIFF	TIME OF DAY				
1 -	OUTLAP	116.9	35.174	95.4	24.333	104.3	33.053	112.4				10:07:14.789
2 -	30.069	118.9	34.209	92.6	23.660	106.6	32.415	113.9	2:00.353	80.52	5.781	10:09:15.142
3 -	28.975	119.6	32.538	94.9	23.777	106.3	31.925	114.3	1:57.215	82.67	2.643	10:11:12.357
4 -	29.358	118.7	32.533	95.4	23.323	106.0	IN PIT		2:04.759 P	77.68	10.187	10:13:17.116
5 -	OUTLAP	118.5	32.696	95.0	23.289	106.5	31.294	114.7	2:52.079	56.31	57.507	10:16:09.195
6 -	28.688	119.4	32.413	96.5	23.187	106.5	31.423	113.9	1:55.711 (3)	83.75	1.139	10:18:04.906
7 -	28.512	118.7	32.374	94.7	23.137	107.0	31.555	111.2	1:55.578 (2)	83.85	1.006	10:20:00.484

Weather / Track : Cloudy / Dry

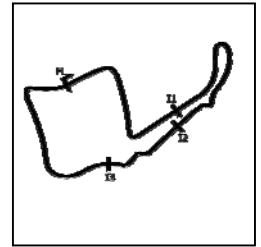
Oulton Park International
Circuit Length = 2.6920 miles
Start: 10:05 Flag 10:25 End: 10:27

MCRCB BULLETIN TK014

2019 Bennetts British Superbike Championship - Dickies Round 2

2019 HEL Performance British Motostar Championship

FREE PRACTICE 1 - SECTOR ANALYSIS



SECTOR 1 = FL to I1, SECTOR 2 = I1 to I2 SECTOR 3 = I2 to I3, SECTOR 4 = I3 to FL, DIFF = Difference To Personal Best Lap, P = Crossed Finish Line in Pit Lane, D = Time Disallowed

8 -	29.184	117.9	34.150	90.6	24.576	91.3	33.439	114.9	2:01.349	79.86	6.777	10:22:01.833
9 -	28.489	119.8	33.219	95.0	22.857	107.2	31.355	113.5	1:55.920	83.60	1.348	10:23:57.753
10 -	28.448	117.9	31.800	94.9	23.004	107.2	31.320	114.7	1:54.572 (1)	84.58		10:25:52.325

P19	57 S	Josh HIATT	Honda - Sorrymate.com												
IDEAL LAP TIME : 1:53.738			BEST LAP TIME : 1:55.504				DIFFERENCE : 1.766								
LAP	SECTOR 1	SECTOR 2	SECTOR 3	SECTOR 4	LAP TIME	MPH	DIFF	TIME OF DAY							
1 -	OUTLAP	108.4	36.595	86.8	25.332	95.0	35.186	105.3					10:07:48.149		
2 -	30.763	109.8	33.833	89.9	23.949	97.9	33.146	104.8	2:01.691	79.63	6.187		10:09:49.840		
3 -	29.228	110.9	32.292	89.9	23.345	98.9	32.005	106.5	1:56.870	82.92	1.366		10:11:46.710		
4 -	29.387	109.6	32.365	89.4	23.470	96.6	32.463	106.0	1:57.685	82.34	2.181		10:13:44.395		
5 -	30.638	111.4	32.592	88.6	23.180	97.8	31.643	107.5	1:58.053	82.09	2.549		10:15:42.448		
6 -	28.309	112.9	33.122	86.9	23.172	97.9	32.012	105.8	1:56.615 (3)	83.10	1.111		10:17:39.063		
7 -	28.875	111.8	32.519	85.1	22.843	100.1	32.446	106.1	1:56.683	83.05	1.179		10:19:35.746		
8 -	28.858	112.4	33.169	90.0	22.390	101.3	31.087	107.5	1:55.504 (1)	83.90			10:21:31.250		
9 -	27.969	114.1	34.163	78.1	23.209	99.7	31.430	107.3	1:56.771	82.99	1.267		10:23:28.021		
10 -	28.043	114.1	32.885	83.7	23.041	98.8	32.207	105.5	1:56.176 (2)	83.41	0.672		10:25:24.197		

P20	88	Harry LEIGH	KTM - SymCirrus Motorsport												
IDEAL LAP TIME : 1:55.783			BEST LAP TIME : 1:55.880				DIFFERENCE : 0.097								
LAP	SECTOR 1	SECTOR 2	SECTOR 3	SECTOR 4	LAP TIME	MPH	DIFF	TIME OF DAY							
1 -	OUTLAP	101.8	38.904	90.4	25.495	100.0	36.689	106.6					10:08:14.574		
2 -	34.556	110.5	35.998	94.1	24.804	103.4	34.769	109.1	2:10.127	74.47	14.247		10:10:24.701		
3 -	31.569	117.7	35.121	95.7	24.508	102.4	34.351	112.0	2:05.549	77.19	9.669		10:12:30.250		
4 -	30.926	118.5	34.425	95.5	23.749	104.5	33.591	109.2	2:02.691	78.98	6.811		10:14:32.941		
5 -	30.896	114.5	34.484	94.6	23.641	104.0	33.238	112.0	2:02.259	79.26	6.379		10:16:35.200		
6 -	30.099	118.1	34.316	95.3	23.061	105.6	33.190	111.4	2:00.666	80.31	4.786		10:18:35.866		
7 -	29.880	116.9	34.039	96.2	23.343	103.8	33.004	108.7	2:00.266	80.58	4.386		10:20:36.132		
8 -	29.248	119.8	33.008	95.4	22.749	107.0	31.886	113.9	1:56.891 (3)	82.90	1.011		10:22:33.023		
9 -	29.123	119.8	32.669	95.1	22.744	105.6	31.834	111.6	1:56.370 (2)	83.28	0.490		10:24:29.393		
10 -	28.996	120.6	32.766	96.0	22.547	107.2	31.571	112.2	1:55.880 (1)	83.63			10:26:25.273		

P21	18 S	Jodie FIELDHOUSE	Honda - Go Pink Racing												
IDEAL LAP TIME : 1:57.205			BEST LAP TIME : 1:57.312				DIFFERENCE : 0.107								
LAP	SECTOR 1	SECTOR 2	SECTOR 3	SECTOR 4	LAP TIME	MPH	DIFF	TIME OF DAY							
1 -	OUTLAP	67.2	39.854	86.8	26.180	95.4	IN PIT						10:08:00.726		
2 -	OUTLAP	110.0	36.509	88.0	24.483	99.2	34.089	101.9	3:02.798	53.01	1:05.486		10:11:03.524		
3 -	30.702	111.4	33.609	89.9	23.463	100.0	34.162	107.3	2:01.936	79.47	4.624		10:13:05.460		
4 -	30.605	114.7	34.566	91.0	23.739	98.6	33.036	105.5	2:01.946	79.47	4.634		10:15:07.406		
5 -	30.970	111.4	33.419	89.8	23.363	100.1	33.675	105.8	2:01.427	79.81	4.115		10:17:08.833		
6 -	29.993	112.9	32.695	89.4	23.306	100.3	32.326	106.8	1:58.320	81.90	1.008		10:19:07.153		
7 -	29.444	112.5	32.795	90.8	22.908	101.0	32.165	107.8	1:57.312 (1)	82.61			10:21:04.465		
8 -	29.519	113.5	32.688	90.9	23.436	100.3	32.287	107.0	1:57.930 (2)	82.17	0.618		10:23:02.395		
9 -	29.967	112.5	33.152	89.7	23.003	100.6	32.209	108.2	1:58.331	81.89	1.019		10:25:00.726		
10 -	29.556	112.7	33.159	89.5	22.965	101.5	32.256	105.5	1:57.936 (3)	82.17	0.624		10:26:58.662		

P22	77 S	Jamie LYONS	Honda - C&M Motors Ltd Racing													
IDEAL LAP TIME :			BEST LAP TIME : 1:57.601				DIFFERENCE :									
LAP	SECTOR 1	SECTOR 2	SECTOR 3	SECTOR 4	LAP TIME	MPH	DIFF	TIME OF DAY								
1 -													10:10:02.365			
2 -									2:02.028 (3)	79.41	4.427		10:12:04.393			
3 -									2:01.193 (2)	79.96	3.592		10:14:05.586			
4 -									IN PIT	2:05.826	P	8.225	10:16:11.412			
5 -										2:52.069	56.32	54.468	10:19:03.482			
6 -										1:57.601 (1)	82.40		10:21:01.083			
7 -										IN PIT	2:09.782	P	12.181	10:23:10.865		

Weather / Track : Cloudy / Dry

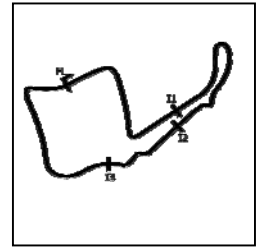
Oulton Park International
Circuit Length = 2.6920 miles
Start: 10:05 Flag 10:25 End: 10:27

MCRCB BULLETIN TK014

2019 Bennetts British Superbike Championship - Dickies Round 2

2019 HEL Performance British Motostar Championship

FREE PRACTICE 1 - SECTOR ANALYSIS



SECTOR 1 = FL to I1, SECTOR 2 = I1 to I2 SECTOR 3 = I2 to I3, SECTOR 4 = I3 to FL, DIFF = Difference To Personal Best Lap, P = Crossed Finish Line in Pit Lane, D = Time Disallowed

P23 56		Bradley WILSON				Honda - B.Wilson Racing						
IDEAL LAP TIME : 2:00.705		BEST LAP TIME : 2:00.825				DIFFERENCE : 0.120						
LAP	SECTOR 1	SECTOR 2		SECTOR 3		SECTOR 4		LAP TIME	MPH	DIFF	TIME OF DAY	
1 -	OUTLAP	107.3	38.095	88.6	25.506	100.7	34.803	106.8			10:09:19.448	
2 -	30.246	114.5	35.693	90.0	24.826	100.4	33.728	106.8	2:04.493	77.84	3.668	10:11:23.941
3 -	29.702	113.9	35.487	89.1	24.323	101.0	34.119	107.7	2:03.631	78.38	2.806	10:13:27.572
4 -	29.950	114.3	34.557	90.8	24.445	99.2	33.717	108.7	2:02.669 (2)	79.00	1.844	10:15:30.241
5 -	29.626	112.2	35.273	90.3	24.751	99.2	33.438	109.4	2:03.088	78.73	2.263	10:17:33.329
6 -	29.600	115.3	35.142	90.5	24.671	100.4	33.322	109.2	2:02.735 (3)	78.96	1.910	10:19:36.064
7 -	30.674	114.5	35.025	91.3	23.589	96.8	33.773	108.9	2:03.061	78.75	2.236	10:21:39.125
8 -	29.312	115.3	34.625	90.9	23.641	101.2	33.247	108.0	2:00.825 (1)	80.20		10:23:39.950
9 -	31.707	115.5	38.932	83.7	24.173	102.4	33.658	108.0	2:08.470	75.43	7.645	10:25:48.420

P24 27 S		Calum BEACH				Honda - Calum Beach Racing / SP125 Racing						
IDEAL LAP TIME : 2:00.742		BEST LAP TIME : 2:01.010				DIFFERENCE : 0.268						
LAP	SECTOR 1	SECTOR 2		SECTOR 3		SECTOR 4		LAP TIME	MPH	DIFF	TIME OF DAY	
1 -	OUTLAP	87.9	40.660	86.0	26.687	91.9	37.127	101.5			10:08:51.714	
2 -	33.013	111.4	35.845	88.4	24.724	98.1	34.047	106.5	2:07.629	75.93	6.619	10:10:59.343
3 -	32.070	109.8	35.297	88.6	24.255	99.5	33.845	106.8	2:05.467	77.24	4.457	10:13:04.810
4 -	31.104	110.9	34.613	89.2	23.750	98.5	33.614	108.2	2:03.081	78.73	2.071	10:15:07.891
5 -	30.874	113.3	34.633	89.7	23.714	99.4	33.615	108.2	2:02.836	78.89	1.826	10:17:10.727
6 -	30.630	113.9	34.645	89.3	23.518	100.0	33.462	106.8	2:02.255	79.27	1.245	10:19:12.982
7 -	30.315	113.5	34.506	89.4	23.413	101.2	33.178	107.0	2:01.412 (2)	79.82	0.402	10:21:14.394
8 -	30.349	112.9	34.407	89.1	23.478	100.1	32.776	108.2	2:01.010 (1)	80.08		10:23:15.404
9 -	30.204	113.1	34.349	89.1	24.204	99.4	33.118	107.3	2:01.875 (3)	79.51	0.865	10:25:17.279

P25 39		Connor SELLORS				Mahindra - Connor Sellors Racing						
IDEAL LAP TIME : 2:01.454		BEST LAP TIME : 2:03.023				DIFFERENCE : 1.569						
LAP	SECTOR 1	SECTOR 2		SECTOR 3		SECTOR 4		LAP TIME	MPH	DIFF	TIME OF DAY	
1 -	OUTLAP	110.7	37.117	90.3	25.272	101.8	33.927	109.1			10:11:07.646	
2 -	30.695	116.1	34.919	90.8	24.234	103.7	33.175	111.1	2:03.023 (1)	78.77		10:13:10.669
3 -	30.156	116.9	34.072	91.4	24.051	102.9	IN PIT		2:09.697 P	74.72	6.674	10:15:20.366

P26 37 S		Corey TINKER				Honda - Microlise Cresswell Racing						
IDEAL LAP TIME : 2:14.067		BEST LAP TIME : 2:15.148				DIFFERENCE : 1.081						
LAP	SECTOR 1	SECTOR 2		SECTOR 3		SECTOR 4		LAP TIME	MPH	DIFF	TIME OF DAY	
1 -	OUTLAP	78.1	49.897	68.7	31.334	79.2	43.627	82.6			10:10:01.122	
2 -	35.864	95.8	43.478	63.9	28.968	79.3	40.166	86.0	2:28.476	65.27	13.328	10:12:29.598
3 -	35.315	86.3	40.927	64.6	27.994	80.8	37.560	91.0	2:21.796	68.34	6.648	10:14:51.394
4 -	35.799	95.1	38.700	81.9	26.815	82.0	39.927	89.3	2:21.241	68.61	6.093	10:17:12.635
5 -	34.659	87.7	41.210	67.1	26.356	93.5	39.110	87.6	2:21.335	68.56	6.187	10:19:33.970
6 -	33.180	95.4	39.319	72.7	25.784	85.2	37.859	99.2	2:16.142 (2)	71.18	0.994	10:21:50.112
7 -	33.501	92.8	42.056	80.6	25.640	88.8	36.930	100.6	2:18.127 (3)	70.16	2.979	10:24:08.239
8 -	32.797	99.1	39.054	68.9	25.832	82.9	37.465	96.5	2:15.148 (1)	71.70		10:26:23.387

P27 41 S		Kyal TINKER				Honda - Microlise Cresswell Racing						
IDEAL LAP TIME : 2:40.193		BEST LAP TIME :				DIFFERENCE :						
LAP	SECTOR 1	SECTOR 2		SECTOR 3		SECTOR 4		LAP TIME	MPH	DIFF	TIME OF DAY	
1 -	OUTLAP	61.3	55.516	52.6	37.430	61.8	51.088	76.3			10:14:19.722	
2 -	44.124	55.7	51.164	54.6	33.651	62.4	IN PIT		3:08.352 P	51.45		10:17:28.074
3 -	OUTLAP	76.9	46.295	73.5	29.732	81.1	40.042	94.9	8:53.606	18.16		10:26:21.680

Weather / Track : Cloudy / Dry

Oulton Park International
Circuit Length = 2.6920 miles
Start: 10:05 Flag 10:25 End: 10:27

MCRCB BULLETIN TK016**2019 Bennetts British Superbike Championship - Dickies Round 2****2019 HEL Performance British Motostar Championship****FREE PRACTICE 1 - BEST SPEEDS**

POS	INTERMEDIATE 1		INTERMEDIATE 2		INTERMEDIATE 3		FINISH LINE		MPH			
	NO	NAME	MPH	NO	NAME	MPH	NO	NAME				
1	11	JONES	125.9	11	JONES	99.2	11	JONES	111.6	11	JONES	119.4
2	96	PAASCH	124.2	96	PAASCH	98.3	14	NIXON	110.5	14	NIXON	117.5
3	14	NIXON	123.8	14	NIXON	98.2	96	PAASCH	109.6	96	PAASCH	116.9
4	1	RODRIGUEZ	122.0	64	DURHAM	97.1	1	RODRIGUEZ	109.4	1	RODRIGUEZ	116.3
5	70	WHATLEY	122.0	99	DAVIES	96.8	64	DURHAM	108.5	64	DURHAM	115.7
6	64	DURHAM	121.1	48	PINFOLD	96.5	70	WHATLEY	108.4	99	DAVIES	115.1
7	99	DAVIES	121.1	1	RODRIGUEZ	96.2	54	BURMAN	108.0	54	BURMAN	115.1
8	54	BURMAN	120.9	45	SWANN	96.2	99	DAVIES	107.7	48	PINFOLD	114.9
9	88	LEIGH	120.6	88	LEIGH	96.2	48	PINFOLD	107.2	7	BEST	114.7
10	48	PINFOLD	119.8	54	BURMAN	96.0	88	LEIGH	107.2	88	LEIGH	113.9
11	45	SWANN	119.6	70	WHATLEY	95.7	7	BEST	106.6	45	SWANN	113.7
12	7	BEST	118.7	7	BEST	95.0	45	SWANN	106.1	70	WHATLEY	113.7
13	39	SELLORS	116.9	72	HORSMAN	91.6	39	SELLORS	103.7	39	SELLORS	111.1
14	19	OGDEN	116.3	39	SELLORS	91.4	72	HORSMAN	103.5	72	HORSMAN	109.6
15	56	WILSON	115.5	19	OGDEN	91.3	56	WILSON	102.4	56	WILSON	109.4
16	72	HORSMAN	115.3	71	FARRER	91.3	19	OGDEN	102.1	19	OGDEN	109.2
17	18	FIELDHOUSE	114.7	56	WILSON	91.3	71	FARRER	102.1	71	FARRER	109.1
18	57	HIATT	114.1	18	FIELDHOUSE	91.0	18	FIELDHOUSE	101.5	69	IRWIN	108.4
19	71	FARRER	113.9	17	BOURNE	90.8	57	HIATT	101.3	18	FIELDHOUSE	108.2
20	27	BEACH	113.9	69	IRWIN	90.1	27	BEACH	101.2	27	BEACH	108.2
21	69	IRWIN	113.5	57	HIATT	90.0	17	BOURNE	100.9	17	BOURNE	107.8
22	17	BOURNE	113.3	16	CLARIDGE	89.8	69	IRWIN	100.7	57	HIATT	107.5
23	16	CLARIDGE	113.1	27	BEACH	89.7	16	CLARIDGE	100.6	16	CLARIDGE	106.6
24	35	KNIGHT	112.4	35	KNIGHT	89.3	35	KNIGHT	99.2	35	KNIGHT	106.0
25	37	TINKER	99.1	37	TINKER	81.9	37	TINKER	93.5	37	TINKER	100.6
26	41	TINKER	76.9	41	TINKER	73.5	41	TINKER	81.1	41	TINKER	94.9
27												

Weather / Track : Cloudy / Dry

Results can be found at www.tsl-timing.comOulton Park International
Circuit Length = 2.6920 miles
Start: 10:05 Flag 10:25 End: 10:27

Printed - 10:31 Saturday, 04 May 2019

MCRCB BULLETIN TK017

2019 Bennetts British Superbike Championship - Dickies Round 2

2019 HEL Performance British Motostar Championship

FREE PRACTICE 1 - STATISTICS

Competitors Started 27
Planned Start 2019-05-04 @ 10:05:00.000
Actual Start 2019-05-04 @ 10:05:01.852
Finish Time 2019-05-04 @ 10:25:01.852
Track Length 2.6920mi.
Total Laps 236
Total Distance Covered 635.3187mi.

Session Fastest Lap History

NO	CL	NAME	LAP TIME	TIME OF DAY	LAP	VEHICLE
11		Dan JONES	1:48.222	10:08:56.468	2	KTM
11		Dan JONES	1:48.159	10:12:33.115	4	KTM
11		Dan JONES	1:46.265	10:14:19.380	5	KTM

Flag History

TYPE	TIME OF DAY
GREEN	10:05:01.852
FINISH	10:25:01.852

Flag Statistics

TYPE	COUNT	TOTAL LAPS	TOTAL TIME
Green	1	11	22:16.775
Red	0	0	0.000
Safety Car	0	0	0.000
FCY	0	0	0.000

Weather / Track : Cloudy / Dry

These results are provisional until the conclusion of any judicial and technical matters.

Oulton Park International
Circuit Length = 2.6920 miles
Start: 10:05 Flag 10:25 End: 10:27

Race Director :	Stewards :	Timekeeper :
-----------------	------------	--------------

MCRCB BULLETIN TK017

2019 Bennetts British Superbike Championship - Dickies Round 2

2019 HEL Performance British Motostar Championship

FREE PRACTICE 1 - STATISTICS

CLASS :

14 Starters

Fastest Lap History

NO	NAME	LAP TIME	TIME OF DAY	LAP	VEHICLE
11	Dan JONES	1:48.222	10:08:56.468	2	KTM
11	Dan JONES	1:48.159	10:12:33.115	4	KTM
11	Dan JONES	1:46.265	10:14:19.380	5	KTM

Weather / Track : Cloudy / Dry

These results are provisional until the conclusion of any judicial and technical matters.

Oulton Park International
Circuit Length = 2.6920 miles
Start: 10:05 Flag 10:25 End: 10:27

Race Director :	Stewards :	Timekeeper :
-----------------	------------	--------------

MCRCB BULLETIN TK017

2019 Bennetts British Superbike Championship - Dickies Round 2

2019 HEL Performance British Motostar Championship

FREE PRACTICE 1 - STATISTICS

CLASS : S

13 Starters

Fastest Lap History

NO	NAME	LAP TIME	TIME OF DAY	LAP	VEHICLE
19	Scott OGDEN	1:58.094	10:09:14.760	2	Honda
16	Harvey CLARIDGE	1:57.808	10:11:07.961	2	Honda
19	Scott OGDEN	1:54.099	10:11:08.858	3	Honda
72	Cameron HORSMAN	1:53.173	10:13:29.986	3	Honda
19	Scott OGDEN	1:52.111	10:14:57.047	5	Honda
19	Scott OGDEN	1:50.646	10:18:44.546	7	Honda
72	Cameron HORSMAN	1:50.011	10:22:21.646	7	Honda
19	Scott OGDEN	1:49.763	10:24:16.530	10	Honda

Weather / Track : Cloudy / Dry

These results are provisional until the conclusion of any judicial and technical matters.

Oulton Park International
Circuit Length = 2.6920 miles
Start: 10:05 Flag 10:25 End: 10:27

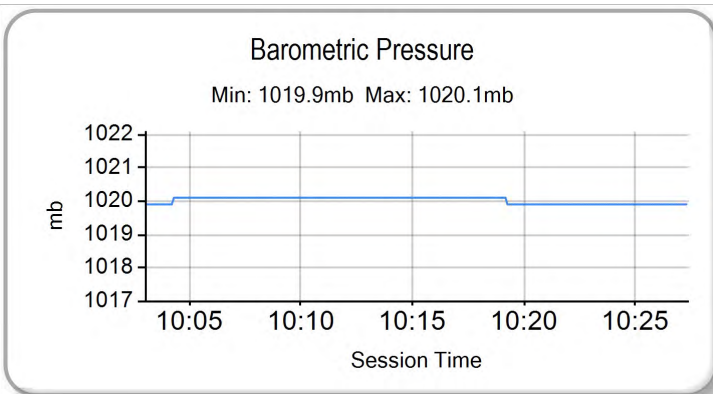
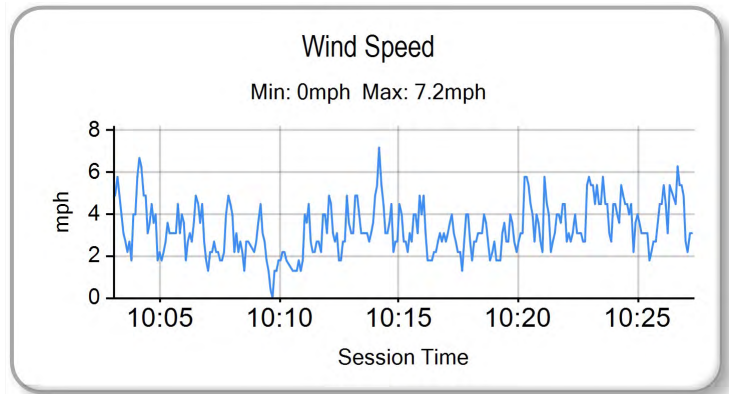
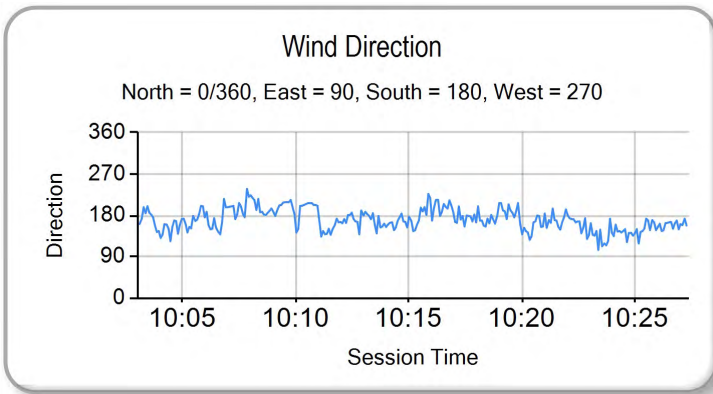
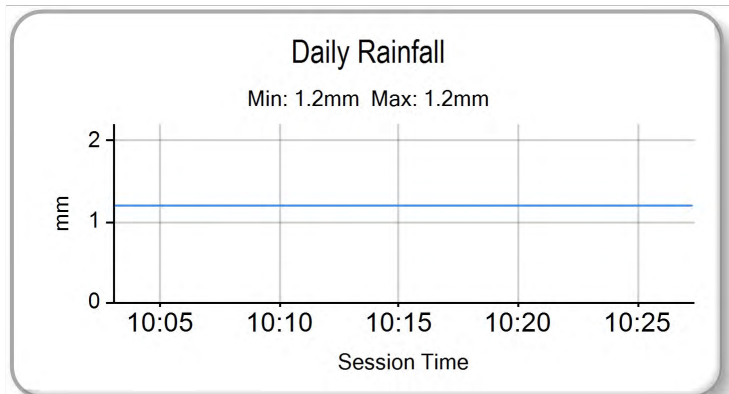
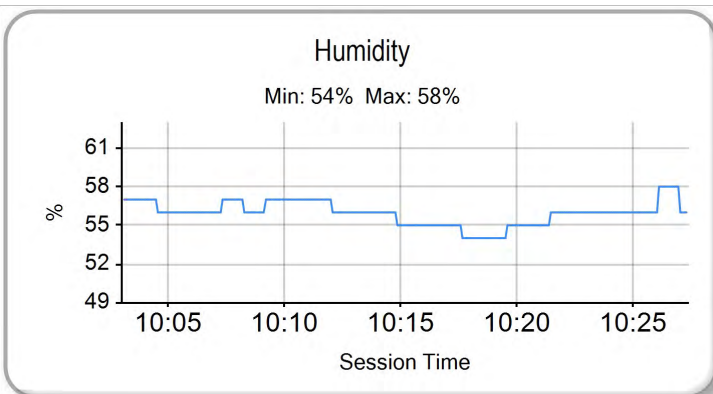
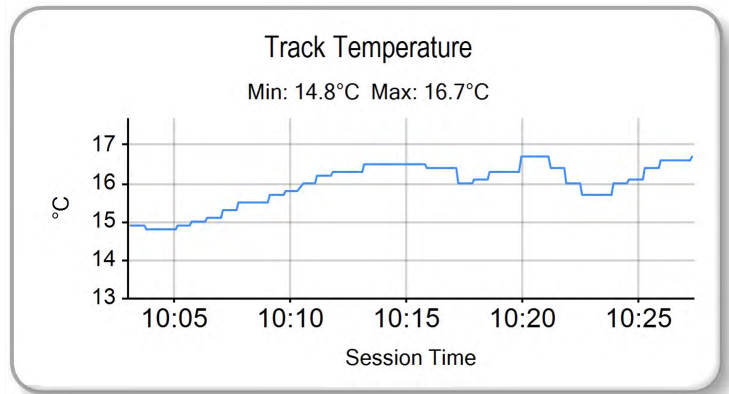
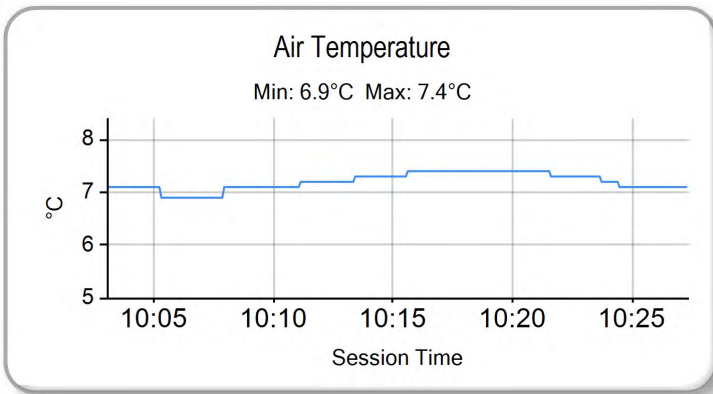
Race Director :	Stewards :	Timekeeper :
-----------------	------------	--------------

MCRCB BULLETIN TK018

2019 Bennetts British Superbike Championship - Dickies Round 2

2019 HEL Performance British Motostar Championship

FREE PRACTICE 1 - WEATHER CONDITIONS



Weather / Track : Cloudy / Dry

Results can be found at www.tsl-timing.com

Oulton Park International
Circuit Length = 2.6920 miles
Start: 10:05 Flag 10:25 End: 10:27

Printed - 10:29 Saturday, 04 May 2019



POS	NO	CL	PIC NAME	NAT	ENTRY	TIME	ON	LAPS	GAP	DIFF	MPH
1	96		1 Brandon PAASCH	USA	KTM - FPW Racing	1:45.641	12	14			91.73
2	11		2 Dan JONES	GBR	KTM - City Lifting/RS Racing	1:45.747	4	8	0.106	0.106	91.64
3	64		3 Asher DURHAM	GBR	Mahindra - Microlise Cresswell Racing	1:46.811	11	12	1.170	1.064	90.73
4	45		4 Scott SWANN	GBR	IFS KTM - IFS Team Swann Racing	1:46.991	12	12	1.350	0.180	90.58
5	14		5 Jack NIXON	GBR	KTM - Santander Salt	1:47.433	13	13	1.792	0.442	90.20
6	7		6 Edmund BEST	GBR	KTM - SymCirrus Motorsport	1:47.675	12	13	2.034	0.242	90.00
7	1		7 Victor RODRIGUEZ	ESP	DR Moto - GA Competition	1:48.009	8	9	2.368	0.334	89.72
8	70		8 Joshua WHATLEY	GBR	KTM - KRP	1:48.990	5	10	3.349	0.981	88.91
9	19	S	1 Scott OGDEN	GBR	Honda - Premium Motorhomes Scott Ogden Racing	1:49.248	7	7	3.607	0.258	88.70
10	72	S	2 Cameron HORSMAN	GBR	Honda - SP125 / Nova Racing	1:49.325	13	13	3.684	0.077	88.64
11	71	S	3 Charlie FARRER	GBR	Honda - Banks Racing/MotoEngineering	1:50.739	11	12	5.098	1.414	87.51
12	69	S	4 Rhys IRWIN	IRL	Honda - Ready 4 Racing	1:50.806	6	8	5.165	0.067	87.46
13	16	S	5 Harvey CLARIDGE	GBR	Honda - Nova Racing	1:51.291	5	13	5.650	0.485	87.08
14	99		9 Jamie DAVIES	GBR	KTM - FPW Racing	1:51.527	2	2	5.886	0.236	86.89
15	88		10 Harry LEIGH	GBR	KTM - SymCirrus Motorsport	1:51.716	14	14	6.075	0.189	86.74
16	35	S	6 Jeremy KNIGHT	GBR	Honda - Jeremy Knight Racing / SP125	1:52.524	12	12	6.883	0.808	86.12
17	2	S	7 Brian HART	BRA	Honda - GA Competition	1:52.887	11	11	7.246	0.363	85.84
18	48		11 Sharni PINFOLD	AUS	KTM - City Lifting/RS Racing	1:53.034	10	13	7.393	0.147	85.73
19	66	S	8 Annabel THOMAS	GBR	Honda - Four Anjels Racing	1:53.243	9	11	7.602	0.209	85.57
20	57	S	9 Josh HIATT	GBR	Honda - Sorrymate.com	1:53.575	9	12	7.934	0.332	85.32
21	77	S	10 Jamie LYONS	GBR	Honda - C&M Motors Ltd Racing	1:53.626	8	13	7.985	0.051	85.29
22	54		12 Sam BURMAN	GBR	KTM - TeamWNT Burman Racing	1:54.393	3	4	8.752	0.767	84.71
23	18	S	11 Jodie FIELDHOUSE	GBR	Honda - Go Pink Racing	1:54.484	10	11	8.843	0.091	84.65
24	41	S	12 Kyal TINKER	GBR	Honda - Microlise Cresswell Racing	1:57.279	12	12	11.638	2.795	82.63
25	27	S	13 Calum BEACH	GBR	Honda - Calum Beach Racing / SP125 Racing	1:57.661	13	13	12.020	0.382	82.36
26	37	S	14 Corey TINKER	GBR	Honda - Microlise Cresswell Racing	1:59.285	5	7	13.644	1.624	81.24

CLASS "" - QUALIFYING LAPTIME (110.0% of 1:45.641) = 1:56.205

CLASS "S" - QUALIFYING LAPTIME (110.0% of 1:49.248) = 2:00.172

27	56		13 Bradley WILSON	GBR	Honda - B.Wilson Racing	1:59.774	8	11	14.133	0.489	80.91
28	39		14 Connor SELLORS	GBR	Mahindra - Connor Sellors Racing	2:00.539	2	3	14.898	0.765	80.39
29	33		15 Kamil BARCIK	POL	WSRT - WUT SiMRacing	2:10.089	4	4	24.448	9.550	74.49
30	17	S	15 Franco BOURNE	GBR	Honda - Franco Bourne / SP125						

Weather / Track : Cloudy / Dry

These results are provisional until the conclusion of any judicial and technical matters.

Oulton Park International

Circuit Length = 2.6920 miles

Start: 14:05 Flag 14:30 End: 14:32

Race Director :	Stewards :	Timekeeper :
-----------------	------------	--------------

Results can be found at www.britishsuperbike.com

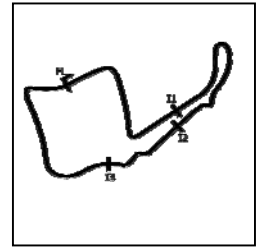
Printed - 14:32 Saturday, 04 May 2019

MCRCB BULLETIN TK050

2019 Bennetts British Superbike Championship - Dickies Round 2

2019 HEL Performance British Motostar Championship

FREE PRACTICE 2 - SECTOR ANALYSIS



SECTOR 1 = FL to I1, SECTOR 2 = I1 to I2 SECTOR 3 = I2 to I3, SECTOR 4 = I3 to FL, DIFF = Difference To Personal Best Lap, P = Crossed Finish Line in Pit Lane, D = Time Disallowed

P1 96		Brandon PAASCH						KTM - FPW Racing				
IDEAL LAP TIME : 1:45.468		BEST LAP TIME : 1:45.641			DIFFERENCE : 0.173							
LAP	SECTOR 1	SECTOR 2	SECTOR 3	SECTOR 4	LAP TIME	MPH	DIFF	TIME OF DAY				
1 -	OUTLAP	118.1	32.231	89.9	22.781	108.0	30.507	108.9				14:07:06.077
2 -	27.976	122.4	31.272	96.0	22.148	110.3	30.205	114.7	1:51.601	86.83	5.960	14:08:57.678
3 -	27.420	122.6	30.362	95.1	21.301	109.1	30.185	115.3	1:49.268	88.69	3.627	14:10:46.946
4 -	26.533	122.2	30.501	93.9	21.228	109.2	29.491	115.9	1:47.753	89.93	2.112	14:12:34.699
5 -	26.203	124.2	30.234	92.5	21.255	108.9	29.455	115.3	1:47.147	90.44	1.506	14:14:21.846
6 -	26.328	122.4	29.909	94.7	21.335	108.4	29.397	114.5	1:46.969	90.59	1.328	14:16:08.815
7 -	26.216	122.4	29.975	96.1	20.966	108.9	29.276	115.9	1:46.433 (3)	91.05	0.792	14:17:55.248
8 -	26.187	122.2	29.917	96.9	20.996	109.6	IN PIT		1:52.995 P	85.76	7.354	14:19:48.243
9 -	OUTLAP	110.7	31.421	89.1	22.095	107.3	29.615	115.9	2:53.918	55.72	1:08.277	14:22:42.161
10 -	26.333	123.1	29.812	96.2	21.602	109.1	29.399	116.1	1:47.146	90.44	1.505	14:24:29.307
11 -	26.240	123.3	29.775	96.9	20.817	109.6	29.234	116.3	1:46.066 (2)	91.37	0.425	14:26:15.373
12 -	26.063	122.6	29.372	96.2	20.951	109.2	29.255	115.3	1:45.641 (1)	91.73		14:28:01.014
13 -	26.183	121.5	29.675	97.5	21.609	109.2	29.216	116.3	1:46.683	90.84	1.042	14:29:47.697
14 -	26.877	122.0	30.006	96.6	21.288	108.9	29.405	116.1	1:47.576	90.08	1.935	14:31:35.273

P2 11		Dan JONES						KTM - City Lifting/RS Racing				
IDEAL LAP TIME : 1:44.931		BEST LAP TIME : 1:45.747			DIFFERENCE : 0.816							
LAP	SECTOR 1	SECTOR 2	SECTOR 3	SECTOR 4	LAP TIME	MPH	DIFF	TIME OF DAY				
1 -	OUTLAP	123.5	31.342	94.6	21.895	110.1	29.676	118.5				14:08:09.658
2 -	26.147	125.4	29.743	98.3	21.811	110.5	29.236	118.9	1:46.937 (2)	90.62	1.190	14:09:56.595
3 -	25.938	126.6	30.810	95.0	21.388	111.2	29.151	118.7	1:47.287 (3)	90.33	1.540	14:11:43.882
4 -	25.708	127.0	29.542	98.1	21.501	110.5	28.996	119.1	1:45.747 (1)	91.64		14:13:29.629
5 -	30.448	123.8	30.111	96.8	21.035	112.0	IN PIT		1:55.897 P	83.61	10.150	14:15:25.526
6 -	OUTLAP	124.7	29.250	98.6	21.423	110.7	29.179	118.3	4:42.864	34.26	2:57.117	14:20:08.390
7 -	26.075	125.6	30.238	94.3	21.316	110.7	IN PIT		1:52.300 P	86.29	6.553	14:22:00.690
8 -	OUTLAP	124.9	29.260	98.8	20.977	111.1	29.162	119.1	3:54.907	41.25	2:09.160	14:25:55.597

P3 64		Asher DURHAM						Mahindra - Microlise Cresswell Racing				
IDEAL LAP TIME : 1:46.811		BEST LAP TIME : 1:46.811			DIFFERENCE : 0.000							
LAP	SECTOR 1	SECTOR 2	SECTOR 3	SECTOR 4	LAP TIME	MPH	DIFF	TIME OF DAY				
1 -	OUTLAP	115.9	32.098	94.2	22.402	106.3	30.143	114.3				14:09:47.662
2 -	27.547	120.0	30.895	95.8	21.659	108.0	29.833	114.5	1:49.934	88.15	3.123	14:11:37.596
3 -	27.383	118.9	33.587	82.5	22.565	108.5	29.761	115.1	1:53.296	85.53	6.485	14:13:30.892
4 -	27.148	119.1	29.992	96.1	22.482	101.2	30.860	115.1	1:50.482	87.71	3.671	14:15:21.374
5 -	26.973	121.5	30.239	93.5	21.528	103.7	30.861	115.9	1:49.601	88.42	2.790	14:17:10.975
6 -	26.978	120.9	30.139	96.4	21.181	109.1	29.878	115.3	1:48.176 (3)	89.58	1.365	14:18:59.151
7 -	26.819	119.6	29.902	95.8	23.345	93.4	38.491	100.1	1:58.557	81.74	11.746	14:20:57.708
8 -	33.754	127.7	34.506	90.1	31.221	81.4	31.916	114.3	2:11.397	73.75	24.586	14:23:09.105
9 -	27.019	120.2	30.106	95.4	21.437	108.4	30.695	115.1	1:49.257	88.70	2.446	14:24:58.362
10 -	26.886	120.4	32.552	81.4	21.749	108.2	29.818	115.7	1:51.005	87.30	4.194	14:26:49.367
11 -	26.648	120.6	29.616	96.9	21.124	108.5	29.423	116.1	1:46.811 (1)	90.73		14:28:36.178
12 -	26.701	121.3	29.860	97.8	21.129	108.4	29.452	115.1	1:47.142 (2)	90.45	0.331	14:30:23.320

P4 45		Scott SWANN						IFS KTM - IFS Team Swann Racing				
IDEAL LAP TIME : 1:46.991		BEST LAP TIME : 1:46.991			DIFFERENCE : 0.000							
LAP	SECTOR 1	SECTOR 2	SECTOR 3	SECTOR 4	LAP TIME	MPH	DIFF	TIME OF DAY				
1 -	OUTLAP	115.7	33.666	91.0	22.779	106.1	30.840	113.7				14:07:21.910
2 -	27.559	121.1	31.408	94.7	21.734	105.1	30.185	114.5	1:50.886	87.39	3.895	14:09:12.796
3 -	27.172	120.2	31.540	92.9	28.449	103.5	30.408	114.5	1:57.569	82.43	10.578	14:11:10.365
4 -	27.050	121.5	31.248	94.5	21.616	108.2	30.415	114.7	1:50.329	87.84	3.338	14:13:00.694
5 -	27.064	120.6	31.523	92.3	21.566	106.3	29.820	114.5	1:49.973	88.12	2.982	14:14:50.667
6 -	26.864	120.6	30.433	95.0	21.387	107.3	29.653	115.1	1:48.337 (3)	89.45	1.346	14:16:39.004
7 -	26.736	120.4	31.173	94.7	21.230	106.5	29.878	114.7	1:49.017	88.89	2.026	14:18:28.021
8 -	28.106	111.4	31.786	93.7	22.069	106.1	IN PIT		1:57.885 P	82.20	10.894	14:20:25.906
9 -	OUTLAP	115.1	31.722	93.7	22.671	95.4	32.637	114.7	4:33.444	35.44	2:46.453	14:24:59.350
10 -	26.816	121.3	31.410	93.9	21.323	106.8	29.636	114.1	1:49.185	88.76	2.194	14:26:48.535
11 -	26.733	119.8	30.005	95.8	21.115	107.8	29.453	115.3	1:47.306 (2)	90.31	0.315	14:28:35.841

Weather / Track : Cloudy / Dry

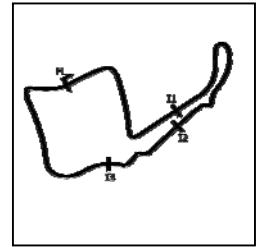
Oulton Park International
Circuit Length = 2.6920 miles
Start: 14:05 Flag 14:30 End: 14:32

MCRCB BULLETIN TK050

2019 Bennetts British Superbike Championship - Dickies Round 2

2019 HEL Performance British Motostar Championship

FREE PRACTICE 2 - SECTOR ANALYSIS



SECTOR 1 = FL to I1, SECTOR 2 = I1 to I2 SECTOR 3 = I2 to I3, SECTOR 4 = I3 to FL, DIFF = Difference To Personal Best Lap, P = Crossed Finish Line in Pit Lane, D = Time Disallowed

12 - 26.693 119.4 **29.980** **96.2** **20.960** 107.3 **29.358** 115.1 **1:46.991 (1)** **90.58** **14:30:22.832**

P5 14		Jack NIXON						KTM - Santander Salt				
IDEAL LAP TIME : 1:47.200		BEST LAP TIME : 1:47.433				DIFFERENCE : 0.233						
LAP	SECTOR 1	SECTOR 2		SECTOR 3		SECTOR 4		LAP TIME	MPH	DIFF	TIME OF DAY	
1 -	OUTLAP	110.5	35.562	91.9	23.275	107.2	30.674	116.1			14:07:34.276	
2 -	28.628	120.0	33.154	96.0	21.969	109.6	30.006	117.1	1:53.757	85.19	6.324	14:09:28.033
3 -	27.207	122.9	31.345	97.3	21.740	110.0	29.562	116.9	1:49.854	88.21	2.421	14:11:17.887
4 -	26.851	123.5	30.796	97.2	21.501	109.2	29.602	116.5	1:48.750	89.11	1.317	14:13:06.637
5 -	26.742	122.9	30.153	97.8	21.461	110.0	29.542	117.1	1:47.898 (3)	89.81	0.465	14:14:54.535
6 -	26.740	124.5	30.396	98.1	21.383	110.7	29.647	116.1	1:48.166	89.59	0.733	14:16:42.701
7 -	26.716	122.9	30.415	96.9	21.532	110.3	IN PIT		1:56.475 P	83.20	9.042	14:18:39.176
8 -	OUTLAP	119.4	31.539	94.6	22.220	107.8	29.956	116.1	2:49.668	57.11	1:02.235	14:21:28.844
9 -	26.743	122.4	31.160	94.9	21.873	109.2	29.824	115.7	1:49.600	88.42	2.167	14:23:18.444
10 -	26.771	124.2	30.477	96.2	21.571	110.0	29.327	116.5	1:48.146	89.61	0.713	14:25:06.590
11 -	26.590	123.3	30.764	96.2	21.550	110.1	29.286	116.1	1:48.190	89.57	0.757	14:26:54.780
12 -	26.618	122.9	30.201	97.2	21.371	109.8	29.373	116.5	1:47.563 (2)	90.09	0.130	14:28:42.343
13 -	26.743	122.4	30.233	97.5	21.220	110.1	29.237	116.9	1:47.433 (1)	90.20		14:30:29.776

P6 7		Edmund BEST						KTM - SymCircus Motorsport				
IDEAL LAP TIME : 1:47.652		BEST LAP TIME : 1:47.675				DIFFERENCE : 0.023						
LAP	SECTOR 1	SECTOR 2		SECTOR 3		SECTOR 4		LAP TIME	MPH	DIFF	TIME OF DAY	
1 -	OUTLAP	117.9	31.501	93.4	22.055	105.0	30.419	112.7			14:06:56.597	
2 -	27.176	118.7	30.946	93.8	21.742	106.1	29.955	113.1	1:49.819	88.24	2.144	14:08:46.416
3 -	27.159	118.7	30.688	93.8	21.582	106.0	29.868	112.9	1:49.297	88.66	1.622	14:10:35.713
4 -	26.818	118.9	30.571	93.8	21.631	105.6	29.798	113.5	1:48.818	89.05	1.143	14:12:24.531
5 -	26.633	119.8	30.438	93.2	21.563	106.0	30.124	113.7	1:48.758	89.10	1.083	14:14:13.289
6 -	27.296	118.5	31.748	92.1	21.692	105.6	IN PIT		1:57.364 P	82.57	9.689	14:16:10.653
7 -	OUTLAP	118.1	30.394	94.9	21.576	105.8	30.006	113.1	4:01.299	40.16	2:13.624	14:20:11.952
8 -	26.823	118.3	30.255	94.2	21.489	106.0	29.754	113.1	1:48.321 (3)	89.46	0.646	14:22:00.273
9 -	26.852	118.9	30.412	94.3	21.531	106.0	29.802	113.3	1:48.597	89.24	0.922	14:23:48.870
10 -	26.573	120.0	31.138	91.1	21.628	106.1	29.575	114.3	1:48.914	88.98	1.239	14:25:37.784
11 -	26.532	118.5	30.259	95.3	21.358	106.5	29.654	113.5	1:47.803 (2)	89.89	0.128	14:27:25.587
12 -	26.547	119.1	30.224	94.6	21.321	106.8	29.583	114.3	1:47.675 (1)	90.00		14:29:13.262
13 -	26.699	119.4	31.889	89.4	21.515	107.7	30.082	113.9	1:50.185	87.95	2.510	14:31:03.447

P7 1		Victor RODRIGUEZ						DR Moto - GA Competition				
IDEAL LAP TIME : 1:47.478		BEST LAP TIME : 1:48.009				DIFFERENCE : 0.531						
LAP	SECTOR 1	SECTOR 2		SECTOR 3		SECTOR 4		LAP TIME	MPH	DIFF	TIME OF DAY	
1 -	OUTLAP	120.4	32.418	88.7	22.471	104.8	30.154	114.1			14:13:31.102	
2 -	27.355	115.5	32.021	96.9	21.175	110.7	30.251	116.3	1:50.802	87.46	2.793	14:15:21.904
3 -	26.946	122.6	30.212	96.8	21.441	109.6	29.931	116.7	1:48.530	89.29	0.521	14:17:10.434
4 -	27.114	120.6	30.137	94.6	21.131	109.6	29.913	116.1	1:48.295 (2)	89.48	0.286	14:18:58.729
5 -	26.715	120.2	29.931	95.5	24.259	93.5	38.715	91.0	1:59.620	81.01	11.611	14:20:58.349
6 -	34.618	82.8	34.622	89.0	27.471	86.1	IN PIT		2:16.487 P	71.00	28.478	14:23:14.836
7 -	OUTLAP	121.1	30.901	94.3	21.525	108.4	30.197	115.1	3:10.874	50.77	1:22.865	14:26:25.710
8 -	26.601	122.4	30.303	96.0	21.290	109.1	29.815	115.7	1:48.009 (1)	89.72		14:28:13.719
9 -	26.884	121.1	30.273	96.4	21.291	108.7	29.996	115.5	1:48.444 (3)	89.36	0.435	14:30:02.163

P8 70		Joshua WHATLEY						KTM - KRP				
IDEAL LAP TIME : 1:48.665		BEST LAP TIME : 1:48.990				DIFFERENCE : 0.325						
LAP	SECTOR 1	SECTOR 2		SECTOR 3		SECTOR 4		LAP TIME	MPH	DIFF	TIME OF DAY	
1 -	OUTLAP	121.5	32.883	93.5	23.748	92.4	32.287	113.1			14:07:02.794	
2 -	27.769	123.5	31.789	94.7	22.506	106.1	30.879	113.5	1:52.943	85.80	3.953	14:08:55.737
3 -	27.819	122.9	31.037	95.5	21.865	108.4	30.881	114.1	1:51.602	86.83	2.612	14:10:47.339
4 -	26.947	123.5	30.642	95.5	21.508	107.8	30.183	113.7	1:49.280	88.68	0.290	14:12:36.619
5 -	26.810	124.5	30.369	94.7	21.549	108.0	30.262	112.9	1:48.990 (1)	88.91		14:14:25.609
6 -	27.001	123.3	30.334	95.3	21.470	107.5	30.190	114.1	1:48.995 (2)	88.91	0.005	14:16:14.604
7 -	28.710	122.0	31.270	95.5	21.613	107.3	30.372	113.1	1:51.965	86.55	2.975	14:18:06.569
8 -	26.974	122.2	30.647	94.5	21.338	107.5	30.380	114.9	1:49.339	88.63	0.349	14:19:55.908

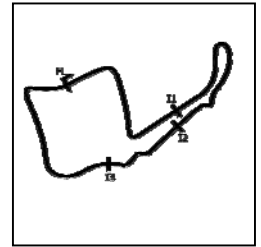
Weather / Track : Cloudy / Dry

Oulton Park International
Circuit Length = 2.6920 miles
Start: 14:05 Flag 14:30 End: 14:32

2019 Bennetts British Superbike Championship - Dickies Round 2

2019 HEL Performance British Motostar Championship

FREE PRACTICE 2 - SECTOR ANALYSIS



SECTOR 1 = FL to I1, SECTOR 2 = I1 to I2 SECTOR 3 = I2 to I3, SECTOR 4 = I3 to FL, DIFF = Difference To Personal Best Lap, P = Crossed Finish Line in Pit Lane, D = Time Disallowed

9 -	27.037	122.6	30.514	96.5	21.622	107.0	30.203	113.7	1:49.376	88.60	0.386	14:21:45.284
10 -	27.007	124.0	30.651	95.4	21.353	107.7	30.247	114.3	1:49.258 (3)	88.70	0.268	14:23:34.542

P9 19 S		Scott OGDEN		Honda - Premium Motorhomes Scott Ogden Racing													
IDEAL LAP TIME : 1:48.823		BEST LAP TIME : 1:49.248		DIFFERENCE : 0.425													
LAP	SECTOR 1	SECTOR 2	SECTOR 3	SECTOR 4	LAP TIME	MPH	DIFF	TIME OF DAY									
1 -	OUTLAP	99.5	33.075	88.1	22.321	100.9	31.546	105.8					14:07:36.683				
2 -	27.586	116.1	32.517	90.1	22.109	101.6	30.208	108.7	1:52.420	86.20	3.172		14:09:29.103				
3 -	27.425	116.1	30.697	92.4	21.958	103.8	30.305	109.8	1:50.385	87.79	1.137		14:11:19.488				
4 -	26.988	118.5	30.982	90.9	21.881	102.2	30.816	108.2	1:50.667	87.57	1.419		14:13:10.155				
5 -	27.230	114.1	30.423	90.8	21.585	101.3	30.199	109.1	1:49.437 (2)	88.55	0.189		14:14:59.592				
6 -	27.066	115.9	30.731	91.8	21.682	101.8	30.394	108.7	1:49.873 (3)	88.20	0.625		14:16:49.465				
7 -	26.911	114.5	30.140	91.5	21.573	102.1	30.624	109.1	1:49.248 (1)	88.70			14:18:38.713				

P10 72 S		Cameron HORSMAN		Honda - SP125 / Nova Racing													
IDEAL LAP TIME : 1:48.839		BEST LAP TIME : 1:49.325		DIFFERENCE : 0.486													
LAP	SECTOR 1	SECTOR 2	SECTOR 3	SECTOR 4	LAP TIME	MPH	DIFF	TIME OF DAY									
1 -	OUTLAP	100.9	33.141	90.3	22.308	103.5	31.115	108.0					14:07:36.587				
2 -	27.279	116.9	32.618	90.8	21.881	103.7	30.229	109.6	1:52.007	86.52	2.682		14:09:28.594				
3 -	27.639	116.7	30.916	91.9	21.855	103.4	30.320	109.2	1:50.730	87.52	1.405		14:11:19.324				
4 -	27.093	117.1	31.593	90.4	21.809	103.2	30.428	109.1	1:50.923	87.36	1.598		14:13:10.247				
5 -	27.442	113.7	30.718	91.1	21.596	102.7	30.163	110.0	1:49.919	88.16	0.594		14:15:00.166				
6 -	27.225	114.9	30.528	92.1	21.786	103.4	30.102	109.8	1:49.641 (3)	88.39	0.316		14:16:49.807				
7 -	26.896	116.3	30.611	91.1	21.483	103.2	30.580	109.8	1:49.570 (2)	88.44	0.245		14:18:39.377				
8 -	27.208	114.1	30.562	90.9	21.625	102.4	30.314	110.0	1:49.709	88.33	0.384		14:20:29.086				
9 -	27.483	114.9	30.606	91.8	22.218	101.8	IN PIT		1:56.623 P	83.09	7.298		14:22:25.709				
10 -	OUTLAP	95.5	33.242	91.6	21.597	103.0	30.313	109.4	3:32.769	45.54	1:43.444		14:25:58.478				
11 -	27.180	114.1	30.596	91.9	21.518	102.9	30.692	109.2	1:49.986	88.11	0.661		14:27:48.464				
12 -	27.098	114.1	30.624	93.0	22.735	101.6	30.478	109.6	1:50.935	87.36	1.610		14:29:39.399				
13 -	27.300	114.1	30.473	92.5	21.565	103.0	29.987	109.6	1:49.325 (1)	88.64			14:31:28.724				

P11 71 S		Charlie FARRER		Honda - Banks Racing/MotoEngineering													
IDEAL LAP TIME : 1:50.449		BEST LAP TIME : 1:50.739		DIFFERENCE : 0.290													
LAP	SECTOR 1	SECTOR 2	SECTOR 3	SECTOR 4	LAP TIME	MPH	DIFF	TIME OF DAY									
1 -	OUTLAP	112.2	32.755	90.9	22.864	102.1	32.583	109.1					14:07:25.839				
2 -	28.560	112.9	31.811	92.0	22.252	102.1	30.865	109.6	1:53.488	85.39	2.749		14:09:19.327				
3 -	28.081	115.9	32.679	91.4	21.976	102.7	IN PIT		1:59.450 P	81.13	8.711		14:11:18.777				
4 -	OUTLAP	113.7	33.154	89.8	22.275	102.9	30.814	109.2	3:33.561	45.37	1:42.822		14:14:52.338				
5 -	27.933	115.1	31.297	91.8	22.085	101.8	30.507	110.1	1:51.822	86.66	1.083		14:16:44.160				
6 -	27.926	115.7	31.268	92.0	21.935	102.1	30.683	109.8	1:51.812	86.67	1.073		14:18:35.972				
7 -	27.940	114.1	31.088	91.9	21.754	102.4	30.945	108.9	1:51.727 (3)	86.74	0.988		14:20:27.699				
8 -	27.694	114.1	31.014	91.6	23.390	98.1	30.632	109.8	1:52.730	85.96	1.991		14:22:20.429				
9 -	27.619	114.5	31.368	90.8	23.925	88.6	IN PIT		2:02.956 P	78.81	12.217		14:24:23.385				
10 -	OUTLAP	111.2	33.160	82.0	22.548	101.8	30.675	109.6	2:57.208	54.68	1:06.469		14:27:20.593				
11 -	27.825	112.7	30.930	92.4	21.630	102.2	30.354	110.7	1:50.739 (1)	87.51			14:29:11.332				
12 -	27.535	114.5	31.082	91.5	22.233	102.1	30.470	109.6	1:51.320 (2)	87.05	0.581		14:31:02.652				

P12 69 S		Rhys IRWIN		Honda - Ready 4 Racing													
IDEAL LAP TIME : 1:50.597		BEST LAP TIME : 1:50.806		DIFFERENCE : 0.209													
LAP	SECTOR 1	SECTOR 2	SECTOR 3	SECTOR 4	LAP TIME	MPH	DIFF	TIME OF DAY									
1 -	OUTLAP	112.5	32.278	89.2	23.358	100.4	35.003	107.0					14:07:17.267				
2 -	28.118	114.3	31.443	90.3	22.375	101.0	30.975	105.1	1:52.911	85.83	2.105		14:09:10.178				
3 -	28.502	108.0	32.747	87.4	23.360	97.9	IN PIT		2:03.110 P	78.72	12.304		14:11:13.288				
4 -	OUTLAP	93.8	32.692	87.7	23.070	95.5	30.991	104.8	2:48.152	57.63	57.346		14:14:01.440				
5 -	28.246	112.2	31.261	88.5	22.528	98.8	30.759	106.1	1:52.794 (3)	85.92	1.988		14:15:54.234				
6 -	27.649	112.9	30.615	90.4	21.984	100.1	30.558	107.7	1:50.806 (1)	87.46			14:17:45.040				
7 -	27.523	113.7	31.089	90.6	22.139	99.8	30.475	107.7	1:51.226 (2)	87.13	0.420		14:19:36.266				
8 -	28.295	107.0	32.107	86.2	23.597	96.8	IN PIT		2:01.907 P	79.49	11.101		14:21:38.173				

Weather / Track : Cloudy / Dry

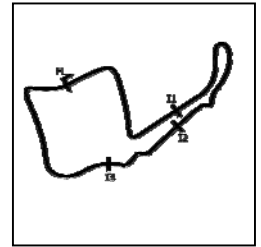
Oulton Park International
 Circuit Length = 2.6920 miles
 Start: 14:05 Flag 14:30 End: 14:32

MCRCB BULLETIN TK050

2019 Bennetts British Superbike Championship - Dickies Round 2

2019 HEL Performance British Motostar Championship

FREE PRACTICE 2 - SECTOR ANALYSIS



SECTOR 1 = FL to I1, SECTOR 2 = I1 to I2 SECTOR 3 = I2 to I3, SECTOR 4 = I3 to FL, DIFF = Difference To Personal Best Lap, P = Crossed Finish Line in Pit Lane, D = Time Disallowed

P13 16 S		Harvey CLARIDGE				Honda - Nova Racing							
IDEAL LAP TIME : 1:51.200		BEST LAP TIME : 1:51.291				DIFFERENCE : 0.091							
LAP	SECTOR 1	SECTOR 2		SECTOR 3		SECTOR 4		LAP TIME	MPH	DIFF	TIME OF DAY		
1 -	OUTLAP	109.6	32.912	88.8	23.160	99.7	31.356	107.0			14:07:08.474		
2 -	27.721	114.1	31.534	90.5	22.490	101.2	31.095	107.0	1:52.840	85.88	1.549	14:09:01.314	
3 -	28.496	115.5	32.644	89.4	22.489	99.5	IN PIT		2:00.938	P	80.13	9.647	14:11:02.252
4 -	OUTLAP	111.4	31.794	89.8	22.571	99.7	31.412	108.2	2:08.225		75.58	16.934	14:13:10.477
5 -	27.529	114.3	30.936	90.5	21.994	100.7	30.832	107.8	1:51.291 (1)		87.08		14:15:01.768
6 -	27.438	113.7	31.376	89.4	22.287	100.1	31.084	106.6	1:52.185	(3)	86.38	0.894	14:16:53.953
7 -	27.881	112.2	31.460	89.5	22.228	99.5	31.331	106.8	1:52.900		85.83	1.609	14:18:46.853
8 -	27.995	111.6	31.430	89.7	22.129	99.5	31.251	107.2	1:52.805		85.91	1.514	14:20:39.658
9 -	27.554	112.9	31.113	89.4	22.094	100.1	31.442	107.3	1:52.203		86.37	0.912	14:22:31.861
10 -	27.887	112.5	31.519	87.9	22.574	98.5	IN PIT		2:01.206	P	79.95	9.915	14:24:33.067
11 -	OUTLAP	110.3	31.603	89.9	22.366	99.8	31.165	106.8	3:22.234		47.92	1:30.943	14:27:55.301
12 -	27.677	111.6	31.296	90.4	22.106	99.8	30.916	107.5	1:51.995	(2)	86.53	0.704	14:29:47.296
13 -	27.780	113.3	32.531	90.5	22.780	98.9	31.038	105.6	1:54.129		84.91	2.838	14:31:41.425

P14 99		Jamie DAVIES				KTM - FPW Racing							
IDEAL LAP TIME : 1:51.262		BEST LAP TIME : 1:51.527				DIFFERENCE : 0.265							
LAP	SECTOR 1	SECTOR 2		SECTOR 3		SECTOR 4		LAP TIME	MPH	DIFF	TIME OF DAY		
1 -	OUTLAP	118.9	32.288	94.7	22.729	106.1	30.616	115.1			14:07:06.306		
2 -	27.587	121.1	31.344	96.2	22.176	109.6	30.420	115.5	1:51.527 (1)		86.89		14:08:57.833

P15 88		Harry LEIGH				KTM - SymCirrus Motorsport							
IDEAL LAP TIME : 1:51.025		BEST LAP TIME : 1:51.716				DIFFERENCE : 0.691							
LAP	SECTOR 1	SECTOR 2		SECTOR 3		SECTOR 4		LAP TIME	MPH	DIFF	TIME OF DAY		
1 -	OUTLAP	119.6	33.147	95.5	22.546	107.0	31.080	113.7			14:07:11.233		
2 -	28.378	120.9	31.978	95.5	22.154	107.5	30.978	113.1	1:53.488		85.39	1.772	14:09:04.721
3 -	28.521	121.3	32.037	96.2	22.079	107.3	30.833	114.9	1:53.470		85.40	1.754	14:10:58.191
4 -	27.529	120.6	31.442	96.6	22.097	106.6	30.815	114.9	1:51.883	(2)	86.61	0.167	14:12:50.074
5 -	27.913	121.7	31.585	95.5	22.324	103.8	31.470	114.3	1:53.292		85.54	1.576	14:14:43.366
6 -	27.848	121.3	31.681	95.7	22.878	104.6	31.324	113.1	1:53.731		85.21	2.015	14:16:37.097
7 -	28.037	117.3	32.327	96.6	22.367	106.6	31.185	115.1	1:53.916		85.07	2.200	14:18:31.013
8 -	28.090	121.7	32.234	94.7	22.249	106.1	31.544	113.7	1:54.117		84.92	2.401	14:20:25.130
9 -	27.930	120.0	31.819	92.5	22.020	107.5	31.113	114.3	1:52.882		85.85	1.166	14:22:18.012
10 -	27.989	121.3	32.086	95.7	22.119	106.8	30.784	114.1	1:52.978		85.78	1.262	14:24:10.990
11 -	27.829	121.7	32.199	95.5	21.812	107.7	30.380	115.1	1:52.220	(3)	86.35	0.504	14:26:03.210
12 -	27.857	121.1	31.304	96.6	22.363	107.3	30.786	112.7	1:52.310		86.29	0.594	14:27:55.520
13 -	27.942	120.4	32.927	94.5	22.250	106.1	30.499	114.5	1:53.618		85.29	1.902	14:29:49.138
14 -	27.561	120.4	31.636	94.9	21.906	107.5	30.613	113.9	1:51.716 (1)		86.74		14:31:40.854

P16 35 S		Jeremy KNIGHT				Honda - Jeremy Knight Racing / SP125							
IDEAL LAP TIME : 1:52.355		BEST LAP TIME : 1:52.524				DIFFERENCE : 0.169							
LAP	SECTOR 1	SECTOR 2		SECTOR 3		SECTOR 4		LAP TIME	MPH	DIFF	TIME OF DAY		
1 -	OUTLAP	111.6	33.396	86.4	23.449	97.9	31.911	105.8			14:07:05.252		
2 -	29.120	110.5	32.502	89.2	22.924	99.5	31.439	105.5	1:55.985		83.55	3.461	14:09:01.237
3 -	28.490	111.8	32.462	88.3	22.621	99.2	31.520	105.8	1:55.093		84.20	2.569	14:10:56.330
4 -	28.149	111.1	32.512	87.9	22.839	99.2	31.220	107.2	1:54.720		84.47	2.196	14:12:51.050
5 -	28.007	113.1	32.022	87.2	22.647	98.6	31.383	105.3	1:54.059		84.96	1.535	14:14:45.109
6 -	28.367	112.0	33.500	71.3	24.930	97.3	IN PIT		2:07.683	P	75.90	15.159	14:16:52.792
7 -	OUTLAP	110.1	33.425	88.3	22.462	98.8	31.213	103.8	2:46.390		58.24	53.866	14:19:39.182
8 -	28.249	111.8	31.644	86.5	22.522	99.4	30.840	106.8	1:53.255		85.57	0.731	14:21:32.437
9 -	28.280	111.6	31.600	88.6	22.287	98.9	30.972	105.6	1:53.139		85.65	0.615	14:23:25.576
10 -	28.123	110.9	31.516	88.0	22.251	98.5	31.181	106.5	1:53.071	(3)	85.70	0.547	14:25:18.647
11 -	28.093	110.9	31.475	89.4	22.261	99.2	30.987	105.8	1:52.816	(2)	85.90	0.292	14:27:11.463
12 -	28.058	108.9	31.339	89.3	22.169	98.5	30.958	106.6	1:52.524 (1)		86.12		14:29:03.987

Weather / Track : Cloudy / Dry

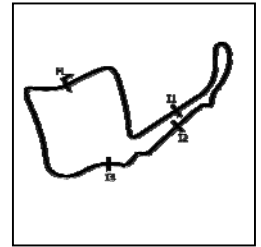
Oulton Park International
Circuit Length = 2.6920 miles
Start: 14:05 Flag 14:30 End: 14:32

MCRCB BULLETIN TK050

2019 Bennetts British Superbike Championship - Dickies Round 2

2019 HEL Performance British Motostar Championship

FREE PRACTICE 2 - SECTOR ANALYSIS



SECTOR 1 = FL to I1, SECTOR 2 = I1 to I2 SECTOR 3 = I2 to I3, SECTOR 4 = I3 to FL, DIFF = Difference To Personal Best Lap, P = Crossed Finish Line in Pit Lane, D = Time Disallowed

P17		2 S		Brian HART				Honda - GA Competition				
IDEAL LAP TIME : 1:52.866		BEST LAP TIME : 1:52.887				DIFFERENCE : 0.021						
LAP	SECTOR 1	SECTOR 2		SECTOR 3		SECTOR 4		LAP TIME	MPH	DIFF	TIME OF DAY	
1 -	OUTLAP	72.0	43.195	71.0	31.933	58.8	46.176	69.4			14:08:06.318	
2 -	40.898	89.0	40.662	65.0	28.617	74.7	37.798	80.6	2:27.975	65.49	35.088	14:10:34.293
3 -	34.069	98.6	37.324	70.1	26.485	82.8	41.906	88.7	2:19.784	69.33	26.897	14:12:54.077
4 -	30.890	103.5	36.059	77.8	25.089	78.9	37.579	99.8	2:09.617	74.76	16.730	14:15:03.694
5 -	29.337	110.0	33.303	85.1	23.885	96.1	32.693	101.8	1:59.218	81.29	6.331	14:17:02.912
6 -	28.690	110.1	32.499	86.9	23.257	97.5	31.946	106.6	1:56.392	83.26	3.505	14:18:59.304
7 -	27.964	111.6	31.994	87.0	22.787	98.5	31.812	105.1	1:54.557	84.59	1.670	14:20:53.861
8 -	28.032	112.0	31.852	87.6	22.773	98.2	31.705	104.8	1:54.362 (3)	84.74	1.475	14:22:48.223
9 -	28.045	111.6	31.779	84.3	22.722	98.6	31.757	104.2	1:54.303 (2)	84.78	1.416	14:24:42.526
10 -	28.442	110.3	32.038	86.8	22.505	98.6	31.385	105.8	1:54.370	84.73	1.483	14:26:36.896
11 -	27.796	111.2	31.251	88.3	22.434	98.1	31.406	105.6	1:52.887 (1)	85.84		14:28:29.783

P18		48		Sharni PINFOLD				KTM - City Lifting/RS Racing				
IDEAL LAP TIME : 1:52.637		BEST LAP TIME : 1:53.034				DIFFERENCE : 0.397						
LAP	SECTOR 1	SECTOR 2		SECTOR 3		SECTOR 4		LAP TIME	MPH	DIFF	TIME OF DAY	
1 -	OUTLAP	120.2	32.525	93.3	23.521	106.8	31.154	114.9			14:07:00.957	
2 -	29.019	120.0	32.272	94.7	23.330	107.2	31.140	114.7	1:55.761	83.71	2.727	14:08:56.718
3 -	28.533	118.9	32.650	94.7	23.086	106.1	31.301	114.3	1:55.570	83.85	2.536	14:10:52.288
4 -	28.368	119.8	32.235	95.0	23.132	106.1	31.107	114.9	1:54.842	84.38	1.808	14:12:47.130
5 -	28.397	121.3	32.395	92.5	23.214	107.0	31.195	113.9	1:55.201	84.12	2.167	14:14:42.331
6 -	28.567	119.8	31.758	94.7	22.933	105.5	31.204	114.3	1:54.462	84.66	1.428	14:16:36.793
7 -	28.263	120.0	32.202	96.0	22.375	107.0	30.976	114.3	1:53.816	85.14	0.782	14:18:30.609
8 -	28.048	119.6	32.592	90.5	23.567	102.9	IN PIT		2:03.982 P	78.16	10.948	14:20:34.591
9 -	OUTLAP	117.9	32.176	94.2	22.667	106.1	30.873	114.9	3:20.024	48.45	1:26.990	14:23:54.615
10 -	28.012	120.0	31.723	95.1	22.677	107.2	30.622	114.7	1:53.034 (1)	85.73		14:25:47.649
11 -	27.981	118.9	31.659	95.1	22.510	107.3	31.532	113.5	1:53.682	85.24	0.648	14:27:41.331
12 -	28.020	119.1	31.669	95.7	22.511	106.8	31.042	114.3	1:53.242 (2)	85.58	0.208	14:29:34.573
13 -	28.190	118.3	31.827	95.7	22.497	107.3	30.742	114.7	1:53.256 (3)	85.56	0.222	14:31:27.829

P19		66 S		Annabel THOMAS				Honda - Four Anjels Racing				
IDEAL LAP TIME : 1:53.106		BEST LAP TIME : 1:53.243				DIFFERENCE : 0.137						
LAP	SECTOR 1	SECTOR 2		SECTOR 3		SECTOR 4		LAP TIME	MPH	DIFF	TIME OF DAY	
1 -	OUTLAP	105.1	36.798	85.2	24.569	99.4	33.189	107.0			14:07:37.968	
2 -	28.983	113.9	32.987	87.0	23.637	99.1	32.865	106.5	1:58.472	81.80	5.229	14:09:36.440
3 -	28.164	113.5	32.028	88.1	22.560	99.8	31.320	106.5	1:54.072	84.95	0.829	14:11:30.512
4 -	28.155	111.1	31.741	86.5	22.452	99.5	31.166	107.0	1:53.514 (3)	85.37	0.271	14:13:24.026
5 -	28.021	111.8	31.582	87.8	22.443	99.8	31.431	107.2	1:53.477 (2)	85.40	0.234	14:15:17.503
6 -	28.373	112.4	32.803	87.7	23.790	98.5	IN PIT		2:03.871 P	78.23	10.628	14:17:21.374
7 -	OUTLAP	105.8	33.757	84.0	23.592	98.8	IN PIT		4:03.407 P	39.81	2:10.164	14:21:24.781
8 -	OUTLAP	111.6	32.276	88.1	22.774	98.5	31.259	107.2	2:34.200	62.84	40.957	14:23:58.981
9 -	28.129	113.5	31.595	87.8	22.459	99.2	31.060	106.8	1:53.243 (1)	85.57		14:25:52.224
10 -	28.417	111.4	32.570	84.2	23.795	96.1	IN PIT		2:03.522 P	78.45	10.279	14:27:55.746
11 -	OUTLAP	103.5	33.298	84.6	22.920	99.2	31.487	106.6	3:04.555	52.51	1:11.312	14:31:00.301

P20		57 S		Josh HIATT				Honda - Sorrymate.com				
IDEAL LAP TIME : 1:53.128		BEST LAP TIME : 1:53.575				DIFFERENCE : 0.447						
LAP	SECTOR 1	SECTOR 2		SECTOR 3		SECTOR 4		LAP TIME	MPH	DIFF	TIME OF DAY	
1 -	OUTLAP	112.5	32.716	88.0	23.455	99.1	32.011	108.0			14:07:03.152	
2 -	28.384	113.7	32.303	86.7	22.776	100.1	31.253	106.8	1:54.716	84.48	1.141	14:08:57.868
3 -	28.055	115.3	32.326	89.9	23.123	99.8	31.311	106.8	1:54.815	84.40	1.240	14:10:52.683
4 -	28.419	110.5	32.161	89.0	23.121	99.5	31.172	108.4	1:54.873	84.36	1.298	14:12:47.556
5 -	28.289	114.1	32.851	84.8	23.074	99.7	IN PIT		2:04.410 P	77.89	10.835	14:14:51.966
6 -	OUTLAP	110.3	32.749	83.8	22.947	98.9	31.628	107.3	3:47.372	42.62	1:53.797	14:18:39.338
7 -	28.468	110.3	32.698	89.0	22.596	98.2	31.460	106.6	1:55.222	84.10	1.647	14:20:34.560
8 -	28.342	112.0	31.609	89.1	23.312	96.9	32.626	105.5	1:55.889	83.62	2.314	14:22:30.449
9 -	28.198	112.5	31.416	88.8	22.601	99.4	31.360	106.6	1:53.575 (1)	85.32		14:24:24.024
10 -	28.268	110.1	32.600	89.0	22.650	99.8	31.585	106.1	1:55.103	84.19	1.528	14:26:19.127

Weather / Track : Cloudy / Dry

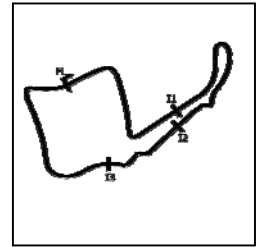
Oulton Park International
Circuit Length = 2.6920 miles
Start: 14:05 Flag 14:30 End: 14:32

MCRCB BULLETIN TK050

2019 Bennetts British Superbike Championship - Dickies Round 2

2019 HEL Performance British Motostar Championship

FREE PRACTICE 2 - SECTOR ANALYSIS



SECTOR 1 = FL to I1, SECTOR 2 = I1 to I2 SECTOR 3 = I2 to I3, SECTOR 4 = I3 to FL, DIFF = Difference To Personal Best Lap, P = Crossed Finish Line in Pit Lane, D = Time Disallowed

11 -	28.465	111.2	31.620	89.2	22.702	98.2	31.367	106.5	1:54.154	(3)	84.89	0.579	14:28:13.281
12 -	28.108	112.4	31.817	90.6	22.695	99.5	31.061	107.5	1:53.681	(2)	85.24	0.106	14:30:06.962

P21 77 S		Jamie LYONS				Honda - C&M Motors Ltd Racing								
IDEAL LAP TIME : 1:53.370		BEST LAP TIME : 1:53.626				DIFFERENCE : 0.256								
LAP	SECTOR 1	SECTOR 2	SECTOR 3	SECTOR 4	LAP TIME	MPH	DIFF	TIME OF DAY						
1 -	OUTLAP	101.2	34.104	87.7	23.370	99.4	31.918	106.1						14:07:14.131
2 -	29.206	111.1	32.627	88.7	22.880	99.2	31.617	106.5	1:56.330	83.30	2.704	14:09:10.461		
3 -	28.516	113.1	32.936	91.0	22.982	99.2	33.243	106.0	1:57.677	82.35	4.051	14:11:08.138		
4 -	28.673	110.7	32.273	89.5	22.470	98.9	31.357	106.5	1:54.773	84.43	1.147	14:13:02.911		
5 -	28.499	110.7	32.018	88.8	22.521	99.2	31.109	106.8	1:54.147	84.90	0.521	14:14:57.058		
6 -	28.423	111.2	31.799	90.1	22.385	99.7	33.482	85.8	1:56.089	83.48	2.463	14:16:53.147		
7 -	30.241	111.4	31.934	89.4	22.435	99.1	31.119	107.0	1:55.729	83.74	2.103	14:18:48.876		
8 -	28.298	110.1	31.844	89.2	22.439	98.2	31.045	106.1	1:53.626	(1)	85.29	14:20:42.502		
9 -	28.453	110.9	31.656	88.3	22.371	98.5	31.314	106.0	1:53.794	(2)	85.16	0.168	14:22:36.296	
10 -	28.530	108.4	31.779	89.4	22.614	99.2	31.211	106.0	1:54.134	(3)	84.91	0.508	14:24:30.430	
11 -	28.584	111.2	33.716	89.7	22.796	98.6	IN PIT		2:04.295	P	77.97	10.669	14:26:34.725	
12 -	OUTLAP	109.1	32.820	89.7	22.844	99.8	31.559	106.3	2:34.391	62.77	40.765	14:29:09.116		
13 -	28.753	110.0	32.034	89.9	22.651	100.6	32.654	102.6	1:56.092	83.47	2.466	14:31:05.208		

P22 54		Sam BURMAN				KTM - TeamWNT Burman Racing								
IDEAL LAP TIME : 1:54.117		BEST LAP TIME : 1:54.393				DIFFERENCE : 0.276								
LAP	SECTOR 1	SECTOR 2	SECTOR 3	SECTOR 4	LAP TIME	MPH	DIFF	TIME OF DAY						
1 -	OUTLAP	120.2	32.282	93.0	23.204	105.1	31.887	112.5						14:07:00.731
2 -	28.756	119.8	32.283	94.2	22.974	105.5	31.572	113.5	1:55.585	(3)	83.84	1.192	14:08:56.316	
3 -	28.108	121.7	32.193	94.6	22.528	106.5	31.564	112.7	1:54.393	(1)	84.71	14:10:50.709		
4 -	28.222	119.1	31.917	93.9	22.771	106.3	31.816	114.3	1:54.726	(2)	84.47	0.333	14:12:45.435	

P23 18 S		Jodie FIELDHOUSE				Honda - Go Pink Racing								
IDEAL LAP TIME : 1:54.381		BEST LAP TIME : 1:54.484				DIFFERENCE : 0.103								
LAP	SECTOR 1	SECTOR 2	SECTOR 3	SECTOR 4	LAP TIME	MPH	DIFF	TIME OF DAY						
1 -	OUTLAP	112.5	34.587	89.8	24.155	98.3	33.729	108.0						14:07:55.380
2 -	30.272	114.1	33.644	89.2	23.466	100.4	32.584	107.8	1:59.966	80.78	5.482	14:09:55.346		
3 -	29.450	114.7	32.973	89.3	23.321	101.5	32.810	108.0	1:58.554	81.74	4.070	14:11:53.900		
4 -	29.167	115.7	32.591	89.2	23.019	100.4	31.878	109.4	1:56.655	83.07	2.171	14:13:50.555		
5 -	28.914	113.3	32.236	90.9	22.935	100.9	31.831	109.1	1:55.916	(3)	83.60	1.432	14:15:46.471	
6 -	28.966	112.7	32.123	90.8	22.661	101.9	IN PIT		2:02.807	P	78.91	8.323	14:17:49.278	
7 -	OUTLAP	112.5	33.514	89.1	22.841	101.0	32.199	106.8	3:34.502	45.18	1:40.018	14:21:23.780		
8 -	29.771	112.0	33.162	89.8	22.912	102.1	IN PIT		2:04.813	P	77.64	10.329	14:23:28.593	
9 -	OUTLAP	113.1	32.848	90.5	22.518	102.2	31.465	108.7	2:53.155	55.96	58.671	14:26:21.748		
10 -	28.848	113.5	32.031	91.0	22.294	103.0	31.311	109.1	1:54.484	(1)	84.65	14:28:16.232		
11 -	28.745	113.9	32.165	91.9	22.514	102.1	31.634	108.9	1:55.058	(2)	84.22	0.574	14:30:11.290	

P24 41 S		Kyal TINKER				Honda - Microlise Cresswell Racing								
IDEAL LAP TIME : 1:56.964		BEST LAP TIME : 1:57.279				DIFFERENCE : 0.315								
LAP	SECTOR 1	SECTOR 2	SECTOR 3	SECTOR 4	LAP TIME	MPH	DIFF	TIME OF DAY						
1 -	OUTLAP	89.0	41.186	86.0	27.779	92.5	37.712	103.8						14:07:54.004
2 -	32.620	107.8	36.323	88.5	25.730	97.6	34.539	104.0	2:09.212	75.00	11.933	14:10:03.216		
3 -	30.842	110.1	35.129	88.8	24.623	97.5	34.894	104.3	2:05.488	77.22	8.209	14:12:08.704		
4 -	30.785	110.9	34.785	87.2	24.079	98.3	33.607	106.5	2:03.256	78.62	5.977	14:14:11.960		
5 -	30.141	111.1	34.199	86.4	23.786	100.0	32.668	106.3	2:00.794	80.23	3.515	14:16:12.754		
6 -	30.218	109.8	34.176	88.5	23.572	99.1	32.886	105.8	2:00.852	80.19	3.573	14:18:13.606		
7 -	30.092	110.7	33.390	88.7	26.692	98.3	32.868	106.1	2:03.042	78.76	5.763	14:20:16.648		
8 -	29.636	110.9	33.801	88.7	23.384	98.3	32.660	106.1	1:59.481	81.11	2.202	14:22:16.129		
9 -	29.387	111.2	33.340	89.9	23.301	100.3	32.223	107.2	1:58.251	81.95	0.972	14:24:14.380		
10 -	29.317	112.2	33.055	89.3	23.264	100.0	32.525	106.5	1:58.161	(3)	82.01	0.882	14:26:12.541	
11 -	29.246	112.2	32.840	89.2	23.393	99.1	32.411	106.5	1:57.890	(2)	82.20	0.611	14:28:10.431	
12 -	29.317	111.6	33.084	90.3	23.160	102.1	31.718	107.3	1:57.279	(1)	82.63	14:30:07.710		

Weather / Track : Cloudy / Dry

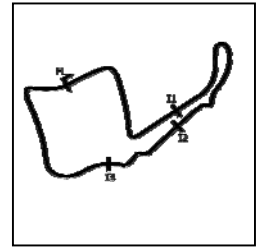
Oulton Park International
Circuit Length = 2.6920 miles
Start: 14:05 Flag 14:30 End: 14:32

MCRCB BULLETIN TK050

2019 Bennetts British Superbike Championship - Dickies Round 2

2019 HEL Performance British Motostar Championship

FREE PRACTICE 2 - SECTOR ANALYSIS



SECTOR 1 = FL to I1, SECTOR 2 = I1 to I2 SECTOR 3 = I2 to I3, SECTOR 4 = I3 to FL, DIFF = Difference To Personal Best Lap, P = Crossed Finish Line in Pit Lane, D = Time Disallowed

P25		27 S		Calum BEACH				Honda - Calum Beach Racing / SP125 Racing				
IDEAL LAP TIME : 1:57.199		BEST LAP TIME : 1:57.661				DIFFERENCE : 0.462						
LAP	SECTOR 1	SECTOR 2		SECTOR 3		SECTOR 4		LAP TIME	MPH	DIFF	TIME OF DAY	
1 -	OUTLAP	111.1	36.792	80.7	24.134	100.4	33.031	107.2			14:07:14.868	
2 -	30.154	114.1	33.997	90.1	23.435	100.0	32.931	107.5	2:00.517	80.41	2.856	14:09:15.385
3 -	30.310	113.3	34.229	89.7	23.406	100.6	32.789	107.0	2:00.734	80.26	3.073	14:11:16.119
4 -	29.408	115.5	33.636	89.3	23.653	99.2	32.695	107.7	1:59.392	81.17	1.731	14:13:15.511
5 -	29.469	113.3	33.517	89.8	23.227	100.6	33.074	108.5	1:59.287	81.24	1.626	14:15:14.798
6 -	29.758	114.5	33.797	89.0	23.871	100.0	33.173	108.7	2:00.599	80.35	2.938	14:17:15.397
7 -	29.769	113.1	34.853	84.7	23.451	99.4	32.907	108.0	2:00.980	80.10	3.319	14:19:16.377
8 -	29.623	113.7	33.636	89.8	23.125	100.6	32.655	109.1	1:59.039	81.41	1.378	14:21:15.416
9 -	29.337	113.5	33.411	89.5	23.058	100.6	32.352	108.4	1:58.158	82.01	0.497	14:23:13.574
10 -	29.385	114.5	33.467	90.0	22.976	101.2	32.292	107.7	1:58.120 (3)	82.04	0.459	14:25:11.694
11 -	29.106	113.9	34.680	88.8	23.640	99.7	32.688	109.2	2:00.114	80.68	2.453	14:27:11.808
12 -	29.475	112.5	32.958	90.9	23.034	101.2	32.573	108.7	1:58.040 (2)	82.10	0.379	14:29:09.848
13 -	29.040	112.9	33.415	91.1	22.981	101.9	32.225	108.2	1:57.661 (1)	82.36		14:31:07.509

P26		37 S		Corey TINKER				Honda - Microlise Cresswell Racing				
IDEAL LAP TIME : 1:58.617		BEST LAP TIME : 1:59.285				DIFFERENCE : 0.668						
LAP	SECTOR 1	SECTOR 2		SECTOR 3		SECTOR 4		LAP TIME	MPH	DIFF	TIME OF DAY	
1 -	OUTLAP	106.0	37.420	88.7	24.636	100.1	34.794	103.5			14:18:19.511	
2 -	31.124	104.0	36.305	84.9	26.157	93.8	35.035	103.4	2:08.621	75.34	9.336	14:20:28.132
3 -	30.223	109.8	35.010	86.2	24.384	97.2	34.038	104.5	2:03.655	78.37	4.370	14:22:31.787
4 -	30.178	109.6	34.336	87.0	23.905	100.6	32.470	107.5	2:00.889 (2)	80.16	1.604	14:24:32.676
5 -	29.609	110.5	34.110	90.5	23.417	102.4	32.149	108.5	1:59.285 (1)	81.24		14:26:31.961
6 -	28.941	114.3	1:04.086	88.4	25.061	101.8	33.229	110.1	2:31.317	64.04	32.032	14:29:03.278
7 -	29.776	109.4	35.156	85.9	23.832	102.9	32.565	110.9	2:01.329 (3)	79.87	2.044	14:31:04.607

P27		56		Bradley WILSON				Honda - B.Wilson Racing				
IDEAL LAP TIME : 1:58.397		BEST LAP TIME : 1:59.774				DIFFERENCE : 1.377						
LAP	SECTOR 1	SECTOR 2		SECTOR 3		SECTOR 4		LAP TIME	MPH	DIFF	TIME OF DAY	
1 -	OUTLAP	112.9	37.244	89.8	25.132	101.6	33.530	108.2			14:09:36.805	
2 -	30.050	114.9	35.461	87.8	23.833	102.7	33.309	106.3	2:02.653	79.01	2.879	14:11:39.458
3 -	29.554	116.1	33.886	89.8	23.617	102.1	32.818	108.9	1:59.875	80.84	0.101	14:13:39.333
4 -	29.214	115.5	34.984	91.3	23.594	101.5	33.734	106.3	2:01.526	79.74	1.752	14:15:40.859
5 -	29.781	113.7	34.606	89.9	23.313	100.4	32.869	107.0	2:00.569	80.37	0.795	14:17:41.428
6 -	29.434	114.1	35.170	89.8	23.507	100.7	32.930	106.5	2:01.041	80.06	1.267	14:19:42.469
7 -	29.022	115.1	34.870	89.0	23.434	101.9	32.949	107.7	2:00.275	80.57	0.501	14:21:42.744
8 -	29.258	114.9	34.364	90.4	23.277	101.9	32.875	107.2	1:59.774 (1)	80.91		14:23:42.518
9 -	29.320	115.5	34.734	89.2	23.256	101.9	32.499	108.4	1:59.809 (3)	80.88	0.035	14:25:42.327
10 -	29.408	113.5	34.209	90.8	23.347	101.2	32.833	108.2	1:59.797 (2)	80.89	0.023	14:27:42.124
11 -	28.756	114.1	34.757	90.0	23.972	103.0	33.267	107.7	2:00.752	80.25	0.978	14:29:42.876

P28		39		Connor SELLORS				Mahindra - Connor Sellors Racing				
IDEAL LAP TIME : 1:59.195		BEST LAP TIME : 2:00.539				DIFFERENCE : 1.344						
LAP	SECTOR 1	SECTOR 2		SECTOR 3		SECTOR 4		LAP TIME	MPH	DIFF	TIME OF DAY	
1 -	OUTLAP	116.3	36.336	89.5	24.350	104.5	32.806	110.7			14:08:11.958	
2 -	30.262	116.3	34.042	91.5	23.720	103.5	32.515	104.5	2:00.539 (1)	80.39		14:10:12.497
3 -	31.271	92.1	34.988	91.4	23.674	104.0	IN PIT		2:11.639 P	73.62	11.100	14:12:24.136

P29		33		Kamil BARCIK				WSRT - WUT SiMRacing				
IDEAL LAP TIME : 2:09.819		BEST LAP TIME : 2:10.089				DIFFERENCE : 0.270						
LAP	SECTOR 1	SECTOR 2		SECTOR 3		SECTOR 4		LAP TIME	MPH	DIFF	TIME OF DAY	
1 -	OUTLAP	93.5	38.117	71.8	26.703	80.6	36.890	86.9			14:07:30.797	
2 -	33.071	95.7	38.155	72.7	25.832	80.9	36.324	88.7	2:13.382 (3)	72.65	3.293	14:09:44.179
3 -	32.948	95.8	37.266	72.6	25.400	80.2	36.255	90.1	2:11.869 (2)	73.49	1.780	14:11:56.048
4 -	32.403	95.5	36.408	72.4	25.584	81.5	35.694	89.7	2:10.089 (1)	74.49		14:14:06.137

Weather / Track : Cloudy / Dry

Oulton Park International
Circuit Length = 2.6920 miles
Start: 14:05 Flag 14:30 End: 14:32

MCRCB BULLETIN TK051

2019 Bennetts British Superbike Championship - Dickies Round 2

2019 HEL Performance British Motostar Championship

FREE PRACTICE 2 - BEST SECTORS

SECTOR 1				SECTOR 2				SECTOR 3				SECTOR 4				IDEAL / BEST COMPARISON		
POS	NO	NAME	TIME	NO	NAME	TIME	NO	NAME	TIME	NO	NAME	TIME	NO	NAME	IDEAL	BEST	DIFF	
															PERFECT LAP 1:44.771			
1	11	JONES	25.708	11	JONES	29.250	96	PAASCH	20.817	11	JONES	28.996	1	11	JONES	1:44.931	1:45.747	0.816
2	96	PAASCH	26.063	96	PAASCH	29.372	45	SWANN	20.960	96	PAASCH	29.216	2	96	PAASCH	1:45.468	1:45.641	0.173
3	7	BEST	26.532	64	DURHAM	29.616	11	JONES	20.977	14	NIXON	29.237	3	64	DURHAM	1:46.811	1:46.811	0.000
4	14	NIXON	26.590	1	RODRIGU	29.931	64	DURHAM	21.124	45	SWANN	29.358	4	45	SWANN	1:46.991	1:46.991	0.000
5	1	RODRIGU	26.601	45	SWANN	29.980	1	RODRIGU	21.131	64	DURHAM	29.423	5	14	NIXON	1:47.200	1:47.433	0.233
6	64	DURHAM	26.648	19	OGDEN	30.140	14	NIXON	21.220	7	BEST	29.575	6	1	RODRIGUEZ	1:47.478	1:48.009	0.531
7	45	SWANN	26.693	14	NIXON	30.153	7	BEST	21.321	1	RODRIGU	29.815	7	7	BEST	1:47.652	1:47.675	0.023
8	70	WHATLEY	26.810	7	BEST	30.224	70	WHATLEY	21.338	72	HORSMAN	29.987	8	70	WHATLEY	1:48.665	1:48.990	0.325
9	72	HORSMAN	26.896	70	WHATLEY	30.334	72	HORSMAN	21.483	70	WHATLEY	30.183	9	19	OGDEN	1:48.823	1:49.248	0.425
10	19	OGDEN	26.911	72	HORSMAN	30.473	19	OGDEN	21.573	19	OGDEN	30.199	10	72	HORSMAN	1:48.839	1:49.325	0.486
11	99	DAVIES	27.322	69	IRWIN	30.615	71	FARRER	21.630	71	FARRER	30.354	11	71	FARRER	1:50.449	1:50.739	0.290
12	16	CLARIDG	27.438	71	FARRER	30.930	88	LEIGH	21.812	88	LEIGH	30.380	12	69	IRWIN	1:50.597	1:50.806	0.209
13	69	IRWIN	27.523	16	CLARIDG	30.936	69	IRWIN	21.984	99	DAVIES	30.420	13	88	LEIGH	1:51.025	1:51.716	0.691
14	88	LEIGH	27.529	2	HART	31.251	16	CLARIDG	21.994	69	IRWIN	30.475	14	16	CLARIDGE	1:51.200	1:51.291	0.091
15	71	FARRER	27.535	88	LEIGH	31.304	35	KNIGHT	22.169	48	PINFOLD	30.622	15	99	DAVIES	1:51.262	1:51.527	0.265
16	2	HART	27.796	35	KNIGHT	31.339	99	DAVIES	22.176	16	CLARIDG	30.832	16	35	KNIGHT	1:52.355	1:52.524	0.169
17	48	PINFOLD	27.981	99	DAVIES	31.344	18	FIELDHO	22.294	35	KNIGHT	30.840	17	48	PINFOLD	1:52.637	1:53.034	0.397
18	35	KNIGHT	28.007	57	HIATT	31.416	77	LYONS	22.371	77	LYONS	31.045	18	2	HART	1:52.866	1:52.887	0.021
19	66	THOMAS	28.021	66	THOMAS	31.582	48	PINFOLD	22.375	66	THOMAS	31.060	19	66	THOMAS	1:53.106	1:53.243	0.137
20	57	HIATT	28.055	77	LYONS	31.656	2	HART	22.434	57	HIATT	31.061	20	57	HIATT	1:53.128	1:53.575	0.447
21	54	BURMAN	28.108	48	PINFOLD	31.659	66	THOMAS	22.443	18	FIELDHO	31.311	21	77	LYONS	1:53.370	1:53.626	0.256
22	77	LYONS	28.298	54	BURMAN	31.917	54	BURMAN	22.528	2	HART	31.385	22	54	BURMAN	1:54.117	1:54.393	0.276
23	18	FIELDHO	28.745	18	FIELDHO	32.031	57	HIATT	22.596	54	BURMAN	31.564	23	18	FIELDHOUSE	1:54.381	1:54.484	0.103
24	56	WILSON	28.756	17	BOURNE	32.336	27	BEACH	22.976	41	TINKER	31.718	24	41	TINKER	1:56.964	1:57.279	0.315
25	37	TINKER	28.941	41	TINKER	32.840	41	TINKER	23.160	37	TINKER	32.149	25	27	BEACH	1:57.199	1:57.661	0.462
26	27	BEACH	29.040	27	BEACH	32.958	56	WILSON	23.256	27	BEACH	32.225	26	56	WILSON	1:58.397	1:59.774	1.377
27	41	TINKER	29.246	39	SELLORS	33.052	39	SELLORS	23.366	56	WILSON	32.499	27	37	TINKER	1:58.617	1:59.285	0.668
28	39	SELLORS	30.262	56	WILSON	33.886	37	TINKER	23.417	39	SELLORS	32.515	28	39	SELLORS	1:59.195	2:00.539	1.344
29	33	BARCIK	32.317	37	TINKER	34.110	17	BOURNE	24.016	33	BARCIK	35.694	29	33	BARCIK	2:09.819	2:10.089	0.270
30				33	BARCIK	36.408	33	BARCIK	25.400									

Weather / Track : Cloudy / Dry

Oulton Park International
 Circuit Length = 2.6920 miles
 Start: 14:05 Flag 14:30 End: 14:32

Results can be found at www.tsl-timing.com

Printed - 14:34 Saturday, 04 May 2019

MCRCB BULLETIN TK052**2019 Bennetts British Superbike Championship - Dickies Round 2****2019 HEL Performance British Motostar Championship****FREE PRACTICE 2 - BEST SPEEDS**

POS	INTERMEDIATE 1		INTERMEDIATE 2		INTERMEDIATE 3		FINISH LINE		MPH			
	NO	NAME	MPH	NO	NAME	MPH	NO	NAME				
1	11	JONES	127.0	11	JONES	98.8	11	JONES	112.0	11	JONES	119.1
2	14	NIXON	124.5	14	NIXON	98.1	14	NIXON	110.7	14	NIXON	117.1
3	70	WHATLEY	124.5	64	DURHAM	97.8	1	RODRIGUEZ	110.7	1	RODRIGUEZ	116.7
4	96	PAASCH	124.2	96	PAASCH	97.5	96	PAASCH	110.3	96	PAASCH	116.3
5	1	RODRIGUEZ	122.6	1	RODRIGUEZ	96.9	99	DAVIES	109.6	64	DURHAM	116.1
6	99	DAVIES	121.7	88	LEIGH	96.6	64	DURHAM	109.1	99	DAVIES	115.5
7	88	LEIGH	121.7	70	WHATLEY	96.5	70	WHATLEY	108.4	45	SWANN	115.3
8	54	BURMAN	121.7	45	SWANN	96.2	45	SWANN	108.2	88	LEIGH	115.1
9	64	DURHAM	121.5	99	DAVIES	96.2	7	BEST	107.7	70	WHATLEY	114.9
10	45	SWANN	121.5	48	PINFOLD	96.0	88	LEIGH	107.7	48	PINFOLD	114.9
11	48	PINFOLD	121.3	7	BEST	95.3	48	PINFOLD	107.3	7	BEST	114.3
12	7	BEST	120.0	54	BURMAN	94.6	54	BURMAN	106.5	54	BURMAN	114.3
13	19	OGDEN	118.5	72	HORSMAN	93.0	39	SELLORS	104.5	37	TINKER	110.9
14	72	HORSMAN	117.1	19	OGDEN	92.4	19	OGDEN	103.8	71	FARRER	110.7
15	39	SELLORS	116.3	71	FARRER	92.4	72	HORSMAN	103.7	39	SELLORS	110.7
16	56	WILSON	116.1	18	FIELDHOUSE	91.9	18	FIELDHOUSE	103.0	72	HORSMAN	110.0
17	71	FARRER	115.9	39	SELLORS	91.9	56	WILSON	103.0	19	OGDEN	109.8
18	18	FIELDHOUSE	115.7	56	WILSON	91.3	71	FARRER	102.9	18	FIELDHOUSE	109.4
19	16	CLARIDGE	115.5	27	BEACH	91.1	37	TINKER	102.9	27	BEACH	109.2
20	27	BEACH	115.5	77	LYONS	91.0	41	TINKER	102.1	56	WILSON	108.9
21	57	HIATT	115.3	69	IRWIN	90.6	27	BEACH	101.9	57	HIATT	108.4
22	69	IRWIN	114.3	57	HIATT	90.6	16	CLARIDGE	101.2	16	CLARIDGE	108.2
23	37	TINKER	114.3	16	CLARIDGE	90.5	69	IRWIN	101.0	69	IRWIN	107.7
24	66	THOMAS	113.9	37	TINKER	90.5	77	LYONS	100.6	41	TINKER	107.3
25	35	KNIGHT	113.1	41	TINKER	90.3	57	HIATT	100.1	35	KNIGHT	107.2
26	77	LYONS	113.1	35	KNIGHT	89.4	35	KNIGHT	100.0	66	THOMAS	107.2
27	41	TINKER	112.2	17	BOURNE	88.8	66	THOMAS	99.8	77	LYONS	107.0
28	2	HART	112.0	2	HART	88.3	2	HART	98.6	2	HART	106.6
29	17	BOURNE	110.3	66	THOMAS	88.1	17	BOURNE	97.5	33	BARCIK	90.1
30	33	BARCIK	95.8	33	BARCIK	72.7	33	BARCIK	81.5			

Weather / Track : Cloudy / Dry

Results can be found at www.tsl-timing.comOulton Park International
Circuit Length = 2.6920 miles
Start: 14:05 Flag 14:30 End: 14:32

Printed - 14:34 Saturday, 04 May 2019

MCRCB BULLETIN TK053

2019 Bennetts British Superbike Championship - Dickies Round 2

2019 HEL Performance British Motostar Championship

FREE PRACTICE 2 - STATISTICS

Competitors Started 30
Planned Start 2019-05-04 @ 14:05:00.000
Actual Start 2019-05-04 @ 14:05:01.836
Finish Time 2019-05-04 @ 14:30:01.836
Track Length 2.6920mi.
Total Laps 297
Total Distance Covered 799.5324mi.

Session Fastest Lap History

NO	CL	NAME	LAP TIME	TIME OF DAY	LAP	VEHICLE
7		Edmund BEST	1:49.819	14:08:46.442	2	KTM
11		Dan JONES	1:46.937	14:09:56.611	2	KTM
11		Dan JONES	1:45.747	14:13:29.645	4	KTM
96		Brandon PAASCH	1:45.641	14:28:01.039	12	KTM

Flag History

TYPE	TIME OF DAY
GREEN	14:05:01.836
FINISH	14:30:01.836

Flag Statistics

TYPE	COUNT	TOTAL LAPS	TOTAL TIME
Green	1	14	27:08.258
Red	0	0	0.000
Safety Car	0	0	0.000
FCY	0	0	0.000

Weather / Track : Cloudy / Dry

These results are provisional until the conclusion of any judicial and technical matters.

Oulton Park International
Circuit Length = 2.6920 miles
Start: 14:05 Flag 14:30 End: 14:32

Race Director :	Stewards :	Timekeeper :
-----------------	------------	--------------

MCRCB BULLETIN TK053

2019 Bennetts British Superbike Championship - Dickies Round 2

2019 HEL Performance British Motostar Championship

FREE PRACTICE 2 - STATISTICS

CLASS :

15 Starters

Fastest Lap History

NO	NAME	LAP TIME	TIME OF DAY	LAP	VEHICLE
7	Edmund BEST	1:49.819	14:08:46.442	2	KTM
11	Dan JONES	1:46.937	14:09:56.611	2	KTM
11	Dan JONES	1:45.747	14:13:29.645	4	KTM
96	Brandon PAASCH	1:45.641	14:28:01.039	12	KTM

Weather / Track : Cloudy / Dry

These results are provisional until the conclusion of any judicial and technical matters.

Oulton Park International
Circuit Length = 2.6920 miles
Start: 14:05 Flag 14:30 End: 14:32

Race Director :	Stewards :	Timekeeper :
-----------------	------------	--------------

MCRCB BULLETIN TK053

2019 Bennetts British Superbike Championship - Dickies Round 2

2019 HEL Performance British Motostar Championship

FREE PRACTICE 2 - STATISTICS

CLASS : S

15 Starters

Fastest Lap History

NO	NAME	LAP TIME	TIME OF DAY	LAP	VEHICLE
57	Josh HIATT	1:54.716	14:08:57.868	2	Honda
16	Harvey CLARIDGE	1:52.840	14:09:01.314	2	Honda
72	Cameron HORSMAN	1:52.007	14:09:28.618	2	Honda
72	Cameron HORSMAN	1:50.730	14:11:19.348	3	Honda
19	Scott OGDEN	1:50.385	14:11:19.512	3	Honda
19	Scott OGDEN	1:49.437	14:14:59.617	5	Honda
19	Scott OGDEN	1:49.248	14:18:38.737	7	Honda

Weather / Track : Cloudy / Dry

These results are provisional until the conclusion of any judicial and technical matters.

Oulton Park International
Circuit Length = 2.6920 miles
Start: 14:05 Flag 14:30 End: 14:32

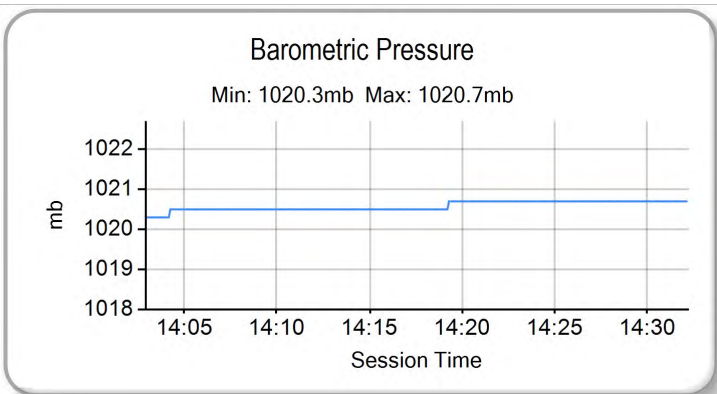
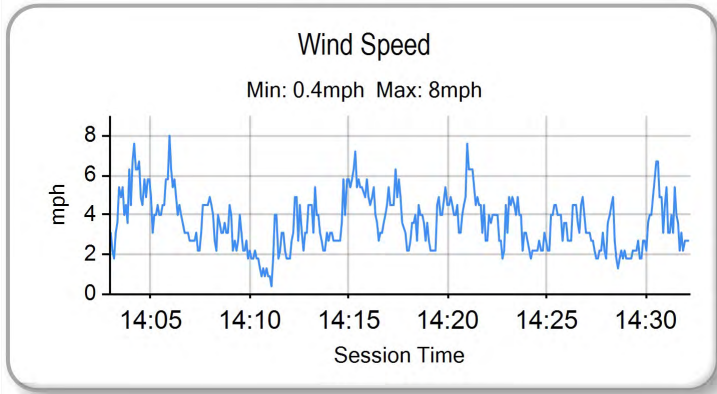
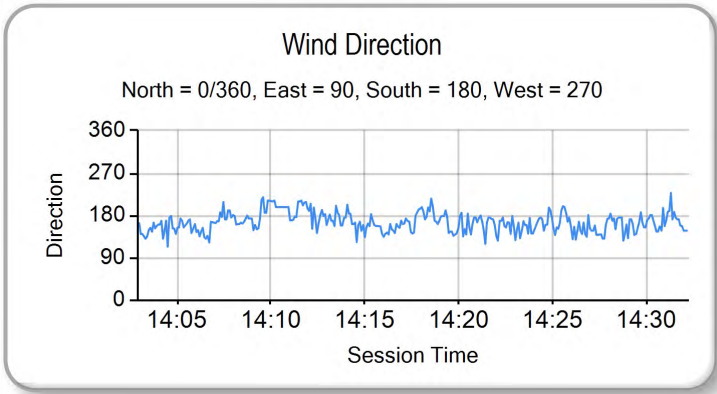
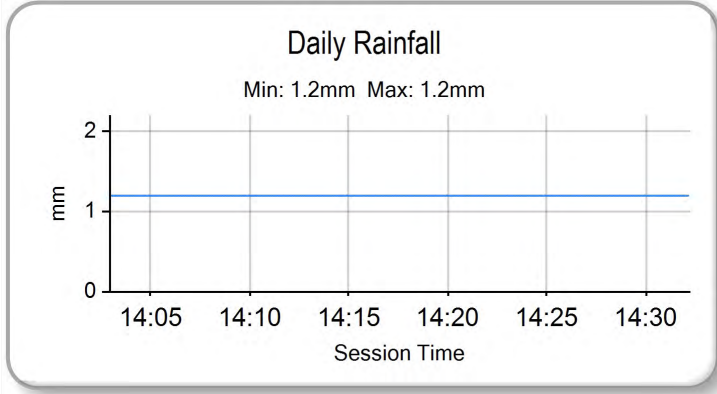
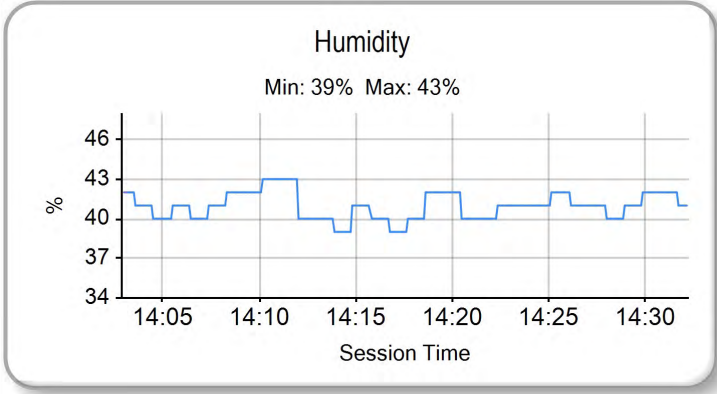
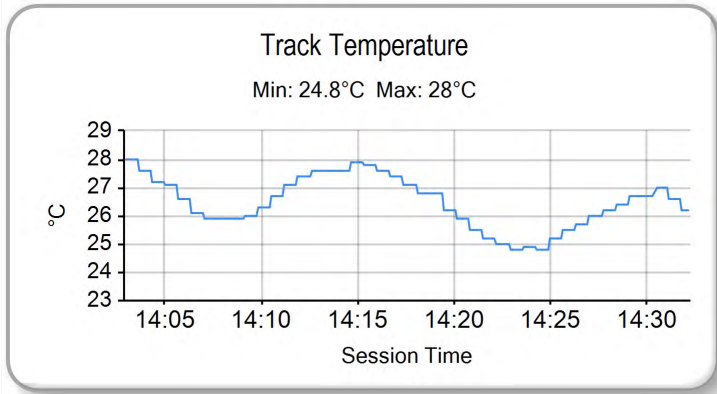
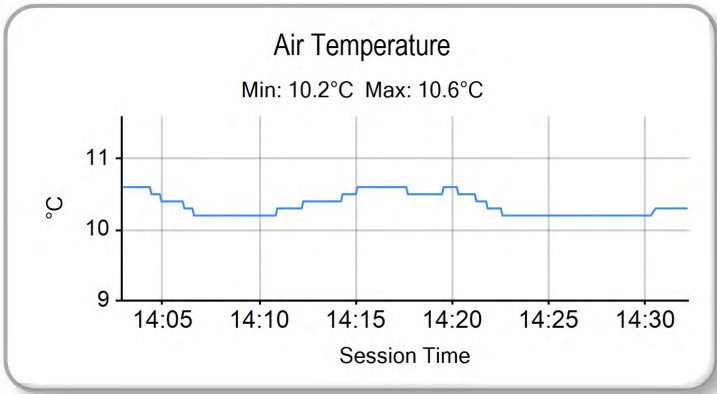
Race Director :	Stewards :	Timekeeper :
-----------------	------------	--------------

MCRCB BULLETIN TK054

2019 Bennetts British Superbike Championship - Dickies Round 2

2019 HEL Performance British Motostar Championship

FREE PRACTICE 2 - WEATHER CONDITIONS



Weather / Track : Cloudy / Dry

Results can be found at www.tsl-timing.com

Oulton Park International
Circuit Length = 2.6920 miles
Start: 14:05 Flag 14:30 End: 14:32

Printed - 14:35 Saturday, 04 May 2019

QUALIFYING - CLASSIFICATION



POS	NO	CL	PIC NAME	NAT	ENTRY	TIME	ON	LAPS	GAP	DIFF	MPH
1	11		1 Dan JONES	GBR	KTM - City Lifting/RS Racing	1:44.619	6	7			92.63
2	96		2 Brandon PAASCH	USA	KTM - FPW Racing	1:45.404	10	10	0.785	0.785	91.94
3	14		3 Jack NIXON	GBR	KTM - Santander Salt	1:46.690	8	8	2.071	1.286	90.83
4	45		4 Scott SWANN	GBR	IFS KTM - IFS Team Swann Racing	1:47.128	9	11	2.509	0.438	90.46
5	64		5 Asher DURHAM	GBR	Mahindra - Microlise Cresswell Racing	1:47.186	8	8	2.567	0.058	90.41
6	1		6 Victor RODRIGUEZ	ESP	DR Moto - GA Competition	1:47.573	11	11	2.954	0.387	90.09
7	7		7 Edmund BEST	GBR	KTM - SymCirrus Motorsport	1:48.583	9	9	3.964	1.010	89.25
8	70		8 Joshua WHATLEY	GBR	KTM - KRP	1:48.752	13	13	4.133	0.169	89.11
9	72	S	1 Cameron HORSMAN	GBR	Honda - SP125 / Nova Racing	1:49.293	10	10	4.674	0.541	88.67
10	19	S	2 Scott OGDEN	GBR	Honda - Premium Motorhomes Scott Ogden Racing	1:49.401	8	10	4.782	0.108	88.58
11	71	S	3 Charlie FARRER	GBR	Honda - Banks Racing/MotoEngineering	1:49.641	11	11	5.022	0.240	88.39
12	99		9 Jamie DAVIES	GBR	KTM - FPW Racing	1:50.664	11	11	6.045	1.023	87.57
13	69	S	4 Rhys IRWIN	IRL	Honda - Ready 4 Racing	1:51.054	8	9	6.435	0.390	87.26
14	16	S	5 Harvey CLARIDGE	GBR	Honda - Nova Racing	1:51.220	11	11	6.601	0.166	87.13
15	35	S	6 Jeremy KNIGHT	GBR	Honda - Jeremy Knight Racing / SP125	1:51.812	10	10	7.193	0.592	86.67
16	54		10 Sam BURMAN	GBR	KTM - TeamWNT Burman Racing	1:52.622	10	10	8.003	0.810	86.05
17	57	S	7 Josh HIATT	GBR	Honda - Sorrymate.com	1:53.760	6	9	9.141	1.138	85.19
18	48		11 Sharni PINFOLD	AUS	KTM - City Lifting/RS Racing	1:53.772	11	11	9.153	0.012	85.18
19	39		12 Connor SELLORS	GBR	Mahindra - Connor Sellors Racing	1:53.881	6	7	9.262	0.109	85.10
20	41	S	8 Kyal TINKER	GBR	Honda - Microlise Cresswell Racing	1:55.418	7	7	10.799	1.537	83.96
21	66	S	9 Annabel THOMAS	GBR	Honda - Four Anjels Racing	1:56.077	10	10	11.458	0.659	83.49
22	37	S	10 Corey TINKER	GBR	Honda - Microlise Cresswell Racing	1:56.726	10	10	12.107	0.649	83.02
23	77	S	11 Jamie LYONS	GBR	Honda - C&M Motors Ltd Racing	1:56.919	12	12	12.300	0.193	82.88
24	27	S	12 Calum BEACH	GBR	Honda - Calum Beach Racing / SP125 Racing	1:57.437	11	11	12.818	0.518	82.52
25	18	S	13 Jodie FIELDHOUSE	GBR	Honda - Go Pink Racing	1:58.309	9	12	13.690	0.872	81.91

CLASS "" - QUALIFYING LAPTIME (110.0% of 1:44.619) = 1:55.080

CLASS "S" - QUALIFYING LAPTIME (110.0% of 1:49.293) = 2:00.222

26	88		13 Harry LEIGH	GBR	KTM - SymCirrus Motorsport	1:55.615	4	5	10.996		83.82
27	56		14 Bradley WILSON	GBR	Honda - B.Wilson Racing	1:55.896	7	10	11.277	0.281	83.62
28	2	S	14 Brian HART	BRA	Honda - GA Competition	2:01.908	2	4	17.289	6.012	79.49
29	33		15 Kamil BARCIK	POL	WSRT - WUT SiMRacing	2:13.783	3	4	29.164	11.875	72.44
30	17	S	15 Franco BOURNE	GBR	Honda - Franco Bourne / SP125			2			

Weather / Track : Cloudy / Drying

These results are provisional until the conclusion of any judicial and technical matters.

Oulton Park International

Circuit Length = 2.6920 miles

Start: 12:50 Flag 13:15 End: 13:17

Race Director :	Stewards :	Timekeeper :
-----------------	------------	--------------

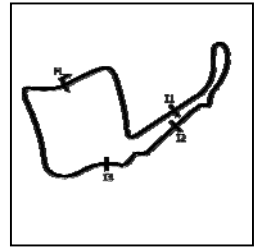
Results can be found at www.britishsuperbike.com

Printed - 13:17 Sunday, 05 May 2019

2019 Bennetts British Superbike Championship - Dickies Round 2

2019 HEL Performance British Motostar Championship

QUALIFYING - SECTOR ANALYSIS



SECTOR 1 = FL to I1, SECTOR 2 = I1 to I2 SECTOR 3 = I2 to I3, SECTOR 4 = I3 to FL, DIFF = Difference To Personal Best Lap, P = Crossed Finish Line in Pit Lane, D = Time Disallowed

P1	11	Dan JONES				KTM - City Lifting/RS Racing			
IDEAL LAP TIME : 1:44.590		BEST LAP TIME : 1:44.619				DIFFERENCE : 0.029			
LAP	SECTOR 1	SECTOR 2	SECTOR 3	SECTOR 4	LAP TIME	MPH	DIFF	TIME OF DAY	
1 -	OUTLAP	120.0	32.268	92.9	23.183	108.2	30.400	116.9	12:54:40.856
2 -	27.688	121.1	31.549	87.0	23.961	99.7	IN PIT	2:00.859 P	80.18 16.240 12:56:41.715
3 -	OUTLAP	122.2	29.835	98.8	21.621	110.1	29.361	118.1	11:59.219 13.47 10:14.600 13:08:40.934
4 -	25.988	124.5	29.083	99.8	21.057	111.1	28.828	118.5	1:44.956 (2) 92.33 0.337 13:10:25.890
5 -	28.661	84.0	31.632	93.5	22.027	110.9	30.213	118.3	1:52.533 86.11 7.914 13:12:18.423
6 -	25.810	125.9	28.982	99.2	20.970	112.5	28.857	117.3	1:44.619 (1) 92.63 13:14:03.042
7 -	25.886	124.5	31.637	95.5	21.781	110.3	29.235	117.7	1:48.539 (3) 89.28 3.920 13:15:51.581

P2	96	Brandon PAASCH				KTM - FPW Racing			
IDEAL LAP TIME : 1:45.330		BEST LAP TIME : 1:45.404				DIFFERENCE : 0.074			
LAP	SECTOR 1	SECTOR 2	SECTOR 3	SECTOR 4	LAP TIME	MPH	DIFF	TIME OF DAY	
1 -	OUTLAP	114.7	34.341	93.4	23.930	106.8	32.443	112.2	12:53:05.358
2 -	28.676	117.7	32.489	96.9	22.464	108.4	31.338	114.5	1:54.967 84.29 9.563 12:55:00.325
3 -	29.460	112.7	33.204	95.1	22.971	106.8	IN PIT	2:03.905 P	78.21 18.501 12:57:04.230
4 -	OUTLAP	117.9	31.968	96.4	22.289	107.8	30.153	115.3	7:38.054 21.15 5:52.650 13:04:42.284
5 -	27.493	121.7	30.866	96.9	21.756	108.9	30.146	113.7	1:50.261 87.89 4.857 13:06:32.545
6 -	27.046	120.6	30.198	96.9	21.241	108.9	29.821	114.3	1:48.306 89.48 2.902 13:08:20.851
7 -	26.675	120.4	29.852	96.8	21.139	109.2	29.417	115.3	1:47.083 (3) 90.50 1.679 13:10:07.934
8 -	26.864	118.5	30.460	96.6	21.497	105.8	29.432	115.1	1:48.253 89.52 2.849 13:11:56.187
9 -	26.239	122.4	29.672	97.6	21.012	109.8	29.149	115.1	1:46.072 (2) 91.36 0.668 13:13:42.259
10 -	26.313	122.0	29.301	97.5	20.797	110.0	28.993	115.1	1:45.404 (1) 91.94 13:15:27.663

P3	14	Jack NIXON				KTM - Santander Salt			
IDEAL LAP TIME : 1:46.663		BEST LAP TIME : 1:46.690				DIFFERENCE : 0.027			
LAP	SECTOR 1	SECTOR 2	SECTOR 3	SECTOR 4	LAP TIME	MPH	DIFF	TIME OF DAY	
1 -	OUTLAP	106.5	38.814	90.5	25.911	103.5	34.157	111.8	12:52:23.641
2 -	31.889	115.3	34.706	96.2	23.987	96.5	IN PIT	2:13.858 P	72.39 27.168 12:54:37.499
3 -	OUTLAP	116.1	31.931	98.3	22.082	109.6	29.971	116.5	11:55.911 13.53 10:09.221 13:06:33.410
4 -	27.474	121.5	30.244	100.0	21.454	110.0	29.494	116.7	1:48.666 89.18 1.976 13:08:22.076
5 -	26.654	121.7	30.418	98.9	21.352	110.7	29.555	115.9	1:47.979 89.75 1.289 13:10:10.055
6 -	26.684	122.4	30.244	99.4	21.401	108.9	29.431	116.3	1:47.760 (3) 89.93 1.070 13:11:57.815
7 -	26.708	124.7	29.988	99.5	21.250	111.1	29.300	115.3	1:47.246 (2) 90.36 0.556 13:13:45.061
8 -	26.681	122.9	29.834	99.2	21.121	111.2	29.054	116.3	1:46.690 (1) 90.83 13:15:31.751

P4	45	Scott SWANN				IFS KTM - IFS Team Swann Racing			
IDEAL LAP TIME : 1:46.946		BEST LAP TIME : 1:47.128				DIFFERENCE : 0.182			
LAP	SECTOR 1	SECTOR 2	SECTOR 3	SECTOR 4	LAP TIME	MPH	DIFF	TIME OF DAY	
1 -	OUTLAP	105.1	37.038	87.2	24.503	97.8	IN PIT	P	12:53:14.670
2 -	OUTLAP	113.3	33.661	93.5	22.693	104.0	32.283	109.4	3:14.930 49.71 1:27.802 12:56:29.600
3 -	29.084	113.9	32.407	95.0	22.343	104.6	IN PIT	2:00.768 P	80.24 13.640 12:58:30.368
4 -	OUTLAP	115.9	31.898	93.5	22.121	105.8	31.496	109.8	5:34.497 28.97 3:47.369 13:04:04.865
5 -	28.377	120.0	31.067	96.0	21.526	106.3	29.866	112.7	1:50.836 87.43 3.708 13:05:55.701
6 -	27.366	118.5	30.707	95.7	21.174	106.8	29.871	111.8	1:49.118 88.81 1.990 13:07:44.819
7 -	26.960	117.9	30.126	96.4	21.514	106.8	29.701	111.8	1:48.301 89.48 1.173 13:09:33.120
8 -	27.194	117.1	29.993	96.5	21.083	107.0	29.744	110.0	1:48.014 89.72 0.886 13:11:21.134
9 -	26.944	117.9	29.875	97.1	20.916	107.7	29.393	112.0	1:47.128 (1) 90.46 13:13:08.262
10 -	26.906	119.4	29.731	96.0	21.154	107.0	29.898	110.5	1:47.689 (2) 89.99 0.561 13:14:55.951
11 -	27.422	118.9	29.799	95.4	21.183	105.6	29.515	112.7	1:47.919 (3) 89.80 0.791 13:16:43.870

P5	64	Asher DURHAM				Mahindra - Microlise Cresswell Racing			
IDEAL LAP TIME : 1:47.131		BEST LAP TIME : 1:47.186				DIFFERENCE : 0.055			
LAP	SECTOR 1	SECTOR 2	SECTOR 3	SECTOR 4	LAP TIME	MPH	DIFF	TIME OF DAY	
1 -	OUTLAP	114.5	33.376	95.0	23.130	102.6	32.496	109.1	12:54:29.044
2 -	29.419	114.1	32.066	95.5	22.777	107.0	IN PIT	2:03.422 P	78.52 16.236 12:56:32.466
3 -	OUTLAP	116.5	32.149	95.8	22.251	106.5	30.377	113.3	10:15.533 15.74 8:28.347 13:06:47.999
4 -	27.873	118.9	30.788	96.5	21.750	107.8	30.112	114.5	1:50.523 87.68 3.337 13:08:38.522

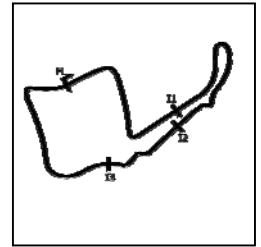
Weather / Track : Cloudy / Drying

Oulton Park International
Circuit Length = 2.6920 miles
Start: 12:50 Flag 13:15 End: 13:17

2019 Bennetts British Superbike Championship - Dickies Round 2

2019 HEL Performance British Motostar Championship

QUALIFYING - SECTOR ANALYSIS



SECTOR 1 = FL to I1, SECTOR 2 = I1 to I2 SECTOR 3 = I2 to I3, SECTOR 4 = I3 to FL, DIFF = Difference To Personal Best Lap, P = Crossed Finish Line in Pit Lane, D = Time Disallowed

5 -	27.381	119.6	30.608	98.1	21.495	108.2	29.436	115.7	1:48.920	88.97	1.734	13:10:27.442
6 -	27.049	119.4	29.992	96.6	21.427	108.4	29.554	114.9	1:48.022 (3)	89.71	0.836	13:12:15.464
7 -	26.837	121.3	29.915	97.2	21.269	108.9	29.709	113.5	1:47.730 (2)	89.95	0.544	13:14:03.194
8 -	26.891	121.5	29.780	97.9	21.078	108.7	29.437	114.5	1:47.186 (1)	90.41		13:15:50.380

P6		1		Victor RODRIGUEZ				DR Moto - GA Competition				
IDEAL LAP TIME : 1:47.377		BEST LAP TIME : 1:47.573				DIFFERENCE : 0.196						
LAP	SECTOR 1	SECTOR 2	SECTOR 3	SECTOR 4	LAP TIME	MPH	DIFF	TIME OF DAY				
1 -	OUTLAP	108.5	34.879	88.7	23.831	101.8	32.635	107.0				12:56:41.802
2 -	29.284	116.5	31.498	94.9	22.157	106.8	30.883	112.5	1:53.822	85.14	6.249	12:58:35.624
3 -	28.035	118.3	30.427	96.6	21.880	106.1	30.268	113.3	1:50.610	87.61	3.037	13:00:26.234
4 -	27.858	117.7	30.502	95.5	21.745	106.6	30.134	113.5	1:50.239	87.91	2.666	13:02:16.473
5 -	27.373	119.4	30.430	96.8	21.398	106.8	29.876	114.9	1:49.077	88.84	1.504	13:04:05.550
6 -	29.348	102.2	35.158	91.3	23.403	100.1	31.828	112.9	1:59.737	80.93	12.164	13:06:05.287
7 -	26.923	121.1	30.228	96.6	21.495	108.4	30.003	115.5	1:48.649	89.19	1.076	13:07:53.936
8 -	26.865	120.6	30.473	95.3	21.465	107.2	30.180	113.3	1:48.983	88.92	1.410	13:09:42.919
9 -	26.967	118.7	30.141	97.1	21.252	107.7	29.859	113.7	1:48.219 (3)	89.55	0.646	13:11:31.138
10 -	26.811	119.4	30.181	96.5	21.460	108.0	29.725	113.7	1:48.177 (2)	89.58	0.604	13:13:19.315
11 -	26.950	119.4	29.811	96.9	21.309	108.2	29.503	113.9	1:47.573 (1)	90.09		13:15:06.888

P7		7		Edmund BEST				KTM - SymCirrus Motorsport				
IDEAL LAP TIME : 1:48.426		BEST LAP TIME : 1:48.583				DIFFERENCE : 0.157						
LAP	SECTOR 1	SECTOR 2	SECTOR 3	SECTOR 4	LAP TIME	MPH	DIFF	TIME OF DAY				
1 -	OUTLAP	112.2	34.890	93.0	23.703	105.0	IN PIT			P		12:53:10.002
2 -	OUTLAP	116.1	32.240	95.7	22.500	105.0	31.534	110.1	9:36.106	16.82	7:47.523	13:02:46.108
3 -	29.621	115.1	31.583	94.5	22.477	105.0	30.925	112.5	1:54.606	84.56	6.023	13:04:40.714
4 -	28.460	116.7	31.098	94.9	21.990	105.3	30.718	112.9	1:52.266	86.32	3.683	13:06:32.980
5 -	27.396	118.5	30.640	95.0	21.853	107.3	30.325	113.1	1:50.214	87.93	1.631	13:08:23.194
6 -	27.220	117.7	30.432	95.3	21.534	106.6	30.082	113.1	1:49.268 (3)	88.69	0.685	13:10:12.462
7 -	27.222	117.9	30.469	95.7	21.759	107.3	29.980	113.9	1:49.430	88.56	0.847	13:12:01.892
8 -	27.549	117.9	30.208	95.4	21.469	107.0	29.927	113.1	1:49.153 (2)	88.78	0.570	13:13:51.045
9 -	27.002	118.3	30.342	95.0	21.492	107.2	29.747	112.5	1:48.583 (1)	89.25		13:15:39.628

P8		70		Joshua WHATLEY				KTM - KRP				
IDEAL LAP TIME : 1:48.752		BEST LAP TIME : 1:48.752				DIFFERENCE : 0.000						
LAP	SECTOR 1	SECTOR 2	SECTOR 3	SECTOR 4	LAP TIME	MPH	DIFF	TIME OF DAY				
1 -	OUTLAP	107.5	36.373	93.5	24.921	97.9	33.903	109.8				12:53:02.085
2 -	29.491	119.4	32.782	96.4	26.647	103.7	31.776	113.7	2:00.696	80.29	11.944	12:55:02.781
3 -	28.885	119.4	32.138	96.1	22.727	108.5	31.715	113.1	1:55.465	83.93	6.713	12:56:58.246
4 -	28.616	120.2	31.590	95.1	22.233	107.3	31.024	113.7	1:53.463	85.41	4.711	12:58:51.709
5 -	27.969	120.0	32.093	96.2	22.071	106.3	30.862	113.5	1:52.995	85.76	4.243	13:00:44.704
6 -	27.904	119.6	30.837	96.6	22.171	107.3	30.802	113.1	1:51.714	86.75	2.962	13:02:36.418
7 -	27.684	119.8	31.009	96.1	21.838	106.8	30.575	112.9	1:51.106	87.22	2.354	13:04:27.524
8 -	27.684	120.2	30.805	95.8	21.929	107.7	30.477	113.1	1:50.895	87.39	2.143	13:06:18.419
9 -	27.479	121.1	30.704	96.4	21.876	108.7	30.943	113.7	1:51.002	87.30	2.250	13:08:09.421
10 -	27.379	120.4	30.597	98.1	21.870	108.5	31.028	110.7	1:50.874 (3)	87.40	2.122	13:10:00.295
11 -	27.961	118.9	31.239	96.9	27.445	95.5	30.591	114.5	1:57.236	82.66	8.484	13:11:57.531
12 -	26.938	121.5	30.665	97.6	21.546	110.1	30.069	115.3	1:49.218 (2)	88.73	0.466	13:13:46.749
13 -	26.873	121.1	30.372	96.9	21.471	109.6	30.036	114.5	1:48.752 (1)	89.11		13:15:35.501

P9		72 S		Cameron HORSMAN				Honda - SP125 / Nova Racing				
IDEAL LAP TIME : 1:49.257		BEST LAP TIME : 1:49.293				DIFFERENCE : 0.036						
LAP	SECTOR 1	SECTOR 2	SECTOR 3	SECTOR 4	LAP TIME	MPH	DIFF	TIME OF DAY				
1 -	OUTLAP	109.1	34.596	89.9	23.779	99.7	32.588	107.5				12:53:03.267
2 -	29.677	111.4	32.377	92.0	22.663	102.6	32.155	107.3	1:56.872	82.92	7.579	12:55:00.139
3 -	29.890	110.7	34.203	92.3	23.029	102.2	IN PIT		2:05.018 P	77.51	15.725	12:57:05.157
4 -	OUTLAP	111.6	33.222	91.8	22.377	101.0	31.197	109.8	7:02.600	22.93	5:13.307	13:04:07.757
5 -	28.807	113.7	31.871	93.5	22.987	98.1	31.434	107.5	1:55.099	84.19	5.806	13:06:02.856
6 -	27.966	112.5	30.763	93.2	21.880	102.4	30.385	108.0	1:50.994	87.31	1.701	13:07:53.850
7 -	27.585	114.7	30.910	91.9	21.949	103.7	30.321	108.2	1:50.765	87.49	1.472	13:09:44.615

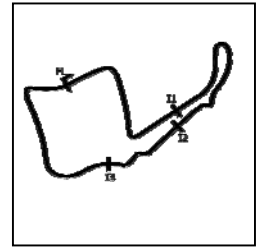
Weather / Track : Cloudy / Drying

Oulton Park International
Circuit Length = 2.6920 miles
Start: 12:50 Flag 13:15 End: 13:17

2019 Bennetts British Superbike Championship - Dickies Round 2

2019 HEL Performance British Motostar Championship

QUALIFYING - SECTOR ANALYSIS



SECTOR 1 = FL to I1, SECTOR 2 = I1 to I2 SECTOR 3 = I2 to I3, SECTOR 4 = I3 to FL, DIFF = Difference To Personal Best Lap, P = Crossed Finish Line in Pit Lane, D = Time Disallowed

8 -	27.551	113.1	30.328	92.1	21.509	102.7	30.372	107.2	1:49.760 (3)	88.29	0.467	13:11:34.375
9 -	27.480	114.3	30.328	92.6	21.569	102.9	30.132	108.4	1:49.509 (2)	88.49	0.216	13:13:23.884
10 -	27.359	114.3	30.298	91.1	21.468	102.6	30.168	108.2	1:49.293 (1)	88.67		13:15:13.177

P10 19 S		Scott OGDEN				Honda - Premium Motorhomes Scott Ogden Racing						
IDEAL LAP TIME : 1:49.284		BEST LAP TIME : 1:49.401				DIFFERENCE : 0.117						
LAP	SECTOR 1	SECTOR 2	SECTOR 3	SECTOR 4	LAP TIME	MPH	DIFF	TIME OF DAY				
1 -	OUTLAP	102.7	35.568	89.2	24.385	98.2	34.142	105.0				12:52:24.742
2 -	31.736	107.8	33.291	90.8	23.195	99.5	32.167	106.0	2:00.389	80.49	10.988	12:54:25.131
3 -	30.102	108.9	33.074	85.3	23.462	100.3	IN PIT		2:04.800 P	77.65	15.399	12:56:29.931
4 -	OUTLAP	110.1	33.340	90.5	22.528	101.5	31.155	107.2	7:37.704	21.17	5:48.303	13:04:07.635
5 -	28.805	112.9	31.887	91.9	22.624	101.0	31.422	106.6	1:54.738	84.46	5.337	13:06:02.373
6 -	28.275	112.5	30.768	91.0	22.021	101.0	30.931	108.9	1:51.995	86.53	2.594	13:07:54.368
7 -	27.731	113.9	31.095	92.0	21.869	102.2	30.456	110.0	1:51.151 (3)	87.19	1.750	13:09:45.519
8 -	27.640	113.1	30.259	92.5	21.420	102.7	30.082	109.1	1:49.401 (1)	88.58		13:11:34.920
9 -	27.679	116.1	30.410	93.9	21.946	103.0	30.478	108.9	1:50.513 (2)	87.69	1.112	13:13:25.433
10 -	27.523	114.3	31.859	89.8	23.037	97.8	31.909	99.2	1:54.328	84.76	4.927	13:15:19.761

P11 71 S		Charlie FARRER				Honda - Banks Racing/MotoEngineering						
IDEAL LAP TIME : 1:49.449		BEST LAP TIME : 1:49.641				DIFFERENCE : 0.192						
LAP	SECTOR 1	SECTOR 2	SECTOR 3	SECTOR 4	LAP TIME	MPH	DIFF	TIME OF DAY				
1 -	OUTLAP	106.3	36.646	88.3	24.526	99.5	34.140	107.5				12:53:23.183
2 -	30.532	111.1	34.385	91.5	23.498	101.3	32.416	109.2	2:00.831	80.20	11.190	12:55:24.014
3 -	29.888	110.3	32.735	92.3	22.680	101.2	31.677	108.2	1:56.980	82.84	7.339	12:57:20.994
4 -	30.325	110.0	33.133	91.3	22.808	101.0	IN PIT		2:08.146 P	75.62	18.505	12:59:29.140
5 -	OUTLAP	108.9	33.613	91.3	22.839	101.0	31.372	108.0	6:15.780	25.78	4:26.139	13:05:44.920
6 -	28.837	111.6	31.528	92.4	21.951	101.9	30.789	108.0	1:53.105	85.68	3.464	13:07:38.025
7 -	27.885	112.9	30.956	92.8	21.884	102.4	30.454	107.7	1:51.179	87.16	1.538	13:09:29.204
8 -	27.682	113.1	30.576	92.8	21.899	102.4	31.833	105.3	1:51.990	86.53	2.349	13:11:21.194
9 -	27.871	113.1	30.798	93.0	21.776	101.9	30.269	108.7	1:50.714 (3)	87.53	1.073	13:13:11.908
10 -	27.469	113.9	30.540	92.3	21.539	102.9	30.261	108.2	1:49.809 (2)	88.25	0.168	13:15:01.717
11 -	27.661	116.9	30.372	92.5	21.526	103.0	30.082	109.1	1:49.641 (1)	88.39		13:16:51.358

P12 99		Jamie DAVIES				KTM - FPW Racing						
IDEAL LAP TIME : 1:50.664		BEST LAP TIME : 1:50.664				DIFFERENCE : 0.000						
LAP	SECTOR 1	SECTOR 2	SECTOR 3	SECTOR 4	LAP TIME	MPH	DIFF	TIME OF DAY				
1 -	OUTLAP	112.4	35.956	92.4	24.501	101.8	33.626	110.0				12:53:00.840
2 -	29.523	115.1	33.893	93.8	23.477	104.5	32.616	111.2	1:59.509	81.09	8.845	12:55:00.349
3 -	29.373	117.3	32.925	93.7	22.904	106.5	32.398	111.8	1:57.600	82.40	6.936	12:56:57.949
4 -	28.895	117.7	32.442	96.0	22.578	107.3	31.708	112.4	1:55.623	83.81	4.959	12:58:53.572
5 -	28.444	117.9	33.210	90.1	22.912	107.2	31.950	111.2	1:56.516	83.17	5.852	13:00:50.088
6 -	28.961	116.9	32.913	94.6	22.821	107.0	31.561	112.5	1:56.256	83.36	5.592	13:02:46.344
7 -	29.541	115.5	31.967	96.0	22.439	106.3	31.112	113.1	1:55.059 (3)	84.22	4.395	13:04:41.403
8 -	28.320	118.9	32.252	95.5	22.495	106.6	IN PIT		2:02.574 P	79.06	11.910	13:06:43.977
9 -	OUTLAP	118.5	32.045	95.7	22.500	106.0	31.356	112.0	4:56.861	32.64	3:06.197	13:11:40.838
10 -	27.752	121.1	31.030	96.6	22.142	108.0	30.726	113.3	1:51.650 (2)	86.80	0.986	13:13:32.488
11 -	27.498	121.3	30.839	96.1	21.932	108.5	30.395	114.1	1:50.664 (1)	87.57		13:15:23.152

P13 69 S		Rhys IRWIN				Honda - Ready 4 Racing						
IDEAL LAP TIME : 1:50.521		BEST LAP TIME : 1:51.054				DIFFERENCE : 0.533						
LAP	SECTOR 1	SECTOR 2	SECTOR 3	SECTOR 4	LAP TIME	MPH	DIFF	TIME OF DAY				
1 -	OUTLAP	104.6	34.821	88.0	24.836	96.9	IN PIT					12:52:45.466
2 -	OUTLAP	107.7	32.759	83.6	23.755	98.1	32.185	104.6	9:15.352	17.45	7:24.298	13:02:00.818
3 -	29.621	109.8	31.508	90.1	22.790	99.2	31.456	105.8	1:55.375	83.99	4.321	13:03:56.193
4 -	28.676	112.4	31.477	90.8	22.707	99.5	31.123	106.0	1:53.983	85.02	2.929	13:05:50.176
5 -	28.323	111.1	30.891	90.4	22.540	99.2	30.995	106.3	1:52.749 (3)	85.95	1.695	13:07:42.925
6 -	28.037	111.4	30.570	90.9	22.067	100.7	30.586	107.7	1:51.260 (2)	87.10	0.206	13:09:34.185
7 -	28.717	103.0	32.719	89.1	27.169	98.8	31.625	105.5	2:00.230	80.60	9.176	13:11:34.415
8 -	28.103	113.1	30.410	91.8	21.987	101.3	30.554	105.6	1:51.054 (1)	87.26		13:13:25.469
9 -	27.570	115.1	31.101	88.6	22.957	99.8	31.217	105.6	1:52.845	85.88	1.791	13:15:18.314

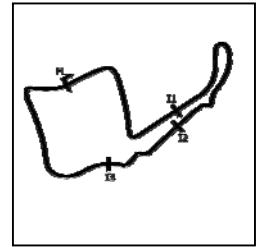
Weather / Track : Cloudy / Drying

Oulton Park International
Circuit Length = 2.6920 miles
Start: 12:50 Flag 13:15 End: 13:17

2019 Bennetts British Superbike Championship - Dickies Round 2

2019 HEL Performance British Motostar Championship

QUALIFYING - SECTOR ANALYSIS



SECTOR 1 = FL to I1, SECTOR 2 = I1 to I2 SECTOR 3 = I2 to I3, SECTOR 4 = I3 to FL, DIFF = Difference To Personal Best Lap, P = Crossed Finish Line in Pit Lane, D = Time Disallowed

P14 16 S		Harvey CLARIDGE				Honda - Nova Racing							
IDEAL LAP TIME : 1:51.058		BEST LAP TIME : 1:51.220				DIFFERENCE : 0.162							
LAP	SECTOR 1	SECTOR 2		SECTOR 3		SECTOR 4		LAP TIME	MPH	DIFF	TIME OF DAY		
1 -	OUTLAP	105.8	33.726	89.4	23.629	98.5	32.169	106.1			12:53:11.325		
2 -	29.663	110.3	32.734	90.4	23.970	99.4	31.958	106.6	1:58.325	81.90	7.105	12:55:09.650	
3 -	28.655	110.5	31.904	90.4	22.943	100.4	31.577	106.5	1:55.079	84.21	3.859	12:57:04.729	
4 -	28.591	110.5	32.353	90.1	24.034	96.2	32.825	106.5	1:57.803	82.26	6.583	12:59:02.532	
5 -	28.893	109.4	32.274	90.4	22.896	98.5	IN PIT		2:02.255	P	79.27	11.035	13:01:04.787
6 -	OUTLAP	111.1	32.462	91.0	23.083	100.7	31.680	107.7	4:58.247		32.49	3:07.027	13:06:03.034
7 -	28.427	112.9	31.504	92.1	22.287	101.2	30.955	107.5	1:53.173	85.63	1.953	13:07:56.207	
8 -	27.830	112.9	31.658	92.3	22.457	99.4	31.648	107.7	1:53.593	85.31	2.373	13:09:49.800	
9 -	28.009	113.9	31.505	92.3	22.261	100.7	31.062	108.0	1:52.837	(3)	85.88	1.617	13:11:42.637
10 -	27.582	114.1	31.380	92.1	22.057	102.2	30.704	107.8	1:51.723	(2)	86.74	0.503	13:13:34.360
11 -	27.744	113.1	30.923	91.4	21.960	101.3	30.593	107.5	1:51.220	(1)	87.13		13:15:25.580

P15 35 S		Jeremy KNIGHT				Honda - Jeremy Knight Racing / SP125							
IDEAL LAP TIME : 1:51.534		BEST LAP TIME : 1:51.812				DIFFERENCE : 0.278							
LAP	SECTOR 1	SECTOR 2		SECTOR 3		SECTOR 4		LAP TIME	MPH	DIFF	TIME OF DAY		
1 -	OUTLAP	102.7	36.924	86.5	24.477	95.3	33.774	100.9			12:52:37.135		
2 -	31.111	106.0	34.736	86.2	23.373	97.8	32.498	102.6	2:01.718	79.62	9.906	12:54:38.853	
3 -	30.381	107.2	33.361	89.2	23.007	98.2	32.405	103.2	1:59.154	81.33	7.342	12:56:38.007	
4 -	29.630	105.6	33.067	88.1	23.150	95.7	32.300	105.1	1:58.147	82.02	6.335	12:58:36.154	
5 -	29.607	105.6	33.303	87.7	23.113	95.4	IN PIT		2:08.701	P	75.30	16.889	13:00:44.855
6 -	OUTLAP	107.7	32.995	87.8	22.884	99.5	31.029	105.6	7:10.410		22.51	5:18.598	13:07:55.265
7 -	28.311	109.6	31.771	90.4	22.148	98.9	31.148	104.8	1:53.378	(3)	85.47	1.566	13:09:48.643
8 -	28.724	110.1	31.645	89.0	22.146	98.8	30.881	105.8	1:53.396	85.46	1.584	13:11:42.039	
9 -	27.724	111.2	31.465	90.5	22.088	99.8	30.824	105.1	1:52.101	(2)	86.45	0.289	13:13:34.140
10 -	28.002	110.0	31.280	90.3	21.926	100.3	30.604	106.5	1:51.812	(1)	86.67		13:15:25.952

P16 54		Sam BURMAN				KTM - TeamWNT Burman Racing							
IDEAL LAP TIME : 1:52.261		BEST LAP TIME : 1:52.622				DIFFERENCE : 0.361							
LAP	SECTOR 1	SECTOR 2		SECTOR 3		SECTOR 4		LAP TIME	MPH	DIFF	TIME OF DAY		
1 -	OUTLAP	112.2	35.856	91.3	25.306	101.6	34.282	108.4			12:52:12.250		
2 -	30.880	116.9	33.892	94.7	23.950	104.6	32.864	110.1	2:01.586	79.70	8.964	12:54:13.836	
3 -	30.121	116.1	35.214	93.0	24.254	104.8	IN PIT		2:09.049	P	75.09	16.427	12:56:22.885
4 -	OUTLAP	112.0	33.565	94.7	23.538	106.3	31.636	112.7	8:21.875		19.31	6:29.253	13:04:44.760
5 -	28.887	118.5	32.331	95.8	22.874	106.5	31.765	111.8	1:55.857	83.64	3.235	13:06:40.617	
6 -	28.669	118.1	31.857	94.7	22.903	106.5	31.307	112.9	1:54.736	84.46	2.114	13:08:35.353	
7 -	28.548	117.7	31.779	97.1	22.633	108.7	30.605	114.5	1:53.565	85.33	0.943	13:10:28.918	
8 -	27.995	118.7	31.349	96.9	22.529	107.5	30.925	114.3	1:52.798	(2)	85.91	0.176	13:12:21.716
9 -	27.925	118.7	31.545	95.1	22.659	108.2	30.869	113.7	1:52.998	(3)	85.76	0.376	13:14:14.714
10 -	27.888	119.4	31.239	96.6	22.540	107.5	30.955	113.9	1:52.622	(1)	86.05		13:16:07.336

P17 57 S		Josh HIATT				Honda - Sorrymate.com							
IDEAL LAP TIME : 1:53.294		BEST LAP TIME : 1:53.760				DIFFERENCE : 0.466							
LAP	SECTOR 1	SECTOR 2		SECTOR 3		SECTOR 4		LAP TIME	MPH	DIFF	TIME OF DAY		
1 -	OUTLAP	104.2	35.424	88.3	24.590	97.3	33.751	103.5			12:52:30.965		
2 -	31.191	107.3	33.920	90.1	23.737	99.2	IN PIT		2:08.931	P	75.16	15.171	12:54:39.896
3 -	OUTLAP	108.4	33.532	90.9	23.679	99.7	IN PIT		2:31.559	P	63.94	37.799	12:57:11.455
4 -	OUTLAP	110.1	32.191	90.6	22.613	98.9	32.001	105.1	10:03.645		16.05	8:09.885	13:07:15.100
5 -	29.212	110.7	32.628	90.6	28.918	99.2	32.076	106.0	2:02.834	78.89	9.074	13:09:17.934	
6 -	28.621	110.3	31.360	91.5	22.341	99.5	31.438	106.3	1:53.760	(1)	85.19		13:11:11.694
7 -	28.481	110.9	32.314	90.1	22.565	100.1	31.520	105.8	1:54.880	84.36	1.120	13:13:06.574	
8 -	28.766	111.4	31.319	89.9	22.564	100.3	31.153	104.0	1:53.802	(2)	85.15	0.042	13:15:00.376
9 -	28.929	110.5	31.617	90.6	22.410	100.3	31.573	104.3	1:54.529	(3)	84.61	0.769	13:16:54.905

P18 48		Sharni PINFOLD				KTM - City Lifting/RS Racing					
IDEAL LAP TIME : 1:53.316		BEST LAP TIME : 1:53.772				DIFFERENCE : 0.456					
LAP	SECTOR 1	SECTOR 2		SECTOR 3		SECTOR 4		LAP TIME	MPH	DIFF	TIME OF DAY

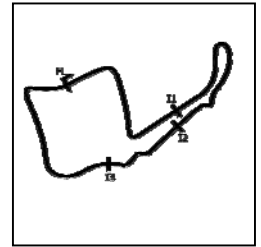
Weather / Track : Cloudy / Drying

Oulton Park International
Circuit Length = 2.6920 miles
Start: 12:50 Flag 13:15 End: 13:17

2019 Bennetts British Superbike Championship - Dickies Round 2

2019 HEL Performance British Motostar Championship

QUALIFYING - SECTOR ANALYSIS



SECTOR 1 = FL to I1, SECTOR 2 = I1 to I2 SECTOR 3 = I2 to I3, SECTOR 4 = I3 to FL, DIFF = Difference To Personal Best Lap, P = Crossed Finish Line in Pit Lane, D = Time Disallowed

1 -	OUTLAP	108.9	36.375	94.6	25.536	103.4	34.206	111.2				12:53:08.261	
2 -	30.977	113.9	34.167	94.9	24.413	104.0	32.977	113.7	2:02.534	79.09	8.762	12:55:10.795	
3 -	29.887	115.1	33.166	94.9	23.824	105.8	32.068	112.7	1:58.945	81.47	5.173	12:57:09.740	
4 -	29.498	116.1	32.997	95.5	23.733	105.0	32.227	112.9	1:58.455	81.81	4.683	12:59:08.195	
5 -	29.390	116.7	32.753	94.9	23.562	105.1	31.671	113.5	1:57.376	82.56	3.604	13:01:05.571	
6 -	28.884	117.1	34.002	95.7	23.645	105.0	IN PIT		2:06.096	P	76.85	12:32.324	13:03:11.667
7 -	OUTLAP	115.1	33.109	95.5	23.156	106.3	32.108	110.5	6:00.060		26.91	4:06.288	13:09:11.727
8 -	28.918	116.7	32.024	96.2	23.076	106.0	31.445	112.9	1:55.463		83.93	1.691	13:11:07.190
9 -	28.554	116.7	31.669	95.8	23.053	107.3	31.182	114.1	1:54.458	(3)	84.67	0.686	13:13:01.648
10 -	28.397	118.3	31.990	95.1	22.764	107.2	30.804	113.5	1:53.955	(2)	85.04	0.183	13:14:55.603
11 -	28.226	119.6	31.522	96.2	22.895	107.2	31.129	112.9	1:53.772	(1)	85.18		13:16:49.375

P19 39**Connor SELLORS**

Mahindra - Connor Sellors Racing

IDEAL LAP TIME : 1:53.485

BEST LAP TIME : 1:53.881

DIFFERENCE : 0.396

LAP	SECTOR 1	SECTOR 2	SECTOR 3	SECTOR 4	LAP TIME	MPH	DIFF	TIME OF DAY					
1 -	OUTLAP	112.0	36.094	89.7	24.192	96.8	32.859	109.4				12:54:29.433	
2 -	29.762	117.1	33.278	93.0	23.065	105.0	IN PIT		2:04.283	P	77.97	10.402	12:56:33.716
3 -	OUTLAP	115.9	34.208	93.9	23.175	101.9	31.695	108.4	10:42.748		15.07	8:48.867	13:07:16.464
4 -	29.101	116.3	32.948	93.2	22.648	105.6	31.704	108.4	1:56.401		83.25	2.520	13:09:12.865
5 -	28.924	114.7	32.458	92.3	22.578	105.6	31.268	110.5	1:55.228	(3)	84.10	1.347	13:11:08.093
6 -	28.533	116.7	31.838	92.8	22.397	106.8	31.113	112.0	1:53.881	(1)	85.10		13:13:01.974
7 -	28.264	117.7	31.981	93.4	22.806	104.2	30.986	104.5	1:54.037	(2)	84.98	0.156	13:14:56.011

P20 41 S**Kyal TINKER**

Honda - Microlise Cresswell Racing

IDEAL LAP TIME : 1:54.452

BEST LAP TIME : 1:55.418

DIFFERENCE : 0.966

LAP	SECTOR 1	SECTOR 2	SECTOR 3	SECTOR 4	LAP TIME	MPH	DIFF	TIME OF DAY					
1 -	OUTLAP	100.0	38.725	87.8	26.225	96.9	IN PIT			P			12:53:33.457
2 -	OUTLAP	106.5	35.008	89.8	23.768	99.2	32.870	105.1	2:41.258		60.09	45.840	12:56:14.715
3 -	29.918	108.7	33.186	89.9	23.272	98.9	32.648	105.5	1:59.024	(3)	81.42	3.606	12:58:13.739
4 -	29.445	108.7	32.932	90.4	22.914	98.2	IN PIT		2:06.752	P	76.45	11.334	13:00:20.491
5 -	OUTLAP	109.1	33.046	91.0	23.164	99.8	31.819	106.8	5:32.298		29.16	3:36.880	13:05:52.789
6 -	28.968	112.0	33.498	86.2	22.828	100.0	31.883	107.3	1:57.177	(2)	82.70	1.759	13:07:49.966
7 -	29.934	110.0	31.976	91.5	22.368	100.9	31.140	107.5	1:55.418	(1)	83.96		13:09:45.384

P21 66 S**Annabel THOMAS**

Honda - Four Anjels Racing

IDEAL LAP TIME : 1:55.574

BEST LAP TIME : 1:56.077

DIFFERENCE : 0.503

LAP	SECTOR 1	SECTOR 2	SECTOR 3	SECTOR 4	LAP TIME	MPH	DIFF	TIME OF DAY					
1 -	OUTLAP	106.8	35.833	87.4	25.055	96.6	34.233	103.0					12:53:31.206
2 -	30.482	108.5	35.008	85.8	24.829	98.5	33.545	103.0	2:03.864		78.24	7.787	12:55:35.070
3 -	30.425	107.8	35.350	86.7	25.254	94.7	IN PIT		2:15.845	P	71.34	19.768	12:57:50.915
4 -	OUTLAP	107.2	34.342	87.8	24.150	97.5	33.074	104.2	5:39.125		28.57	3:43.048	13:03:30.040
5 -	29.873	109.4	33.005	88.0	23.447	98.3	32.576	104.0	1:58.901		81.50	2.824	13:05:28.941
6 -	29.298	110.3	32.723	89.1	23.323	98.9	32.425	105.1	1:57.769	(3)	82.29	1.692	13:07:26.710
7 -	28.925	109.6	32.360	89.0	22.946	99.4	32.149	104.8	1:56.380	(2)	83.27	0.303	13:09:23.090
8 -	28.779	110.1	32.344	89.2	23.372	98.5	IN PIT		2:05.128	P	77.45	9.051	13:11:28.218
9 -	OUTLAP	110.3	32.711	89.0	23.114	100.4	31.633	106.5	2:34.994		62.52	38.917	13:14:03.212
10 -	28.775	112.9	32.440	90.0	22.822	101.0	32.040	105.1	1:56.077	(1)	83.49		13:15:59.289

P22 37 S**Corey TINKER**

Honda - Microlise Cresswell Racing

IDEAL LAP TIME : 1:56.335

BEST LAP TIME : 1:56.726

DIFFERENCE : 0.391

LAP	SECTOR 1	SECTOR 2	SECTOR 3	SECTOR 4	LAP TIME	MPH	DIFF	TIME OF DAY					
1 -	OUTLAP	96.8	38.509	89.9	26.227	92.5	34.580	107.3					12:53:22.071
2 -	30.509	112.0	34.299	92.4	24.343	101.8	32.676	108.2	2:01.827		79.54	5.101	12:55:23.898
3 -	30.212	114.1	33.864	92.3	23.736	102.2	32.421	108.7	2:00.233		80.60	3.507	12:57:24.131
4 -	29.418	112.4	33.285	92.8	23.466	101.9	32.096	108.9	1:58.265		81.94	1.539	12:59:22.396
5 -	29.257	111.6	33.783	92.6	23.494	101.9	32.211	108.7	1:58.745		81.61	2.019	13:01:21.141
6 -	29.268	112.0	33.259	93.7	23.281	101.6	IN PIT		2:06.928	P	76.35	10.202	13:03:28.069
7 -	OUTLAP	112.4	35.102	92.3	23.544	102.9	32.407	109.4	6:34.191		24.58	4:37.465	13:10:02.260
8 -	29.395	113.3	33.563	93.9	23.000	104.2	32.019	110.3	1:57.977	(3)	82.14	1.251	13:12:00.237
9 -	29.592	115.7	33.192	93.0	23.262	102.6	31.617	110.0	1:57.663	(2)	82.36	0.937	13:13:57.900

Weather / Track : Cloudy / Drying

Oulton Park International

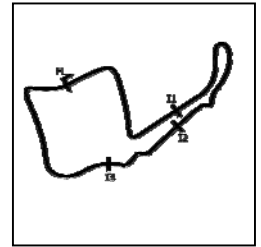
Circuit Length = 2.6920 miles

Start: 12:50 Flag 13:15 End: 13:17

2019 Bennetts British Superbike Championship - Dickies Round 2

2019 HEL Performance British Motostar Championship

QUALIFYING - SECTOR ANALYSIS



SECTOR 1 = FL to I1, SECTOR 2 = I1 to I2 SECTOR 3 = I2 to I3, SECTOR 4 = I3 to FL, DIFF = Difference To Personal Best Lap, P = Crossed Finish Line in Pit Lane, D = Time Disallowed

10 - **28.947** 114.9 **32.771** 92.5 23.274 104.0 31.734 110.0 **1:56.726 (1)** **83.02** **13:15:54.626**

P23 77 S		Jamie LYONS				Honda - C&M Motors Ltd Racing						
IDEAL LAP TIME : 1:56.427		BEST LAP TIME : 1:56.919				DIFFERENCE : 0.492						
LAP	SECTOR 1	SECTOR 2		SECTOR 3		SECTOR 4		LAP TIME	MPH	DIFF	TIME OF DAY	
1 -	OUTLAP	104.6	35.994	87.1	24.498	97.2	32.948	104.2			12:53:25.927	
2 -	30.583	107.8	33.860	90.0	23.412	98.8	32.587	105.6	2:00.442	80.46	3.523	12:55:26.369
3 -	29.465	110.3	33.884	85.5	23.329	99.2	32.428	105.3	1:59.106	81.36	2.187	12:57:25.475
4 -	29.321	107.7	33.038	90.3	23.100	99.2	32.428	105.0	1:57.887	82.20	0.968	12:59:23.362
5 -	29.480	108.7	32.987	90.9	23.449	98.9	32.691	105.6	1:58.607	81.70	1.688	13:01:21.969
6 -	29.182	108.2	32.905	90.4	23.241	98.6	32.058	105.3	1:57.386 (3)	82.55	0.467	13:03:19.355
7 -	29.412	109.6	32.846	89.3	23.038	97.9	32.188	104.5	1:57.484	82.49	0.565	13:05:16.839
8 -	29.358	110.0	32.636	89.2	23.098	98.1	IN PIT		2:03.400 P	78.53	6.481	13:07:20.239
9 -	OUTLAP	108.7	33.475	89.8	23.058	98.5	32.190	105.3	2:40.113	60.52	43.194	13:10:00.352
10 -	29.469	108.5	32.709	90.8	23.840	77.8	35.672	105.5	2:01.690	79.63	4.771	13:12:02.042
11 -	29.205	111.2	32.886	90.8	23.012	100.0	32.258	102.4	1:57.361 (2)	82.57	0.442	13:13:59.403
12 -	29.039	107.5	33.094	90.6	23.046	99.7	31.740	105.5	1:56.919 (1)	82.88		13:15:56.322

P24 27 S		Calum BEACH				Honda - Calum Beach Racing / SP125 Racing						
IDEAL LAP TIME : 1:57.437		BEST LAP TIME : 1:57.437				DIFFERENCE : 0.000						
LAP	SECTOR 1	SECTOR 2		SECTOR 3		SECTOR 4		LAP TIME	MPH	DIFF	TIME OF DAY	
1 -	OUTLAP	95.7	40.465	87.1	26.045	95.5	36.120	101.8			12:52:42.489	
2 -	32.849	108.4	36.496	89.0	24.813	98.2	35.763	103.2	2:09.921	74.59	12.484	12:54:52.410
3 -	32.543	107.2	35.849	89.3	24.283	97.6	34.194	102.7	2:06.869	76.38	9.432	12:56:59.279
4 -	31.452	109.1	34.797	89.2	24.066	97.5	33.450	106.3	2:03.765	78.30	6.328	12:59:03.044
5 -	30.269	109.8	34.247	90.1	23.700	98.1	33.016	105.8	2:01.232	79.94	3.795	13:01:04.276
6 -	29.864	109.6	34.198	89.7	24.322	97.6	32.845	105.6	2:01.229	79.94	3.792	13:03:05.505
7 -	29.965	109.8	33.891	89.5	23.635	98.2	32.817	105.3	2:00.308 (3)	80.55	2.871	13:05:05.813
8 -	29.678	110.7	33.368	90.3	23.559	97.9	33.236	104.3	1:59.841 (2)	80.86	2.404	13:07:05.654
9 -	29.968	110.1	34.033	89.0	23.465	98.6	IN PIT		2:07.531 P	75.99	10.094	13:09:13.185
10 -	OUTLAP	110.7	33.982	89.8	23.709	100.3	32.334	106.1	4:46.692	33.80	2:49.255	13:13:59.877
11 -	29.204	111.6	32.927	90.9	23.146	98.6	32.160	106.0	1:57.437 (1)	82.52		13:15:57.314

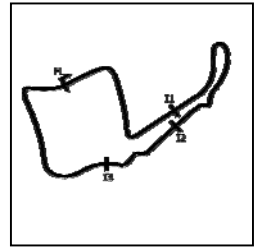
P25 18 S		Jodie FIELDHOUSE				Honda - Go Pink Racing						
IDEAL LAP TIME : 1:57.327		BEST LAP TIME : 1:58.309				DIFFERENCE : 0.982						
LAP	SECTOR 1	SECTOR 2		SECTOR 3		SECTOR 4		LAP TIME	MPH	DIFF	TIME OF DAY	
1 -	OUTLAP	106.8	38.666	86.8	25.911	97.8	34.396	105.0			12:53:33.004	
2 -	32.636	109.4	35.735	89.7	24.693	99.7	33.526	106.1	2:06.590	76.55	8.281	12:55:39.594
3 -	31.840	108.7	35.639	88.4	24.378	99.5	33.519	105.5	2:05.376	77.29	7.067	12:57:44.970
4 -	31.838	110.0	35.081	89.8	24.291	99.4	33.393	105.0	2:04.603	77.77	6.294	12:59:49.573
5 -	31.142	108.5	34.227	89.2	23.579	99.5	32.812	106.8	2:01.760	79.59	3.451	13:01:51.333
6 -	30.653	110.5	33.998	89.7	23.455	100.1	32.354	107.0	2:00.460	80.45	2.151	13:03:51.793
7 -	30.504	110.9	33.762	89.0	23.462	101.3	31.835	107.3	1:59.563 (3)	81.05	1.254	13:05:51.356
8 -	29.930	111.8	33.317	90.5	23.007	100.6	32.075	106.6	1:58.329 (2)	81.90	0.020	13:07:49.685
9 -	30.319	112.9	33.232	91.3	22.973	101.0	31.785	107.5	1:58.309 (1)	81.91		13:09:47.994
10 -	29.754	113.3	32.815	90.8	25.464	70.8	IN PIT		2:14.900 P	71.84	16.591	13:12:02.894
11 -	OUTLAP	109.1	35.114	84.0	23.868	101.0	32.742	103.7	2:33.990	62.93	35.681	13:14:36.884
12 -	30.418	111.4	33.931	89.0	23.586	100.1	33.162	98.8	2:01.097	80.02	2.788	13:16:37.981

P26 88		Harry LEIGH				KTM - SymCircus Motorsport						
IDEAL LAP TIME : 1:54.021		BEST LAP TIME : 1:55.615				DIFFERENCE : 1.594						
LAP	SECTOR 1	SECTOR 2		SECTOR 3		SECTOR 4		LAP TIME	MPH	DIFF	TIME OF DAY	
1 -	OUTLAP	113.1	35.567	95.0	23.534	105.5	32.675	110.1			12:52:47.253	
2 -	29.840	117.1	33.654	95.7	25.146	96.4	IN PIT		2:13.412 P	72.64	17.797	12:55:00.665
3 -	OUTLAP	114.5	34.232	95.0	22.731	106.6	31.897	111.2	7:08.268	22.62	5:12.653	13:02:08.933
4 -	29.964	116.5	32.176	96.2	22.202	107.3	31.273	112.2	1:55.615 (1)	83.82		13:04:04.548
5 -	28.634	118.7	31.912	95.0	23.516	90.1	IN PIT		2:08.095 P	75.65	12.480	13:06:12.643

2019 Bennetts British Superbike Championship - Dickies Round 2

2019 HEL Performance British Motostar Championship

QUALIFYING - SECTOR ANALYSIS



SECTOR 1 = FL to I1, SECTOR 2 = I1 to I2 SECTOR 3 = I2 to I3, SECTOR 4 = I3 to FL, DIFF = Difference To Personal Best Lap, P = Crossed Finish Line in Pit Lane, D = Time Disallowed

P27 56		Bradley WILSON				Honda - B.Wilson Racing						
IDEAL LAP TIME : 1:55.855		BEST LAP TIME : 1:55.896				DIFFERENCE : 0.041						
LAP	SECTOR 1	SECTOR 2		SECTOR 3		SECTOR 4		LAP TIME	MPH	DIFF	TIME OF DAY	
1 -	OUTLAP	105.6	38.603	89.1	25.720	98.3	35.100	105.8			12:53:22.985	
2 -	30.222	112.5	34.872	90.6	24.319	101.2	33.234	107.2	2:02.647	79.01	6.751	12:55:25.632
3 -	29.407	113.9	34.506	90.1	25.011	100.1	32.640	104.3	2:01.564	79.72	5.668	12:57:27.196
4 -	29.579	113.5	34.483	90.6	23.544	100.0	IN PIT		2:08.278 P	75.54	12.382	12:59:35.474
5 -	OUTLAP	113.7	34.394	91.6	24.708	100.0	32.770	107.0	6:37.366	24.38	4:41.470	13:06:12.840
6 -	28.714	114.7	33.570	91.9	22.871	101.8	32.212	108.4	1:57.367 (3)	82.57	1.471	13:08:10.207
7 -	28.303	114.1	33.154	90.8	22.568	102.7	31.871	107.8	1:55.896 (1)	83.62		13:10:06.103
8 -	28.780	113.7	33.991	91.4	23.188	95.1	32.116	107.5	1:58.075	82.07	2.179	13:12:04.178
9 -	28.574	116.9	34.116	88.6	23.137	102.4	31.925	108.9	1:57.752	82.30	1.856	13:14:01.930
10 -	28.669	116.7	33.322	91.5	22.978	102.7	31.830	108.9	1:56.799 (2)	82.97	0.903	13:15:58.729

P28 2 S		Brian HART				Honda - GA Competition						
IDEAL LAP TIME : 1:59.641		BEST LAP TIME : 2:01.908				DIFFERENCE : 2.267						
LAP	SECTOR 1	SECTOR 2		SECTOR 3		SECTOR 4		LAP TIME	MPH	DIFF	TIME OF DAY	
1 -	OUTLAP	102.6	36.941	83.6	24.757	95.8	33.724	101.9			12:56:48.267	
2 -	30.884	108.0	33.702	87.6	24.300	92.6	33.022	104.2	2:01.908 (1)	79.49		12:58:50.175
3 -	30.002	107.5	33.486	88.3	23.614	97.1	IN PIT		2:06.048 P	76.88	4.140	13:00:56.223
4 -	OUTLAP	93.3	34.856	88.5	23.131	98.5	IN PIT		3:21.340 P	48.13	1:19.432	13:04:17.563

P29 33		Kamil BARCIK				WSRT - WUT SiMRacing						
IDEAL LAP TIME : 2:11.989		BEST LAP TIME : 2:13.783				DIFFERENCE : 1.794						
LAP	SECTOR 1	SECTOR 2		SECTOR 3		SECTOR 4		LAP TIME	MPH	DIFF	TIME OF DAY	
1 -	OUTLAP	72.9	42.981	73.1	27.295	77.6	38.179	87.0			12:58:42.254	
2 -	34.527	87.9	38.948	73.9	26.154	80.6	36.504	87.4	2:16.133 (2)	71.18	2.350	13:00:58.387
3 -	33.920	89.0	37.586	75.3	25.820	80.4	36.457	87.1	2:13.783 (1)	72.44		13:03:12.170
4 -	32.796	92.3	36.916	74.3	25.942	80.2	IN PIT		2:25.285 P	66.70	11.502	13:05:37.455

P30 17 S		Franco BOURNE				Honda - Franco Bourne / SP125						
IDEAL LAP TIME : 2:00.474		BEST LAP TIME :				DIFFERENCE :						
LAP	SECTOR 1	SECTOR 2		SECTOR 3		SECTOR 4		LAP TIME	MPH	DIFF	TIME OF DAY	
1 -	OUTLAP	105.0	35.162	88.0	24.000	97.2	32.610	104.5			12:52:28.535	
2 -	30.291	108.9	33.573	88.7	24.019	98.3	IN PIT		2:08.318 P	75.52		12:54:36.853

MCRCB BULLETIN TK089

2019 Bennetts British Superbike Championship - Dickies Round 2

2019 HEL Performance British Motostar Championship

QUALIFYING - BEST SECTORS

SECTOR 1				SECTOR 2				SECTOR 3				SECTOR 4				IDEAL / BEST COMPARISON		
POS	NO	NAME	TIME	NO	NAME	TIME	NO	NAME	TIME	NO	NAME	TIME	POS	NO	NAME	IDEAL	BEST	DIFF
															PERFECT LAP	1:44.417		
1	11	JONES	25.810	11	JONES	28.982	96	PAASCH	20.797	11	JONES	28.828	1	11	JONES	1:44.590	1:44.619	0.029
2	96	PAASCH	26.239	96	PAASCH	29.301	45	SWANN	20.916	96	PAASCH	28.993	2	96	PAASCH	1:45.330	1:45.404	0.074
3	14	NIXON	26.654	45	SWANN	29.731	11	JONES	20.970	14	NIXON	29.054	3	14	NIXON	1:46.663	1:46.690	0.027
4	1	RODRIGU	26.811	64	DURHAM	29.780	64	DURHAM	21.078	45	SWANN	29.393	4	45	SWANN	1:46.946	1:47.128	0.182
5	64	DURHAM	26.837	1	RODRIGU	29.811	14	NIXON	21.121	64	DURHAM	29.436	5	64	DURHAM	1:47.131	1:47.186	0.055
6	70	WHATLEY	26.873	14	NIXON	29.834	1	RODRIGU	21.252	1	RODRIGU	29.503	6	1	RODRIGUEZ	1:47.377	1:47.573	0.196
7	45	SWANN	26.906	7	BEST	30.208	19	OGDEN	21.420	7	BEST	29.747	7	7	BEST	1:48.426	1:48.583	0.157
8	7	BEST	27.002	19	OGDEN	30.259	72	HORSMAN	21.468	70	WHATLEY	30.036	8	70	WHATLEY	1:48.752	1:48.752	0.000
9	72	HORSMAN	27.359	72	HORSMAN	30.298	7	BEST	21.469	19	OGDEN	30.082	9	72	HORSMAN	1:49.257	1:49.293	0.036
10	71	FARRER	27.469	70	WHATLEY	30.372	70	WHATLEY	21.471	71	FARRER	30.082	10	19	OGDEN	1:49.284	1:49.401	0.117
11	99	DAVIES	27.498	71	FARRER	30.372	71	FARRER	21.526	72	HORSMAN	30.132	11	71	FARRER	1:49.449	1:49.641	0.192
12	19	OGDEN	27.523	69	IRWIN	30.410	35	KNIGHT	21.926	99	DAVIES	30.395	12	69	IRWIN	1:50.521	1:51.054	0.533
13	69	IRWIN	27.570	99	DAVIES	30.839	99	DAVIES	21.932	69	IRWIN	30.554	13	99	DAVIES	1:50.664	1:50.664	0.000
14	16	CLARIDG	27.582	16	CLARIDG	30.923	16	CLARIDG	21.960	16	CLARIDG	30.593	14	16	CLARIDGE	1:51.058	1:51.220	0.162
15	35	KNIGHT	27.724	54	BURMAN	31.239	69	IRWIN	21.987	35	KNIGHT	30.604	15	35	KNIGHT	1:51.534	1:51.812	0.278
16	54	BURMAN	27.888	35	KNIGHT	31.280	88	LEIGH	22.202	54	BURMAN	30.605	16	54	BURMAN	1:52.261	1:52.622	0.361
17	48	PINFOLD	28.226	57	HIATT	31.319	57	HIATT	22.341	48	PINFOLD	30.804	17	57	HIATT	1:53.294	1:53.760	0.466
18	39	SELLORS	28.264	48	PINFOLD	31.522	41	TINKER	22.368	39	SELLORS	30.986	18	48	PINFOLD	1:53.316	1:53.772	0.456
19	56	WILSON	28.303	39	SELLORS	31.838	39	SELLORS	22.397	41	TINKER	31.140	19	39	SELLORS	1:53.485	1:53.881	0.396
20	57	HIATT	28.481	88	LEIGH	31.912	54	BURMAN	22.529	57	HIATT	31.153	20	88	LEIGH	1:54.021	1:55.615	1.594
21	88	LEIGH	28.634	41	TINKER	31.976	56	WILSON	22.568	88	LEIGH	31.273	21	41	TINKER	1:54.452	1:55.418	0.966
22	66	THOMAS	28.775	66	THOMAS	32.344	48	PINFOLD	22.764	37	TINKER	31.617	22	66	THOMAS	1:55.574	1:56.077	0.503
23	37	TINKER	28.947	77	LYONS	32.636	66	THOMAS	22.822	66	THOMAS	31.633	23	56	WILSON	1:55.855	1:55.896	0.041
24	41	TINKER	28.968	37	TINKER	32.771	18	FIELDHO	22.973	77	LYONS	31.740	24	37	TINKER	1:56.335	1:56.726	0.391
25	77	LYONS	29.039	18	FIELDHO	32.815	37	TINKER	23.000	18	FIELDHO	31.785	25	77	LYONS	1:56.427	1:56.919	0.492
26	27	BEACH	29.204	27	BEACH	32.927	77	LYONS	23.012	56	WILSON	31.830	26	18	FIELDHOUSE	1:57.327	1:58.309	0.982
27	18	FIELDHO	29.754	56	WILSON	33.154	2	HART	23.131	27	BEACH	32.160	27	27	BEACH	1:57.437	1:57.437	0.000
28	2	HART	30.002	2	HART	33.486	27	BEACH	23.146	17	BOURNE	32.610	28	2	HART	1:59.641	2:01.908	2.267
29	17	BOURNE	30.291	17	BOURNE	33.573	17	BOURNE	24.000	2	HART	33.022	29	17	BOURNE	2:00.474		
30	33	BARCIK	32.796	33	BARCIK	36.916	33	BARCIK	25.820	33	BARCIK	36.457	30	33	BARCIK	2:11.989	2:13.783	1.794

Weather / Track : Cloudy / Drying

Oulton Park International
 Circuit Length = 2.6920 miles
 Start: 12:50 Flag 13:15 End: 13:17

Results can be found at www.tsl-timing.com

Printed - 13:19 Sunday, 05 May 2019

MCRCB BULLETIN TK090**2019 Bennetts British Superbike Championship - Dickies Round 2****2019 HEL Performance British Motostar Championship****QUALIFYING - BEST SPEEDS**

POS	INTERMEDIATE 1			INTERMEDIATE 2			INTERMEDIATE 3			FINISH LINE		
	NO	NAME	MPH	NO	NAME	MPH	NO	NAME	MPH	NO	NAME	MPH
1	11	JONES	125.9	14	NIXON	100.0	11	JONES	112.5	11	JONES	118.5
2	14	NIXON	124.7	11	JONES	99.8	14	NIXON	111.2	14	NIXON	116.7
3	96	PAASCH	122.4	64	DURHAM	98.1	70	WHATLEY	110.1	64	DURHAM	115.7
4	64	DURHAM	121.5	70	WHATLEY	98.1	96	PAASCH	110.0	1	RODRIGUEZ	115.5
5	70	WHATLEY	121.5	96	PAASCH	97.6	64	DURHAM	108.9	96	PAASCH	115.3
6	99	DAVIES	121.3	45	SWANN	97.1	54	BURMAN	108.7	70	WHATLEY	115.3
7	1	RODRIGUEZ	121.1	1	RODRIGUEZ	97.1	99	DAVIES	108.5	54	BURMAN	114.5
8	45	SWANN	120.0	54	BURMAN	97.1	1	RODRIGUEZ	108.4	99	DAVIES	114.1
9	48	PINFOLD	119.6	99	DAVIES	96.6	45	SWANN	107.7	48	PINFOLD	114.1
10	54	BURMAN	119.4	48	PINFOLD	96.2	7	BEST	107.3	7	BEST	113.9
11	88	LEIGH	118.7	88	LEIGH	96.2	48	PINFOLD	107.3	45	SWANN	112.7
12	7	BEST	118.5	7	BEST	95.7	88	LEIGH	107.3	88	LEIGH	112.2
13	39	SELLORS	118.5	19	OGDEN	93.9	39	SELLORS	106.8	39	SELLORS	112.0
14	71	FARRER	116.9	39	SELLORS	93.9	37	TINKER	104.2	37	TINKER	110.3
15	56	WILSON	116.9	37	TINKER	93.9	72	HORSMAN	103.7	19	OGDEN	110.0
16	19	OGDEN	116.1	72	HORSMAN	93.5	19	OGDEN	103.0	72	HORSMAN	109.8
17	37	TINKER	115.7	71	FARRER	93.0	71	FARRER	103.0	71	FARRER	109.2
18	69	IRWIN	115.1	16	CLARIDGE	92.3	56	WILSON	102.7	56	WILSON	108.9
19	72	HORSMAN	114.7	56	WILSON	91.9	16	CLARIDGE	102.2	16	CLARIDGE	108.0
20	16	CLARIDGE	114.1	69	IRWIN	91.8	69	IRWIN	101.3	69	IRWIN	107.7
21	18	FIELDHOUSE	113.3	57	HIATT	91.5	18	FIELDHOUSE	101.3	41	TINKER	107.5
22	66	THOMAS	112.9	41	TINKER	91.5	66	THOMAS	101.0	18	FIELDHOUSE	107.5
23	41	TINKER	112.0	18	FIELDHOUSE	91.3	41	TINKER	100.9	35	KNIGHT	106.5
24	27	BEACH	111.6	77	LYONS	90.9	35	KNIGHT	100.3	66	THOMAS	106.5
25	57	HIATT	111.4	27	BEACH	90.9	57	HIATT	100.3	57	HIATT	106.3
26	35	KNIGHT	111.2	35	KNIGHT	90.5	27	BEACH	100.3	27	BEACH	106.3
27	77	LYONS	111.2	66	THOMAS	90.0	77	LYONS	100.0	77	LYONS	105.6
28	17	BOURNE	108.9	17	BOURNE	88.7	2	HART	98.5	17	BOURNE	104.5
29	2	HART	108.0	2	HART	88.5	17	BOURNE	98.3	2	HART	104.2
30	33	BARCIK	92.3	33	BARCIK	75.3	33	BARCIK	80.6	33	BARCIK	87.4

Weather / Track : Cloudy / Drying

Results can be found at www.tsl-timing.comOulton Park International
Circuit Length = 2.6920 miles
Start: 12:50 Flag 13:15 End: 13:17

Printed - 13:19 Sunday, 05 May 2019

MCRCB BULLETIN TK091

2019 Bennetts British Superbike Championship - Dickies Round 2

2019 HEL Performance British Motostar Championship

QUALIFYING - STATISTICS

Competitors Started 30
Planned Start 2019-05-05 @ 12:50:00.000
Actual Start 2019-05-05 @ 12:50:01.265
Finish Time 2019-05-05 @ 13:15:06.887
Track Length 2.6920mi.
Total Laps 273
Total Distance Covered 734.9237mi.

Session Fastest Lap History

NO	CL	NAME	LAP TIME	TIME OF DAY	LAP	VEHICLE
54		Sam BURMAN	2:01.586	12:54:13.861	2	KTM
19	S	Scott OGDEN	2:00.389	12:54:25.155	2	Honda
72	S	Cameron HORSMAN	1:56.872	12:55:00.164	2	Honda
96		Brandon PAASCH	1:54.967	12:55:00.237	2	KTM
1		Victor RODRIGUEZ	1:53.822	12:58:35.634	2	DR Moto
70		Joshua WHATLEY	1:53.463	12:58:51.732	4	KTM
1		Victor RODRIGUEZ	1:50.610	13:00:26.244	3	DR Moto
1		Victor RODRIGUEZ	1:50.239	13:02:16.483	4	DR Moto
1		Victor RODRIGUEZ	1:49.077	13:04:05.560	5	DR Moto
1		Victor RODRIGUEZ	1:48.649	13:07:53.936	7	DR Moto
96		Brandon PAASCH	1:48.306	13:08:20.876	6	KTM
45		Scott SWANN	1:48.301	13:09:33.143	7	IFS KTM
96		Brandon PAASCH	1:47.083	13:10:07.958	7	KTM
11		Dan JONES	1:44.956	13:10:25.906	4	KTM
11		Dan JONES	1:44.619	13:14:03.058	6	KTM

Flag History

TYPE	TIME OF DAY
GREEN	12:50:01.265
FINISH	13:15:06.887

Flag Statistics

TYPE	COUNT	TOTAL LAPS	TOTAL TIME
Green	1	13	27:24.500
Red	0	0	0.000
Safety Car	0	0	0.000
FCY	0	0	0.000

Weather / Track : Cloudy / Drying

These results are provisional until the conclusion of any judicial and technical matters.

Oulton Park International
Circuit Length = 2.6920 miles
Start: 12:50 Flag 13:15 End: 13:17

Race Director :	Stewards :	Timekeeper :
-----------------	------------	--------------

MCRCB BULLETIN TK091

2019 Bennetts British Superbike Championship - Dickies Round 2

2019 HEL Performance British Motostar Championship

QUALIFYING - STATISTICS

CLASS :

15 Starters

Fastest Lap History

NO	NAME	LAP TIME	TIME OF DAY	LAP	VEHICLE
54	Sam BURMAN	2:01.586	12:54:13.861	2	KTM
96	Brandon PAASCH	1:54.967	12:55:00.237	2	KTM
1	Victor RODRIGUEZ	1:53.822	12:58:35.634	2	DR Moto
70	Joshua WHATLEY	1:53.463	12:58:51.732	4	KTM
1	Victor RODRIGUEZ	1:50.610	13:00:26.244	3	DR Moto
1	Victor RODRIGUEZ	1:50.239	13:02:16.483	4	DR Moto
1	Victor RODRIGUEZ	1:49.077	13:04:05.560	5	DR Moto
1	Victor RODRIGUEZ	1:48.649	13:07:53.936	7	DR Moto
96	Brandon PAASCH	1:48.306	13:08:20.876	6	KTM
45	Scott SWANN	1:48.301	13:09:33.143	7	IFS KTM
96	Brandon PAASCH	1:47.083	13:10:07.958	7	KTM
11	Dan JONES	1:44.956	13:10:25.906	4	KTM
11	Dan JONES	1:44.619	13:14:03.058	6	KTM

Weather / Track : Cloudy / Drying

These results are provisional until the conclusion of any judicial and technical matters.

Oulton Park International
Circuit Length = 2.6920 miles
Start: 12:50 Flag 13:15 End: 13:17

Race Director :	Stewards :	Timekeeper :
-----------------	------------	--------------

MCRCB BULLETIN TK091

2019 Bennetts British Superbike Championship - Dickies Round 2

2019 HEL Performance British Motostar Championship

QUALIFYING - STATISTICS

CLASS : S

15 Starters

Fastest Lap History

NO	NAME	LAP TIME	TIME OF DAY	LAP	VEHICLE
19	Scott OGDEN	2:00.389	12:54:25.155	2	Honda
72	Cameron HORSMAN	1:56.872	12:55:00.164	2	Honda
16	Harvey CLARIDGE	1:55.079	12:57:04.753	3	Honda
69	Rhys IRWIN	1:53.983	13:05:50.201	4	Honda
71	Charlie FARRER	1:53.105	13:07:38.046	6	Honda
69	Rhys IRWIN	1:52.749	13:07:42.951	5	Honda
72	Cameron HORSMAN	1:50.994	13:07:53.874	6	Honda
72	Cameron HORSMAN	1:50.765	13:09:44.639	7	Honda
72	Cameron HORSMAN	1:49.760	13:11:34.399	8	Honda
19	Scott OGDEN	1:49.401	13:11:34.944	8	Honda
72	Cameron HORSMAN	1:49.293	13:15:13.202	10	Honda

Weather / Track : Cloudy / Drying

These results are provisional until the conclusion of any judicial and technical matters.

Oulton Park International
Circuit Length = 2.6920 miles
Start: 12:50 Flag 13:15 End: 13:17

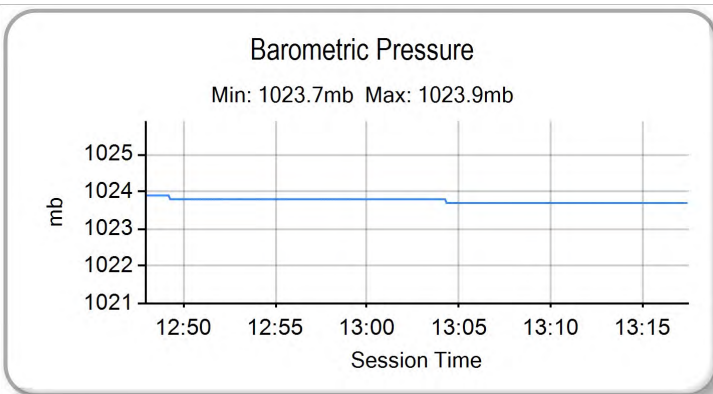
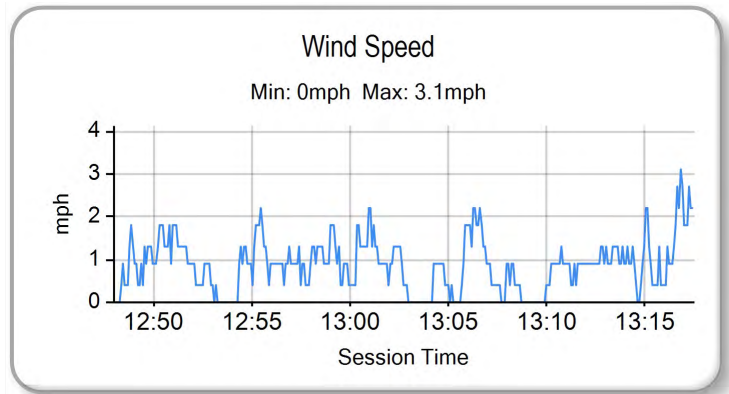
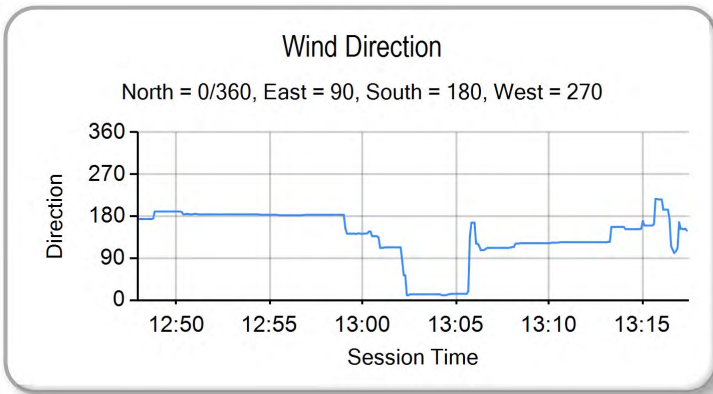
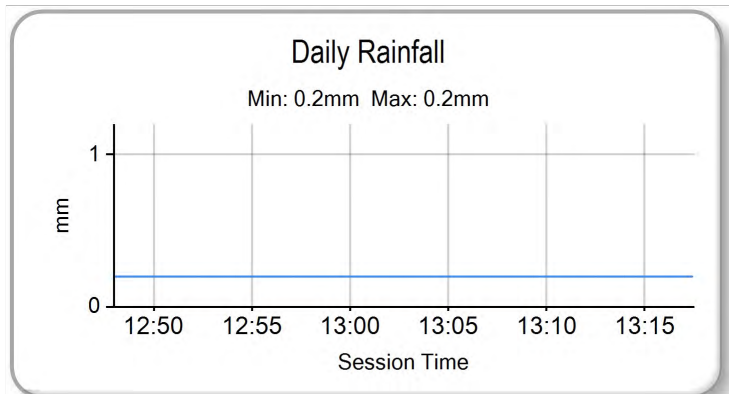
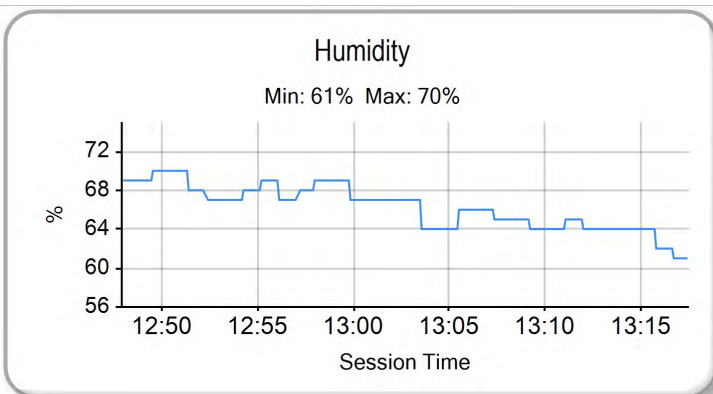
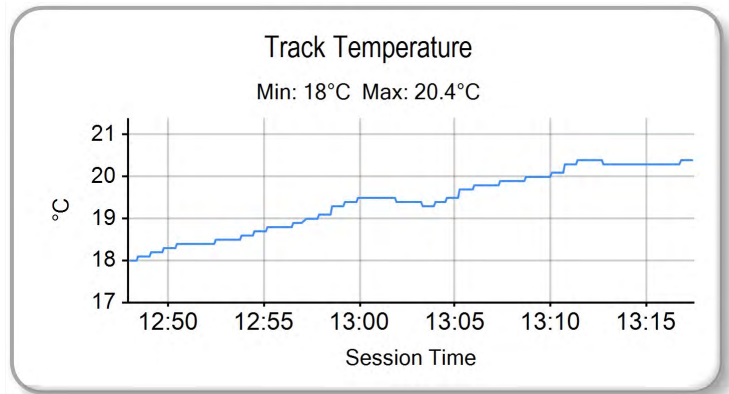
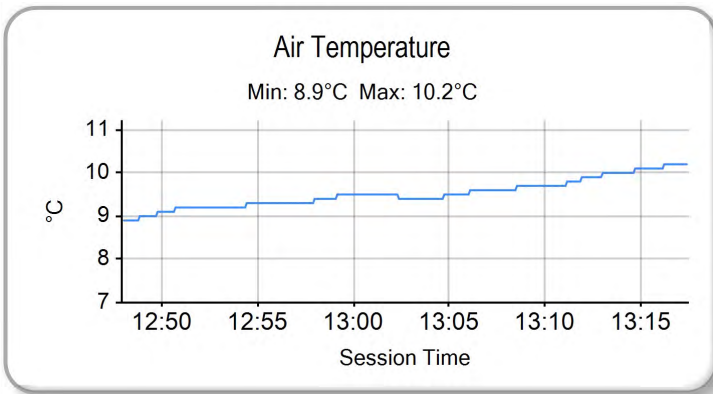
Race Director :	Stewards :	Timekeeper :
-----------------	------------	--------------

MCRCB BULLETIN TK092

2019 Bennetts British Superbike Championship - Dickies Round 2

2019 HEL Performance British Motostar Championship

QUALIFYING - WEATHER CONDITIONS



Weather / Track : Cloudy / Drying

Results can be found at www.tsl-timing.com

Oulton Park International
Circuit Length = 2.6920 miles
Start: 12:50 Flag 13:15 End: 13:17

Printed - 13:20 Sunday, 05 May 2019



ROW 10	29	17	Franco BOURNE	28	2	Brian HART	2:01.908
ROW 9	27	56	Bradley WILSON	26	88	Harry LEIGH	1:58.309
ROW 8	24	27	Calum BEACH	23	77	Jamie LYONS	1:56.726
ROW 7	21	66	Annabel THOMAS	20	41	Kyal TINKER	1:53.881
ROW 6	18	48	Sharni PINFOLD	17	57	Josh HIATT	1:52.622
ROW 5	15	35	Jeremy KNIGHT	14	16	Harvey CLARIDGE	1:51.054
ROW 4	12	99	Jamie DAVIES	11	71	Charlie FARRER	1:49.401
ROW 3	9	72	Cameron HORSMAN	8	70	Joshua WHATLEY	1:48.583
ROW 2	6	1	Victor RODRIGUEZ	5	64	Asher DURHAM	1:47.128
ROW 1	3	14	Jack NIXON	2	96	Brandon PAASCH	1:44.619
							Pole

Oulton Park International
Circuit Length = 2.6920 miles

These results are provisional until the conclusion of any judicial and technical matters.

Race Director :	Stewards :	Timekeeper :
-----------------	------------	--------------

Results can be found at www.britishsuperbike.com

Printed - 13:36 Sunday, 05 May 2019





POS	NO	CL	PIC NAME	NAT	ENTRY	LAPS	TIME	GAP	DIFF	MPH	BEST	ON
1	96		1 Brandon PAASCH	USA	KTM - FPW Racing	10	17:41.548			91.29	1:44.974	9
2	45		2 Scott SWANN	GBR	IFS KTM - IFS Team Swann Racing	10	17:43.567	2.019	2.019	91.12	1:44.899	10
3	14		3 Jack NIXON	GBR	KTM - Santander Salt	10	17:44.271	2.723	0.704	91.06	1:45.318	7
4	64		4 Asher DURHAM	GBR	Mahindra - Microlise Cresswell Racing	10	17:44.464	2.916	0.193	91.04	1:45.348	7
5	70		5 Joshua WHATLEY	GBR	KTM - KRP	10	17:57.607	16.059	13.143	89.93	1:46.604	4
6	7		6 Edmund BEST	GBR	KTM - SymCirrus Motorsport	10	17:59.761	18.213	2.154	89.75	1:47.104	7
7	99		7 Jamie DAVIS	GBR	KTM - FPW Racing	10	18:12.421	30.873	12.660	88.71	1:48.225	9
8	72	S	1 Cameron HORSMAN	GBR	Honda - SP125 / Nova Racing	10	18:12.487	30.939	0.066	88.70	1:47.849	10
9	19	S	2 Scott OGDEN	GBR	Honda - Premium Motorhomes Scott Ogden Racing	10	18:12.642	31.094	0.155	88.69	1:48.204	9
10	71	S	3 Charlie FARRER	GBR	Honda - Banks Racing/MotoEngineering	10	18:21.178	39.630	8.536	88.00	1:49.098	2
11	69	S	4 Rhys IRWIN	IRL	Honda - Ready 4 Racing	10	18:33.404	51.856	12.226	87.04	1:50.112	2
12	88		8 Harry LEIGH	GBR	KTM - SymCirrus Motorsport	10	18:34.868	53.320	1.464	86.92	1:50.207	10
13	48		9 Sharni PINFOLD	AUS	KTM - City Lifting/RS Racing	10	18:35.217	53.669	0.349	86.90	1:49.986	9
14	54		10 Sam BURMAN	GBR	KTM - TeamWNT Burman Racing	10	18:35.553	54.005	0.336	86.87	1:49.313	7
15	17	S	5 Franco BOURNE	GBR	Honda - Franco Bourne / SP125	10	18:36.088	54.540	0.535	86.83	1:49.681	10
16	16	S	6 Harvey CLARIDGE	GBR	Honda - Nova Racing	10	18:36.146	54.598	0.058	86.82	1:49.996	6
17	35	S	7 Jeremy KNIGHT	GBR	Honda - Jeremy Knight Racing / SP125	10	18:48.504	1:06.956	12.358	85.87	1:51.072	6
18	66	S	8 Annabel THOMAS	GBR	Honda - Four Anjels Racing	10	18:54.433	1:12.885	5.929	85.42	1:51.698	7
19	39		11 Connor SELLORS	GBR	Mahindra - Connor Sellors Racing	10	18:54.787	1:13.239	0.354	85.40	1:51.406	6
20	37	S	9 Corey TINKER	GBR	Honda - Microlise Cresswell Racing	10	18:58.514	1:16.966	3.727	85.12	1:51.689	8
21	57	S	10 Josh HIATT	GBR	Honda - Sorrymate.com	10	19:00.310	1:18.762	1.796	84.98	1:52.517	8
22	18	S	11 Jodie FIELDHOUSE	GBR	Honda - Go Pink Racing	10	19:09.359	1:27.811	9.049	84.31	1:52.563	10
23	41	S	12 Kyal TINKER	GBR	Honda - Microlise Cresswell Racing	10	19:24.218	1:42.670	14.859	83.24	1:54.932	8
24	56		12 Bradley WILSON	GBR	Honda - B.Wilson Racing	10	19:24.776	1:43.228	0.558	83.20	1:54.979	9
25	27	S	13 Calum BEACH	GBR	Honda - Calum Beach Racing / SP125 Racing	10	19:24.988	1:43.440	0.212	83.18	1:54.770	8

NOT CLASSIFIED

DNF	77	S	Jamie LYONS	GBR	Honda - C&M Motors Ltd Racing	5	9:30.464	5 Laps	5 Laps	84.94	1:51.675	5
DNF	1		Victor RODRIGUEZ	ESP	DR Moto - GA Competition	3	5:25.038	7 Laps	2 Laps	89.44	1:46.124	3
DNF	11		Dan JONES	GBR	KTM - City Lifting/RS Racing	0						

FASTEST LAP

45			Scott SWANN	GBR	IFS KTM - IFS Team Swann Racing	10	1:44.899		92.38 mph		148.68 kph	
72	S		Cameron HORSMAN	GBR	Honda - SP125 / Nova Racing	10	1:47.849		89.85 mph		144.61 kph	

Weather / Track : Cloudy / Dry

These results are provisional until the conclusion of any judicial and technical matters.

Oulton Park International

Circuit Length = 2.6920 miles

Start: 15:50 Flag 16:07 End: 16:09

Race Director :	Stewards :	Timekeeper :
-----------------	------------	--------------

Results can be found at www.britishsuperbike.com

Printed - 16:10 Sunday, 05 May 2019

MCRCB BULLETIN TK126

2019 Bennetts British Superbike Championship - Dickies Round 2

2019 HEL Performance British Motostar Championship

RACE 2 - LAP CHART

LAP 1 @ 15:52:07.763

NO	BEHIND	LAP TIME
96		1:50.976
14	0.325	1:51.301
64	0.579	1:51.555
45	1.193	1:52.169
1	1.587	1:52.563
70	1.816	1:52.792
7	2.051	1:53.027
99	3.113	1:54.089
72	3.688	1:54.664
19	3.779	1:54.755
71	4.772	1:55.748
69	5.500	1:56.476
48	6.335	1:57.311
54	6.596	1:57.572
35	8.099	1:59.075
88	8.525	1:59.501
39	8.794	1:59.770
16	9.129	2:00.105
57	9.464	2:00.440
17	9.848	2:00.824
77	10.215	2:01.191
37	10.599	2:01.575
66	11.113	2:02.089
18	13.294	2:04.270
27	13.760	2:04.736
41	13.830	2:04.806
56	14.350	2:05.326

LAP 2 @ 15:53:54.006

NO	BEHIND	LAP TIME
96		1:46.243
64	1.117	1:46.781
14	1.347	1:47.265
1	1.695	1:46.351
45	1.915	1:46.965
70	3.265	1:47.692
7	3.565	1:47.757
99	5.375	1:48.505
72	6.193	1:48.748
19	6.343	1:48.807
71	7.627	1:49.098
69	9.369	1:50.112
54	10.984	1:50.631
48	12.040	1:51.948
88	13.633	1:51.351
16	13.993	1:51.107
17	14.621	1:51.016
57	16.456	1:53.235
77	16.869	1:52.897
39	17.179	1:54.628
35	17.470	1:55.614
66	17.969	1:53.099
37	18.326	1:53.970
18	22.518	1:55.467
27	23.693	1:56.176
41	23.745	1:56.158
56	24.240	1:56.133

LAP 3 @ 15:55:40.315

NO	BEHIND	LAP TIME
96		1:46.309

64	0.986	1:46.178
1	1.510	1:46.124
14	1.644	1:46.606
45	1.964	1:46.358
70	4.025	1:47.069
7	4.754	1:47.498
99	8.315	1:49.249
72	8.723	1:48.839
19	8.818	1:48.784
71	10.691	1:49.373
69	13.699	1:50.639
54	14.966	1:50.291
48	16.850	1:51.119
88	18.121	1:50.797
16	19.001	1:51.317
17	19.332	1:51.020
77	22.962	1:52.402
35	23.302	1:52.141
66	23.540	1:51.880
39	23.947	1:53.077
37	25.962	1:53.945
57	26.455	1:56.308
18	30.640	1:54.431
41	32.630	1:55.194
27	33.680	1:56.296
56	33.840	1:55.909

LAP 4 @ 15:57:26.159

NO	BEHIND	LAP TIME
96		1:45.844
64	0.896	1:45.754
14	1.679	1:45.879
45	2.049	1:45.929
70	4.785	1:46.604
7	6.650	1:47.740
99	11.873	1:49.402
72	11.958	1:49.079
19	12.180	1:49.206
71	14.085	1:49.238
69	18.183	1:50.328
54	19.068	1:49.946
48	21.518	1:50.512
88	23.161	1:50.884
16	23.584	1:50.427
17	23.817	1:50.329
77	29.417	1:52.299
35	29.477	1:52.019
66	29.777	1:52.081
39	30.559	1:52.456
37	33.491	1:53.373
57	33.899	1:53.288
18	38.890	1:54.094
41	42.437	1:55.651
56	43.367	1:55.371
27	44.476	1:56.640

LAP 5 @ 15:59:12.050

NO	BEHIND	LAP TIME
96		1:45.891
64	0.905	1:45.900
14	1.341	1:45.553
45	1.600	1:45.442
70	5.778	1:46.884
7	8.238	1:47.479

99	14.911	1:48.929
72	15.104	1:49.037
19	15.191	1:48.902
71	17.759	1:49.565
69	22.530	1:50.238
54	22.758	1:49.581
48	26.400	1:50.773
88	27.849	1:50.579
17	28.394	1:50.468
16	28.478	1:50.785
35	35.027	1:51.441
77	35.201	1:51.675
66	36.438	1:52.552
39	36.673	1:52.005
37	40.670	1:53.070
57	41.099	1:53.091
18	47.090	1:54.091
41	52.454	1:55.908
56	52.729	1:55.253
27	54.005	1:55.420

LAP 6 @ 16:00:57.822

NO	BEHIND	LAP TIME
96		1:45.772
64	0.590	1:45.457
14	0.940	1:45.371
45	1.161	1:45.333
70	7.257	1:47.251
7	9.725	1:47.259
99	17.504	1:48.365
72	17.907	1:48.575
19	18.049	1:48.630
71	21.481	1:49.494
69	27.366	1:50.608
48	31.078	1:50.450
88	32.351	1:50.274
16	32.702	1:49.996
17	32.980	1:50.358
54	34.278	1:57.292
35	40.327	1:51.072
39	42.307	1:51.406
66	43.359	1:52.693
57	47.875	1:52.548
37	47.975	1:53.077
18	55.089	1:53.771
56	1:02.418	1:55.461
41	1:02.802	1:56.120
27	1:03.378	1:55.145

LAP 7 @ 16:02:43.142

NO	BEHIND	LAP TIME
96		1:45.320
64	0.618	1:45.348
14	0.938	1:45.318
45	1.269	1:45.428
70	9.466	1:47.529
7	11.509	1:47.104
99	20.887	1:48.703
19	21.341	1:48.612
72	21.604	1:49.017
71	25.857	1:49.696
69	33.068	1:51.022
48	36.617	1:50.859
88	37.305	1:50.274

16	37.827	1:50.445
54	38.271	1:49.313
17	38.396	1:50.736
35	46.504	1:51.497
39	49.388	1:52.401
66	49.737	1:51.698
57	55.594	1:53.039
37	55.640	1:52.985
18	1:03.786	1:54.017
41	1:12.510	1:55.028
56	1:13.170	1:56.072
27	1:14.096	1:56.038

LAP 8 @ 16:04:28.318

NO	BEHIND	LAP TIME
96		1:45.176
64	1.061	1:45.619
14	1.140	1:45.378
45	1.327	1:45.234
70	11.280	1:46.990
7	13.804	1:47.471
99	24.309	1:48.598
19	24.599	1:48.434
72	24.998	1:48.570
71	30.366	1:49.685
69	39.390	1:51.498
88	42.914	1:50.785
48	43.533	1:52.092
54	43.635	1:50.540
16	44.139	1:51.488
17	44.492	1:51.272
35	52.468	1:51.140
39	56.624	1:52.412
66	57.361	1:52.800
37	1:02.153	1:51.689
57	1:02.935	1:52.517
18	1:11.928	1:53.318
41	1:22.266	1:54.932
56	1:22.976	1:54.982
27	1:23.690	1:54.770

LAP 9 @ 16:06:13.292

NO	BEHIND	LAP TIME
96		1:44.974
64	2.008	1:45.921
45	2.163	1:45.810
14	2.263	1:46.097
70	13.710	1:47.404
7	16.005	1:47.175
99	27.560	1:48.225
19	27.829	1:48.204
72	28.133	1:48.109
71	35.097	1:49.705
69	45.819	1:51.403
88	48.156	1:50.216
48	48.545	1:49.986
54	48.772	1:50.111
16	49.482	1:50.317
17	49.902	1:50.384
35	1:00.038	1:52.544
39	1:04.072	1:52.422
66	1:04.638	1:52.251
37	1:09.531	1:52.352
57	1:10.977	1:53.016

LAP 10 @ 16:07:58.335

NO	BEHIND	LAP TIME
96		1:45.043
45	2.019	1:44.899
14	2.723	1:45.503
64	2.916	1:45.951
70	16.059	1:47.392
7	18.213	1:47.251
99	30.873	1:48.356
72	30.939	1:47.849
19	31.094	1:48.308
71	39.630	1:49.576
69	51.856	1:51.080
88	53.320	1:50.207
48	53.669	1:50.167
54	54.005	1:50.276
17	54.540	1:49.681
16	54.598	1:50.159
35	1:06.956	1:51.961
66	1:12.885	1:53.290
39	1:13.239	1:54.210
37	1:16.966	1:52.478
57	1:18.762	1:52.828
18	1:27.811	1:52.563
41	1:42.670	1:54.973
56	1:43.228	1:55.290
27	1:43.440	1:54.889

Weather / Track : Cloudy / Dry

Oulton Park International
 Circuit Length = 2.6920 miles
 Start: 15:50 Flag 16:07 End: 16:09

MCRCB BULLETIN TK127

2019 Bennetts British Superbike Championship - Dickies Round 2

2019 HEL Performance British Motostar Championship

RACE 2 - POSITION CHART

No	Name	Lap												
		Pos	1	2	3	4	5	6	7	8	9	10		
11	JONES	1	96	96	96	96	96	96	96	96	96	96	96	96
96	PAASCH	2	14	64	64	64	64	64	64	64	64	64	45	
14	NIXON	3	64	14	1	14	14	14	14	14	14	45	14	
45	SWANN	4	45	1	14	45	45	45	45	45	45	14	64	
64	DURHAM	5	1	45	45	70	70	70	70	70	70	70	70	
1	RODRIGUEZ	6	70	70	70	7	7	7	7	7	7	7	7	
7	BEST	7	7	7	7	99	99	99	99	99	99	99	99	
70	WHATLEY	8	99	99	99	72	72	72	19	19	19	19	72	
72	HORSMAN	9	72	72	72	19	19	19	72	72	72	19		
19	OGDEN	10	19	19	19	71	71	71	71	71	71	71	71	
71	FARRER	11	71	71	71	69	69	69	69	69	69	69	69	
99	DAVIS	12	69	69	69	54	54	48	48	88	88	88	88	
69	IRWIN	13	48	54	54	48	48	88	88	48	48	48	48	
16	CLARIDGE	14	54	48	48	88	88	16	16	54	54	54	54	
35	KNIGHT	15	35	88	88	16	17	17	54	16	16	17		
54	BURMAN	16	88	16	16	17	16	54	17	17	17	16		
57	HIATT	17	39	17	17	77	35	35	35	35	35	35		
48	PINFOLD	18	16	57	77	35	77	39	39	39	39	66		
39	SELLORS	19	57	77	35	66	66	66	66	66	66	39		
41	TINKER	20	17	39	66	39	39	57	57	37	37	37		
66	THOMAS	21	77	35	39	37	37	37	37	57	57	57		
37	TINKER	22	37	66	37	57	57	18	18	18	18	18		
77	LYONS	23	66	37	57	18	18	56	41	41	41	41		
27	BEACH	24	18	18	18	41	41	41	56	56	56	56		
18	FIELDHOUSE	25	27	27	41	56	56	27	27	27	27	27		
88	LEIGH	26	41	41	27	27	27							
56	WILSON	27	56	56	56									
17	BOURNE	28												

Weather / Track : Cloudy / Dry

Results can be found at www.tsl-timing.com

Oulton Park International
 Circuit Length = 2.6920 miles
 Start: 15:50 Flag 16:07 End: 16:09

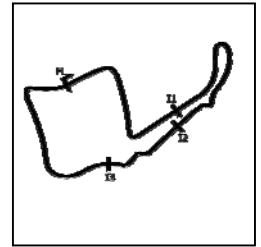
Printed - 16:14 Sunday, 05 May 2019

MCRCB BULLETIN TK128

2019 Bennetts British Superbike Championship - Dickies Round 2

2019 HEL Performance British Motostar Championship

RACE 2 - SECTOR ANALYSIS



SECTOR 1 = FL to I1, SECTOR 2 = I1 to I2 SECTOR 3 = I2 to I3, SECTOR 4 = I3 to FL, DIFF = Difference To Personal Best Lap, P = Crossed Finish Line in Pit Lane, D = Time Disallowed

P1 96		Brandon PAASCH				KTM - FPW Racing						
IDEAL LAP TIME : 1:44.806		BEST LAP TIME : 1:44.974				DIFFERENCE : 0.168						
LAP	SECTOR 1	SECTOR 2		SECTOR 3		SECTOR 4		LAP TIME	MPH	DIFF	TIME OF DAY	
1 -		123.5	29.708	96.4	21.027	108.9	29.328	115.5	1:50.976	87.32	6.002	15:52:07.763
2 -	26.352	122.9	29.632	96.2	20.960	109.2	29.299	114.7	1:46.243	91.21	1.269	15:53:54.006
3 -	26.524	121.3	29.684	96.1	20.899	109.1	29.202	114.9	1:46.309	91.16	1.335	15:55:40.315
4 -	26.440	123.5	29.419	96.4	20.846	109.2	29.139	114.1	1:45.844	91.56	0.870	15:57:26.159
5 -	26.249	123.8	29.477	96.1	21.052	109.2	29.113	114.5	1:45.891	91.52	0.917	15:59:12.050
6 -	26.249	122.9	29.581	96.5	20.874	108.5	29.068	114.7	1:45.772	91.62	0.798	16:00:57.822
7 -	26.125	123.3	29.344	95.4	20.745	109.4	29.106	115.5	1:45.320	92.01	0.346	16:02:43.142
8 -	26.038	123.8	29.254	96.2	20.854	109.6	29.030	116.1	1:45.176 (3)	92.14	0.202	16:04:28.318
9 -	25.990	123.8	29.376	96.1	20.669	110.0	28.939	116.3	1:44.974 (1)	92.32		16:06:13.292
10 -	26.066	123.3	29.332	96.1	20.752	109.8	28.893	115.9	1:45.043 (2)	92.26	0.069	16:07:58.335

P2 45		Scott SWANN				IFS KTM - IFS Team Swann Racing						
IDEAL LAP TIME : 1:44.573		BEST LAP TIME : 1:44.899				DIFFERENCE : 0.326						
LAP	SECTOR 1	SECTOR 2		SECTOR 3		SECTOR 4		LAP TIME	MPH	DIFF	TIME OF DAY	
1 -		121.3	30.049	96.6	21.148	108.2	29.441	115.3	1:52.169	86.39	7.270	15:52:08.956
2 -	26.613	121.5	29.754	96.4	21.387	108.7	29.211	115.1	1:46.965	90.60	2.066	15:53:55.921
3 -	26.613	118.9	29.606	95.7	20.915	109.6	29.224	115.9	1:46.358	91.11	1.459	15:55:42.279
4 -	26.494	122.9	29.612	96.5	20.829	109.2	28.994	115.7	1:45.929	91.48	1.030	15:57:28.208
5 -	26.325	123.3	29.371	97.1	20.772	110.3	28.974	114.5	1:45.442	91.91	0.543	15:59:13.650
6 -	26.137	122.9	29.421	97.5	20.906	109.2	28.869	116.3	1:45.333 (3)	92.00	0.434	16:00:58.983
7 -	26.201	123.3	29.368	97.1	21.040	108.4	28.819	115.9	1:45.428	91.92	0.529	16:02:44.411
8 -	26.073	122.9	29.364	97.8	20.789	111.4	29.008	117.3	1:45.234 (2)	92.09	0.335	16:04:29.645
9 -	26.232	123.5	29.723	98.1	20.850	111.6	29.005	115.5	1:45.810	91.59	0.911	16:06:15.455
10 -	26.327	122.2	29.436	94.6	20.512	108.5	28.624	114.7	1:44.899 (1)	92.38		16:08:00.354

P3 14		Jack NIXON				KTM - Santander Salt						
IDEAL LAP TIME : 1:45.085		BEST LAP TIME : 1:45.318				DIFFERENCE : 0.233						
LAP	SECTOR 1	SECTOR 2		SECTOR 3		SECTOR 4		LAP TIME	MPH	DIFF	TIME OF DAY	
1 -		123.1	30.308	98.9	21.240	110.0	29.147	116.7	1:51.301	87.07	5.983	15:52:08.088
2 -	26.402	124.7	29.997	98.6	21.456	110.1	29.410	116.9	1:47.265	90.34	1.947	15:53:55.353
3 -	26.433	123.3	29.823	99.4	21.281	111.8	29.069	118.1	1:46.606	90.90	1.288	15:55:41.959
4 -	26.322	126.8	29.619	98.6	21.062	110.7	28.876	116.7	1:45.879	91.53	0.561	15:57:27.838
5 -	26.272	125.9	29.566	98.9	20.859	110.9	28.856	117.1	1:45.553	91.81	0.235	15:59:13.391
6 -	26.133	125.6	29.522	98.6	20.906	110.9	28.810	117.7	1:45.371 (2)	91.97	0.053	16:00:58.762
7 -	26.189	125.6	29.467	97.3	20.889	110.5	28.773	117.5	1:45.318 (1)	92.01		16:02:44.080
8 -	26.126	125.9	29.506	99.1	20.810	112.0	28.936	119.1	1:45.378 (3)	91.96	0.060	16:04:29.458
9 -	26.112	125.6	29.906	99.2	20.876	111.6	29.203	118.7	1:46.097	91.34	0.779	16:06:15.555
10 -	26.299	125.6	29.662	99.5	20.846	110.5	28.696	117.1	1:45.503	91.85	0.185	16:08:01.058

P4 64		Asher DURHAM				Mahindra - Microlise Cresswell Racing						
IDEAL LAP TIME : 1:44.974		BEST LAP TIME : 1:45.348				DIFFERENCE : 0.374						
LAP	SECTOR 1	SECTOR 2		SECTOR 3		SECTOR 4		LAP TIME	MPH	DIFF	TIME OF DAY	
1 -		122.2	30.012	97.9	21.086	108.5	29.213	116.3	1:51.555	86.87	6.207	15:52:08.342
2 -	26.532	122.4	29.789	97.8	21.422	109.6	29.038	114.3	1:46.781	90.75	1.433	15:53:55.123
3 -	26.586	120.2	29.673	96.4	20.911	108.5	29.008	114.5	1:46.178	91.27	0.830	15:55:41.301
4 -	26.455	122.2	29.342	96.2	20.953	108.4	29.004	114.9	1:45.754	91.64	0.406	15:57:27.055
5 -	26.463	122.4	29.445	96.5	20.961	108.5	29.031	114.5	1:45.900	91.51	0.552	15:59:12.955
6 -	26.271	122.2	29.347	96.9	20.844	108.5	28.995	115.3	1:45.457 (2)	91.89	0.109	16:00:58.412
7 -	26.346	122.2	29.153	96.5	20.812	108.5	29.037	115.3	1:45.348 (1)	91.99		16:02:43.760
8 -	26.274	122.0	29.396	97.2	20.935	108.9	29.014	116.1	1:45.619 (3)	91.75	0.271	16:04:29.379
9 -	26.548	124.0	29.368	96.4	20.792	108.2	29.213	115.7	1:45.921	91.49	0.573	16:06:15.300
10 -	26.523	123.8	29.520	97.1	21.150	110.0	28.758	115.9	1:45.951	91.46	0.603	16:08:01.251

P5 70		Joshua WHATLEY				KTM - KRP						
IDEAL LAP TIME : 1:46.340		BEST LAP TIME : 1:46.604				DIFFERENCE : 0.264						
LAP	SECTOR 1	SECTOR 2		SECTOR 3		SECTOR 4		LAP TIME	MPH	DIFF	TIME OF DAY	

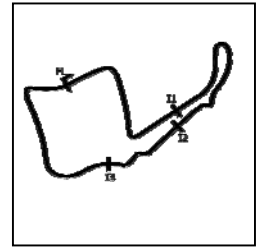
Weather / Track : Cloudy / Dry

Oulton Park International
 Circuit Length = 2.6920 miles
 Start: 15:50 Flag 16:07 End: 16:09

2019 Bennetts British Superbike Championship - Dickies Round 2

2019 HEL Performance British Motostar Championship

RACE 2 - SECTOR ANALYSIS



SECTOR 1 = FL to I1, SECTOR 2 = I1 to I2 SECTOR 3 = I2 to I3, SECTOR 4 = I3 to FL, DIFF = Difference To Personal Best Lap, P = Crossed Finish Line in Pit Lane, D = Time Disallowed

1 -		124.5	30.206	98.3	21.221	110.7	29.780	114.9	1:52.792	85.92	6.188	15:52:09.579
2 -	26.753	124.0	29.975	97.5	21.273	110.1	29.691	114.9	1:47.692	89.99	1.088	15:53:57.271
3 -	26.568	121.5	29.887	96.9	21.138	109.2	29.476	115.3	1:47.069	90.51	0.465	15:55:44.340
4 -	26.370	124.5	29.787	97.1	20.938	109.8	29.509	114.3	1:46.604 (1)	90.90		15:57:30.944
5 -	26.600	123.5	29.633	96.1	21.009	108.9	29.642	113.9	1:46.884 (2)	90.67	0.280	15:59:17.828
6 -	26.611	122.6	30.026	96.0	21.070	109.1	29.544	115.5	1:47.251	90.36	0.647	16:01:05.079
7 -	26.788	122.4	29.920	96.0	21.199	108.2	29.622	114.9	1:47.529	90.12	0.925	16:02:52.608
8 -	26.293	123.1	29.808	96.2	21.028	108.2	29.861	115.1	1:46.990 (3)	90.58	0.386	16:04:39.598
9 -	26.593	123.1	29.900	96.0	21.170	108.2	29.741	115.3	1:47.404	90.23	0.800	16:06:27.002
10 -	26.569	121.1	30.061	96.5	21.051	108.9	29.711	115.1	1:47.392	90.24	0.788	16:08:14.394

P6	7	Edmund BEST					KTM - SymCirrus Motorsport					
IDEAL LAP TIME : 1:46.802			BEST LAP TIME : 1:47.104			DIFFERENCE : 0.302						
LAP	SECTOR 1	SECTOR 2	SECTOR 3	SECTOR 4	LAP TIME	MPH	DIFF	TIME OF DAY				
1 -		120.4	30.468	95.8	21.248	108.4	29.510	115.3	1:53.027	85.74	5.923	15:52:09.814
2 -	26.669	120.0	30.173	95.3	21.266	107.7	29.649	113.7	1:47.757	89.93	0.653	15:53:57.571
3 -	26.799	118.1	29.931	94.6	21.324	107.0	29.444	113.5	1:47.498	90.15	0.394	15:55:45.069
4 -	26.531	120.2	30.264	92.0	21.258	106.5	29.687	112.5	1:47.740	89.95	0.636	15:57:32.809
5 -	26.860	119.8	29.748	93.8	21.278	107.0	29.593	112.4	1:47.479	90.16	0.375	15:59:20.288
6 -	26.662	118.9	29.832	94.3	21.235	106.5	29.530	114.1	1:47.259	90.35	0.155	16:01:07.547
7 -	26.648	119.4	29.841	94.2	21.191	106.1	29.424	113.5	1:47.104 (1)	90.48		16:02:54.651
8 -	26.552	118.9	29.917	93.7	21.395	106.3	29.607	114.3	1:47.471	90.17	0.367	16:04:42.122
9 -	26.439	119.8	29.883	94.2	21.319	106.1	29.534	114.1	1:47.175 (2)	90.42	0.071	16:06:29.297
10 -	26.458	119.6	30.003	94.3	21.237	106.8	29.553	113.7	1:47.251 (3)	90.36	0.147	16:08:16.548

P7	99	Jamie DAVIS					KTM - FPW Racing					
IDEAL LAP TIME : 1:47.863			BEST LAP TIME : 1:48.225			DIFFERENCE : 0.362						
LAP	SECTOR 1	SECTOR 2	SECTOR 3	SECTOR 4	LAP TIME	MPH	DIFF	TIME OF DAY				
1 -		124.0	30.482	95.7	21.379	108.4	29.979	113.9	1:54.089	84.94	5.864	15:52:10.876
2 -	26.496	123.5	30.305	96.1	21.527	106.5	30.177	113.5	1:48.505	89.31	0.280	15:53:59.381
3 -	26.868	121.3	30.656	95.1	21.596	107.3	30.129	113.3	1:49.249	88.70	1.024	15:55:48.630
4 -	26.758	122.4	30.748	95.4	21.652	108.0	30.244	112.9	1:49.402	88.58	1.177	15:57:38.032
5 -	26.569	123.3	30.636	95.1	21.544	108.4	30.180	112.5	1:48.929	88.96	0.704	15:59:26.961
6 -	26.553	121.7	30.362	96.0	21.512	107.7	29.938	114.3	1:48.365 (3)	89.43	0.140	16:01:15.326
7 -	26.671	122.2	30.409	94.1	21.618	107.5	30.005	113.5	1:48.703	89.15	0.478	16:03:04.029
8 -	26.501	122.6	30.647	93.7	21.465	108.0	29.985	114.5	1:48.598	89.24	0.373	16:04:52.627
9 -	26.285	122.9	30.659	94.6	21.383	108.0	29.898	114.5	1:48.225 (1)	89.54		16:06:40.852
10 -	26.281	121.3	30.468	95.0	21.427	107.0	30.180	113.5	1:48.356 (2)	89.43	0.131	16:08:29.208

P8	72 S	Cameron HORSMAN					Honda - SP125 / Nova Racing					
IDEAL LAP TIME : 1:47.699			BEST LAP TIME : 1:47.849			DIFFERENCE : 0.150						
LAP	SECTOR 1	SECTOR 2	SECTOR 3	SECTOR 4	LAP TIME	MPH	DIFF	TIME OF DAY				
1 -		116.7	30.822	92.1	21.558	103.7	29.995	110.7	1:54.664	84.51	6.815	15:52:11.451
2 -	27.197	116.1	30.118	91.5	21.576	103.5	29.857	109.4	1:48.748	89.11	0.899	15:54:00.199
3 -	27.139	114.7	30.345	92.1	21.495	103.5	29.860	109.4	1:48.839	89.04	0.990	15:55:49.038
4 -	27.242	116.5	30.303	92.1	21.466	104.2	30.068	107.3	1:49.079	88.84	1.230	15:57:38.117
5 -	27.069	117.3	30.270	92.1	21.611	104.0	30.087	109.2	1:49.037	88.88	1.188	15:59:27.154
6 -	27.022	115.9	30.165	92.3	21.521	103.4	29.867	110.1	1:48.575	89.25	0.726	16:01:15.729
7 -	27.028	116.1	30.177	91.4	21.814	104.5	29.998	110.0	1:49.017	88.89	1.168	16:03:04.746
8 -	27.051	115.7	30.201	89.9	21.524	101.6	29.794	109.6	1:48.570 (3)	89.26	0.721	16:04:53.316
9 -	26.910	115.7	29.936	92.4	21.346	104.5	29.917	109.8	1:48.109 (2)	89.64	0.260	16:06:41.425
10 -	26.705	117.7	30.086	92.4	21.270	104.8	29.788	109.1	1:47.849 (1)	89.85		16:08:29.274

P9	19 S	Scott OGDEN					Honda - Premium Motorhomes Scott Ogden Racing					
IDEAL LAP TIME : 1:47.844			BEST LAP TIME : 1:48.204			DIFFERENCE : 0.360						
LAP	SECTOR 1	SECTOR 2	SECTOR 3	SECTOR 4	LAP TIME	MPH	DIFF	TIME OF DAY				
1 -		117.9	30.763	92.5	21.657	103.8	29.945	111.2	1:54.755	84.45	6.551	15:52:11.542
2 -	27.145	118.3	30.130	91.9	21.760	103.7	29.772	110.1	1:48.807	89.06	0.603	15:54:00.349
3 -	27.170	116.7	30.300	92.8	21.655	103.0	29.659	109.6	1:48.784	89.08	0.580	15:55:49.133
4 -	27.287	117.5	30.231	93.7	21.757	103.2	29.931	109.6	1:49.206	88.74	1.002	15:57:38.339

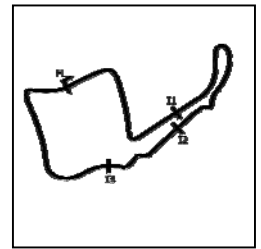
Weather / Track : Cloudy / Dry

Oulton Park International
Circuit Length = 2.6920 miles
Start: 15:50 Flag 16:07 End: 16:09

2019 Bennetts British Superbike Championship - Dickies Round 2

2019 HEL Performance British Motostar Championship

RACE 2 - SECTOR ANALYSIS



SECTOR 1 = FL to I1, SECTOR 2 = I1 to I2 SECTOR 3 = I2 to I3, SECTOR 4 = I3 to FL, DIFF = Difference To Personal Best Lap, P = Crossed Finish Line in Pit Lane, D = Time Disallowed

5 -	26.953	119.1	30.234	93.7	21.761	103.5	29.954	111.2	1:48.902	88.99	0.698	15:59:27.241	
6 -	27.248	116.7	29.923	93.7	21.714	103.4	29.745	110.1	1:48.630	89.21	0.426	16:01:15.871	
7 -	27.135	116.7	30.017	91.3	21.581	102.6	29.879	108.9	1:48.612	89.22	0.408	16:03:04.483	
8 -	26.804	116.1	30.033	92.5	21.654	103.5	29.943	109.4	1:48.434	(3)	89.37	0.230	16:04:52.917
9 -	26.902	116.5	29.983	92.6	21.462	103.8	29.857	110.0	1:48.204	(1)	89.56		16:06:41.121
10 -	26.800	116.1	29.946	92.3	21.462	103.4	30.100	110.0	1:48.308	(2)	89.47	0.104	16:08:29.429

P10 71 S Charlie FARRER

Honda - Banks Racing/MotoEngineering

IDEAL LAP TIME : 1:48.849 BEST LAP TIME : 1:49.098 DIFFERENCE : 0.249

LAP	SECTOR 1	SECTOR 2	SECTOR 3	SECTOR 4	LAP TIME	MPH	DIFF	TIME OF DAY					
1 -		117.1	30.632	92.1	21.629	104.0	29.997	109.8	1:55.748	83.72	6.650	15:52:12.535	
2 -	27.408	115.3	30.332	91.6	21.498	103.4	29.860	109.1	1:49.098	(1)	88.83	15:54:01.633	
3 -	27.310	114.7	30.379	91.1	21.640	103.0	30.044	108.7	1:49.373	(3)	88.60	0.275	15:55:51.006
4 -	27.216	116.9	30.552	92.4	21.441	102.7	30.029	109.1	1:49.238	(2)	88.71	0.140	15:57:40.244
5 -	27.297	117.1	30.494	91.8	21.615	102.9	30.159	108.0	1:49.565		88.45	0.467	15:59:29.809
6 -	27.330	115.7	30.494	92.1	21.542	102.2	30.128	109.1	1:49.494		88.50	0.396	16:01:19.303
7 -	27.306	115.3	30.652	91.4	21.568	102.4	30.170	109.1	1:49.696		88.34	0.598	16:03:08.999
8 -	27.456	115.1	30.482	90.9	21.581	102.2	30.166	109.1	1:49.685		88.35	0.587	16:04:58.684
9 -	27.260	116.5	30.513	91.1	21.761	101.9	30.171	109.6	1:49.705		88.33	0.607	16:06:48.389
10 -	27.353	116.3	30.393	90.9	21.547	102.6	30.283	108.0	1:49.576		88.44	0.478	16:08:37.965

P11 69 S Rhys IRWIN

Honda - Ready 4 Racing

IDEAL LAP TIME : 1:49.755 BEST LAP TIME : 1:50.112 DIFFERENCE : 0.357

LAP	SECTOR 1	SECTOR 2	SECTOR 3	SECTOR 4	LAP TIME	MPH	DIFF	TIME OF DAY					
1 -		114.7	30.645	90.6	21.923	101.3	30.715	107.3	1:56.476	83.20	6.364	15:52:13.263	
2 -	27.491	114.9	30.231	90.4	21.989	101.0	30.401	107.2	1:50.112	(1)	88.01	15:54:03.375	
3 -	27.551	113.3	30.418	90.4	22.039	100.3	30.631	107.2	1:50.639		87.59	0.527	15:55:54.014
4 -	27.371	112.9	30.503	89.5	22.076	99.7	30.378	106.0	1:50.328	(3)	87.84	0.216	15:57:44.342
5 -	27.340	114.1	30.389	89.4	22.062	100.3	30.447	105.6	1:50.238	(2)	87.91	0.126	15:59:34.580
6 -	27.223	113.7	30.421	89.8	22.380	100.0	30.584	106.6	1:50.608		87.61	0.496	16:01:25.188
7 -	27.411	113.1	30.831	89.3	22.018	99.1	30.762	106.1	1:51.022		87.29	0.910	16:03:16.210
8 -	27.616	111.4	31.025	88.4	22.123	99.5	30.734	106.8	1:51.498		86.91	1.386	16:05:07.708
9 -	27.627	112.9	31.009	88.0	22.108	99.8	30.659	106.8	1:51.403		86.99	1.291	16:06:59.111
10 -	27.278	114.1	30.928	89.1	21.943	99.7	30.931	106.0	1:51.080		87.24	0.968	16:08:50.191

P12 88 Harry LEIGH

KTM - SymCirrus Motorsport

IDEAL LAP TIME : 1:49.764 BEST LAP TIME : 1:50.207 DIFFERENCE : 0.443

LAP	SECTOR 1	SECTOR 2	SECTOR 3	SECTOR 4	LAP TIME	MPH	DIFF	TIME OF DAY					
1 -		121.7	32.055	95.7	21.820	108.9	30.689	113.9	1:59.501	81.09	9.294	15:52:16.288	
2 -	28.213	121.5	31.011	95.3	21.754	108.4	30.373	114.1	1:51.351		87.03	1.144	15:54:07.639
3 -	27.856	119.6	30.881	95.7	21.720	107.8	30.340	113.9	1:50.797		87.46	0.590	15:55:58.436
4 -	27.817	121.3	31.036	96.2	21.747	108.0	30.284	113.5	1:50.884		87.40	0.677	15:57:49.320
5 -	27.666	122.2	30.879	95.7	21.661	107.8	30.373	112.9	1:50.579		87.64	0.372	15:59:39.899
6 -	27.505	121.7	30.760	96.0	21.683	108.7	30.326	114.1	1:50.274	(3)	87.88	0.067	16:01:30.173
7 -	27.628	121.5	30.849	95.8	21.525	108.5	30.272	113.5	1:50.274	(3)	87.88	0.067	16:03:20.447
8 -	27.584	121.5	30.637	95.7	22.190	106.6	30.374	113.7	1:50.785		87.47	0.578	16:05:11.232
9 -	27.423	122.2	30.722	95.5	21.688	107.3	30.383	113.9	1:50.216	(2)	87.93	0.009	16:07:01.448
10 -	27.389	122.2	30.578	95.5	21.754	107.0	30.486	113.5	1:50.207	(1)	87.93		16:08:51.655

P13 48 Sharni PINFOLD

KTM - City Lifting/RS Racing

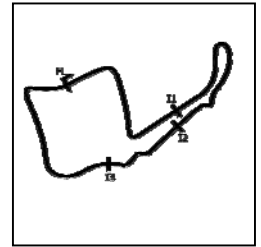
IDEAL LAP TIME : 1:49.825 BEST LAP TIME : 1:49.986 DIFFERENCE : 0.161

LAP	SECTOR 1	SECTOR 2	SECTOR 3	SECTOR 4	LAP TIME	MPH	DIFF	TIME OF DAY					
1 -		122.0	31.432	95.4	22.211	107.7	30.481	114.3	1:57.311	82.61	7.325	15:52:14.098	
2 -	28.277	120.0	31.344	93.5	22.146	107.2	30.181	114.5	1:51.948		86.56	1.962	15:54:06.046
3 -	27.748	119.1	30.975	95.3	22.264	107.3	30.132	113.9	1:51.119		87.21	1.133	15:55:57.165
4 -	27.345	120.9	30.800	95.3	22.134	108.0	30.233	113.9	1:50.512		87.69	0.526	15:57:47.677
5 -	27.503	121.5	30.775	95.4	22.091	107.7	30.404	113.1	1:50.773		87.48	0.787	15:59:38.450
6 -	27.594	120.6	30.733	95.3	22.026	107.3	30.097	113.7	1:50.450	(3)	87.74	0.464	16:01:28.900
7 -	27.462	120.6	31.081	94.2	22.259	107.0	30.057	114.3	1:50.859		87.42	0.873	16:03:19.759
8 -	27.368	121.3	31.320	92.8	23.071	106.3	30.333	114.1	1:52.092		86.45	2.106	16:05:11.851

Weather / Track : Cloudy / Dry

Oulton Park International
Circuit Length = 2.6920 miles
Start: 15:50 Flag 16:07 End: 16:09

RACE 2 - SECTOR ANALYSIS



SECTOR 1 = FL to I1, SECTOR 2 = I1 to I2 SECTOR 3 = I2 to I3, SECTOR 4 = I3 to FL, DIFF = Difference To Personal Best Lap, P = Crossed Finish Line in Pit Lane, D = Time Disallowed

9 -	27.266	122.6	30.809	96.4	21.876	107.8	30.035	115.9	1:49.986 (1)	88.11		16:07:01.837
10 -	27.324	121.7	30.872	95.5	21.791	108.2	30.180	115.7	1:50.167 (2)	87.96	0.181	16:08:52.004

P14 54		Sam BURMAN				KTM - TeamWNT Burman Racing										
IDEAL LAP TIME : 1:48.762		BEST LAP TIME : 1:49.313				DIFFERENCE : 0.551										
LAP	SECTOR 1	SECTOR 2	SECTOR 3	SECTOR 4	LAP TIME	MPH	DIFF	TIME OF DAY								
1 -		122.0	31.049	97.2	22.111	110.1	30.571	114.9	1:57.572	82.42	8.259	15:52:14.359				
2 -	27.673	121.3	30.707	96.0	21.853	108.9	30.398	114.3	1:50.631	87.60	1.318	15:54:04.990				
3 -	27.440	119.6	30.604	96.8	21.929	109.4	30.318	114.9	1:50.291	87.87	0.978	15:55:55.281				
4 -	27.372	120.6	30.593	97.6	21.760	109.4	30.221	114.7	1:49.946 (3)	88.14	0.633	15:57:45.227				
5 -	27.107	122.9	30.123	96.6	21.887	109.2	30.464	114.1	1:49.581 (2)	88.43	0.268	15:59:34.808				
6 -	27.288	121.1	30.340	96.9	29.119	107.8	30.545	115.1	1:57.292	82.62	7.979	16:01:32.100				
7 -	27.288	121.7	30.493	97.3	21.585	110.3	29.947	114.3	1:49.313 (1)	88.65		16:03:21.413				
8 -	27.157	122.9	30.646	97.6	22.509	108.4	30.228	116.1	1:50.540	87.67	1.227	16:05:11.953				
9 -	27.298	123.8	30.853	98.2	21.941	109.4	30.019	117.1	1:50.111	88.01	0.798	16:07:02.064				
10 -	27.293	122.9	30.789	96.4	21.916	110.3	30.278	115.9	1:50.276	87.88	0.963	16:08:52.340				

P15 17 S		Franco BOURNE				Honda - Franco Bourne / SP125										
IDEAL LAP TIME : 1:49.513		BEST LAP TIME : 1:49.681				DIFFERENCE : 0.168										
LAP	SECTOR 1	SECTOR 2	SECTOR 3	SECTOR 4	LAP TIME	MPH	DIFF	TIME OF DAY								
1 -		114.9	32.457	89.5	21.881	102.6	30.697	107.7	2:00.824	80.21	11.143	15:52:17.611				
2 -	27.768	113.7	30.744	90.8	21.967	100.9	30.537	106.1	1:51.016	87.29	1.335	15:54:08.627				
3 -	27.633	112.4	30.907	90.6	22.013	101.8	30.467	106.8	1:51.020	87.29	1.339	15:55:59.647				
4 -	27.408	114.7	30.801	91.5	21.835	101.8	30.285	107.7	1:50.329 (2)	87.84	0.648	15:57:49.976				
5 -	27.439	116.7	30.904	91.6	21.804	102.1	30.321	105.8	1:50.468	87.72	0.787	15:59:40.444				
6 -	27.572	115.5	30.735	89.4	21.752	101.8	30.299	108.2	1:50.358 (3)	87.81	0.677	16:01:30.802				
7 -	27.451	115.5	30.945	91.0	21.713	102.2	30.627	104.8	1:50.736	87.51	1.055	16:03:21.538				
8 -	27.644	113.9	30.651	89.1	22.453	101.5	30.524	107.5	1:51.272	87.09	1.591	16:05:12.810				
9 -	27.280	114.9	31.060	88.8	21.775	101.3	30.269	106.5	1:50.384	87.79	0.703	16:07:03.194				
10 -	27.448	113.7	30.602	87.6	21.712	101.3	29.919	107.3	1:49.681 (1)	88.35		16:08:52.875				

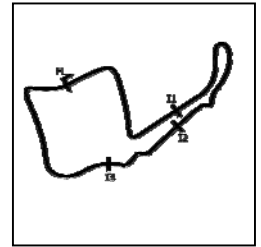
P16 16 S		Harvey CLARIDGE				Honda - Nova Racing										
IDEAL LAP TIME : 1:49.469		BEST LAP TIME : 1:49.996				DIFFERENCE : 0.527										
LAP	SECTOR 1	SECTOR 2	SECTOR 3	SECTOR 4	LAP TIME	MPH	DIFF	TIME OF DAY								
1 -		113.9	31.845	91.5	22.016	102.2	30.747	109.1	2:00.105	80.69	10.109	15:52:16.892				
2 -	28.061	114.5	30.807	90.9	21.943	101.6	30.296	107.8	1:51.107	87.22	1.111	15:54:07.999				
3 -	27.885	113.7	31.017	91.0	21.979	101.8	30.436	107.7	1:51.317	87.06	1.321	15:55:59.316				
4 -	27.403	115.3	30.967	91.4	21.668	102.9	30.389	108.0	1:50.427	87.76	0.431	15:57:49.743				
5 -	27.591	116.1	30.808	91.4	21.826	101.8	30.560	109.1	1:50.785	87.47	0.789	15:59:40.528				
6 -	27.316	115.9	30.594	91.8	21.819	101.6	30.267	108.4	1:49.996 (1)	88.10		16:01:30.524				
7 -	27.658	115.1	30.817	90.9	21.729	101.9	30.241	107.8	1:50.445	87.74	0.449	16:03:20.969				
8 -	27.519	115.3	30.575	91.0	23.144	101.6	30.250	108.5	1:51.488	86.92	1.492	16:05:12.457				
9 -	27.247	117.3	31.020	91.1	21.769	101.9	30.281	109.2	1:50.317 (3)	87.84	0.321	16:07:02.774				
10 -	26.985	117.3	30.816	91.5	21.969	102.4	30.389	109.2	1:50.159 (2)	87.97	0.163	16:08:52.933				

P17 35 S		Jeremy KNIGHT				Honda - Jeremy Knight Racing / SP125										
IDEAL LAP TIME : 1:50.784		BEST LAP TIME : 1:51.072				DIFFERENCE : 0.288										
LAP	SECTOR 1	SECTOR 2	SECTOR 3	SECTOR 4	LAP TIME	MPH	DIFF	TIME OF DAY								
1 -		112.9	31.528	89.1	22.175	99.7	31.095	105.0	1:59.075	81.38	8.003	15:52:15.862				
2 -	30.591	114.3	31.958	89.3	22.450	100.4	30.615	106.8	1:55.614	83.82	4.542	15:54:11.476				
3 -	28.026	111.1	31.035	89.2	22.221	100.6	30.859	106.8	1:52.141	86.42	1.069	15:56:03.617				
4 -	27.775	111.6	31.555	89.1	21.851	100.3	30.838	105.6	1:52.019	86.51	0.947	15:57:55.636				
5 -	27.821	112.7	30.837	86.9	22.198	99.2	30.585	105.1	1:51.441 (3)	86.96	0.369	15:59:47.077				
6 -	27.591	111.8	30.853	88.1	21.771	99.8	30.857	105.1	1:51.072 (1)	87.25		16:01:38.149				
7 -	27.604	111.8	31.153	86.2	21.929	99.2	30.811	105.5	1:51.497	86.91	0.425	16:03:29.646				
8 -	27.617	111.6	30.976	88.3	21.771	99.1	30.776	105.8	1:51.140 (2)	87.19	0.068	16:05:20.786				
9 -	28.528	111.2	30.977	88.1	22.048	98.2	30.991	106.1	1:52.544	86.11	1.472	16:07:13.330				
10 -	27.951	112.0	31.204	87.1	21.824	98.9	30.982	105.3	1:51.961	86.55	0.889	16:09:05.291				

2019 Bennetts British Superbike Championship - Dickies Round 2

2019 HEL Performance British Motostar Championship

RACE 2 - SECTOR ANALYSIS



SECTOR 1 = FL to I1, SECTOR 2 = I1 to I2 SECTOR 3 = I2 to I3, SECTOR 4 = I3 to FL, DIFF = Difference To Personal Best Lap, P = Crossed Finish Line in Pit Lane, D = Time Disallowed

P18 66 S		Annabel THOMAS				Honda - Four Anjels Racing						
IDEAL LAP TIME : 1:51.256		BEST LAP TIME : 1:51.698				DIFFERENCE : 0.442						
LAP	SECTOR 1	SECTOR 2		SECTOR 3		SECTOR 4		LAP TIME	MPH	DIFF	TIME OF DAY	
1 -		112.9	33.029	88.3	22.599	101.5	30.894	107.3	2:02.089	79.37	10.391	15:52:18.876
2 -	28.352	113.5	31.680	89.2	22.366	101.5	30.701	107.2	1:53.099	85.68	1.401	15:54:11.975
3 -	27.756	114.7	31.435	87.8	22.138	101.6	30.551	107.0	1:51.880 (2)	86.62	0.182	15:56:03.855
4 -	27.546	115.7	31.888	89.0	21.948	100.6	30.699	106.5	1:52.081 (3)	86.46	0.383	15:57:55.936
5 -	27.852	116.3	31.664	86.3	22.219	101.2	30.817	105.8	1:52.552	86.10	0.854	15:59:48.488
6 -	27.511	115.7	31.543	88.1	22.635	101.5	31.004	104.2	1:52.693	85.99	0.995	16:01:41.181
7 -	27.619	113.9	31.246	89.3	22.148	99.4	30.685	107.5	1:51.698 (1)	86.76		16:03:32.879
8 -	28.258	112.2	31.623	87.7	22.257	101.5	30.662	107.2	1:52.800	85.91	1.102	16:05:25.679
9 -	27.765	114.5	31.736	87.8	22.197	101.3	30.553	107.2	1:52.251	86.33	0.553	16:07:17.930
10 -	27.824	114.7	32.207	86.8	22.337	100.3	30.922	106.3	1:53.290	85.54	1.592	16:09:11.220

P19 39		Connor SELLORS				Mahindra - Connor Sellors Racing						
IDEAL LAP TIME : 1:51.156		BEST LAP TIME : 1:51.406				DIFFERENCE : 0.250						
LAP	SECTOR 1	SECTOR 2		SECTOR 3		SECTOR 4		LAP TIME	MPH	DIFF	TIME OF DAY	
1 -		119.6	31.675	94.7	22.109	107.2	31.144	112.5	1:59.770	80.91	8.364	15:52:16.557
2 -	29.297	117.5	32.224	93.8	22.357	107.5	30.750	110.9	1:54.628	84.54	3.222	15:54:11.185
3 -	28.293	118.9	31.938	91.6	22.322	107.5	30.524	112.7	1:53.077	85.70	1.671	15:56:04.262
4 -	28.236	119.8	31.511	93.5	22.025	107.0	30.684	112.7	1:52.456	86.17	1.050	15:57:56.718
5 -	27.757	119.6	31.336	91.8	22.209	105.3	30.703	111.8	1:52.005 (2)	86.52	0.599	15:59:48.723
6 -	27.942	120.0	31.102	92.1	21.927	105.5	30.435	110.9	1:51.406 (1)	86.99		16:01:40.129
7 -	27.965	117.1	31.484	91.8	21.999	106.0	30.953	111.4	1:52.401 (3)	86.22	0.995	16:03:32.530
8 -	28.301	117.7	31.486	91.8	21.862	105.3	30.763	111.8	1:52.412	86.21	1.006	16:05:24.942
9 -	28.198	117.9	31.382	92.0	22.155	104.8	30.687	112.5	1:52.422	86.20	1.016	16:07:17.364
10 -	27.977	119.1	32.732	87.1	22.520	106.3	30.981	109.4	1:54.210	84.85	2.804	16:09:11.574

P20 37 S		Corey TINKER				Honda - Microlise Cresswell Racing						
IDEAL LAP TIME : 1:51.535		BEST LAP TIME : 1:51.689				DIFFERENCE : 0.154						
LAP	SECTOR 1	SECTOR 2		SECTOR 3		SECTOR 4		LAP TIME	MPH	DIFF	TIME OF DAY	
1 -		116.3	32.947	93.3	22.420	104.5	30.654	112.0	2:01.575	79.71	9.886	15:52:18.362
2 -	28.459	118.7	32.149	93.8	22.427	104.6	30.935	111.4	1:53.970	85.03	2.281	15:54:12.332
3 -	28.434	115.9	31.942	93.4	22.765	103.7	30.804	111.2	1:53.945	85.05	2.256	15:56:06.277
4 -	27.934	117.9	32.126	93.8	22.339	104.3	30.974	109.6	1:53.373	85.48	1.684	15:57:59.650
5 -	28.164	117.7	31.816	93.3	22.277	104.3	30.813	110.9	1:53.070	85.71	1.381	15:59:52.720
6 -	28.151	117.5	31.610	92.6	22.279	100.3	31.037	112.7	1:53.077	85.70	1.388	16:01:45.797
7 -	28.167	116.3	32.019	93.4	21.997	105.8	30.802	110.9	1:52.985	85.77	1.296	16:03:38.782
8 -	27.641	116.9	31.317	93.4	22.151	104.0	30.580	111.6	1:51.689 (1)	86.77		16:05:30.471
9 -	27.902	117.1	31.534	92.9	22.206	104.6	30.710	111.1	1:52.352 (2)	86.25	0.663	16:07:22.823
10 -	27.909	118.1	31.449	92.9	22.245	103.8	30.875	110.3	1:52.478 (3)	86.16	0.789	16:09:15.301

P21 57 S		Josh HIATT				Honda - Sorrymate.com						
IDEAL LAP TIME : 1:51.708		BEST LAP TIME : 1:52.517				DIFFERENCE : 0.809						
LAP	SECTOR 1	SECTOR 2		SECTOR 3		SECTOR 4		LAP TIME	MPH	DIFF	TIME OF DAY	
1 -		112.9	31.720	90.9	22.312	102.4	31.156	108.5	2:00.440	80.46	7.923	15:52:17.227
2 -	28.745	113.7	31.330	89.5	22.215	100.3	30.945	106.5	1:53.235	85.58	0.718	15:54:10.462
3 -	28.293	111.6	31.304	89.2	25.658	101.9	31.053	108.0	1:56.308	83.32	3.791	15:56:06.770
4 -	27.844	114.3	32.401	90.5	22.265	101.0	30.778	107.3	1:53.288	85.54	0.771	15:58:00.058
5 -	28.287	114.3	31.659	90.4	22.272	101.8	30.873	107.3	1:53.091	85.69	0.574	15:59:53.149
6 -	27.987	114.9	31.057	89.1	22.472	99.5	31.032	107.3	1:52.548 (2)	86.10	0.031	16:01:45.697
7 -	28.375	112.2	31.505	89.9	22.181	100.0	30.978	107.5	1:53.039	85.73	0.522	16:03:38.736
8 -	28.247	112.5	31.331	89.9	22.313	100.3	30.626	108.0	1:52.517 (1)	86.13		16:05:31.253
9 -	27.922	113.7	31.699	87.7	22.477	99.5	30.918	107.5	1:53.016	85.75	0.499	16:07:24.269
10 -	28.016	113.7	31.247	89.1	22.479	99.7	31.086	107.3	1:52.828 (3)	85.89	0.311	16:09:17.097

P22 18 S		Jodie FIELDHOUSE				Honda - Go Pink Racing					
IDEAL LAP TIME : 1:52.563		BEST LAP TIME : 1:52.563				DIFFERENCE : 0.000					
LAP	SECTOR 1	SECTOR 2		SECTOR 3		SECTOR 4		LAP TIME	MPH	DIFF	TIME OF DAY

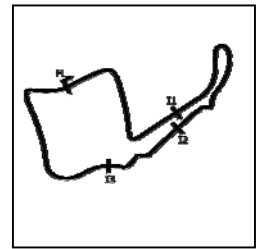
Weather / Track : Cloudy / Dry

Oulton Park International
Circuit Length = 2.6920 miles
Start: 15:50 Flag 16:07 End: 16:09

2019 Bennetts British Superbike Championship - Dickies Round 2

2019 HEL Performance British Motostar Championship

RACE 2 - SECTOR ANALYSIS



SECTOR 1 = FL to I1, SECTOR 2 = I1 to I2 SECTOR 3 = I2 to I3, SECTOR 4 = I3 to FL, DIFF = Difference To Personal Best Lap, P = Crossed Finish Line in Pit Lane, D = Time Disallowed

Lap	1	2	3	4	5	6	7	8	9	10		
1 -		116.1	33.426	91.1	22.812	103.4	31.840	108.4	2:04.270	77.98	11.707	15:52:21.057
2 -	29.292	114.5	32.207	90.1	22.536	102.2	31.432	108.5	1:55.467	83.93	2.904	15:54:16.524
3 -	28.883	113.9	31.870	89.1	22.397	102.6	31.281	108.5	1:54.431	84.69	1.868	15:56:10.955
4 -	28.706	115.3	32.060	90.6	22.167	102.1	31.161	108.4	1:54.094	84.94	1.531	15:58:05.049
5 -	28.583	115.3	31.994	88.6	22.282	102.6	31.232	107.5	1:54.091	84.94	1.528	15:59:59.140
6 -	28.589	115.1	31.689	89.9	22.216	101.8	31.277	108.2	1:53.771	85.18	1.208	16:01:52.911
7 -	28.973	113.5	31.778	89.9	22.043	101.9	31.223	108.4	1:54.017	84.99	1.454	16:03:46.928
8 -	28.476	115.1	31.477	90.3	22.139	101.6	31.226	108.9	1:53.318 (2)	85.52	0.755	16:05:40.246
9 -	28.369	114.5	31.732	89.7	22.058	101.9	31.178	109.6	1:53.337 (3)	85.50	0.774	16:07:33.583
10 -	28.254	114.9	31.377	90.4	21.957	101.9	30.975	109.4	1:52.563 (1)	86.09		16:09:26.146

P23 41 S Kyal TINKER

Honda - Microlise Cresswell Racing

IDEAL LAP TIME : 1:54.147

BEST LAP TIME : 1:54.932

DIFFERENCE : 0.785

LAP	SECTOR 1	SECTOR 2	SECTOR 3	SECTOR 4	LAP TIME	MPH	DIFF	TIME OF DAY				
1 -		112.9	33.603	92.1	22.993	102.2	31.716	108.0	2:04.806	77.65	9.874	15:52:21.593
2 -	29.242	113.7	32.159	91.5	23.071	99.7	31.686	108.2	1:56.158	83.43	1.226	15:54:17.751
3 -	28.867	112.2	31.907	89.0	23.002	100.4	31.418	107.3	1:55.194	84.13	0.262	15:56:12.945
4 -	28.823	113.3	32.231	90.1	23.059	99.5	31.538	106.5	1:55.651	83.79	0.719	15:58:08.596
5 -	29.024	112.7	32.310	89.2	22.960	99.2	31.614	106.6	1:55.908	83.61	0.976	16:00:04.504
6 -	28.968	112.5	32.806	90.1	23.030	100.6	31.316	108.9	1:56.120	83.45	1.188	16:02:00.624
7 -	28.309	114.3	32.442	88.4	22.733	99.2	31.544	107.2	1:55.028 (3)	84.25	0.096	16:03:55.652
8 -	28.846	113.1	32.018	90.0	22.718	99.5	31.350	108.2	1:54.932 (1)	84.32		16:05:50.584
9 -	28.887	112.2	32.031	89.1	22.674	99.8	31.856	107.7	1:55.448	83.94	0.516	16:07:46.032
10 -	28.718	113.1	32.225	88.3	22.615	99.8	31.415	107.3	1:54.973 (2)	84.29	0.041	16:09:41.005

P24 56 Bradley WILSON

Honda - B.Wilson Racing

IDEAL LAP TIME : 1:54.200

BEST LAP TIME : 1:54.979

DIFFERENCE : 0.779

LAP	SECTOR 1	SECTOR 2	SECTOR 3	SECTOR 4	LAP TIME	MPH	DIFF	TIME OF DAY				
1 -		114.9	33.615	92.6	22.744	104.6	32.580	109.2	2:05.326	77.32	10.347	15:52:22.113
2 -	28.810	113.3	33.423	90.4	22.608	102.7	31.292	109.1	1:56.133	83.45	1.154	15:54:18.246
3 -	28.597	115.9	32.887	89.5	22.712	103.4	31.713	108.4	1:55.909	83.61	0.930	15:56:14.155
4 -	28.422	116.9	32.904	90.4	22.853	102.9	31.192	109.4	1:55.371	84.00	0.392	15:58:09.526
5 -	28.380	117.5	32.529	90.8	22.865	102.7	31.479	109.2	1:55.253 (3)	84.08	0.274	16:00:04.779
6 -	28.737	115.7	32.640	89.9	22.783	101.8	31.301	109.1	1:55.461	83.93	0.482	16:02:00.240
7 -	28.680	112.9	33.505	90.1	22.675	102.6	31.212	110.1	1:56.072	83.49	1.093	16:03:56.312
8 -	28.266	114.1	32.915	90.6	22.713	102.2	31.088	110.9	1:54.982 (2)	84.28	0.003	16:05:51.294
9 -	28.447	115.9	32.633	90.1	22.328	102.7	31.571	109.4	1:54.979 (1)	84.28		16:07:46.273
10 -	28.531	115.9	32.518	89.8	22.635	100.7	31.606	109.8	1:55.290	84.06	0.311	16:09:41.563

P25 27 S Calum BEACH

Honda - Calum Beach Racing / SP125 Racing

IDEAL LAP TIME : 1:54.401

BEST LAP TIME : 1:54.770

DIFFERENCE : 0.369

LAP	SECTOR 1	SECTOR 2	SECTOR 3	SECTOR 4	LAP TIME	MPH	DIFF	TIME OF DAY				
1 -		112.9	33.275	90.5	23.038	100.7	32.494	107.0	2:04.736	77.69	9.966	15:52:21.523
2 -	29.005	113.7	32.398	90.6	22.815	99.4	31.958	106.0	1:56.176	83.41	1.406	15:54:17.699
3 -	28.996	112.7	32.424	89.1	23.101	100.1	31.775	105.8	1:56.296	83.33	1.526	15:56:13.995
4 -	29.009	113.1	32.701	89.5	23.119	100.1	31.811	105.1	1:56.640	83.08	1.870	15:58:10.635
5 -	28.747	114.1	32.218	88.6	22.810	100.0	31.645	106.1	1:55.420	83.96	0.650	16:00:06.055
6 -	28.479	113.1	32.092	90.3	22.876	99.2	31.698	107.0	1:55.145	84.16	0.375	16:02:01.200
7 -	28.213	113.9	33.232	89.0	22.870	100.9	31.723	107.3	1:56.038	83.51	1.268	16:03:57.238
8 -	28.260	113.3	32.375	90.1	22.583	101.0	31.552	107.5	1:54.770 (1)	84.44		16:05:52.008
9 -	28.200	112.9	32.353	89.9	22.659	101.0	31.666	107.5	1:54.878 (2)	84.36	0.108	16:07:46.886
10 -	28.201	114.3	32.452	89.5	22.557	100.0	31.679	108.4	1:54.889 (3)	84.35	0.119	16:09:41.775

P26 77 S Jamie LYONS

Honda - C&M Motors Ltd Racing

IDEAL LAP TIME : 1:51.478

BEST LAP TIME : 1:51.675

DIFFERENCE : 0.197

LAP	SECTOR 1	SECTOR 2	SECTOR 3	SECTOR 4	LAP TIME	MPH	DIFF	TIME OF DAY				
1 -		114.7	32.336	91.3	22.277	101.3	31.188	108.7	2:01.191	79.96	9.516	15:52:17.978
2 -	28.268	113.1	31.478	91.3	22.202	101.0	30.949	106.8	1:52.897	85.84	1.222	15:54:10.875
3 -	28.153	112.5	31.344	89.8	22.237	100.3	30.668	107.5	1:52.402 (3)	86.22	0.727	15:56:03.277
4 -	28.009	113.1	31.219	90.8	22.160	99.8	30.911	106.0	1:52.299 (2)	86.29	0.624	15:57:55.576

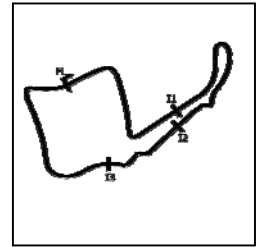
Weather / Track : Cloudy / Dry

Oulton Park International

Circuit Length = 2.6920 miles

Start: 15:50 Flag 16:07 End: 16:09

RACE 2 - SECTOR ANALYSIS



SECTOR 1 = FL to I1, SECTOR 2 = I1 to I2 SECTOR 3 = I2 to I3, SECTOR 4 = I3 to FL, DIFF = Difference To Personal Best Lap, P = Crossed Finish Line in Pit Lane, D = Time Disallowed
 5 - 28.017 **114.9** 30.986 90.4 **22.023 102.1 30.649** 107.3 **1:51.675 (1) 86.78** **15:59:47.251**

P27 1		Victor RODRIGUEZ		DR Moto - GA Competition								
IDEAL LAP TIME : 1:46.035		BEST LAP TIME : 1:46.124		DIFFERENCE : 0.089								
LAP	SECTOR 1	SECTOR 2		SECTOR 3		SECTOR 4	LAP TIME	MPH	DIFF	TIME OF DAY		
1 -	123.5	30.157	97.3	21.266	111.4	29.300	116.5	1:52.563	86.09	6.439	15:52:09.350	
2 -	26.536	123.3	29.624	97.9	21.039	109.4	29.152	116.1	1:46.351 (2)	91.12	0.227	15:53:55.701
3 -	26.390	121.5	29.713	98.1	20.960	110.1	29.061	116.1	1:46.124 (1)	91.32		15:55:41.825

MCRCB BULLETIN TK129

2019 Bennetts British Superbike Championship - Dickies Round 2

2019 HEL Performance British Motostar Championship

RACE 2 - BEST SECTORS

SECTOR 1				SECTOR 2				SECTOR 3				SECTOR 4				IDEAL / BEST COMPARISON			
POS	NO	NAME	TIME	NO	NAME	TIME	NO	NAME	TIME	NO	NAME	TIME	POS	NO	NAME	IDEAL	BEST	DIFF	
																PERFECT LAP	1:44.279		
1	96	PAASCH	25.990	64	DURHAM	29.153	45	SWANN	20.512	45	SWANN	28.624	1	45	SWANN	1:44.573	1:44.899	0.326	
2	45	SWANN	26.073	96	PAASCH	29.254	96	PAASCH	20.669	14	NIXON	28.696	2	96	PAASCH	1:44.806	1:44.974	0.168	
3	14	NIXON	26.112	45	SWANN	29.364	64	DURHAM	20.792	64	DURHAM	28.758	3	64	DURHAM	1:44.974	1:45.348	0.374	
4	64	DURHAM	26.271	14	NIXON	29.467	14	NIXON	20.810	96	PAASCH	28.893	4	14	NIXON	1:45.085	1:45.318	0.233	
5	99	DAVIS	26.281	1	RODRIGU	29.624	70	WHATLEY	20.938	1	RODRIGU	29.061	5	1	RODRIGUEZ	1:46.035	1:46.124	0.089	
6	70	WHATLEY	26.293	70	WHATLEY	29.633	1	RODRIGU	20.960	7	BEST	29.424	6	70	WHATLEY	1:46.340	1:46.604	0.264	
7	1	RODRIGU	26.390	7	BEST	29.748	7	BEST	21.191	70	WHATLEY	29.476	7	7	BEST	1:46.802	1:47.104	0.302	
8	7	BEST	26.439	19	OGDEN	29.923	72	HORSMAN	21.270	19	OGDEN	29.659	8	72	HORSMAN	1:47.699	1:47.849	0.150	
9	72	HORSMAN	26.705	72	HORSMAN	29.936	99	DAVIS	21.379	72	HORSMAN	29.788	9	19	OGDEN	1:47.844	1:48.204	0.360	
10	19	OGDEN	26.800	54	BURMAN	30.123	71	FARRER	21.441	71	FARRER	29.860	10	99	DAVIS	1:47.863	1:48.225	0.362	
11	16	CLARIDG	26.985	69	IRWIN	30.231	19	OGDEN	21.462	99	DAVIS	29.898	11	54	BURMAN	1:48.762	1:49.313	0.551	
12	54	BURMAN	27.107	99	DAVIS	30.305	88	LEIGH	21.525	17	BOURNE	29.919	12	71	FARRER	1:48.849	1:49.098	0.249	
13	71	FARRER	27.216	71	FARRER	30.332	54	BURMAN	21.585	54	BURMAN	29.947	13	16	CLARIDGE	1:49.469	1:49.996	0.527	
14	69	IRWIN	27.223	16	CLARIDG	30.575	16	CLARIDG	21.668	48	PINFOLD	30.035	14	17	BOURNE	1:49.513	1:49.681	0.168	
15	48	PINFOLD	27.266	88	LEIGH	30.578	17	BOURNE	21.712	16	CLARIDG	30.241	15	69	IRWIN	1:49.755	1:50.112	0.357	
16	17	BOURNE	27.280	17	BOURNE	30.602	35	KNIGHT	21.771	88	LEIGH	30.272	16	88	LEIGH	1:49.764	1:50.207	0.443	
17	88	LEIGH	27.389	48	PINFOLD	30.733	48	PINFOLD	21.791	69	IRWIN	30.378	17	48	PINFOLD	1:49.825	1:49.986	0.161	
18	66	THOMAS	27.511	77	LYONS	30.813	39	SELLORS	21.862	39	SELLORS	30.435	18	35	KNIGHT	1:50.784	1:51.072	0.288	
19	35	KNIGHT	27.591	35	KNIGHT	30.837	69	IRWIN	21.923	66	THOMAS	30.551	19	39	SELLORS	1:51.156	1:51.406	0.250	
20	37	TINKER	27.641	57	HIATT	31.057	66	THOMAS	21.948	37	TINKER	30.580	20	66	THOMAS	1:51.256	1:51.698	0.442	
21	39	SELLORS	27.757	39	SELLORS	31.102	18	FIELDHO	21.957	35	KNIGHT	30.585	21	77	LYONS	1:51.478	1:51.675	0.197	
22	57	HIATT	27.844	66	THOMAS	31.246	37	TINKER	21.997	57	HIATT	30.626	22	37	TINKER	1:51.535	1:51.689	0.154	
23	77	LYONS	27.993	37	TINKER	31.317	77	LYONS	22.023	77	LYONS	30.649	23	57	HIATT	1:51.708	1:52.517	0.809	
24	27	BEACH	28.200	18	FIELDHO	31.377	57	HIATT	22.181	18	FIELDHO	30.975	24	18	FIELDHOUSE	1:52.563	1:52.563	0.000	
25	18	FIELDHO	28.254	41	TINKER	31.907	56	WILSON	22.328	56	WILSON	31.088	25	41	TINKER	1:54.147	1:54.932	0.785	
26	56	WILSON	28.266	27	BEACH	32.092	27	BEACH	22.557	41	TINKER	31.316	26	56	WILSON	1:54.200	1:54.979	0.779	
27	41	TINKER	28.309	56	WILSON	32.518	41	TINKER	22.615	27	BEACH	31.552	27	27	BEACH	1:54.401	1:54.770	0.369	

Weather / Track : Cloudy / Dry

Results can be found at www.tsl-timing.com

Oulton Park International
 Circuit Length = 2.6920 miles
 Start: 15:50 Flag 16:07 End: 16:09

Printed - 16:15 Sunday, 05 May 2019

MCRCB BULLETIN TK130**2019 Bennetts British Superbike Championship - Dickies Round 2****2019 HEL Performance British Motostar Championship****RACE 2 - BEST SPEEDS**

POS	INTERMEDIATE 1			INTERMEDIATE 2			INTERMEDIATE 3			FINISH LINE		
	NO	NAME	MPH	NO	NAME	MPH	NO	NAME	MPH	NO	NAME	MPH
1	14	NIXON	126.8	14	NIXON	99.5	14	NIXON	112.0	14	NIXON	119.1
2	11	JONES	124.7	70	WHATLEY	98.3	45	SWANN	111.6	45	SWANN	117.3
3	70	WHATLEY	124.5	54	BURMAN	98.2	1	RODRIGUEZ	111.4	54	BURMAN	117.1
4	64	DURHAM	124.0	45	SWANN	98.1	70	WHATLEY	110.7	1	RODRIGUEZ	116.5
5	99	DAVIS	124.0	1	RODRIGUEZ	98.1	54	BURMAN	110.3	96	PAASCH	116.3
6	1	RODRIGUEZ	124.0	64	DURHAM	97.9	96	PAASCH	110.0	64	DURHAM	116.3
7	96	PAASCH	123.8	96	PAASCH	96.5	64	DURHAM	110.0	48	PINFOLD	115.9
8	54	BURMAN	123.8	48	PINFOLD	96.4	88	LEIGH	108.9	70	WHATLEY	115.5
9	45	SWANN	123.5	88	LEIGH	96.2	7	BEST	108.4	7	BEST	115.3
10	48	PINFOLD	122.6	99	DAVIS	96.1	99	DAVIS	108.4	99	DAVIS	114.5
11	88	LEIGH	122.2	7	BEST	95.8	48	PINFOLD	108.2	88	LEIGH	114.1
12	7	BEST	120.4	39	SELLORS	94.7	39	SELLORS	107.5	39	SELLORS	112.7
13	39	SELLORS	120.0	37	TINKER	93.8	37	TINKER	105.8	37	TINKER	112.7
14	19	OGDEN	119.1	19	OGDEN	93.7	72	HORSMAN	104.8	19	OGDEN	111.2
15	37	TINKER	118.7	56	WILSON	92.6	56	WILSON	104.6	56	WILSON	110.9
16	72	HORSMAN	117.7	72	HORSMAN	92.4	71	FARRER	104.0	72	HORSMAN	110.7
17	56	WILSON	117.5	71	FARRER	92.4	19	OGDEN	103.8	71	FARRER	109.8
18	16	CLARIDGE	117.3	41	TINKER	92.1	18	FIELDHOUSE	103.4	18	FIELDHOUSE	109.6
19	71	FARRER	117.1	16	CLARIDGE	91.8	16	CLARIDGE	102.9	16	CLARIDGE	109.2
20	17	BOURNE	116.7	17	BOURNE	91.6	17	BOURNE	102.6	41	TINKER	108.9
21	66	THOMAS	116.3	77	LYONS	91.3	57	HIATT	102.4	77	LYONS	108.7
22	18	FIELDHOUSE	116.1	18	FIELDHOUSE	91.1	41	TINKER	102.2	57	HIATT	108.5
23	69	IRWIN	114.9	57	HIATT	90.9	77	LYONS	102.1	27	BEACH	108.4
24	57	HIATT	114.9	69	IRWIN	90.6	66	THOMAS	101.6	17	BOURNE	108.2
25	77	LYONS	114.9	27	BEACH	90.6	69	IRWIN	101.3	66	THOMAS	107.5
26	35	KNIGHT	114.3	35	KNIGHT	89.3	27	BEACH	101.0	69	IRWIN	107.3
27	41	TINKER	114.3	66	THOMAS	89.3	35	KNIGHT	100.6	35	KNIGHT	106.8
28	27	BEACH	114.3									

Weather / Track : Cloudy / Dry

Results can be found at www.tsl-timing.comOulton Park International
Circuit Length = 2.6920 miles
Start: 15:50 Flag 16:07 End: 16:09

Printed - 16:15 Sunday, 05 May 2019

MCRCB BULLETIN TK131

2019 Bennetts British Superbike Championship - Dickies Round 2

2019 HEL Performance British Motostar Championship

RACE 2 - STATISTICS

Competitors Started 28
Planned Start 2019-05-05 @ 15:50:00.000
Actual Start 2019-05-05 @ 15:50:16.787
Finish Time 2019-05-05 @ 16:07:58.334
Track Length 2.6920mi.
Total Laps 258
Total Distance Covered 694.5433mi.

Session Fastest Lap History

NO	CL	NAME	LAP TIME	TIME OF DAY	LAP	VEHICLE
96		Brandon PAASCH	1:46.243	15:53:54.031	2	KTM
64		Asher DURHAM	1:46.178	15:55:41.326	3	Mahindra
1		Victor RODRIGUEZ	1:46.124	15:55:41.836	3	DR Moto
96		Brandon PAASCH	1:45.844	15:57:26.184	4	KTM
64		Asher DURHAM	1:45.754	15:57:27.079	4	Mahindra
14		Jack NIXON	1:45.553	15:59:13.415	5	KTM
45		Scott SWANN	1:45.442	15:59:13.672	5	IFS KTM
14		Jack NIXON	1:45.371	16:00:58.786	6	KTM
45		Scott SWANN	1:45.333	16:00:59.005	6	IFS KTM
96		Brandon PAASCH	1:45.320	16:02:43.166	7	KTM
14		Jack NIXON	1:45.318	16:02:44.104	7	KTM
96		Brandon PAASCH	1:45.176	16:04:28.342	8	KTM
96		Brandon PAASCH	1:44.974	16:06:13.316	9	KTM
45		Scott SWANN	1:44.899	16:08:00.376	10	IFS KTM

Session Leader History

NO	CL	NAME	FROM LAP	LAPS LED	DISTANCE	VEHICLE
96		Brandon PAASCH	1	10	24.22 miles	KTM

Flag History

TYPE	TIME OF DAY
GREEN	15:50:16.787
FINISH	16:07:58.334

Flag Statistics

TYPE	COUNT	TOTAL LAPS	TOTAL TIME
Green	1	10	19:36.501
Red	0	0	0.000
Safety Car	0	0	0.000
FCY	0	0	0.000

Weather / Track : Cloudy / Dry

These results are provisional until the conclusion of any judicial and technical matters.

Oulton Park International
Circuit Length = 2.6920 miles
Start: 15:50 Flag 16:07 End: 16:09

Race Director :	Stewards :	Timekeeper :
-----------------	------------	--------------

MCRCB BULLETIN TK131

2019 Bennetts British Superbike Championship - Dickies Round 2

2019 HEL Performance British Motostar Championship

RACE 2 - STATISTICS

CLASS :

14 Starters

Fastest Lap History

NO	NAME	LAP TIME	TIME OF DAY	LAP	VEHICLE
96	Brandon PAASCH	1:46.243	15:53:54.031	2	KTM
64	Asher DURHAM	1:46.178	15:55:41.326	3	Mahindra
1	Victor RODRIGUEZ	1:46.124	15:55:41.836	3	DR Moto
96	Brandon PAASCH	1:45.844	15:57:26.184	4	KTM
64	Asher DURHAM	1:45.754	15:57:27.079	4	Mahindra
14	Jack NIXON	1:45.553	15:59:13.415	5	KTM
45	Scott SWANN	1:45.442	15:59:13.672	5	IFS KTM
14	Jack NIXON	1:45.371	16:00:58.786	6	KTM
45	Scott SWANN	1:45.333	16:00:59.005	6	IFS KTM
96	Brandon PAASCH	1:45.320	16:02:43.166	7	KTM
14	Jack NIXON	1:45.318	16:02:44.104	7	KTM
96	Brandon PAASCH	1:45.176	16:04:28.342	8	KTM
96	Brandon PAASCH	1:44.974	16:06:13.316	9	KTM
45	Scott SWANN	1:44.899	16:08:00.376	10	IFS KTM

Leader History

NO	NAME	FROM LAP	LAPS LED	DISTANCE	VEHICLE
96	Brandon PAASCH	1	10	24.22 miles	KTM

Weather / Track : Cloudy / Dry

These results are provisional until the conclusion of any judicial and technical matters.

Oulton Park International
Circuit Length = 2.6920 miles
Start: 15:50 Flag 16:07 End: 16:09

Race Director :	Stewards :	Timekeeper :
-----------------	------------	--------------

MCRCB BULLETIN TK131

2019 Bennetts British Superbike Championship - Dickies Round 2

2019 HEL Performance British Motostar Championship

RACE 2 - STATISTICS

CLASS : S

14 Starters

Fastest Lap History

NO	NAME	LAP TIME	TIME OF DAY	LAP	VEHICLE
72	Cameron HORSMAN	1:48.748	15:54:00.223	2	Honda
72	Cameron HORSMAN	1:48.575	16:01:15.753	6	Honda
19	Scott OGDEN	1:48.434	16:04:52.941	8	Honda
19	Scott OGDEN	1:48.204	16:06:41.145	9	Honda
72	Cameron HORSMAN	1:48.109	16:06:41.449	9	Honda
72	Cameron HORSMAN	1:47.849	16:08:29.274	10	Honda

Leader History

NO	NAME	FROM LAP	LAPS LED	DISTANCE	VEHICLE
72	Cameron HORSMAN	1	6	13.46 miles	Honda
19	Scott OGDEN	7	3	8.07 miles	Honda
72	Cameron HORSMAN	10	1	2.69 miles	Honda

Weather / Track : Cloudy / Dry

These results are provisional until the conclusion of any judicial and technical matters.

Oulton Park International
Circuit Length = 2.6920 miles
Start: 15:50 Flag 16:07 End: 16:09

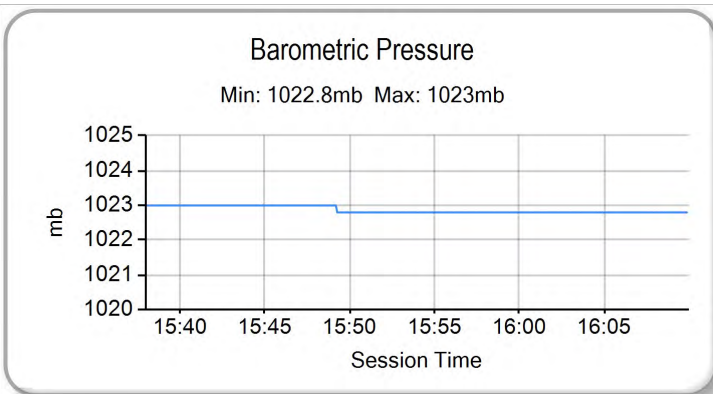
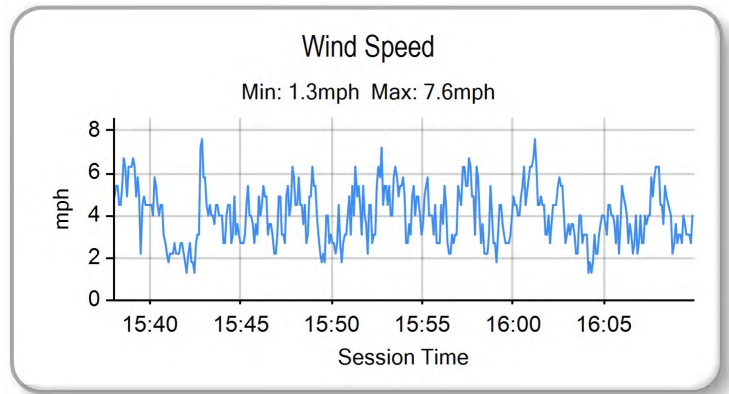
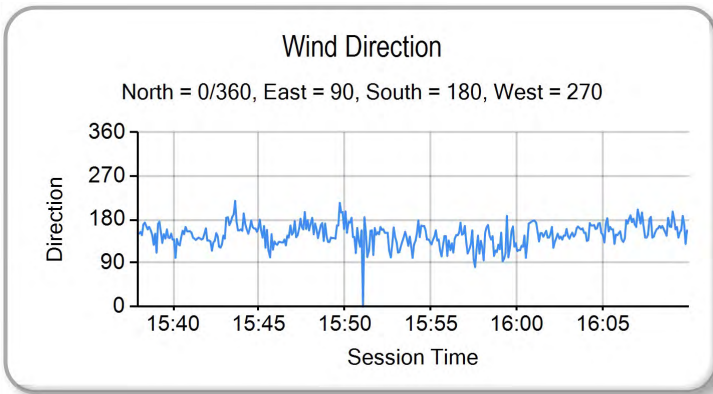
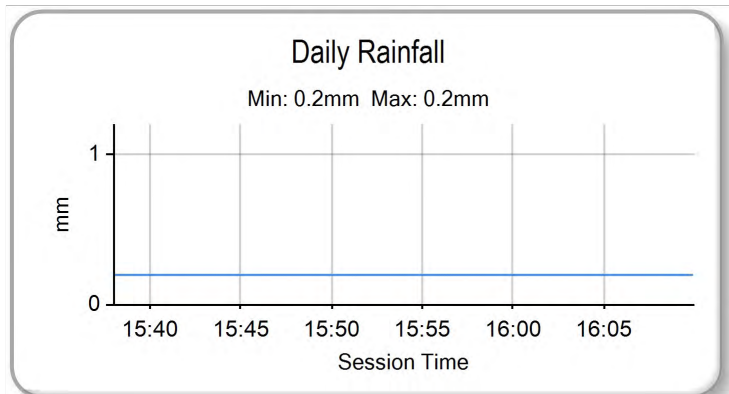
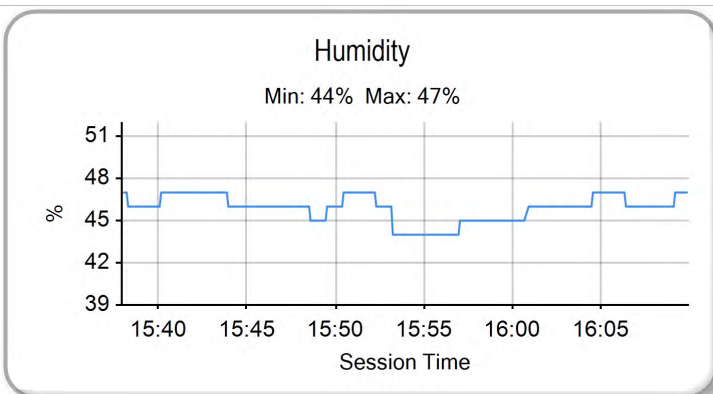
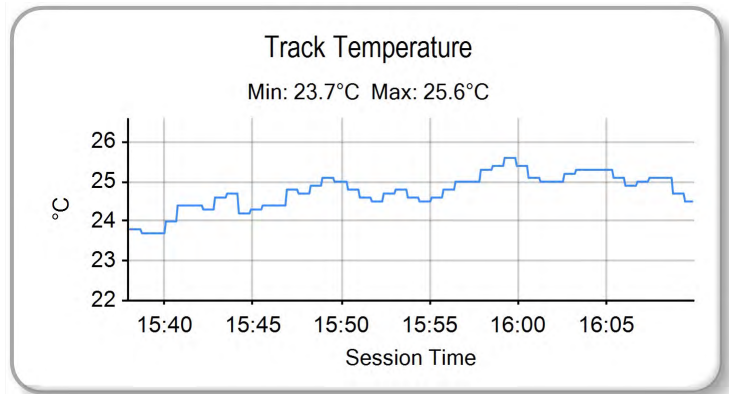
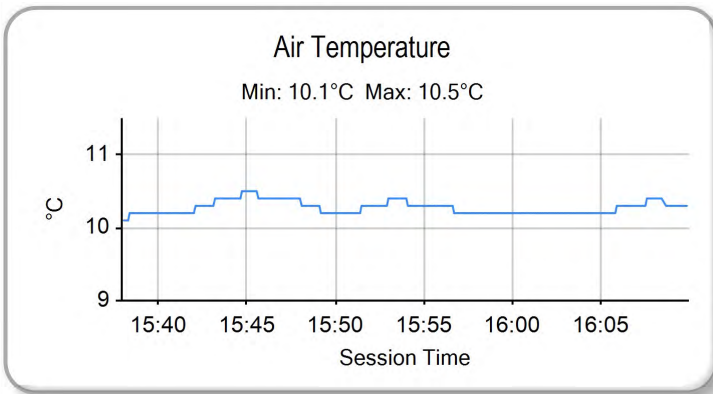
Race Director :	Stewards :	Timekeeper :
-----------------	------------	--------------

MCRCB BULLETIN TK132

2019 Bennetts British Superbike Championship - Dickies Round 2

2019 HEL Performance British Motostar Championship

RACE 2 - WEATHER CONDITIONS



Weather / Track : Cloudy / Dry

Results can be found at www.tsl-timing.com

Oulton Park International
Circuit Length = 2.6920 miles
Start: 15:50 Flag 16:07 End: 16:09

Printed - 16:16 Sunday, 05 May 2019



2019 HEL Performance British Motostar Championship

MOTO 3 GP POINTS AFTER ROUND 1

		TOTAL	GAP	DIFF																			Wins	Seconds	Thirds		
					1	2	3	4	5	6	7	8	9	10	11	12	13	14	15	16	17	18					
						4th-6th May	Oulton Park International	14th-16th June	Brands Hatch GP	28th-30th June	Knockhill	2nd-3rd August	Thruxton	16th-18th August	Cadwell Park	6th-8th September	Oulton Park International	20th-22nd September	TT Circuit Assen	4th-6th October	Donington Park GP	18th-20th October	Brands Hatch GP				
1	Brandon PAASCH	25			25																				1	0	0
2	Scott SWANN	20	5		20																				0	1	0
3	Jack NIXON	16	9	4	16																				0	0	1
4	Asher DURHAM	13	12	3	13																				0	0	0
5	Joshua WHATLEY	11	14	2	11																				0	0	0
6	Edmund BEST	10	15	1	10																				0	0	0
7	Jamie DAVIS	9	16	1	9																				0	0	0
8	Harry LEIGH	8	17	1	8																				0	0	0
9	Sharni PINFOLD	7	18	1	7																				0	0	0
10	Sam BURMAN	6	19	1	6																				0	0	0
11	Connor SELLORS	5	20	1	5																				0	0	0
12	Bradley WILSON	4	21	1	4																				0	0	0
13		0	25	4																					0	0	0
14		0	25	0																					0	0	0
15		0	25	0																					0	0	0
16		0	25	0																					0	0	0
17		0	25	0																					0	0	0
18		0	25	0																					0	0	0
19		0	25	0																					0	0	0
20		0	25	0																					0	0	0
21		0	25	0																					0	0	0
22		0	25	0																					0	0	0
23		0	25	0																					0	0	0
24		0	25	0																					0	0	0
25		0	25	0																					0	0	0

2019 HEL Performance British Motostar Championship

MOTO 3 STANDARD POINTS AFTER ROUND 1

		TOTAL	GAP	DIFF																			Wins	Seconds	Thirds		
					1	2	3	4	5	6	7	8	9	10	11	12	13	14	15	16	17	18					
						4th-6th May	Oulton Park International	14th-16th June	Brands Hatch GP	28th-30th June	Knockhill	2nd-3rd August	Thruxton	16th-18th August	Cadwell Park	6th-8th September	Oulton Park International	20th-22nd September	TT Circuit Assen	4th-6th October	Donington Park GP	18th-20th October	Brands Hatch GP				
1	Cameron HORSMAN	25			25																				1	0	0
2	Scott OGDEN	20	5		20																				0	1	0
3	Charlie FARRER	16	9	4	16																				0	0	1
4	Rhys IRWIN	13	12	3	13																				0	0	0
5	Franco BOURNE	11	14	2	11																				0	0	0
6	Harvey CLARIDGE	10	15	1	10																				0	0	0
7	Jeremy KNIGHT	9	16	1	9																				0	0	0
8	Annabel THOMAS	8	17	1	8																				0	0	0
9	Corey TINKER	7	18	1	7																				0	0	0
10	Josh HIATT	6	19	1	6																				0	0	0
11	Jodie FIELDHOUSE	5	20	1	5																				0	0	0
12	Kyal TINKER	4	21	1	4																				0	0	0
13	Calum BEACH	3	22	1	3																				0	0	0
14		0	25	3																					0	0	0
15		0	25	0																					0	0	0
16		0	25	0																					0	0	0
17		0	25	0																					0	0	0
18		0	25	0																					0	0	0
19		0	25	0																					0	0	0
20		0	25	0																					0	0	0
21		0	25	0																					0	0	0
22		0	25	0																					0	0	0
23		0	25	0																					0	0	0
24		0	25	0																					0	0	0
25		0	25	0																					0	0	0
26		0	25	0																					0	0	0
27		0	25	0																					0	0	0
28		0	25	0																					0	0	0
29		0	25	0																					0	0	0
30		0	25	0																					0	0	0



ROW 10	29	2	Brian HART	1:54.979	28	56	Bradley WILSON
ROW 9	27	41	Kyal TINKER	1:54.932	26	27	Calum BEACH
					25	18	Jodie FIELDHOUSE
ROW 8	24	57	Josh HIATT	1:52.517	23	66	Annabel THOMAS
					22	37	Corey TINKER
ROW 7	21	77	Jamie LYONS	1:51.675	20	39	Connor SELLORS
					19	35	Jeremy KNIGHT
ROW 6	18	88	Harry LEIGH	1:50.207	17	69	Rhys IRWIN
					16	16	Harvey CLARIDGE
ROW 5	15	48	Sharni PINFOLD	1:49.986	14	17	Franco BOURNE
					13	54	Sam BURMAN
ROW 4	12	71	Charlie FARRER	1:49.098	11	99	Jamie DAVIS
					10	19	Scott OGDEN
ROW 3	9	72	Cameron HORSMAN	1:47.849	8	7	Edmund BEST
					7	11	Dan JONES
ROW 2	6	70	Joshua WHATLEY	1:46.604	5	1	Victor RODRIGUEZ
					4	64	Asher DURHAM
ROW 1	3	14	Jack NIXON	1:45.318	2	96	Brandon PAASCH
					1	45	Scott SWANN
							Pole

Oulton Park International
Circuit Length = 2.6920 miles

These results are provisional until the conclusion of any judicial and technical matters.

Race Director :	Stewards :	Timekeeper :
-----------------	------------	--------------

Results can be found at www.britishsuperbike.com

Printed - 16:17 Sunday, 05 May 2019





POS	NO	CL	PIC NAME	NAT	ENTRY	TIME	ON	LAPS	GAP	DIFF	MPH
1	11		1 Dan JONES	GBR	KTM - City Lifting/RS Racing	1:56.763	3	4			82.99
2	64		2 Asher DURHAM	GBR	Mahindra - Microlise Cresswell Racing	1:58.181	4	4	1.418	1.418	82.00
3	7		3 Edmund BEST	GBR	KTM - SymCirrus Motorsport	2:01.097	4	4	4.334	2.916	80.02
4	69	S	1 Rhys IRWIN	IRL	Honda - Ready 4 Racing	2:01.397	4	4	4.634	0.300	79.83
5	19	S	2 Scott OGDEN	GBR	Honda - Premium Motorhomes Scott Ogden Racing	2:02.294	4	4	5.531	0.897	79.24
6	45		4 Scott SWANN	GBR	IFS KTM - IFS Team Swann Racing	2:02.770	4	4	6.007	0.476	78.93
7	1		5 Victor RODRIGUEZ	ESP	DR Moto - GA Competition	2:02.787	3	4	6.024	0.017	78.92
8	70		6 Joshua WHATLEY	GBR	KTM - KRP	2:02.799	4	4	6.036	0.012	78.92
9	17	S	3 Franco BOURNE	GBR	Honda - Franco Bourne / SP125	2:04.311	4	4	7.548	1.512	77.96
10	48		7 Sharni PINFOLD	AUS	KTM - City Lifting/RS Racing	2:06.263	3	4	9.500	1.952	76.75
11	37	S	4 Corey TINKER	GBR	Honda - Microlise Cresswell Racing	2:06.895	4	4	10.132	0.632	76.37
12	39		8 Connor SELLORS	GBR	Mahindra - Connor Sellors Racing	2:07.923	3	4	11.160	1.028	75.75
13	54		9 Sam BURMAN	GBR	KTM - TeamWNT Burman Racing	2:08.463	4	4	11.700	0.540	75.44
14	88		10 Harry LEIGH	GBR	KTM - SymCirrus Motorsport	2:08.712	4	4	11.949	0.249	75.29
15	57	S	5 Josh HIATT	GBR	Honda - Sorrymate.com	2:08.971	4	4	12.208	0.259	75.14
16	66	S	6 Annabel THOMAS	GBR	Honda - Four Anjels Racing	2:10.500	4	4	13.737	1.529	74.26
17	77	S	7 Jamie LYONS	GBR	Honda - C&M Motors Ltd Racing	2:12.515	4	4	15.752	2.015	73.13
18	18	S	8 Jodie FIELDHOUSE	GBR	Honda - Go Pink Racing	2:14.448	4	4	17.685	1.933	72.08
19	41	S	9 Kyal TINKER	GBR	Honda - Microlise Cresswell Racing	2:14.854	4	4	18.091	0.406	71.86
20	35	S	10 Jeremy KNIGHT	GBR	Honda - Jeremy Knight Racing / SP125			1			
21	56		11 Bradley WILSON	GBR	Honda - B.Wilson Racing			1			

Weather / Track : Cloudy / Wet

These results are provisional until the conclusion of any judicial and technical matters.

Oulton Park International

Circuit Length = 2.6920 miles

Start: 10:06 Flag 10:14 End: 10:16

Race Director :

Stewards :

Timekeeper :

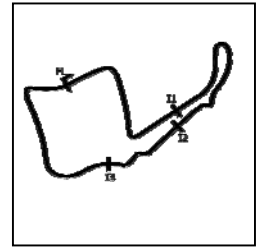
Results can be found at www.britishsuperbike.com

Printed - 10:16 Monday, 06 May 2019

2019 Bennetts British Superbike Championship - Dickies Round 2

2019 HEL Performance British Motostar Championship

WARM UP - SECTOR ANALYSIS



SECTOR 1 = FL to I1, SECTOR 2 = I1 to I2 SECTOR 3 = I2 to I3, SECTOR 4 = I3 to FL, DIFF = Difference To Personal Best Lap, P = Crossed Finish Line in Pit Lane, D = Time Disallowed

P1 11		Dan JONES				KTM - City Lifting/RS Racing					
IDEAL LAP TIME : 1:56.763		BEST LAP TIME : 1:56.763				DIFFERENCE : 0.000					
LAP	SECTOR 1	SECTOR 2		SECTOR 3		SECTOR 4		LAP TIME	MPH	DIFF	TIME OF DAY
1 -	OUTLAP	118.9	35.492	84.2	27.108	105.1	33.120	115.1			10:08:23.692
2 -	29.759	121.7	33.240	95.0	24.886	108.5	31.943	115.3	1:59.828 (2)	80.87	3.065 10:10:23.520
3 -	28.712	122.4	32.255	96.5	24.148	108.7	31.648	115.7	1:56.763 (1)	82.99	10:12:20.283
4 -	34.401	73.5	36.392	86.2	25.263	107.3	31.865	115.3	2:07.921 (3)	75.76	11.158 10:14:28.204

P2 64		Asher DURHAM				Mahindra - Microlise Cresswell Racing					
IDEAL LAP TIME : 1:58.121		BEST LAP TIME : 1:58.181				DIFFERENCE : 0.060					
LAP	SECTOR 1	SECTOR 2		SECTOR 3		SECTOR 4		LAP TIME	MPH	DIFF	TIME OF DAY
1 -	OUTLAP	116.5	36.983	90.8	25.887	105.1	33.963	111.4			10:08:36.456
2 -	30.991	116.7	34.234	93.4	24.478	106.1	32.253	113.1	2:01.956 (3)	79.46	3.775 10:10:38.412
3 -	29.855	117.7	33.285	94.3	23.703	105.8	31.987	113.5	1:58.830 (2)	81.55	0.649 10:12:37.242
4 -	29.497	119.1	33.345	94.7	23.526	105.8	31.813	112.9	1:58.181 (1)	82.00	10:14:35.423

P3 7		Edmund BEST				KTM - SymCirrus Motorsport					
IDEAL LAP TIME : 2:01.097		BEST LAP TIME : 2:01.097				DIFFERENCE : 0.000					
LAP	SECTOR 1	SECTOR 2		SECTOR 3		SECTOR 4		LAP TIME	MPH	DIFF	TIME OF DAY
1 -	OUTLAP	113.9	36.536	86.7	26.433	98.9	34.249	108.7			10:08:29.012
2 -	30.809	114.5	35.091	90.3	25.162	103.0	33.247	110.1	2:04.309 (3)	77.96	3.212 10:10:33.321
3 -	30.210	115.5	34.504	89.4	24.499	103.4	33.140	104.8	2:02.353 (2)	79.20	1.256 10:12:35.674
4 -	30.104	115.9	34.262	90.8	23.956	104.6	32.775	108.7	2:01.097 (1)	80.02	10:14:36.771

P4 69 S		Rhys IRWIN				Honda - Ready 4 Racing					
IDEAL LAP TIME : 2:01.397		BEST LAP TIME : 2:01.397				DIFFERENCE : 0.000					
LAP	SECTOR 1	SECTOR 2		SECTOR 3		SECTOR 4		LAP TIME	MPH	DIFF	TIME OF DAY
1 -	OUTLAP	107.0	36.852	84.3	26.880	97.1	34.288	105.8			10:08:30.032
2 -	31.043	110.0	34.645	88.1	25.659	97.5	33.225	105.8	2:04.572 (3)	77.79	3.175 10:10:34.604
3 -	30.316	111.2	33.973	88.0	25.125	99.1	32.969	106.0	2:02.383 (2)	79.18	0.986 10:12:36.987
4 -	30.211	112.0	33.929	88.7	24.600	98.3	32.657	106.1	2:01.397 (1)	79.83	10:14:38.384

P5 19 S		Scott OGDEN				Honda - Premium Motorhomes Scott Ogden Racing					
IDEAL LAP TIME : 2:02.294		BEST LAP TIME : 2:02.294				DIFFERENCE : 0.000					
LAP	SECTOR 1	SECTOR 2		SECTOR 3		SECTOR 4		LAP TIME	MPH	DIFF	TIME OF DAY
1 -	OUTLAP	98.3	39.060	79.9	27.761	97.3	35.796	106.1			10:08:37.752
2 -	32.824	109.8	36.001	86.1	26.702	98.1	35.363	107.0	2:10.890 (3)	74.04	8.596 10:10:48.642
3 -	32.763	109.4	35.051	89.7	25.313	99.4	33.203	107.8	2:06.330 (2)	76.71	4.036 10:12:54.972
4 -	30.877	112.2	34.026	89.9	24.214	99.8	33.177	107.8	2:02.294 (1)	79.24	10:14:57.266

P6 45		Scott SWANN				IFS KTM - IFS Team Swann Racing					
IDEAL LAP TIME : 2:01.939		BEST LAP TIME : 2:02.770				DIFFERENCE : 0.831					
LAP	SECTOR 1	SECTOR 2		SECTOR 3		SECTOR 4		LAP TIME	MPH	DIFF	TIME OF DAY
1 -	OUTLAP	112.9	38.578	86.3	26.654	98.3	34.728	106.5			10:08:40.431
2 -	31.442	116.9	36.297	89.5	26.418	96.6	34.588	109.6	2:08.745 (3)	75.27	5.975 10:10:49.176
3 -	32.028	117.1	34.765	90.8	24.276	103.8	33.569	109.6	2:04.638 (2)	77.75	1.868 10:12:53.814
4 -	30.413	118.7	33.681	94.7	24.298	100.3	34.378	108.0	2:02.770 (1)	78.93	10:14:56.584

P7 1		Victor RODRIGUEZ				DR Moto - GA Competition					
IDEAL LAP TIME :		BEST LAP TIME : 2:02.787				DIFFERENCE :					
LAP	SECTOR 1	SECTOR 2		SECTOR 3		SECTOR 4		LAP TIME	MPH	DIFF	TIME OF DAY
1 -											10:08:45.642
2 -									2:05.409 (3)	77.27	2.622 10:10:51.051
3 -									2:02.787 (1)	78.92	10:12:53.838
4 -									2:03.168 (2)	78.68	0.381 10:14:57.006

Weather / Track : Cloudy / Wet

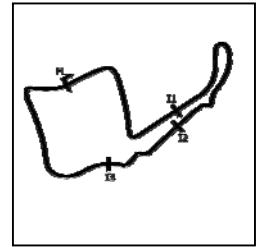
Oulton Park International
Circuit Length = 2.6920 miles
Start: 10:06 Flag 10:14 End: 10:16

MCRCB BULLETIN TK188

2019 Bennetts British Superbike Championship - Dickies Round 2

2019 HEL Performance British Motostar Championship

WARM UP - SECTOR ANALYSIS



SECTOR 1 = FL to I1, SECTOR 2 = I1 to I2 SECTOR 3 = I2 to I3, SECTOR 4 = I3 to FL, DIFF = Difference To Personal Best Lap, P = Crossed Finish Line in Pit Lane, D = Time Disallowed

P8 70		Joshua WHATLEY				KTM - KRP					
IDEAL LAP TIME : 2:01.871		BEST LAP TIME : 2:02.799				DIFFERENCE : 0.928					
LAP	SECTOR 1	SECTOR 2		SECTOR 3		SECTOR 4		LAP TIME	MPH	DIFF	TIME OF DAY
1 -	OUTLAP	111.8	39.034	80.3	27.337	95.3	35.402	108.0			10:08:40.861
2 -	31.225	120.6	36.251	92.3	25.893	95.7	34.670	110.5	2:08.039 (3)	75.69	5.240 10:10:48.900
3 -	32.157	118.7	34.559	90.5	24.444	102.7	33.525	110.9	2:04.685 (2)	77.72	1.886 10:12:53.585
4 -	29.764	120.2	34.138	92.1	24.585	100.0	34.312	109.4	2:02.799 (1)	78.92	10:14:56.384

P9 17 S		Franco BOURNE				Honda - Franco Bourne / SP125					
IDEAL LAP TIME : 2:04.311		BEST LAP TIME : 2:04.311				DIFFERENCE : 0.000					
LAP	SECTOR 1	SECTOR 2		SECTOR 3		SECTOR 4		LAP TIME	MPH	DIFF	TIME OF DAY
1 -	OUTLAP	106.6	39.098	82.0	28.284	94.7	35.347	105.3			10:08:43.803
2 -	31.905	109.2	36.002	86.7	25.561	97.3	34.213	106.6	2:07.681 (2)	75.90	3.370 10:10:51.484
3 -	32.027	110.7	36.341	88.0	25.678	98.9	34.715	104.3	2:08.761 (3)	75.26	4.450 10:13:00.245
4 -	30.858	110.3	35.275	86.8	24.597	97.9	33.581	105.0	2:04.311 (1)	77.96	10:15:04.556

P10 48		Sharni PINFOLD				KTM - City Lifting/RS Racing					
IDEAL LAP TIME : 2:05.895		BEST LAP TIME : 2:06.263				DIFFERENCE : 0.368					
LAP	SECTOR 1	SECTOR 2		SECTOR 3		SECTOR 4		LAP TIME	MPH	DIFF	TIME OF DAY
1 -	OUTLAP	111.8	37.628	90.1	26.807	102.2	34.312	112.9			10:08:31.394
2 -	31.686	115.7	35.542	91.0	25.743	103.8	33.778	112.0	2:06.749 (2)	76.46	0.486 10:10:38.143
3 -	31.064	116.9	35.556	82.8	25.535	103.2	34.108	111.2	2:06.263 (1)	76.75	10:12:44.406
4 -	31.443	116.5	36.191	92.3	25.511	102.6	34.205	111.1	2:07.350 (3)	76.09	1.087 10:14:51.756

P11 37 S		Corey TINKER				Honda - Microlise Cresswell Racing					
IDEAL LAP TIME : 2:06.895		BEST LAP TIME : 2:06.895				DIFFERENCE : 0.000					
LAP	SECTOR 1	SECTOR 2		SECTOR 3		SECTOR 4		LAP TIME	MPH	DIFF	TIME OF DAY
1 -	OUTLAP	98.6	42.917	88.3	27.861	94.3	36.613	107.3			10:08:57.027
2 -	32.432	113.1	37.606	91.4	26.925	92.3	36.219	106.8	2:13.182 (3)	72.76	6.287 10:11:10.209
3 -	32.375	112.4	36.590	90.6	25.330	101.2	34.898	107.7	2:09.193 (2)	75.01	2.298 10:13:19.402
4 -	32.056	113.3	35.864	92.5	24.981	101.6	33.994	108.4	2:06.895 (1)	76.37	10:15:26.297

P12 39		Connor SELLORS				Mahindra - Connor Sellors Racing					
IDEAL LAP TIME : 2:07.643		BEST LAP TIME : 2:07.923				DIFFERENCE : 0.280					
LAP	SECTOR 1	SECTOR 2		SECTOR 3		SECTOR 4		LAP TIME	MPH	DIFF	TIME OF DAY
1 -	OUTLAP	113.1	39.217	89.0	26.936	100.0	35.345	108.0			10:08:38.780
2 -	32.671	112.9	37.872	88.6	26.271	102.9	34.307	112.2	2:11.121 (3)	73.91	3.198 10:10:49.901
3 -	32.517	116.3	36.375	92.0	25.217	103.2	33.814	110.5	2:07.923 (1)	75.75	10:12:57.824
4 -	32.237	115.5	37.097	90.1	25.629	100.9	34.602	110.0	2:09.565 (2)	74.79	1.642 10:15:07.389

P13 54		Sam BURMAN				KTM - TeamWNT Burman Racing					
IDEAL LAP TIME : 2:08.463		BEST LAP TIME : 2:08.463				DIFFERENCE : 0.000					
LAP	SECTOR 1	SECTOR 2		SECTOR 3		SECTOR 4		LAP TIME	MPH	DIFF	TIME OF DAY
1 -	OUTLAP	109.2	38.468	87.7	27.902	100.6	36.466	108.0			10:08:35.557
2 -	33.238	113.5	37.091	89.1	26.714	101.8	35.830	109.1	2:12.873 (3)	72.93	4.410 10:10:48.430
3 -	33.132	109.4	37.057	89.9	26.408	101.8	35.558	109.4	2:12.155 (2)	73.33	3.692 10:13:00.585
4 -	31.800	116.7	35.980	91.8	25.812	103.7	34.871	109.6	2:08.463 (1)	75.44	10:15:09.048

P14 88		Harry LEIGH				KTM - SymCirrus Motorsport					
IDEAL LAP TIME : 2:08.712		BEST LAP TIME : 2:08.712				DIFFERENCE : 0.000					
LAP	SECTOR 1	SECTOR 2		SECTOR 3		SECTOR 4		LAP TIME	MPH	DIFF	TIME OF DAY
1 -	OUTLAP	109.6	38.950	88.3	27.009	94.7	36.042	108.2			10:08:38.272
2 -	32.414	112.0	37.000	81.8	26.816	95.3	35.825	108.2	2:12.055 (3)	73.38	3.343 10:10:50.327
3 -	32.897	115.5	36.441	91.3	25.593	95.0	35.745	107.2	2:10.676 (2)	74.16	1.964 10:13:01.003
4 -	32.188	116.7	36.435	91.9	25.232	101.8	34.857	108.9	2:08.712 (1)	75.29	10:15:09.715

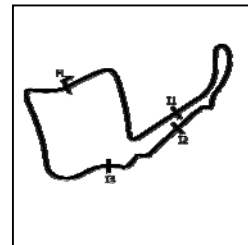
Weather / Track : Cloudy / Wet

Oulton Park International
Circuit Length = 2.6920 miles
Start: 10:06 Flag 10:14 End: 10:16

2019 Bennetts British Superbike Championship - Dickies Round 2

2019 HEL Performance British Motostar Championship

WARM UP - SECTOR ANALYSIS



SECTOR 1 = FL to I1, SECTOR 2 = I1 to I2 SECTOR 3 = I2 to I3, SECTOR 4 = I3 to FL, DIFF = Difference To Personal Best Lap, P = Crossed Finish Line in Pit Lane, D = Time Disallowed

P15		57 S		Josh HIATT				Honda - Sorrymate.com			
IDEAL LAP TIME : 2:08.971		BEST LAP TIME : 2:08.971				DIFFERENCE : 0.000					
LAP	SECTOR 1	SECTOR 2		SECTOR 3		SECTOR 4		LAP TIME	MPH	DIFF	TIME OF DAY
1 -	OUTLAP	105.8	38.676	84.6	27.504	95.5	36.535	104.8			10:08:37.646
2 -	33.038	107.8	37.237	86.5	26.148	97.8	35.674	106.5	2:12.097 (3)	73.36	3.126 10:10:49.743
3 -	33.511	110.0	37.068	88.5	26.195	95.1	35.021	106.5	2:11.795 (2)	73.53	2.824 10:13:01.538
4 -	32.453	109.6	35.904	89.9	25.914	98.2	34.700	106.8	2:08.971 (1)	75.14	10:15:10.509

P16		66 S		Annabel THOMAS				Honda - Four Anjels Racing			
IDEAL LAP TIME : 2:09.950		BEST LAP TIME : 2:10.500				DIFFERENCE : 0.550					
LAP	SECTOR 1	SECTOR 2		SECTOR 3		SECTOR 4		LAP TIME	MPH	DIFF	TIME OF DAY
1 -	OUTLAP	101.6	40.656	79.7	28.485	91.3	37.221	97.9			10:08:55.342
2 -	33.041	104.0	38.382	83.9	26.873	94.6	36.517	99.8	2:14.813 (3)	71.88	4.313 10:11:10.155
3 -	33.134	106.1	36.633	85.4	25.868	95.3	35.397	100.0	2:11.032 (2)	73.96	0.532 10:13:21.187
4 -	32.204	106.5	36.481	85.4	26.057	95.3	35.758	99.7	2:10.500 (1)	74.26	10:15:31.687

P17		77 S		Jamie LYONS				Honda - C&M Motors Ltd Racing			
IDEAL LAP TIME : 2:12.126		BEST LAP TIME : 2:12.515				DIFFERENCE : 0.389					
LAP	SECTOR 1	SECTOR 2		SECTOR 3		SECTOR 4		LAP TIME	MPH	DIFF	TIME OF DAY
1 -	OUTLAP	108.0	40.551	85.0	27.117	96.4	36.736	102.9			10:08:45.785
2 -	32.746	109.2	38.143	80.9	26.093	96.1	IN PIT		2:20.392 P	69.03	7.877 10:11:06.177
3 -	OUTLAP	108.5	38.525	85.0	28.337	94.9	35.580	103.2	2:39.905	60.60	27.390 10:13:46.082
4 -	33.069	109.1	37.707	85.5	26.093	97.3	35.646	104.2	2:12.515 (1)	73.13	10:15:58.597

P18		18 S		Jodie FIELDHOUSE				Honda - Go Pink Racing			
IDEAL LAP TIME : 2:14.448		BEST LAP TIME : 2:14.448				DIFFERENCE : 0.000					
LAP	SECTOR 1	SECTOR 2		SECTOR 3		SECTOR 4		LAP TIME	MPH	DIFF	TIME OF DAY
1 -	OUTLAP	103.5	42.834	81.6	28.890	92.1	38.047	101.8			10:09:02.174
2 -	34.913	108.2	40.220	83.4	28.072	94.5	37.160	101.0	2:20.365 (3)	69.04	5.917 10:11:22.539
3 -	35.244	109.2	40.711	82.7	27.773	96.6	36.505	104.0	2:20.233 (2)	69.10	5.785 10:13:42.772
4 -	33.677	110.5	38.460	86.0	26.016	96.4	36.295	102.4	2:14.448 (1)	72.08	10:15:57.220

P19		41 S		Kyal TINKER				Honda - Microlise Cresswell Racing			
IDEAL LAP TIME : 2:14.854		BEST LAP TIME : 2:14.854				DIFFERENCE : 0.000					
LAP	SECTOR 1	SECTOR 2		SECTOR 3		SECTOR 4		LAP TIME	MPH	DIFF	TIME OF DAY
1 -	OUTLAP	96.5	44.749	82.7	29.640	96.8	38.603	104.3			10:09:02.264
2 -	35.181	104.6	40.298	88.4	28.102	99.4	36.855	106.0	2:20.436 (3)	69.00	5.582 10:11:22.700
3 -	34.625	109.6	41.074	86.1	27.435	97.6	36.483	104.8	2:19.617 (2)	69.41	4.763 10:13:42.317
4 -	33.932	108.9	38.908	89.5	26.000	99.7	36.014	105.5	2:14.854 (1)	71.86	10:15:57.171

P20		35 S		Jeremy KNIGHT				Honda - Jeremy Knight Racing / SP125			
IDEAL LAP TIME : 2:10.244		BEST LAP TIME :				DIFFERENCE :					
LAP	SECTOR 1	SECTOR 2		SECTOR 3		SECTOR 4		LAP TIME	MPH	DIFF	TIME OF DAY
1 -	OUTLAP	106.3	39.208	83.8	27.208	93.8	35.221	101.2			10:08:43.265

P21		56		Bradley WILSON				Honda - B.Wilson Racing			
IDEAL LAP TIME :		BEST LAP TIME :				DIFFERENCE :					
LAP	SECTOR 1	SECTOR 2		SECTOR 3		SECTOR 4		LAP TIME	MPH	DIFF	TIME OF DAY
1 -	OUTLAP	100.9	45.942	78.3	30.504	72.3	IN PIT		P		10:09:23.170

MCRCB BULLETIN TK189

2019 Bennetts British Superbike Championship - Dickies Round 2

2019 HEL Performance British Motostar Championship

WARM UP - BEST SECTORS

SECTOR 1				SECTOR 2				SECTOR 3				SECTOR 4				IDEAL / BEST COMPARISON			
POS	NO	NAME	TIME	NO	NAME	TIME	NO	NAME	TIME	NO	NAME	TIME	POS	NO	NAME	IDEAL	BEST	DIFF	
																PERFECT LAP	1:56.141		
1	11	JONES	28.712	11	JONES	32.255	64	DURHAM	23.526	11	JONES	31.648	1	11	JONES	1:56.763	1:56.763	0.000	
2	64	DURHAM	29.497	64	DURHAM	33.285	7	BEST	23.956	64	DURHAM	31.813	2	64	DURHAM	1:58.121	1:58.181	0.060	
3	70	WHATLEY	29.764	45	SWANN	33.681	11	JONES	24.148	69	IRWIN	32.657	3	7	BEST	2:01.097	2:01.097	0.000	
4	7	BEST	30.104	69	IRWIN	33.929	19	OGDEN	24.214	7	BEST	32.775	4	69	IRWIN	2:01.397	2:01.397	0.000	
5	69	IRWIN	30.211	19	OGDEN	34.026	45	SWANN	24.276	19	OGDEN	33.177	5	70	WHATLEY	2:01.871	2:02.799	0.928	
6	45	SWANN	30.413	70	WHATLEY	34.138	70	WHATLEY	24.444	70	WHATLEY	33.525	6	45	SWANN	2:01.939	2:02.770	0.831	
7	17	BOURNE	30.858	7	BEST	34.262	17	BOURNE	24.597	45	SWANN	33.569	7	19	OGDEN	2:02.294	2:02.294	0.000	
8	19	OGDEN	30.877	17	BOURNE	35.275	69	IRWIN	24.600	17	BOURNE	33.581	8	17	BOURNE	2:04.311	2:04.311	0.000	
9	48	PINFOLD	31.064	48	PINFOLD	35.542	37	TINKER	24.981	48	PINFOLD	33.778	9	48	PINFOLD	2:05.895	2:06.263	0.368	
10	54	BURMAN	31.800	37	TINKER	35.864	39	SELLORS	25.217	39	SELLORS	33.814	10	37	TINKER	2:06.895	2:06.895	0.000	
11	35	KNIGHT	31.830	57	HIATT	35.904	88	LEIGH	25.232	37	TINKER	33.994	11	39	SELLORS	2:07.643	2:07.923	0.280	
12	37	TINKER	32.056	54	BURMAN	35.980	48	PINFOLD	25.511	57	HIATT	34.700	12	54	BURMAN	2:08.463	2:08.463	0.000	
13	88	LEIGH	32.188	35	KNIGHT	35.985	54	BURMAN	25.812	88	LEIGH	34.857	13	88	LEIGH	2:08.712	2:08.712	0.000	
14	66	THOMAS	32.204	39	SELLORS	36.375	66	THOMAS	25.868	54	BURMAN	34.871	14	57	HIATT	2:08.971	2:08.971	0.000	
15	39	SELLORS	32.237	88	LEIGH	36.435	57	HIATT	25.914	35	KNIGHT	35.221	15	66	THOMAS	2:09.950	2:10.500	0.550	
16	57	HIATT	32.453	66	THOMAS	36.481	41	TINKER	26.000	66	THOMAS	35.397	16	35	KNIGHT	2:10.244			
17	77	LYONS	32.746	77	LYONS	37.707	18	FIELDHO	26.016	77	LYONS	35.580	17	77	LYONS	2:12.126	2:12.515	0.389	
18	18	FIELDHO	33.677	18	FIELDHO	38.460	77	LYONS	26.093	41	TINKER	36.014	18	18	FIELDHOUSE	2:14.448	2:14.448	0.000	
19	41	TINKER	33.932	41	TINKER	38.908	35	KNIGHT	27.208	18	FIELDHO	36.295	19	41	TINKER	2:14.854	2:14.854	0.000	
20				56	WILSON	45.942	56	WILSON	30.504				20	56	WILSON				
21													21	1	RODRIGUEZ		2:02.787		

Weather / Track : Cloudy / Wet

Results can be found at www.tsl-timing.com

Oulton Park International
 Circuit Length = 2.6920 miles
 Start: 10:06 Flag 10:14 End: 10:16

Printed - 10:17 Monday, 06 May 2019

MCRCB BULLETIN TK190**2019 Bennetts British Superbike Championship - Dickies Round 2****2019 HEL Performance British Motostar Championship****WARM UP - BEST SPEEDS**

POS	INTERMEDIATE 1			INTERMEDIATE 2			INTERMEDIATE 3			FINISH LINE		
	NO	NAME	MPH	NO	NAME	MPH	NO	NAME	MPH	NO	NAME	MPH
1	11	JONES	122.4	11	JONES	96.5	11	JONES	108.7	11	JONES	115.7
2	70	WHATLEY	120.6	64	DURHAM	94.7	64	DURHAM	106.1	64	DURHAM	113.5
3	64	DURHAM	119.1	45	SWANN	94.7	7	BEST	104.6	48	PINFOLD	112.9
4	45	SWANN	118.7	37	TINKER	92.5	45	SWANN	103.8	39	SELLORS	112.2
5	48	PINFOLD	116.9	70	WHATLEY	92.3	48	PINFOLD	103.8	70	WHATLEY	110.9
6	54	BURMAN	116.7	48	PINFOLD	92.3	54	BURMAN	103.7	7	BEST	110.1
7	88	LEIGH	116.7	39	SELLORS	92.0	39	SELLORS	103.2	45	SWANN	109.6
8	39	SELLORS	116.3	88	LEIGH	91.9	70	WHATLEY	102.7	54	BURMAN	109.6
9	7	BEST	115.9	54	BURMAN	91.8	88	LEIGH	101.8	88	LEIGH	108.9
10	37	TINKER	113.3	7	BEST	90.8	37	TINKER	101.6	37	TINKER	108.4
11	19	OGDEN	112.2	19	OGDEN	89.9	19	OGDEN	99.8	19	OGDEN	107.8
12	69	IRWIN	112.0	57	HIATT	89.9	41	TINKER	99.7	57	HIATT	106.8
13	17	BOURNE	110.7	41	TINKER	89.5	69	IRWIN	99.1	17	BOURNE	106.6
14	18	FIELDHOUSE	110.5	69	IRWIN	88.7	17	BOURNE	98.9	69	IRWIN	106.1
15	57	HIATT	110.0	17	BOURNE	88.0	57	HIATT	98.2	41	TINKER	106.0
16	41	TINKER	109.6	35	KNIGHT	86.8	77	LYONS	97.3	77	LYONS	104.2
17	77	LYONS	109.2	18	FIELDHOUSE	86.0	18	FIELDHOUSE	96.6	18	FIELDHOUSE	104.0
18	35	KNIGHT	107.3	77	LYONS	85.5	66	THOMAS	95.3	35	KNIGHT	101.2
19	66	THOMAS	106.5	66	THOMAS	85.4	35	KNIGHT	93.8	66	THOMAS	100.0
20	56	WILSON	100.9	56	WILSON	78.3	56	WILSON	77.5			
21												

Weather / Track : Cloudy / Wet

Results can be found at www.tsl-timing.comOulton Park International
Circuit Length = 2.6920 miles
Start: 10:06 Flag 10:14 End: 10:16

Printed - 10:17 Monday, 06 May 2019

MCRCB BULLETIN TK191

2019 Bennetts British Superbike Championship - Dickies Round 2

2019 HEL Performance British Motostar Championship

WARM UP - STATISTICS

Competitors Started 21
Planned Start 2019-05-06 @ 10:00:00.000
Actual Start 2019-05-06 @ 10:06:14.938
Finish Time 2019-05-06 @ 10:14:14.938
Track Length 2.6920mi.
Total Laps 78
Total Distance Covered 209.9782mi.

Session Fastest Lap History

NO	CL	NAME	LAP TIME	TIME OF DAY	LAP	VEHICLE
11		Dan JONES	1:59.828	10:10:23.537	2	KTM
11		Dan JONES	1:56.763	10:12:20.300	3	KTM

Flag History

TYPE	TIME OF DAY
GREEN	10:06:14.938
FINISH	10:14:14.938

Flag Statistics

TYPE	COUNT	TOTAL LAPS	TOTAL TIME
Green	1	4	9:54.965
Red	0	0	0.000
Safety Car	0	0	0.000
FCY	0	0	0.000

Weather / Track : Cloudy / Wet

These results are provisional until the conclusion of any judicial and technical matters.

Oulton Park International
Circuit Length = 2.6920 miles
Start: 10:06 Flag 10:14 End: 10:16

Race Director :	Stewards :	Timekeeper :
-----------------	------------	--------------

MCRCB BULLETIN TK191

2019 Bennetts British Superbike Championship - Dickies Round 2

2019 HEL Performance British Motostar Championship

WARM UP - STATISTICS

CLASS :

11 Starters

Fastest Lap History

NO	NAME	LAP TIME	TIME OF DAY	LAP	VEHICLE
11	Dan JONES	1:59.828	10:10:23.537	2	KTM
11	Dan JONES	1:56.763	10:12:20.300	3	KTM

Weather / Track : Cloudy / Wet

These results are provisional until the conclusion of any judicial and technical matters.

Oulton Park International
Circuit Length = 2.6920 miles
Start: 10:06 Flag 10:14 End: 10:16

Race Director :	Stewards :	Timekeeper :
-----------------	------------	--------------

MCRCB BULLETIN TK191

2019 Bennetts British Superbike Championship - Dickies Round 2

2019 HEL Performance British Motostar Championship

WARM UP - STATISTICS

CLASS : S

10 Starters

Fastest Lap History

NO	NAME	LAP TIME	TIME OF DAY	LAP	VEHICLE
69	Rhys IRWIN	2:04.572	10:10:34.630	2	Honda
69	Rhys IRWIN	2:02.383	10:12:37.013	3	Honda
69	Rhys IRWIN	2:01.397	10:14:38.410	4	Honda

Weather / Track : Cloudy / Wet

These results are provisional until the conclusion of any judicial and technical matters.

Oulton Park International
Circuit Length = 2.6920 miles
Start: 10:06 Flag 10:14 End: 10:16

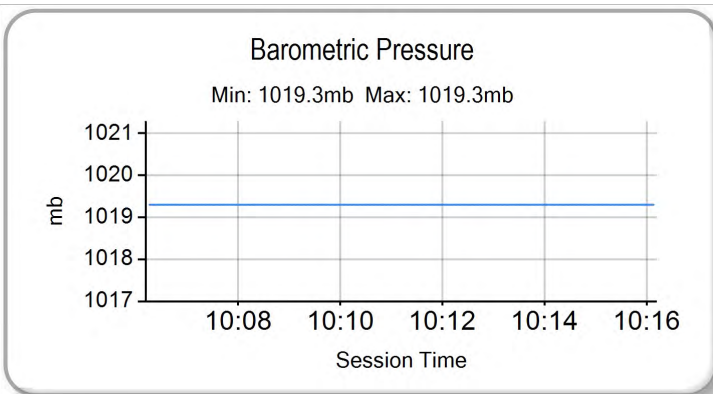
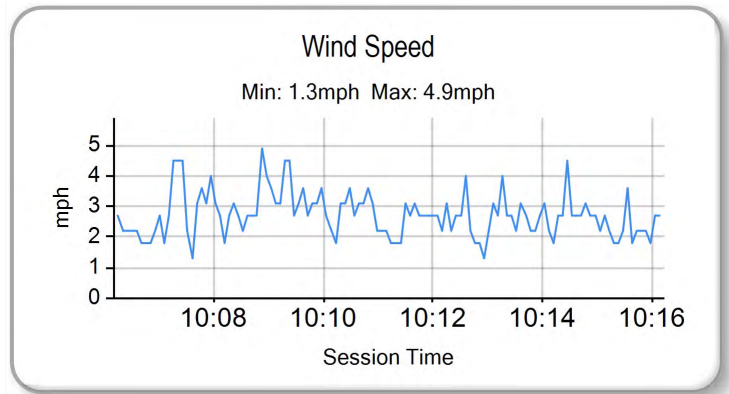
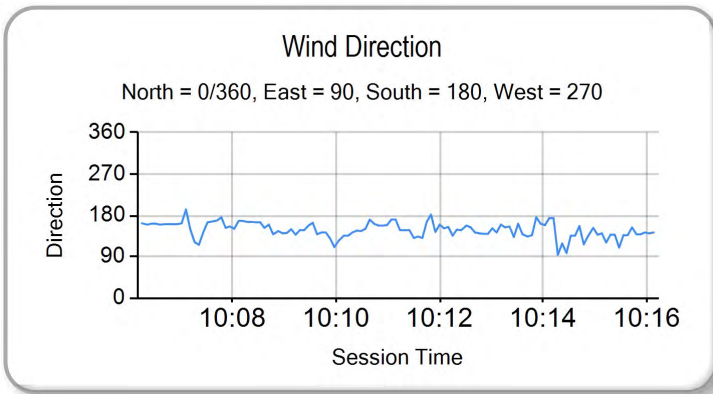
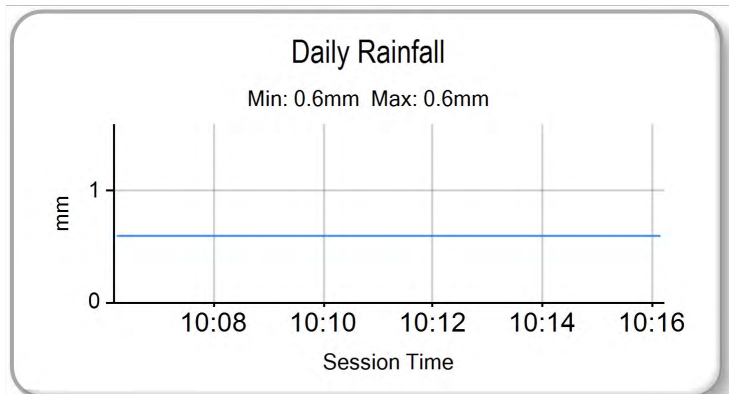
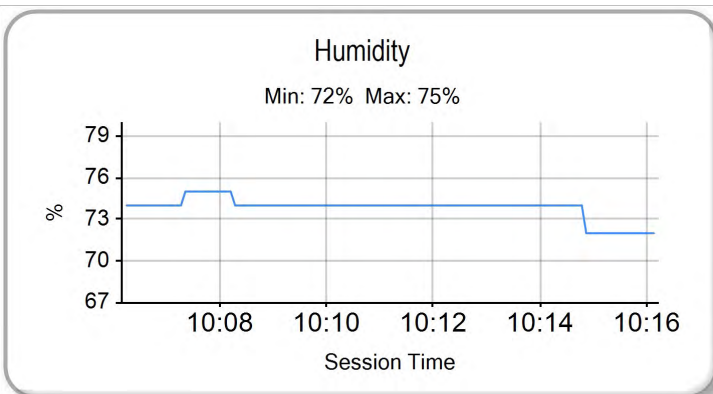
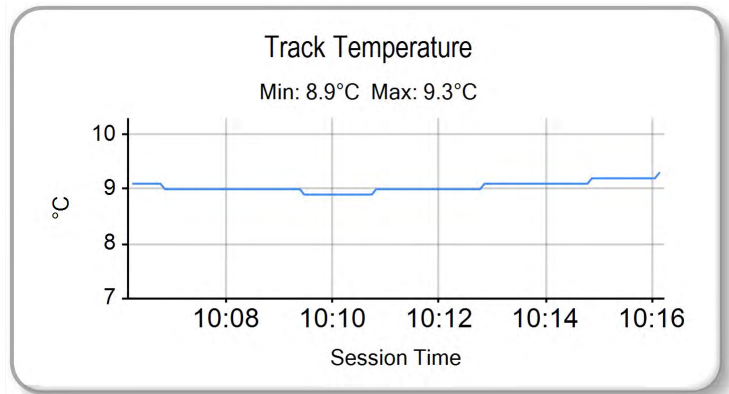
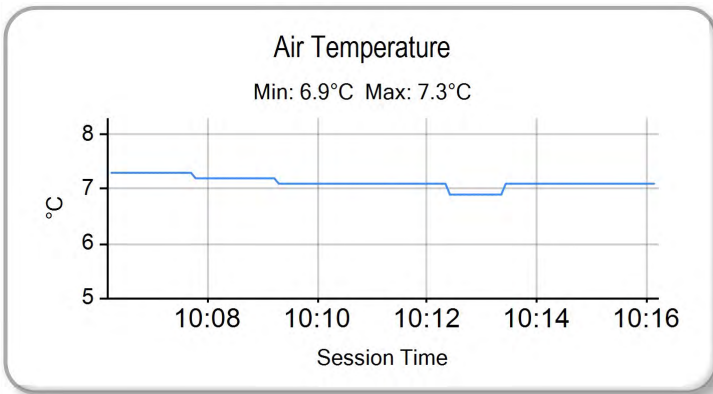
Race Director :	Stewards :	Timekeeper :
-----------------	------------	--------------

MCRCB BULLETIN TK192

2019 Bennetts British Superbike Championship - Dickies Round 2

2019 HEL Performance British Motostar Championship

WARM UP - WEATHER CONDITIONS



Weather / Track : Cloudy / Wet

Results can be found at www.tsl-timing.com

Oulton Park International
Circuit Length = 2.6920 miles
Start: 10:06 Flag 10:14 End: 10:16

Printed - 10:19 Monday, 06 May 2019



ROW 10	29	2	Brian HART	1:54.979	28	56	Bradley WILSON
ROW 9	27	41	Kyal TINKER	1:54.932	26	27	Calum BEACH
					25	18	Jodie FIELDHOUSE
ROW 8	24	57	Josh HIATT	1:52.517	23	66	Annabel THOMAS
					22	37	Corey TINKER
ROW 7	21	77	Jamie LYONS	1:51.675	20	39	Connor SELLORS
					19	35	Jeremy KNIGHT
ROW 6	18	88	Harry LEIGH	1:50.207	17	69	Rhys IRWIN
					16	16	Harvey CLARIDGE
ROW 5	15	48	Sharni PINFOLD	1:49.986	14	17	Franco BOURNE
					13	54	Sam BURMAN
ROW 4	12	71	Charlie FARRER	1:49.098	11	99	Jamie DAVIS
					10	19	Scott OGDEN
ROW 3	9	72	Cameron HORSMAN	1:47.849	8	7	Edmund BEST
					7	11	Dan JONES
ROW 2	6	70	Joshua WHATLEY	1:46.604	5	1	Victor RODRIGUEZ
					4	64	Asher DURHAM
ROW 1	3	14	Jack NIXON	1:45.318	2	96	Brandon PAASCH
					1	45	Scott SWANN
							Pole

Oulton Park International
Circuit Length = 2.6920 miles

These results are provisional until the conclusion of any judicial and technical matters.

Race Director :	Stewards :	Timekeeper :
-----------------	------------	--------------

Results can be found at www.britishsuperbike.com

Printed - 10:20 Monday, 06 May 2019





POS	NO	CL	PIC NAME	NAT	ENTRY	LAPS	TIME	GAP	DIFF	MPH	BEST	ON
1	96		1 Brandon PAASCH	USA	KTM - FPW Racing	14	24:45.884			91.31	1:45.136	13
2	11		2 Dan JONES	GBR	KTM - City Lifting/RS Racing	14	24:46.505	0.621	0.621	91.27	1:45.022	13
3	45		3 Scott SWANN	GBR	IFS KTM - IFS Team Swann Racing	14	24:46.631	0.747	0.126	91.26	1:45.344	12
4	64		4 Asher DURHAM	GBR	Mahindra - Microlise Cresswell Racing	14	24:46.654	0.770	0.023	91.26	1:44.764	13
5	7		5 Edmund BEST	GBR	KTM - SymCirrus Motorsport	14	25:05.174	19.290	18.520	90.14	1:46.334	3
6	70		6 Joshua WHATLEY	GBR	KTM - KRP	14	25:05.224	19.340	0.050	90.13	1:46.578	10
7	19	S	1 Scott OGDEN	GBR	Honda - Premium Motorhomes Scott Ogden Racing	14	25:24.742	38.858	19.518	88.98	1:47.798	11
8	72	S	2 Cameron HORSMAN	GBR	Honda - SP125 / Nova Racing	14	25:24.838	38.954	0.096	88.97	1:47.780	11
9	99		7 Jamie DAVIS	GBR	KTM - FPW Racing	14	25:30.261	44.377	5.423	88.66	1:47.429	3
10	71	S	3 Charlie FARRER	GBR	Honda - Banks Racing/MotoEngineering	14	25:32.759	46.875	2.498	88.51	1:48.128	9
11	54		8 Sam BURMAN	GBR	KTM - TeamWNT Burman Racing	14	25:50.017	1:04.133	17.258	87.53	1:49.459	7
12	17	S	4 Franco BOURNE	GBR	Honda - Franco Bourne / SP125	14	25:50.623	1:04.739	0.606	87.49	1:49.653	14
13	69	S	5 Rhys IRWIN	IRL	Honda - Ready 4 Racing	14	25:50.732	1:04.848	0.109	87.49	1:49.119	13
14	16	S	6 Harvey CLARIDGE	GBR	Honda - Nova Racing	14	25:51.921	1:06.037	1.189	87.42	1:49.741	8
15	88		9 Harry LEIGH	GBR	KTM - SymCirrus Motorsport	14	26:01.437	1:15.553	9.516	86.89	1:49.585	12
16	48		10 Sharni PINFOLD	AUS	KTM - City Lifting/RS Racing	14	26:01.555	1:15.671	0.118	86.88	1:49.947	5
17	57	S	7 Josh HIATT	GBR	Honda - Sorrymate.com	14	26:18.904	1:33.202	17.349	85.93	1:51.117	10
18	39		11 Connor SELLORS	GBR	Mahindra - Connor Sellors Racing	14	26:19.089	1:33.205	0.185	85.92	1:51.202	10
19	66	S	8 Annabel THOMAS	GBR	Honda - Four Anjels Racing	14	26:24.076	1:38.192	4.987	85.65	1:51.874	8
20	18	S	9 Jodie FIELDHOUSE	GBR	Honda - Go Pink Racing	13	24:48.016	1 Lap	1 Lap	84.66	1:52.724	13
21	77	S	10 Jamie LYONS	GBR	Honda - C&M Motors Ltd Racing	13	24:48.272	1 Lap	0.256	84.65	1:53.137	13
22	41	S	11 Kyal TINKER	GBR	Honda - Microlise Cresswell Racing	13	24:49.097	1 Lap	0.825	84.60	1:52.851	7
23	37	S	12 Corey TINKER	GBR	Honda - Microlise Cresswell Racing	13	24:51.712	1 Lap	2.615	84.45	1:52.686	11
24	27	S	13 Calum BEACH	GBR	Honda - Calum Beach Racing / SP125 Racing	13	25:07.900	1 Lap	16.188	83.55	1:54.409	12

NOT CLASSIFIED

DNF	1		Victor RODRIGUEZ	ESP	DR Moto - GA Competition	13	23:16.903	1 Lap		90.19	1:46.107	4
DNF	35	S	Jeremy KNIGHT	GBR	Honda - Jeremy Knight Racing / SP125	10	18:50.012	4 Laps	3 Laps	85.76	1:51.802	8
DNF	56		Bradley WILSON	GBR	Honda - B.Wilson Racing	3	5:53.681	11 Laps	7 Laps	82.20	1:54.419	3
DNF	14		Jack NIXON	GBR	KTM - Santander Salt	1	1:50.599	13 Laps	2 Laps	87.62		

FASTEST LAP

64			Asher DURHAM	GBR	Mahindra - Microlise Cresswell Racing	13	1:44.764			92.50 mph	148.87 kph	
72	S		Cameron HORSMAN	GBR	Honda - SP125 / Nova Racing	11	1:47.780			89.91 mph	144.70 kph	

Weather / Track : Cloudy / Dry

These results are provisional until the conclusion of any judicial and technical matters.

Oulton Park International

Circuit Length = 2.6920 miles

Start: 14:54 Flag 15:19 End: 15:21

Race Director :	Stewards :	Timekeeper :
-----------------	------------	--------------

Results can be found at www.britishsuperbike.com

Printed - 15:22 Monday, 06 May 2019

MCRCB BULLETIN TK245

2019 Bennetts British Superbike Championship - Dickies Round 2

2019 HEL Performance British Motostar Championship

RACE 8 - LAP CHART

LAP 1 @ 14:56:36.469		
NO	BEHIND	LAP TIME

14		1:50.599
45	0.482	1:51.081
96	0.769	1:51.368
11	0.878	1:51.477
1	1.588	1:52.187
64	1.711	1:52.310
70	2.246	1:52.845
99	2.746	1:53.345
7	3.007	1:53.606
19	3.300	1:53.899
72	4.462	1:55.061
71	4.751	1:55.350
16	5.526	1:56.125
69	5.902	1:56.501
17	6.085	1:56.684
88	7.289	1:57.888
54	7.502	1:58.101
39	8.274	1:58.873
66	8.787	1:59.386
35	9.392	1:59.991
57	9.565	2:00.164
18	11.694	2:02.293
37	12.066	2:02.665
77	12.114	2:02.713
48	12.163	2:02.762
41	12.698	2:03.297
56	13.277	2:03.876
27	14.622	2:05.221

LAP 2 @ 14:58:22.796		
NO	BEHIND	LAP TIME

11		1:45.449
96	0.414	1:45.972
45	0.656	1:46.501
64	1.761	1:46.377
1	2.219	1:46.958
70	3.260	1:47.341
7	4.205	1:47.525
99	4.489	1:48.070
19	4.785	1:47.812
71	7.058	1:48.634
72	7.173	1:49.038
69	9.474	1:49.899
16	9.680	1:50.481
17	9.960	1:50.202
88	11.482	1:50.520
54	12.113	1:50.938
39	13.974	1:52.027
66	14.412	1:51.952
57	14.930	1:51.692
35	15.169	1:52.104
48	17.175	1:51.339
77	20.609	1:54.822
18	21.001	1:55.634
37	21.225	1:55.486
41	21.531	1:55.160
56	22.336	1:55.386
27	24.028	1:55.733

LAP 5 @ 15:03:39.723		
NO	BEHIND	LAP TIME

96		1:45.886
11	0.100	1:46.206

LAP 3 @ 15:00:08.321		
NO	BEHIND	LAP TIME

11		1:45.525
96	0.217	1:45.328
45	0.886	1:45.755
64	2.397	1:46.161
1	3.317	1:46.623
70	4.727	1:46.992
7	5.014	1:46.334
99	6.393	1:47.429
19	7.241	1:47.981
72	10.211	1:48.563
71	10.354	1:48.821
69	13.914	1:49.965
17	14.176	1:49.741
16	14.642	1:50.487
88	16.035	1:50.078
54	16.799	1:50.211
66	21.468	1:52.581
57	21.626	1:52.221
39	21.944	1:53.495
48	22.296	1:50.646
35	22.359	1:52.715
77	29.659	1:54.575
37	29.694	1:53.994
18	30.218	1:54.742
41	30.468	1:54.462
56	31.230	1:54.419
27	34.088	1:55.585

LAP 4 @ 15:01:53.617		
NO	BEHIND	LAP TIME

11		1:45.296
96	0.220	1:45.299
45	1.044	1:45.454
64	3.288	1:46.187
1	4.128	1:46.107
7	6.501	1:46.783
70	6.586	1:47.155
99	9.484	1:48.387
19	10.025	1:48.080
72	13.891	1:48.976
71	14.130	1:49.072
69	18.967	1:50.349
17	19.148	1:50.268
16	19.260	1:49.914
88	20.908	1:50.169
54	21.963	1:50.460
48	27.864	1:50.864
57	28.989	1:52.659
66	29.128	1:52.956
39	29.545	1:52.897
35	29.920	1:52.857
77	38.545	1:54.182
37	38.625	1:54.227
18	38.898	1:53.976
41	39.142	1:53.970
27	44.918	1:56.126

45	0.308	1:45.370
64	3.184	1:46.002
1	4.686	1:46.664
7	7.110	1:46.715
70	7.342	1:46.862
99	12.130	1:48.752
19	12.505	1:48.586
72	16.505	1:48.720
71	16.709	1:48.685
69	24.372	1:51.511
17	24.701	1:51.659
16	24.761	1:51.607
88	25.050	1:50.248
54	25.598	1:49.741
48	31.705	1:49.947
57	35.296	1:52.413
66	35.387	1:52.365
39	35.495	1:52.056
35	35.950	1:52.136
77	46.441	1:54.002
18	46.639	1:53.847
37	46.733	1:54.214
41	46.962	1:53.926
27	54.044	1:55.232

LAP 6 @ 15:05:25.874		
NO	BEHIND	LAP TIME

96		1:46.151
11	0.101	1:46.152
45	0.397	1:46.240
64	2.918	1:45.885
1	5.259	1:46.724
7	7.506	1:46.547
70	7.845	1:46.654
99	14.557	1:48.578
19	14.802	1:48.448
72	19.061	1:48.707
71	19.359	1:48.801
69	28.467	1:50.246
17	28.691	1:50.141
88	28.960	1:50.061
16	29.508	1:50.898
54	29.897	1:50.450
48	36.622	1:51.068
57	41.926	1:52.781
35	42.088	1:52.289
39	42.181	1:52.837
66	42.476	1:53.240
18	53.817	1:53.329
77	54.237	1:53.947
41	54.728	1:53.917
37	55.033	1:54.451
27	1:03.164	1:55.271

LAP 7 @ 15:07:11.893		
NO	BEHIND	LAP TIME

96		1:46.019
11	0.192	1:46.110
45	0.441	1:46.063
64	2.757	1:45.858
1	6.092	1:46.852
7	8.373	1:46.886
70	8.968	1:47.142
99	18.378	1:49.840

19	18.600	1:49.817
72	21.626	1:48.584
71	22.104	1:48.764
69	32.387	1:49.939
17	32.606	1:49.934
88	32.856	1:49.915
54	33.337	1:49.459
16	33.776	1:50.287
48	40.775	1:50.172
35	48.249	1:52.180
39	48.798	1:52.636
57	49.264	1:53.357
66	49.425	1:52.968
77	1:01.454	1:53.236
41	1:01.560	1:52.851
18	1:01.829	1:54.031
37	1:03.243	1:54.229
27	1:12.555	1:55.410

LAP 8 @ 15:08:58.070		
NO	BEHIND	LAP TIME

96		1:46.177
11	0.203	1:46.188
45	0.264	1:46.000
64	2.340	1:45.760
1	7.113	1:47.198
7	8.875	1:46.679
70	9.908	1:47.117
99	21.594	1:49.393
19	21.861	1:49.438
72	23.751	1:48.302
71	24.277	1:48.350
69	36.115	1:49.905
17	36.359	1:49.930
88	36.605	1:49.926
54	36.869	1:49.709
16	37.340	1:49.741
48	44.930	1:50.332
35	53.874	1:51.802
39	54.621	1:52.000
57	54.826	1:51.739
66	55.122	1:51.874
77	1:08.758	1:53.481
41	1:08.821	1:53.438
18	1:08.975	1:53.323
37	1:12.035	1:54.969
27	1:21.434	1:55.056

LAP 9 @ 15:10:44.028		
NO	BEHIND	LAP TIME

96		1:45.958
11	0.196	1:45.951
45	0.442	1:46.136
64	1.981	1:45.599
1	8.872	1:47.717
7	10.135	1:47.218
70	11.063	1:47.113
19	25.385	1:49.482
99	25.554	1:49.918
72	25.953	1:48.160
71	26.447	1:48.128
88	41.062	1:50.415
17	41.491	1:51.090
69	41.626	1:51.469

54	41.874	1:50.963
16	42.379	1:50.997
48	49.772	1:50.800
35	59.838	1:51.922
57	1:00.898	1:52.030
39	1:01.136	1:52.473
66	1:01.749	1:52.585
77	1:16.244	1:53.444
41	1:16.329	1:53.466
18	1:16.479	1:53.462
37	1:20.405	1:54.328
27	1:30.232	1:54.756

LAP 10 @ 15:12:30.195		
NO	BEHIND	LAP TIME

96		1:46.167
11	0.125	1:46.096
45	0.264	1:45.989
64	1.474	1:45.660
1	10.222	1:47.517
7	10.469	1:46.501
70	11.474	1:46.578
19	27.776	1:48.558
72	27.917	1:48.131
71	28.687	1:48.407
99	28.777	1:49.390
88	45.531	1:50.636
54	45.819	1:50.112
17	46.261	1:50.937
69	46.447	1:50.988
16	46.720	1:50.508
48	53.917	1:50.312
35	1:05.687	1:52.016
57	1:05.848	1:51.117
39	1:06.171	1:51.202
66	1:07.546	1:51.964
77	1:23.523	1:53.446
41	1:23.584	1:53.422
18	1:23.816	1:53.504
37	1:27.546	1:53.308
27	1:38.923	1:54.858

LAP 11 @ 15:14:16.135		
NO	BEHIND	LAP TIME

96		1:45.940
45	0.096	1:45.772
11	0.232	1:46.047
64	0.966	1:45.432
1	11.568	1:47.286
7	11.830	1:47.301
70	12.450	1:46.916
19	29.634	1:47.798
72	29.757	1:47.780
99	32.253	1:49.416
71	32.577	1:49.830
54	49.989	1:50.110
88	50.678	1:51.087
69	51.036	1:50.529
17	51.272	1:50.951
16	51.398	1:50.618
48	58.069	1:50.092
39	1:12.786	1:52.555
57	1:13.133	1:53.225
66	1:14.498	1:52.892

Oulton Park International
 Circuit Length = 2.6920 miles
 Start: 14:54 Flag 15:19 End: 15:21

Weather / Track : Cloudy / Dry

MCRCB BULLETIN TK245

2019 Bennetts British Superbike Championship - Dickies Round 2

2019 HEL Performance British Motostar Championship

RACE 8 - LAP CHART

77	1:31.446	1:53.863	18	1 Lap	1:52.724
18	1:31.562	1:53.686	77	1 Lap	1:53.137
41	1:31.972	1:54.328	41	1 Lap	1:53.427
37	1:34.292	1:52.686	37	1 Lap	1:53.811

LAP 12 @ 15:16:01.471

NO	BEHIND	LAP TIME	NO	BEHIND	LAP TIME
96		1:45.336	72	38.954	1:48.260
45	0.104	1:45.344	99	44.377	1:48.754
11	0.212	1:45.316	71	46.875	1:50.306
64	0.761	1:45.131	54	1:04.133	1:49.778
27	1 Lap	1:55.054	17	1:04.739	1:49.653
7	13.803	1:47.309	69	1:04.848	1:49.705
1	13.953	1:47.721	16	1:06.037	1:50.086
70	14.142	1:47.028	88	1:15.553	2:00.904
19	32.308	1:48.010	48	1:15.671	1:51.752
72	32.398	1:47.977	57	1:33.020	1:51.737
99	36.677	1:49.760	39	1:33.205	1:51.528
71	37.111	1:49.870	66	1:38.192	1:53.224
54	54.450	1:49.797			
88	54.927	1:49.585			
17	55.645	1:49.709			
69	56.307	1:50.607			
16	56.482	1:50.420			
48	1:03.101	1:50.368			
57	1:19.655	1:51.858			
39	1:19.745	1:52.295			
66	1:22.428	1:53.266			
77	1:39.534	1:53.424			
18	1:39.691	1:53.465			
41	1:40.069	1:53.433			
37	1:42.300	1:53.344			

LAP 13 @ 15:17:46.607

NO	BEHIND	LAP TIME
96		1:45.136
11	0.098	1:45.022
64	0.389	1:44.764
45	0.452	1:45.484
27	1 Lap	1:54.409
1	16.166	1:47.349
70	16.297	1:47.291
7	16.553	1:47.886
19	35.747	1:48.575
72	35.841	1:48.579
99	40.770	1:49.229
71	41.716	1:49.741
54	59.502	1:50.188
88	59.796	1:50.005
17	1:00.233	1:49.724
69	1:00.290	1:49.119
16	1:01.098	1:49.752
48	1:09.066	1:51.101
57	1:26.430	1:51.911
39	1:26.824	1:52.215
66	1:30.115	1:52.823

LAP 14 @ 15:19:31.754

NO	BEHIND	LAP TIME
96		1:45.147
11	0.621	1:45.670
45	0.747	1:45.442
64	0.770	1:45.528

Weather / Track : Cloudy / Dry

Oulton Park International
Circuit Length = 2.6920 miles
Start: 14:54 Flag 15:19 End: 15:21

MCRCB BULLETIN TK246

2019 Bennetts British Superbike Championship - Dickies Round 2

2019 HEL Performance British Motostar Championship

RACE 8 - POSITION CHART

No	Name	Lap														
		Pos	1	2	3	4	5	6	7	8	9	10	11	12	13	14
45	SWANN	1	14	11	11	11	96	96	96	96	96	96	96	96	96	96
96	PAASCH	2	45	96	96	96	11	11	11	11	11	11	45	45	11	11
14	NIXON	3	96	45	45	45	45	45	45	45	45	45	11	11	64	45
64	DURHAM	4	11	64	64	64	64	64	64	64	64	64	64	64	45	64
1	RODRIGUEZ	5	1	1	1	1	1	1	1	1	1	1	1	7	1	7
70	WHATLEY	6	64	70	70	7	7	7	7	7	7	7	7	1	70	70
11	JONES	7	70	7	7	70	70	70	70	70	70	70	70	70	7	19
7	BEST	8	99	99	99	99	99	99	99	99	19	19	19	19	19	72
72	HORSMAN	9	7	19	19	19	19	19	19	19	99	72	72	72	72	99
19	OGDEN	10	19	71	72	72	72	72	72	72	72	71	99	99	99	71
99	DAVIS	11	72	72	71	71	71	71	71	71	71	99	71	71	71	54
71	FARRER	12	71	69	69	69	69	69	69	69	88	88	54	54	54	17
54	BURMAN	13	16	16	17	17	17	17	17	17	17	54	88	88	88	69
17	BOURNE	14	69	17	16	16	16	88	88	88	69	17	69	17	17	16
48	PINFOLD	15	17	88	88	88	88	16	54	54	54	69	17	69	69	88
16	CLARIDGE	16	88	54	54	54	54	54	16	16	16	16	16	16	16	48
69	IRWIN	17	54	39	66	48	48	48	48	48	48	48	48	48	48	57
88	LEIGH	18	39	66	57	57	57	57	35	35	35	35	39	57	57	39
35	KNIGHT	19	66	57	39	66	66	35	39	39	57	57	57	39	39	66
39	SELLORS	20	35	35	48	39	39	39	57	57	39	39	66	66	66	
77	LYONS	21	57	48	35	35	35	66	66	66	66	66	77	77	18	
37	TINKER	22	18	77	77	77	77	18	77	77	77	77	18	18	77	
66	THOMAS	23	37	18	37	37	18	77	41	41	41	41	41	41	41	
57	HIATT	24	77	37	18	18	37	41	18	18	18	18	37	37	37	
18	FIELDHOUSE	25	48	41	41	41	41	37	37	37	37	37	27	27	27	
27	BEACH	26	41	56	56	27	27	27	27	27	27	27				
41	TINKER	27	56	27	27											
56	WILSON	28	27													

Weather / Track : Cloudy / Dry

Oulton Park International
 Circuit Length = 2.6920 miles
 Start: 14:54 Flag 15:19 End: 15:21

Results can be found at www.tsl-timing.com

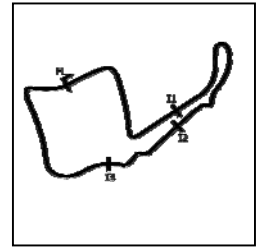
Printed - 15:23 Monday, 06 May 2019

MCRCB BULLETIN TK247

2019 Bennetts British Superbike Championship - Dickies Round 2

2019 HEL Performance British Motostar Championship

RACE 8 - SECTOR ANALYSIS



SECTOR 1 = FL to I1, SECTOR 2 = I1 to I2 SECTOR 3 = I2 to I3, SECTOR 4 = I3 to FL, DIFF = Difference To Personal Best Lap, P = Crossed Finish Line in Pit Lane, D = Time Disallowed

P1 96		Brandon PAASCH				KTM - FPW Racing						
IDEAL LAP TIME : 1:44.877		BEST LAP TIME : 1:45.136				DIFFERENCE : 0.259						
LAP	SECTOR 1	SECTOR 2		SECTOR 3		SECTOR 4		LAP TIME	MPH	DIFF	TIME OF DAY	
1 -		122.2	30.083	95.7	21.266	110.5	29.255	116.3	1:51.368	87.01	6.232	14:56:37.238
2 -	26.178	123.3	29.640	97.2	20.982	110.3	29.172	116.3	1:45.972	91.45	0.836	14:58:23.210
3 -	26.016	123.1	29.420	97.2	20.821	110.5	29.071	116.1	1:45.328	92.01	0.192	15:00:08.538
4 -	26.106	123.5	29.396	96.0	20.860	110.1	28.937	116.3	1:45.299 (3)	92.03	0.163	15:01:53.837
5 -	25.980	122.6	29.731	96.1	20.934	109.1	29.241	115.9	1:45.886	91.52	0.750	15:03:39.723
6 -	26.286	122.6	29.584	96.1	20.926	109.2	29.355	115.5	1:46.151	91.29	1.015	15:05:25.874
7 -	26.354	121.7	29.577	95.7	20.996	108.9	29.092	116.5	1:46.019	91.41	0.883	15:07:11.893
8 -	26.384	121.5	29.720	96.5	20.871	109.1	29.202	115.1	1:46.177	91.27	1.041	15:08:58.070
9 -	26.294	123.3	29.731	95.8	20.902	109.1	29.031	116.3	1:45.958	91.46	0.822	15:10:44.028
10 -	26.208	123.3	29.722	95.7	20.821	109.1	29.416	115.1	1:46.167	91.28	1.031	15:12:30.195
11 -	26.255	122.2	29.717	96.1	20.876	108.7	29.092	116.1	1:45.940	91.47	0.804	15:14:16.135
12 -	26.049	122.4	29.329	97.2	20.809	109.2	29.149	115.7	1:45.336	92.00	0.200	15:16:01.471
13 -	26.102	123.8	29.258	96.2	20.774	109.2	29.002	116.1	1:45.136 (1)	92.17		15:17:46.607
14 -	25.948	124.7	29.321	96.5	20.981	109.2	28.897	115.7	1:45.147 (2)	92.16	0.011	15:19:31.754

P2 11		Dan JONES				KTM - City Lifting/RS Racing						
IDEAL LAP TIME : 1:44.785		BEST LAP TIME : 1:45.022				DIFFERENCE : 0.237						
LAP	SECTOR 1	SECTOR 2		SECTOR 3		SECTOR 4		LAP TIME	MPH	DIFF	TIME OF DAY	
1 -		125.9	30.228	99.7	21.322	112.4	28.873	119.4	1:51.477	86.93	6.455	14:56:37.347
2 -	26.047	125.9	29.398	98.9	21.064	111.2	28.940	118.3	1:45.449	91.90	0.427	14:58:22.796
3 -	25.873	123.8	29.543	98.3	21.141	110.5	28.968	117.5	1:45.525	91.83	0.503	15:00:08.321
4 -	25.851	125.4	29.374	97.9	21.168	110.5	28.903	116.1	1:45.296 (2)	92.03	0.274	15:01:53.617
5 -	26.243	121.5	29.800	98.8	21.044	111.6	29.119	118.5	1:46.206	91.25	1.184	15:03:39.823
6 -	26.256	121.7	29.690	98.2	20.896	112.4	29.310	117.5	1:46.152	91.29	1.130	15:05:25.975
7 -	26.356	120.9	29.561	99.2	21.040	112.0	29.153	118.9	1:46.110	91.33	1.088	15:07:12.085
8 -	26.326	117.3	29.777	100.0	21.017	112.0	29.068	118.3	1:46.188	91.26	1.166	15:08:58.273
9 -	26.160	121.5	29.792	96.9	20.931	111.4	29.068	118.3	1:45.951	91.46	0.929	15:10:44.224
10 -	26.063	124.7	29.807	97.6	20.900	111.2	29.326	116.7	1:46.096	91.34	1.074	15:12:30.320
11 -	26.243	120.4	29.809	99.1	20.982	112.2	29.013	119.1	1:46.047	91.38	1.025	15:14:16.367
12 -	25.988	124.2	29.364	100.0	21.117	112.0	28.847	119.1	1:45.316 (3)	92.02	0.294	15:16:01.683
13 -	25.953	123.1	29.248	98.3	20.839	112.0	28.982	117.9	1:45.022 (1)	92.27		15:17:46.705
14 -	25.885	124.7	29.431	98.2	20.988	111.8	29.366	116.7	1:45.670	91.71	0.648	15:19:32.375

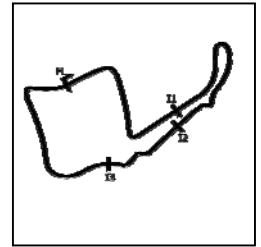
P3 45		Scott SWANN				IFS KTM - IFS Team Swann Racing						
IDEAL LAP TIME : 1:44.934		BEST LAP TIME : 1:45.344				DIFFERENCE : 0.410						
LAP	SECTOR 1	SECTOR 2		SECTOR 3		SECTOR 4		LAP TIME	MPH	DIFF	TIME OF DAY	
1 -		119.6	30.079	97.3	21.065	108.2	29.149	114.9	1:51.081	87.24	5.737	14:56:36.951
2 -	26.471	119.8	29.766	98.6	21.047	109.4	29.217	115.5	1:46.501	90.99	1.157	14:58:23.452
3 -	26.343	120.6	29.481	96.9	20.900	108.7	29.031	114.5	1:45.755	91.63	0.411	15:00:09.207
4 -	26.138	121.3	29.390	96.5	20.713	108.7	29.213	113.3	1:45.454	91.90	0.110	15:01:54.661
5 -	26.113	121.3	29.359	96.4	20.858	109.4	29.040	116.3	1:45.370 (2)	91.97	0.026	15:03:40.031
6 -	26.336	121.5	29.507	98.3	20.897	110.7	29.500	115.7	1:46.240	91.22	0.896	15:05:26.271
7 -	26.194	123.3	29.590	97.1	21.038	110.1	29.241	116.5	1:46.063	91.37	0.719	15:07:12.334
8 -	26.140	122.6	29.578	98.1	20.871	107.8	29.411	113.9	1:46.000	91.42	0.656	15:08:58.334
9 -	26.389	121.7	29.649	97.1	21.002	109.4	29.096	116.1	1:46.136	91.31	0.792	15:10:44.470
10 -	26.101	122.9	29.629	97.8	20.913	110.3	29.346	115.7	1:45.989	91.43	0.645	15:12:30.459
11 -	26.181	123.8	29.601	98.1	20.889	109.1	29.101	116.5	1:45.772	91.62	0.428	15:14:16.231
12 -	26.070	122.2	29.255	98.6	20.955	108.4	29.064	116.3	1:45.344 (1)	91.99		15:16:01.575
13 -	26.316	123.5	29.431	98.6	20.751	110.9	28.986	116.3	1:45.484	91.87	0.140	15:17:47.059
14 -	26.088	122.0	29.489	96.5	20.969	109.1	28.896	116.5	1:45.442 (3)	91.91	0.098	15:19:32.501

P4 64		Asher DURHAM				Mahindra - Microlise Cresswell Racing						
IDEAL LAP TIME : 1:44.482		BEST LAP TIME : 1:44.764				DIFFERENCE : 0.282						
LAP	SECTOR 1	SECTOR 2		SECTOR 3		SECTOR 4		LAP TIME	MPH	DIFF	TIME OF DAY	
1 -		123.5	30.173	98.2	21.396	109.8	29.405	116.7	1:52.310	86.29	7.546	14:56:38.180
2 -	26.646	122.4	29.610	97.2	20.937	109.1	29.184	116.3	1:46.377	91.10	1.613	14:58:24.557
3 -	26.422	122.0	29.518	97.2	21.106	108.5	29.115	115.1	1:46.161	91.28	1.397	15:00:10.718

Weather / Track : Cloudy / Dry

Oulton Park International
Circuit Length = 2.6920 miles
Start: 14:54 Flag 15:19 End: 15:21

RACE 8 - SECTOR ANALYSIS



SECTOR 1 = FL to I1, SECTOR 2 = I1 to I2 SECTOR 3 = I2 to I3, SECTOR 4 = I3 to FL, DIFF = Difference To Personal Best Lap, P = Crossed Finish Line in Pit Lane, D = Time Disallowed

4 -	26.531	122.4	29.419	96.8	21.015	108.2	29.222	114.1	1:46.187	91.26	1.423	15:01:56.905
5 -	26.496	122.2	29.314	96.2	21.057	108.7	29.135	115.3	1:46.002	91.42	1.238	15:03:42.907
6 -	26.331	123.1	29.412	96.6	21.042	108.0	29.100	115.5	1:45.885	91.52	1.121	15:05:28.792
7 -	26.427	120.6	29.341	96.6	21.021	108.5	29.069	116.1	1:45.858	91.55	1.094	15:07:14.650
8 -	26.311	121.5	29.422	95.0	20.992	108.5	29.035	114.7	1:45.760	91.63	0.996	15:09:00.410
9 -	26.434	122.4	29.262	96.5	20.905	109.1	28.998	115.1	1:45.599	91.77	0.835	15:10:46.009
10 -	26.402	122.0	29.259	96.6	20.969	109.1	29.030	115.5	1:45.660	91.72	0.896	15:12:31.669
11 -	26.244	122.0	29.401	97.6	20.707	109.8	29.080	115.1	1:45.432 (3)	91.91	0.668	15:14:17.101
12 -	26.093	122.4	29.158	98.1	20.941	109.8	28.939	116.9	1:45.131 (2)	92.18	0.367	15:16:02.232
13 -	25.979	124.5	28.857	98.5	20.850	110.3	29.078	116.7	1:44.764 (1)	92.50		15:17:46.996
14 -	26.226	124.2	28.988	98.3	21.133	108.7	29.181	118.5	1:45.528	91.83	0.764	15:19:32.524

P5	7	Edmund BEST					KTM - SymCirrus Motorsport					
IDEAL LAP TIME : 1:46.151			BEST LAP TIME : 1:46.334			DIFFERENCE : 0.183						
LAP	SECTOR 1	SECTOR 2	SECTOR 3	SECTOR 4	LAP TIME	MPH	DIFF	TIME OF DAY				
1 -	120.6	30.471	96.1	21.676	106.3	29.638	114.3	1:53.606	85.30	7.272	14:56:39.476	
2 -	26.662	121.1	29.958	96.6	21.317	108.9	29.588	114.3	1:47.525	90.13	1.191	14:58:27.001
3 -	26.371	120.0	29.634	95.7	21.008	107.8	29.321	114.5	1:46.334 (1)	91.14		15:00:13.335
4 -	26.383	122.0	29.789	95.5	21.129	108.2	29.482	112.5	1:46.783	90.75	0.449	15:02:00.118
5 -	26.379	119.8	29.687	94.5	21.154	106.6	29.495	113.7	1:46.715	90.81	0.381	15:03:46.833
6 -	26.343	119.8	29.593	95.1	21.069	107.0	29.542	114.3	1:46.547 (3)	90.95	0.213	15:05:33.380
7 -	26.387	119.4	29.703	94.7	21.106	106.8	29.690	114.3	1:46.886	90.66	0.552	15:07:20.266
8 -	26.332	119.4	29.640	94.6	21.110	107.0	29.597	113.3	1:46.679	90.84	0.345	15:09:06.945
9 -	26.471	120.4	29.940	91.0	21.252	107.0	29.555	113.7	1:47.218	90.38	0.884	15:10:54.163
10 -	26.337	121.1	29.490	95.4	21.162	108.2	29.512	114.5	1:46.501 (2)	90.99	0.167	15:12:40.664
11 -	26.464	121.1	29.892	95.7	21.282	107.2	29.663	114.3	1:47.301	90.31	0.967	15:14:27.965
12 -	26.581	119.6	29.808	95.0	21.377	106.3	29.543	113.9	1:47.309	90.31	0.975	15:16:15.274
13 -	26.358	119.8	29.673	95.0	21.881	105.6	29.974	114.1	1:47.886	89.82	1.552	15:18:03.160
14 -	26.937	115.7	29.638	96.1	21.543	107.5	29.766	113.5	1:47.884	89.83	1.550	15:19:51.044

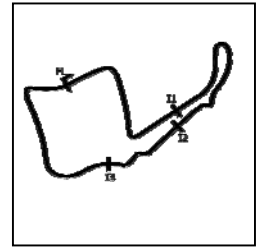
P6	70	Joshua WHATLEY					KTM - KRP					
IDEAL LAP TIME : 1:46.370			BEST LAP TIME : 1:46.578			DIFFERENCE : 0.208						
LAP	SECTOR 1	SECTOR 2	SECTOR 3	SECTOR 4	LAP TIME	MPH	DIFF	TIME OF DAY				
1 -	124.7	30.464	98.1	21.450	110.0	29.496	116.1	1:52.845	85.88	6.267	14:56:38.715	
2 -	26.576	125.4	30.136	98.1	21.077	110.5	29.552	115.3	1:47.341	90.28	0.763	14:58:26.056
3 -	26.607	123.8	29.954	97.8	20.948	110.5	29.483	115.9	1:46.992	90.57	0.414	15:00:13.048
4 -	26.426	124.2	29.865	97.3	21.132	109.1	29.732	115.1	1:47.155	90.44	0.577	15:02:00.203
5 -	26.644	123.1	29.810	97.8	20.981	110.7	29.427	116.5	1:46.862 (3)	90.68	0.284	15:03:47.065
6 -	26.457	124.9	29.751	98.1	21.004	110.5	29.442	115.9	1:46.654 (2)	90.86	0.076	15:05:33.719
7 -	26.250	123.1	29.865	97.1	21.262	107.7	29.765	116.7	1:47.142	90.45	0.564	15:07:20.861
8 -	26.363	122.6	29.874	96.8	21.241	109.8	29.639	115.3	1:47.117	90.47	0.539	15:09:07.978
9 -	26.516	123.3	29.953	97.1	21.093	109.2	29.551	116.1	1:47.113	90.47	0.535	15:10:55.091
10 -	26.337	124.2	29.801	96.6	20.989	110.3	29.451	115.5	1:46.578 (1)	90.93		15:12:41.669
11 -	26.325	123.1	29.947	97.8	21.029	110.5	29.615	116.3	1:46.916	90.64	0.338	15:14:28.585
12 -	26.254	124.0	29.768	99.2	21.207	108.4	29.799	117.3	1:47.028	90.54	0.450	15:16:15.613
13 -	26.244	124.2	29.813	97.1	21.659	106.0	29.575	116.5	1:47.291	90.32	0.713	15:18:02.904
14 -	26.780	122.2	29.798	98.1	21.465	104.5	30.147	115.9	1:48.190	89.57	1.612	15:19:51.094

P7	19 S	Scott OGDEN					Honda - Premium Motorhomes Scott Ogden Racing					
IDEAL LAP TIME : 1:47.469			BEST LAP TIME : 1:47.798			DIFFERENCE : 0.329						
LAP	SECTOR 1	SECTOR 2	SECTOR 3	SECTOR 4	LAP TIME	MPH	DIFF	TIME OF DAY				
1 -	116.5	30.510	93.4	21.509	104.3	29.672	111.1	1:53.899	85.08	6.101	14:56:39.769	
2 -	26.784	117.3	29.834	93.5	21.443	103.8	29.751	110.9	1:47.812 (2)	89.89	0.014	14:58:27.581
3 -	26.817	115.9	29.899	93.3	21.536	102.9	29.729	110.0	1:47.981 (3)	89.75	0.183	15:00:15.562
4 -	26.732	116.1	29.890	92.4	21.561	102.4	29.897	109.1	1:48.080	89.66	0.282	15:02:03.642
5 -	27.121	115.5	30.148	91.9	21.528	103.4	29.789	109.6	1:48.586	89.25	0.788	15:03:52.228
6 -	26.930	116.7	29.917	92.4	21.522	103.4	30.079	110.1	1:48.448	89.36	0.650	15:05:40.676
7 -	27.225	116.5	30.417	92.6	21.840	102.6	30.335	109.8	1:49.817	88.24	2.019	15:07:30.493
8 -	27.195	115.3	30.441	92.0	21.537	104.2	30.265	108.9	1:49.438	88.55	1.640	15:09:19.931
9 -	26.944	116.7	30.468	92.1	21.748	101.2	30.322	107.3	1:49.482	88.51	1.684	15:11:09.413
10 -	26.899	114.9	30.414	87.4	21.475	101.2	29.770	108.2	1:48.558	89.27	0.760	15:12:57.971
11 -	26.852	114.3	29.903	91.3	21.231	101.8	29.812	108.7	1:47.798 (1)	89.90		15:14:45.769

Weather / Track : Cloudy / Dry

Oulton Park International
 Circuit Length = 2.6920 miles
 Start: 14:54 Flag 15:19 End: 15:21

RACE 8 - SECTOR ANALYSIS



SECTOR 1 = FL to I1, SECTOR 2 = I1 to I2 SECTOR 3 = I2 to I3, SECTOR 4 = I3 to FL, DIFF = Difference To Personal Best Lap, P = Crossed Finish Line in Pit Lane, D = Time Disallowed

12 -	26.924	114.1	30.041	91.5	21.284	101.8	29.761	109.6	1:48.010	89.72	0.212	15:16:33.779
13 -	27.222	111.1	30.082	92.9	21.450	103.5	29.821	109.1	1:48.575	89.25	0.777	15:18:22.354
14 -	26.986	114.5	30.044	90.8	21.434	102.1	29.794	109.2	1:48.258	89.52	0.460	15:20:10.612

P8		72 S		Cameron HORSMAN				Honda - SP125 / Nova Racing				
IDEAL LAP TIME : 1:47.537		BEST LAP TIME : 1:47.780				DIFFERENCE : 0.243						
LAP	SECTOR 1	SECTOR 2	SECTOR 3	SECTOR 4	LAP TIME	MPH	DIFF	TIME OF DAY				
1 -		116.1	30.562	91.9	21.566	103.2	29.960	109.6	1:55.061	84.22	7.281	14:56:40.931
2 -	27.128	116.3	30.297	91.6	21.515	105.1	30.098	111.4	1:49.038	88.88	1.258	14:58:29.969
3 -	27.121	113.9	29.950	92.3	21.560	101.9	29.932	109.6	1:48.563	89.26	0.783	15:00:18.532
4 -	27.027	115.5	30.241	91.6	21.592	101.8	30.116	108.5	1:48.976	88.93	1.196	15:02:07.508
5 -	27.222	115.1	30.095	91.4	21.514	102.4	29.889	109.1	1:48.720	89.14	0.940	15:03:56.228
6 -	27.071	115.5	30.218	91.5	21.471	102.4	29.947	109.2	1:48.707	89.15	0.927	15:05:44.935
7 -	27.021	115.1	30.254	91.6	21.480	102.2	29.829	109.4	1:48.584	89.25	0.804	15:07:33.519
8 -	27.129	115.7	30.051	91.6	21.405	102.9	29.717	108.7	1:48.302	89.48	0.522	15:09:21.821
9 -	26.960	115.3	30.141	91.8	21.366	102.7	29.693	110.1	1:48.160	89.60	0.380	15:11:09.981
10 -	27.046	117.5	30.082	91.6	21.294	103.5	29.709	110.5	1:48.131 (3)	89.62	0.351	15:12:58.112
11 -	26.800	117.3	30.057	92.5	21.257	102.9	29.666	110.1	1:47.780 (1)	89.91		15:14:45.892
12 -	26.869	115.7	30.307	92.4	21.121	103.8	29.680	109.2	1:47.977 (2)	89.75	0.197	15:16:33.869
13 -	27.077	113.7	29.994	91.9	21.451	101.6	30.057	109.4	1:48.579	89.25	0.799	15:18:22.448
14 -	26.984	114.5	30.138	92.5	21.294	102.7	29.844	108.9	1:48.260	89.51	0.480	15:20:10.708

P9		99		Jamie DAVIS				KTM - FPW Racing				
IDEAL LAP TIME : 1:47.429		BEST LAP TIME : 1:47.429				DIFFERENCE : 0.000						
LAP	SECTOR 1	SECTOR 2	SECTOR 3	SECTOR 4	LAP TIME	MPH	DIFF	TIME OF DAY				
1 -		123.8	30.288	97.9	21.304	108.2	29.653	114.7	1:53.345	85.50	5.916	14:56:39.215
2 -	26.310	124.2	30.438	96.8	21.321	108.4	30.001	115.5	1:48.070 (2)	89.67	0.641	14:58:27.855
3 -	26.246	122.9	30.287	96.6	21.294	108.9	29.602	114.7	1:47.429 (1)	90.21		15:00:14.714
4 -	26.392	120.9	30.421	95.8	21.604	107.7	29.970	112.9	1:48.387 (3)	89.41	0.958	15:02:03.101
5 -	26.796	122.2	30.661	94.5	21.395	107.5	29.900	114.1	1:48.752	89.11	1.323	15:03:51.853
6 -	26.547	120.9	30.308	95.4	21.484	107.2	30.239	113.3	1:48.578	89.25	1.149	15:05:40.431
7 -	27.025	118.7	30.702	94.2	21.769	106.5	30.344	113.3	1:49.840	88.23	2.411	15:07:30.271
8 -	26.966	119.6	30.669	93.8	21.575	106.8	30.183	113.7	1:49.393	88.59	1.964	15:09:19.664
9 -	26.725	120.6	30.823	94.5	21.809	106.1	30.561	113.9	1:49.918	88.16	2.489	15:11:09.582
10 -	27.026	119.1	30.665	95.7	21.492	108.0	30.207	113.3	1:49.390	88.59	1.961	15:12:58.972
11 -	26.982	121.5	30.483	95.3	21.609	106.8	30.342	112.5	1:49.416	88.57	1.987	15:14:48.388
12 -	27.123	118.5	30.672	95.1	21.600	107.5	30.365	113.7	1:49.760	88.29	2.331	15:16:38.148
13 -	27.090	118.1	30.471	95.5	21.440	107.5	30.228	114.7	1:49.229	88.72	1.800	15:18:27.377
14 -	26.588	120.2	30.505	95.1	21.534	107.5	30.127	114.1	1:48.754	89.11	1.325	15:20:16.131

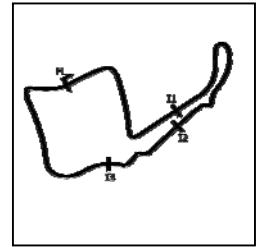
P10		71 S		Charlie FARRER				Honda - Banks Racing/MotoEngineering				
IDEAL LAP TIME : 1:48.073		BEST LAP TIME : 1:48.128				DIFFERENCE : 0.055						
LAP	SECTOR 1	SECTOR 2	SECTOR 3	SECTOR 4	LAP TIME	MPH	DIFF	TIME OF DAY				
1 -		115.9	30.385	92.9	21.450	103.8	29.948	110.7	1:55.350	84.01	7.222	14:56:41.220
2 -	26.887	119.1	30.312	93.4	21.354	103.0	30.081	109.6	1:48.634	89.21	0.506	14:58:29.854
3 -	27.300	114.3	30.217	92.5	21.418	104.0	29.886	110.5	1:48.821	89.05	0.693	15:00:18.675
4 -	27.036	117.7	30.238	92.6	21.507	103.0	30.291	109.2	1:49.072	88.85	0.944	15:02:07.747
5 -	27.066	115.7	30.211	91.9	21.558	103.5	29.850	110.3	1:48.685	89.16	0.557	15:03:56.432
6 -	27.119	116.7	30.155	91.9	21.408	104.2	30.119	109.8	1:48.801	89.07	0.673	15:05:45.233
7 -	27.023	116.1	30.242	91.6	21.455	103.7	30.044	109.6	1:48.764	89.10	0.636	15:07:33.997
8 -	26.981	116.3	30.132	91.4	21.409	102.7	29.828	109.4	1:48.350 (2)	89.44	0.222	15:09:22.347
9 -	26.781	117.5	30.110	91.5	21.404	103.0	29.833	110.0	1:48.128 (1)	89.62		15:11:10.475
10 -	26.893	116.9	30.162	92.9	21.474	104.3	29.878	108.7	1:48.407 (3)	89.39	0.279	15:12:58.882
11 -	27.111	115.7	30.692	92.4	21.568	103.2	30.459	107.8	1:49.830	88.23	1.702	15:14:48.712
12 -	27.287	115.7	30.436	92.0	21.703	101.3	30.444	108.0	1:49.870	88.20	1.742	15:16:38.582
13 -	27.250	116.7	30.556	91.3	21.598	101.9	30.337	109.1	1:49.741	88.31	1.613	15:18:28.323
14 -	27.467	115.9	30.633	90.9	21.649	101.8	30.557	108.4	1:50.306	87.85	2.178	15:20:18.629

MCRCB BULLETIN TK247

2019 Bennetts British Superbike Championship - Dickies Round 2

2019 HEL Performance British Motostar Championship

RACE 8 - SECTOR ANALYSIS



SECTOR 1 = FL to I1, SECTOR 2 = I1 to I2 SECTOR 3 = I2 to I3, SECTOR 4 = I3 to FL, DIFF = Difference To Personal Best Lap, P = Crossed Finish Line in Pit Lane, D = Time Disallowed

P11 54		Sam BURMAN				KTM - TeamWNT Burman Racing						
IDEAL LAP TIME : 1:49.275		BEST LAP TIME : 1:49.459				DIFFERENCE : 0.184						
LAP	SECTOR 1	SECTOR 2		SECTOR 3		SECTOR 4		LAP TIME	MPH	DIFF	TIME OF DAY	
1 -		120.9	31.106	97.6	22.067	107.8	30.780	114.7	1:58.101	82.05	8.642	14:56:43.971
2 -	27.656	123.3	30.926	97.9	21.978	108.5	30.378	115.3	1:50.938	87.35	1.479	14:58:34.909
3 -	27.482	122.2	30.649	97.2	21.946	108.7	30.134	115.3	1:50.211	87.93	0.752	15:00:25.120
4 -	27.393	121.3	30.748	96.9	22.019	109.2	30.300	114.7	1:50.460	87.73	1.001	15:02:15.580
5 -	27.191	122.2	30.464	96.4	21.924	109.6	30.162	116.3	1:49.741	(3) 88.31	0.282	15:04:05.321
6 -	27.531	122.4	30.596	97.6	21.836	109.4	30.487	116.1	1:50.450	87.74	0.991	15:05:55.771
7 -	27.085	122.4	30.451	97.5	21.867	109.6	30.056	116.1	1:49.459	(1) 88.53		15:07:45.230
8 -	27.248	122.6	30.663	97.2	21.712	108.7	30.086	115.5	1:49.709	(2) 88.33	0.250	15:09:34.939
9 -	27.376	123.3	30.922	96.8	22.164	103.8	30.501	116.3	1:50.963	87.33	1.504	15:11:25.902
10 -	27.224	122.4	30.916	97.3	21.746	108.0	30.226	115.5	1:50.112	88.01	0.653	15:13:16.014
11 -	27.266	120.9	30.664	97.2	22.029	108.2	30.151	115.5	1:50.110	88.01	0.651	15:15:06.124
12 -	27.119	121.1	30.538	96.9	21.841	108.0	30.299	115.5	1:49.797	88.26	0.338	15:16:55.921
13 -	27.121	120.4	30.920	96.4	21.980	108.2	30.167	116.1	1:50.188	87.95	0.729	15:18:46.109
14 -	27.056	122.2	30.645	96.9	21.920	108.4	30.157	116.1	1:49.778	88.28	0.319	15:20:35.887

P12 17 S		Franco BOURNE				Honda - Franco Bourne / SP125						
IDEAL LAP TIME : 1:48.963		BEST LAP TIME : 1:49.653				DIFFERENCE : 0.690						
LAP	SECTOR 1	SECTOR 2		SECTOR 3		SECTOR 4		LAP TIME	MPH	DIFF	TIME OF DAY	
1 -		114.9	30.799	90.5	21.845	102.4	30.224	108.5	1:56.684	83.05	7.031	14:56:42.554
2 -	27.316	115.3	30.643	91.0	21.789	101.9	30.454	108.5	1:50.202	87.94	0.549	14:58:32.756
3 -	27.428	115.5	30.548	90.1	21.663	101.2	30.102	106.8	1:49.741	88.31	0.088	15:00:22.497
4 -	27.323	114.7	30.471	90.1	21.802	101.0	30.672	107.7	1:50.268	87.88	0.615	15:02:12.765
5 -	27.635	114.3	30.912	90.6	22.122	100.1	30.990	105.8	1:51.659	86.79	2.006	15:04:04.424
6 -	27.598	112.2	30.375	89.8	21.619	100.7	30.549	107.0	1:50.141	87.98	0.488	15:05:54.565
7 -	27.518	113.3	30.349	89.8	21.573	101.2	30.494	107.8	1:49.934	88.15	0.281	15:07:44.499
8 -	27.454	112.9	30.269	89.9	21.776	100.4	30.431	106.6	1:49.930	88.15	0.277	15:09:34.429
9 -	27.340	114.5	31.044	90.3	22.413	99.5	30.293	106.1	1:51.090	87.23	1.437	15:11:25.519
10 -	27.596	113.5	30.908	89.3	22.156	100.9	30.277	106.3	1:50.937	87.35	1.284	15:13:16.456
11 -	27.354	114.7	31.551	91.9	21.485	102.9	30.561	107.5	1:50.951	87.34	1.298	15:15:07.407
12 -	27.260	115.3	30.811	88.7	21.601	100.4	30.037	107.3	1:49.709	(2) 88.33	0.056	15:16:57.116
13 -	27.376	114.7	30.369	89.4	21.688	100.7	30.291	106.5	1:49.724	(3) 88.32	0.071	15:18:46.840
14 -	27.217	115.5	30.224	89.9	21.906	99.7	30.306	105.3	1:49.653	(1) 88.38		15:20:36.493

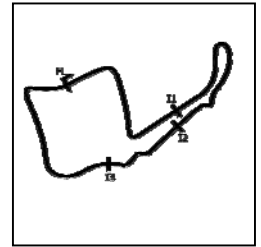
P13 69 S		Rhys IRWIN				Honda - Ready 4 Racing						
IDEAL LAP TIME : 1:49.018		BEST LAP TIME : 1:49.119				DIFFERENCE : 0.101						
LAP	SECTOR 1	SECTOR 2		SECTOR 3		SECTOR 4		LAP TIME	MPH	DIFF	TIME OF DAY	
1 -		114.3	30.754	91.0	21.974	101.5	30.219	108.0	1:56.501	83.18	7.382	14:56:42.371
2 -	27.158	115.5	30.450	90.0	21.862	100.6	30.429	107.3	1:49.899	(3) 88.18	0.780	14:58:32.270
3 -	27.520	113.3	30.456	90.6	21.806	100.4	30.183	106.6	1:49.965	88.13	0.846	15:00:22.235
4 -	27.376	112.7	30.318	89.5	22.091	100.3	30.564	106.1	1:50.349	87.82	1.230	15:02:12.584
5 -	27.688	111.8	30.885	89.1	22.208	100.0	30.730	106.3	1:51.511	86.90	2.392	15:04:04.095
6 -	27.600	111.8	30.323	89.8	21.750	99.4	30.573	107.0	1:50.246	87.90	1.127	15:05:54.341
7 -	27.397	112.7	30.360	89.1	21.788	100.1	30.394	107.3	1:49.939	88.15	0.820	15:07:44.280
8 -	27.337	112.7	30.361	89.0	21.892	100.1	30.315	106.6	1:49.905	88.17	0.786	15:09:34.185
9 -	27.477	111.4	31.022	88.4	22.672	101.6	30.298	107.8	1:51.469	86.94	2.350	15:11:25.654
10 -	27.488	115.1	31.323	90.6	22.132	101.8	30.045	108.7	1:50.988	87.31	1.869	15:13:16.642
11 -	27.210	114.7	30.827	90.5	21.888	100.1	30.604	107.8	1:50.529	87.68	1.410	15:15:07.171
12 -	27.391	112.5	31.003	87.4	21.926	101.5	30.287	108.0	1:50.607	87.61	1.488	15:16:57.778
13 -	27.251	114.5	30.225	90.6	21.654	101.5	29.989	108.7	1:49.119	(1) 88.81		15:18:46.897
14 -	27.191	115.9	30.666	91.0	21.646	101.9	30.202	107.2	1:49.705	(2) 88.33	0.586	15:20:36.602

P14 16 S		Harvey CLARIDGE				Honda - Nova Racing						
IDEAL LAP TIME : 1:49.260		BEST LAP TIME : 1:49.741				DIFFERENCE : 0.481						
LAP	SECTOR 1	SECTOR 2		SECTOR 3		SECTOR 4		LAP TIME	MPH	DIFF	TIME OF DAY	
1 -		115.9	30.578	92.3	22.024	101.9	30.296	106.6	1:56.125	83.45	6.384	14:56:41.995
2 -	27.304	115.5	30.948	91.4	21.792	102.7	30.437	109.4	1:50.481	87.71	0.740	14:58:32.476
3 -	27.512	115.7	30.910	91.4	21.930	102.6	30.135	108.5	1:50.487	87.71	0.746	15:00:22.963

Weather / Track : Cloudy / Dry

Oulton Park International
Circuit Length = 2.6920 miles
Start: 14:54 Flag 15:19 End: 15:21

RACE 8 - SECTOR ANALYSIS



SECTOR 1 = FL to I1, SECTOR 2 = I1 to I2, SECTOR 3 = I2 to I3, SECTOR 4 = I3 to FL, DIFF = Difference To Personal Best Lap, P = Crossed Finish Line in Pit Lane, D = Time Disallowed

4 -	27.197	116.3	30.458	91.5	21.795	101.9	30.464	109.8	1:49.914	(3)	88.17	0.173	15:02:12.877
5 -	27.723	116.3	31.032	91.5	22.058	102.6	30.794	108.7	1:51.607		86.83	1.866	15:04:04.484
6 -	27.825	114.7	30.633	91.3	22.173	101.8	30.267	108.5	1:50.898		87.38	1.157	15:05:55.382
7 -	27.460	114.9	30.832	91.8	21.876	102.2	30.119	109.6	1:50.287		87.87	0.546	15:07:45.669
8 -	27.136	116.5	30.867	91.0	21.633	102.4	30.105	109.1	1:49.741	(1)	88.31		15:09:35.410
9 -	27.252	115.9	30.996	91.5	22.102	102.6	30.647	108.5	1:50.997		87.31	1.256	15:11:26.407
10 -	27.141	116.9	31.107	92.0	22.161	102.7	30.099	108.9	1:50.508		87.69	0.767	15:13:16.915
11 -	27.398	115.7	30.861	92.0	21.567	102.2	30.792	108.5	1:50.618		87.61	0.877	15:15:07.533
12 -	27.279	116.7	30.828	90.9	21.997	102.9	30.316	109.4	1:50.420		87.76	0.679	15:16:57.953
13 -	27.256	116.9	30.493	91.4	21.760	101.9	30.243	108.7	1:49.752	(2)	88.30	0.011	15:18:47.705
14 -	27.275	115.7	30.703	91.0	21.710	101.6	30.398	107.7	1:50.086		88.03	0.345	15:20:37.791

P15	88	Harry LEIGH				KTM - SymCirrus Motorsport							
IDEAL LAP TIME : 1:49.432		BEST LAP TIME : 1:49.585				DIFFERENCE : 0.153							
LAP	SECTOR 1	SECTOR 2	SECTOR 3	SECTOR 4	LAP TIME	MPH	DIFF	TIME OF DAY					
1 -		120.9	31.278	97.2	21.932	106.8	30.484	114.1	1:57.888	82.20	8.303	14:56:43.758	
2 -	27.588	122.4	30.920	96.4	21.567	108.7	30.445	114.5	1:50.520	87.68	0.935	14:58:34.278	
3 -	27.472	122.6	30.909	96.8	21.584	108.5	30.113	114.3	1:50.078	88.04	0.493	15:00:24.356	
4 -	27.624	122.4	30.758	96.5	21.623	108.5	30.164	114.5	1:50.169	87.96	0.584	15:02:14.525	
5 -	27.515	122.2	30.861	96.0	21.665	108.4	30.207	115.3	1:50.248	87.90	0.663	15:04:04.773	
6 -	27.675	122.6	30.630	97.5	21.584	108.9	30.172	115.7	1:50.061	88.05	0.476	15:05:54.834	
7 -	27.617	122.0	30.649	95.8	21.618	108.5	30.031	115.1	1:49.915	(2)	88.17	0.330	15:07:44.749
8 -	27.513	122.6	30.630	96.8	21.626	108.4	30.157	114.3	1:49.926	(3)	88.16	0.341	15:09:34.675
9 -	27.395	123.1	30.911	95.5	21.795	107.7	30.314	113.7	1:50.415		87.77	0.830	15:11:25.090
10 -	27.626	121.3	30.967	95.8	21.694	107.8	30.349	113.5	1:50.636		87.59	1.051	15:13:15.726
11 -	27.653	122.6	30.806	96.6	22.370	104.3	30.258	114.7	1:51.087		87.24	1.502	15:15:06.813
12 -	27.368	121.1	30.550	96.1	21.610	108.7	30.057	114.7	1:49.585	(1)	88.43		15:16:56.398
13 -	27.472	122.0	30.515	96.0	21.735	108.0	30.283	114.1	1:50.005		88.09	0.420	15:18:46.403
14 -	27.319	121.3	32.664	93.2	24.842	75.1	36.079	93.0	2:00.904		80.15	11.319	15:20:47.307

P16	48	Sharni PINFOLD				KTM - City Lifting/RS Racing							
IDEAL LAP TIME : 1:49.601		BEST LAP TIME : 1:49.947				DIFFERENCE : 0.346							
LAP	SECTOR 1	SECTOR 2	SECTOR 3	SECTOR 4	LAP TIME	MPH	DIFF	TIME OF DAY					
1 -		120.4	31.701	95.1	22.737	107.5	30.323	114.5	2:02.762	78.94	12.815	14:56:48.632	
2 -	27.986	121.5	30.795	95.1	22.204	107.7	30.354	115.7	1:51.339	87.04	1.392	14:58:39.971	
3 -	27.492	122.0	30.821	96.9	21.906	109.6	30.427	117.5	1:50.646	87.58	0.699	15:00:30.617	
4 -	27.748	121.7	31.041	96.2	21.934	107.7	30.141	114.1	1:50.864	87.41	0.917	15:02:21.481	
5 -	27.204	121.1	30.654	95.3	21.989	107.7	30.100	114.1	1:49.947	(1)	88.14		15:04:11.428
6 -	27.453	120.9	31.294	93.0	22.194	106.6	30.127	115.3	1:51.068		87.25	1.121	15:06:02.496
7 -	27.210	121.1	30.911	95.5	22.089	107.5	29.962	114.5	1:50.172	(3)	87.96	0.225	15:07:52.668
8 -	27.282	121.1	30.642	95.3	22.188	107.2	30.220	114.5	1:50.332		87.83	0.385	15:09:43.000
9 -	27.311	121.5	30.898	95.3	22.253	107.5	30.338	113.7	1:50.800		87.46	0.853	15:11:33.800
10 -	27.360	121.1	30.789	95.1	22.029	107.5	30.134	114.7	1:50.312		87.85	0.365	15:13:24.112
11 -	27.274	120.9	30.699	96.6	22.019	107.5	30.100	114.7	1:50.092	(2)	88.02	0.145	15:15:14.204
12 -	27.091	121.1	30.936	94.7	22.244	107.7	30.097	115.1	1:50.368		87.80	0.421	15:17:04.572
13 -	27.352	121.5	31.025	94.3	22.305	106.6	30.419	114.1	1:51.101		87.22	1.154	15:18:55.673
14 -	27.388	120.9	31.393	95.4	22.293	106.8	30.678	113.9	1:51.752		86.72	1.805	15:20:47.425

P17	57 S	Josh HIATT				Honda - Sorrymate.com							
IDEAL LAP TIME : 1:50.883		BEST LAP TIME : 1:51.117				DIFFERENCE : 0.234							
LAP	SECTOR 1	SECTOR 2	SECTOR 3	SECTOR 4	LAP TIME	MPH	DIFF	TIME OF DAY					
1 -		114.9	31.513	90.9	22.060	103.0	30.711	108.9	2:00.164	80.65	9.047	14:56:46.034	
2 -	27.771	114.9	31.102	90.9	22.068	101.6	30.751	108.7	1:51.692	(2)	86.76	0.575	14:58:37.726
3 -	27.817	115.9	31.601	88.7	22.227	101.6	30.576	109.1	1:52.221		86.35	1.104	15:00:29.947
4 -	28.211	115.1	31.212	89.4	22.557	102.2	30.679	107.2	1:52.659		86.02	1.542	15:02:22.606
5 -	28.013	113.1	31.186	89.9	22.151	100.1	31.063	106.3	1:52.413		86.21	1.296	15:04:15.019
6 -	28.190	112.4	31.402	87.7	22.222	100.0	30.967	107.7	1:52.781		85.93	1.664	15:06:07.800
7 -	28.064	113.1	31.743	88.1	22.745	100.0	30.805	107.8	1:53.357		85.49	2.240	15:08:01.157
8 -	27.725	114.7	31.461	90.5	21.846	101.6	30.707	109.1	1:51.739		86.73	0.622	15:09:52.896
9 -	28.181	115.7	30.953	90.0	22.073	100.0	30.823	106.8	1:52.030		86.50	0.913	15:11:44.926
10 -	27.857	113.1	30.736	90.3	21.915	101.0	30.609	108.9	1:51.117	(1)	87.21		15:13:36.043
11 -	27.775	112.5	30.952	90.1	22.930	98.9	31.568	107.5	1:53.225		85.59	2.108	15:15:29.268

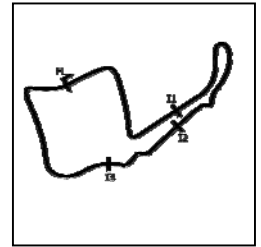
Weather / Track : Cloudy / Dry

Oulton Park International
 Circuit Length = 2.6920 miles
 Start: 14:54 Flag 15:19 End: 15:21

2019 Bennetts British Superbike Championship - Dickies Round 2

2019 HEL Performance British Motostar Championship

RACE 8 - SECTOR ANALYSIS



SECTOR 1 = FL to I1, SECTOR 2 = I1 to I2 SECTOR 3 = I2 to I3, SECTOR 4 = I3 to FL, DIFF = Difference To Personal Best Lap, P = Crossed Finish Line in Pit Lane, D = Time Disallowed

12 -	27.802	114.9	30.899	89.7	21.998	99.5	31.159	106.8	1:51.858	86.63	0.741	15:17:21.126
13 -	27.974	112.4	30.979	89.4	22.040	99.2	30.918	107.5	1:51.911	86.59	0.794	15:19:13.037
14 -	27.925	112.9	30.798	89.7	22.118	99.5	30.896	107.0	1:51.737 (3)	86.73	0.620	15:21:04.774

P18 39		Connor SELLORS				Mahindra - Connor Sellors Racing						
IDEAL LAP TIME : 1:51.007		BEST LAP TIME : 1:51.202				DIFFERENCE : 0.195						
LAP	SECTOR 1	SECTOR 2	SECTOR 3	SECTOR 4	LAP TIME	MPH	DIFF	TIME OF DAY				
1 -		119.1	31.511	93.4	22.112	108.2	30.535	113.7	1:58.873	81.52	7.671	14:56:44.743
2 -	27.916	120.6	31.205	94.6	22.191	107.2	30.715	113.9	1:52.027	86.50	0.825	14:58:36.770
3 -	28.634	116.3	31.827	94.3	22.304	105.5	30.730	113.5	1:53.495	85.38	2.293	15:00:30.265
4 -	28.222	120.4	31.336	93.5	22.603	105.6	30.736	113.1	1:52.897	85.84	1.695	15:02:23.162
5 -	27.938	119.6	31.343	94.5	22.193	104.6	30.582	105.1	1:52.056	86.48	0.854	15:04:15.218
6 -	28.414	111.8	31.538	95.1	22.273	106.5	30.612	106.8	1:52.837	85.88	1.635	15:06:08.055
7 -	28.124	119.6	31.614	84.8	22.475	105.5	30.423	112.4	1:52.636	86.04	1.434	15:08:00.691
8 -	27.632	117.3	31.567	92.6	21.947	106.0	30.854	111.2	1:52.000 (3)	86.52	0.798	15:09:52.691
9 -	28.107	119.4	31.533	92.8	22.103	107.5	30.730	110.7	1:52.473	86.16	1.271	15:11:45.164
10 -	27.734	117.9	31.147	92.3	21.967	106.5	30.354	113.7	1:51.202 (1)	87.15		15:13:36.366
11 -	27.715	118.3	31.548	93.4	22.180	106.6	31.112	110.7	1:52.555	86.10	1.353	15:15:28.921
12 -	27.953	118.3	31.292	93.8	22.162	106.0	30.888	105.3	1:52.295	86.30	1.093	15:17:21.216
13 -	28.024	117.9	31.586	93.2	21.874	105.8	30.731	113.5	1:52.215	86.36	1.013	15:19:13.431
14 -	27.751	118.9	31.302	93.5	22.009	106.0	30.466	111.6	1:51.528 (2)	86.89	0.326	15:21:04.959

P19 66 S		Annabel THOMAS				Honda - Four Anjels Racing						
IDEAL LAP TIME : 1:51.091		BEST LAP TIME : 1:51.874				DIFFERENCE : 0.783						
LAP	SECTOR 1	SECTOR 2	SECTOR 3	SECTOR 4	LAP TIME	MPH	DIFF	TIME OF DAY				
1 -		114.1	31.604	88.4	22.190	101.8	30.380	107.8	1:59.386	81.17	7.512	14:56:45.256
2 -	27.683	115.1	31.285	89.9	22.185	101.6	30.799	107.8	1:51.952 (2)	86.56	0.078	14:58:37.208
3 -	28.066	112.7	31.317	89.3	22.431	99.7	30.767	106.1	1:52.581	86.08	0.707	15:00:29.789
4 -	28.071	113.3	31.446	88.7	22.495	100.4	30.944	107.5	1:52.956	85.79	1.082	15:02:22.745
5 -	27.926	114.7	31.433	90.0	21.983	100.4	31.023	106.0	1:52.365	86.24	0.491	15:04:15.110
6 -	28.235	113.5	31.352	87.8	22.221	101.3	31.432	107.8	1:53.240	85.58	1.366	15:06:08.350
7 -	28.267	114.3	31.328	89.0	22.736	101.8	30.637	108.0	1:52.968	85.78	1.094	15:08:01.318
8 -	27.665	116.7	31.615	90.4	21.988	101.8	30.606	107.7	1:51.874 (1)	86.62		15:09:53.192
9 -	28.014	113.7	31.679	88.8	22.287	101.6	30.605	106.8	1:52.585	86.07	0.711	15:11:45.777
10 -	27.946	113.3	31.063	88.7	22.159	100.9	30.796	104.5	1:51.964 (3)	86.55	0.090	15:13:37.741
11 -	27.968	111.4	31.395	89.4	22.560	100.1	30.969	107.7	1:52.892	85.84	1.018	15:15:30.633
12 -	28.140	112.2	31.481	88.0	22.468	100.4	31.177	107.3	1:53.266	85.56	1.392	15:17:23.899
13 -	28.176	112.5	31.559	87.9	22.323	100.0	30.765	106.6	1:52.823	85.89	0.949	15:19:16.722
14 -	27.962	112.5	31.700	88.3	22.166	100.4	31.396	106.3	1:53.224	85.59	1.350	15:21:09.946

P20 18 S		Jodie FIELDHOUSE				Honda - Go Pink Racing						
IDEAL LAP TIME : 1:52.551		BEST LAP TIME : 1:52.724				DIFFERENCE : 0.173						
LAP	SECTOR 1	SECTOR 2	SECTOR 3	SECTOR 4	LAP TIME	MPH	DIFF	TIME OF DAY				
1 -		116.1	32.770	90.4	22.700	102.6	31.325	108.4	2:02.293	79.24	9.569	14:56:48.163
2 -	29.190	115.9	32.155	90.9	22.766	99.4	31.523	109.6	1:55.634	83.81	2.910	14:58:43.797
3 -	28.922	117.1	32.022	91.1	22.601	103.8	31.197	108.9	1:54.742	84.46	2.018	15:00:38.539
4 -	28.420	116.7	32.189	91.6	22.104	103.4	31.263	109.4	1:53.976	85.02	1.252	15:02:32.515
5 -	28.495	115.3	31.929	90.4	22.053	102.6	31.370	107.5	1:53.847	85.12	1.123	15:04:26.362
6 -	28.330	114.5	31.687	90.5	22.149	101.5	31.163	108.7	1:53.329 (3)	85.51	0.605	15:06:19.691
7 -	28.618	114.7	32.252	90.9	22.295	102.6	30.866	108.7	1:54.031	84.98	1.307	15:08:13.722
8 -	28.359	115.3	31.856	91.1	22.078	103.4	31.030	109.8	1:53.323 (2)	85.51	0.599	15:10:07.045
9 -	28.444	115.7	31.876	91.1	22.161	103.4	30.981	108.2	1:53.462	85.41	0.738	15:12:00.507
10 -	28.560	116.1	31.735	92.1	22.119	103.2	31.090	108.7	1:53.504	85.38	0.780	15:13:54.011
11 -	28.223	115.5	32.342	88.5	22.064	102.7	31.057	108.4	1:53.686	85.24	0.962	15:15:47.697
12 -	28.362	114.7	31.852	91.5	22.108	100.6	31.143	109.8	1:53.465	85.41	0.741	15:17:41.162
13 -	28.136	114.7	31.539	89.7	22.010	101.8	31.039	110.0	1:52.724 (1)	85.97		15:19:33.886

P21 77 S		Jamie LYONS				Honda - C&M Motors Ltd Racing						
IDEAL LAP TIME : 1:52.731		BEST LAP TIME : 1:53.137				DIFFERENCE : 0.406						
LAP	SECTOR 1	SECTOR 2	SECTOR 3	SECTOR 4	LAP TIME	MPH	DIFF	TIME OF DAY				

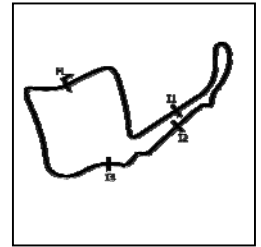
Weather / Track : Cloudy / Dry

Oulton Park International
 Circuit Length = 2.6920 miles
 Start: 14:54 Flag 15:19 End: 15:21

2019 Bennetts British Superbike Championship - Dickies Round 2

2019 HEL Performance British Motostar Championship

RACE 8 - SECTOR ANALYSIS



SECTOR 1 = FL to I1, SECTOR 2 = I1 to I2 SECTOR 3 = I2 to I3, SECTOR 4 = I3 to FL, DIFF = Difference To Personal Best Lap, P = Crossed Finish Line in Pit Lane, D = Time Disallowed

1 -		114.1	32.777	91.1	22.816	102.7	31.249	107.3	2:02.713	78.97	9.576	14:56:48.583
2 -	29.030	112.7	32.059	91.1	22.517	100.3	31.216	108.2	1:54.822	84.40	1.685	14:58:43.405
3 -	28.413	111.6	32.292	89.3	22.697	99.8	31.173	107.0	1:54.575	84.58	1.438	15:00:37.980
4 -	28.752	113.5	31.903	91.1	22.387	101.3	31.140	106.6	1:54.182	84.87	1.045	15:02:32.162
5 -	28.462	111.2	31.855	89.5	22.387	99.4	31.298	106.8	1:54.002	85.00	0.865	15:04:26.164
6 -	28.522	111.1	31.904	91.0	22.242	100.6	31.279	108.2	1:53.947	85.05	0.810	15:06:20.111
7 -	28.171	112.9	31.669	89.7	22.283	99.7	31.113	107.2	1:53.236 (2)	85.58	0.099	15:08:13.347
8 -	28.229	112.5	31.806	89.8	22.301	99.7	31.145	107.2	1:53.481	85.40	0.344	15:10:06.828
9 -	28.434	114.1	31.601	90.0	22.367	99.7	31.042	106.1	1:53.444	85.42	0.307	15:12:00.272
10 -	28.484	111.1	31.660	90.3	22.217	99.7	31.085	107.2	1:53.446	85.42	0.309	15:13:53.718
11 -	28.293	110.9	31.776	90.1	22.389	99.8	31.405	107.3	1:53.863	85.11	0.726	15:15:47.581
12 -	28.442	112.7	31.669	90.0	22.263	99.5	31.050	107.2	1:53.424 (3)	85.44	0.287	15:17:41.005
13 -	28.313	112.0	31.865	90.1	22.181	101.5	30.778	109.2	1:53.137 (1)	85.65		15:19:34.142

P22	41 S	Kyal TINKER	Honda - Microlise Cresswell Racing											
IDEAL LAP TIME : 1:52.513			BEST LAP TIME : 1:52.851			DIFFERENCE : 0.338								
LAP	SECTOR 1	SECTOR 2	SECTOR 3	SECTOR 4	LAP TIME	MPH	DIFF	TIME OF DAY						
1 -		115.7	32.645	91.8	22.756	103.2	31.708	108.0	2:03.297	78.60	10.446	14:56:49.167		
2 -	28.538	116.3	32.439	92.6	22.472	102.6	31.711	109.6	1:55.160	84.15	2.309	14:58:44.327		
3 -	28.452	115.1	32.333	91.6	22.449	102.9	31.228	109.2	1:54.462	84.66	1.611	15:00:38.789		
4 -	28.226	117.5	32.200	92.0	22.397	102.4	31.147	109.1	1:53.970	85.03	1.119	15:02:32.759		
5 -	28.430	113.7	31.931	92.3	22.389	103.0	31.176	108.7	1:53.926	85.06	1.075	15:04:26.685		
6 -	28.520	114.5	31.885	92.8	22.307	102.4	31.205	108.4	1:53.917	85.07	1.066	15:06:20.602		
7 -	28.001	115.5	31.436	91.5	22.520	100.9	30.894	108.7	1:52.851 (1)	85.87		15:08:13.453		
8 -	28.149	115.1	31.865	90.0	22.261	101.2	31.163	107.8	1:53.438	85.43	0.587	15:10:06.891		
9 -	28.396	114.3	31.627	90.5	22.378	100.7	31.065	108.5	1:53.466	85.41	0.615	15:12:00.357		
10 -	28.653	112.0	31.469	91.6	22.182	100.7	31.118	107.8	1:53.422 (2)	85.44	0.571	15:13:53.779		
11 -	28.219	112.5	32.608	83.2	22.570	100.9	30.931	109.4	1:54.328	84.76	1.477	15:15:48.107		
12 -	28.313	113.3	31.796	90.0	22.187	101.3	31.137	108.9	1:53.433	85.43	0.582	15:17:41.540		
13 -	28.196	114.7	31.538	91.3	22.635	101.9	31.058	108.4	1:53.427 (3)	85.44	0.576	15:19:34.967		

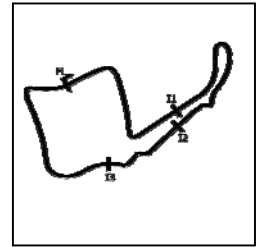
P23	37 S	Corey TINKER	Honda - Microlise Cresswell Racing											
IDEAL LAP TIME : 1:52.508			BEST LAP TIME : 1:52.686			DIFFERENCE : 0.178								
LAP	SECTOR 1	SECTOR 2	SECTOR 3	SECTOR 4	LAP TIME	MPH	DIFF	TIME OF DAY						
1 -		117.3	32.784	93.3	22.865	104.8	31.505	109.4	2:02.665	79.00	9.979	14:56:48.535		
2 -	28.892	118.3	32.493	93.4	22.461	98.9	31.640	111.1	1:55.486	83.91	2.800	14:58:44.021		
3 -	28.589	115.3	32.181	94.1	22.292	103.8	30.932	110.7	1:53.994	85.01	1.308	15:00:38.015		
4 -	28.279	115.5	31.946	92.1	22.525	101.5	31.477	108.9	1:54.227	84.84	1.541	15:02:32.242		
5 -	28.432	114.9	32.317	92.5	22.386	102.7	31.079	109.4	1:54.214	84.85	1.528	15:04:26.456		
6 -	28.617	114.1	31.893	91.9	22.270	100.9	31.671	107.3	1:54.451	84.67	1.765	15:06:20.907		
7 -	28.283	112.9	31.825	90.1	22.347	100.4	31.774	105.6	1:54.229	84.84	1.543	15:08:15.136		
8 -	28.840	111.4	32.228	88.8	22.525	99.1	31.376	106.3	1:54.969	84.29	2.283	15:10:10.105		
9 -	28.511	112.2	32.040	89.9	22.496	100.0	31.281	107.5	1:54.328	84.76	1.642	15:12:04.433		
10 -	28.239	113.9	31.839	92.5	22.214	102.1	31.016	109.4	1:53.308 (2)	85.53	0.622	15:13:57.741		
11 -	28.161	115.9	31.648	93.7	22.018	103.2	30.859	111.6	1:52.686 (1)	86.00		15:15:50.427		
12 -	28.176	116.9	31.999	92.9	22.191	102.7	30.978	110.3	1:53.344 (3)	85.50	0.658	15:17:43.771		
13 -	28.028	116.5	32.041	93.2	22.928	103.5	30.814	110.3	1:53.811	85.15	1.125	15:19:37.582		

P24	27 S	Calum BEACH	Honda - Calum Beach Racing / SP125 Racing											
IDEAL LAP TIME : 1:54.253			BEST LAP TIME : 1:54.409			DIFFERENCE : 0.156								
LAP	SECTOR 1	SECTOR 2	SECTOR 3	SECTOR 4	LAP TIME	MPH	DIFF	TIME OF DAY						
1 -		114.3	33.632	90.8	23.132	101.2	31.955	106.3	2:05.221	77.39	10.812	14:56:51.091		
2 -	28.887	113.9	32.392	90.3	22.832	101.3	31.622	107.5	1:55.733	83.73	1.324	14:58:46.824		
3 -	28.575	113.5	32.426	89.2	22.845	100.6	31.739	106.1	1:55.585	83.84	1.176	15:00:42.409		
4 -	28.577	113.5	32.034	89.5	23.376	97.9	32.139	105.0	1:56.126	83.45	1.717	15:02:38.535		
5 -	28.646	112.0	32.121	88.7	22.782	100.1	31.683	105.6	1:55.232	84.10	0.823	15:04:33.767		
6 -	28.421	111.6	32.341	86.9	22.817	100.4	31.692	106.3	1:55.271	84.07	0.862	15:06:29.038		
7 -	28.875	111.8	32.163	88.6	22.690	100.3	31.682	104.3	1:55.410	83.97	1.001	15:08:24.448		
8 -	28.657	112.4	32.067	86.7	22.714	100.0	31.618	106.8	1:55.056	84.23	0.647	15:10:19.504		
9 -	28.541	113.3	31.901	87.9	22.633	100.1	31.681	106.0	1:54.756 (2)	84.45	0.347	15:12:14.260		
10 -	28.629	111.1	31.927	89.5	22.529	100.3	31.773	105.1	1:54.858 (3)	84.37	0.449	15:14:09.118		
11 -	28.328	111.1	31.934	89.2	23.048	98.8	31.744	106.6	1:55.054	84.23	0.645	15:16:04.172		

Weather / Track : Cloudy / Dry

Oulton Park International
 Circuit Length = 2.6920 miles
 Start: 14:54 Flag 15:19 End: 15:21

RACE 8 - SECTOR ANALYSIS



SECTOR 1 = FL to I1, SECTOR 2 = I1 to I2 SECTOR 3 = I2 to I3, SECTOR 4 = I3 to FL, DIFF = Difference To Personal Best Lap, P = Crossed Finish Line in Pit Lane, D = Time Disallowed

12 -	28.298	113.3	31.808	88.7	22.631	100.4	31.672	106.0	1:54.409 (1)	84.70		15:17:58.581
13 -	28.500	112.7	31.835	88.4	23.011	99.8	31.843	105.5	1:55.189	84.13	0.780	15:19:53.770

P25	1	Victor RODRIGUEZ				DR Moto - GA Competition									
IDEAL LAP TIME : 1:45.958		BEST LAP TIME : 1:46.107				DIFFERENCE : 0.149									
LAP	SECTOR 1	SECTOR 2	SECTOR 3	SECTOR 4	LAP TIME	MPH	DIFF	TIME OF DAY							
1 -		124.5	30.114	97.6	21.466	109.2	29.599	116.5	1:52.187	86.38	6.080	14:56:38.057			
2 -	26.944	124.2	29.795	97.1	21.038	110.0	29.181	117.5	1:46.958	90.60	0.851	14:58:25.015			
3 -	26.574	122.6	29.655	96.8	21.115	108.7	29.279	116.5	1:46.623	(2)	90.89	0.516	15:00:11.638		
4 -	26.189	123.8	29.600	97.3	20.988	109.6	29.330	115.7	1:46.107 (1)	91.33		15:01:57.745			
5 -	26.428	122.6	29.724	95.7	21.184	109.2	29.328	116.1	1:46.664	(3)	90.85	0.557	15:03:44.409		
6 -	26.209	123.5	29.789	96.4	21.150	108.9	29.576	116.3	1:46.724		90.80	0.617	15:05:31.133		
7 -	26.355	122.6	29.882	96.8	21.137	109.4	29.478	116.5	1:46.852		90.69	0.745	15:07:17.985		
8 -	26.553	121.7	29.722	96.1	21.182	108.2	29.741	114.9	1:47.198		90.40	1.091	15:09:05.183		
9 -	26.550	122.4	29.926	95.1	21.580	108.2	29.661	115.5	1:47.717		89.97	1.610	15:10:52.900		
10 -	26.611	122.6	29.903	95.8	21.448	108.4	29.555	114.7	1:47.517		90.13	1.410	15:12:40.417		
11 -	26.600	121.3	29.783	96.8	21.297	109.2	29.606	115.9	1:47.286		90.33	1.179	15:14:27.703		
12 -	26.569	121.3	29.949	96.0	21.561	104.6	29.642	116.9	1:47.721		89.96	1.614	15:16:15.424		
13 -	26.322	122.4	29.740	97.2	21.699	108.5	29.588	115.1	1:47.349		90.27	1.242	15:18:02.773		

P26	35 S	Jeremy KNIGHT				Honda - Jeremy Knight Racing / SP125									
IDEAL LAP TIME : 1:51.216		BEST LAP TIME : 1:51.802				DIFFERENCE : 0.586									
LAP	SECTOR 1	SECTOR 2	SECTOR 3	SECTOR 4	LAP TIME	MPH	DIFF	TIME OF DAY							
1 -		111.4	31.774	89.4	22.345	100.9	30.680	106.5	1:59.991	80.76	8.189	14:56:45.861			
2 -	28.233	113.3	31.009	90.1	21.974	101.9	30.888	107.0	1:52.104	86.44	0.302	14:58:37.965			
3 -	27.786	114.1	31.740	89.8	22.389	100.7	30.800	107.7	1:52.715	85.98	0.913	15:00:30.680			
4 -	28.144	113.3	31.227	90.4	22.460	99.8	31.026	107.0	1:52.857	85.87	1.055	15:02:23.537			
5 -	27.970	112.0	31.254	89.0	22.305	100.1	30.607	107.2	1:52.136	86.42	0.334	15:04:15.673			
6 -	27.844	112.7	31.417	87.2	22.069	100.3	30.959	106.5	1:52.289	86.30	0.487	15:06:07.962			
7 -	27.916	111.2	31.843	86.9	21.848	99.2	30.573	105.1	1:52.180	86.39	0.378	15:08:00.142			
8 -	27.937	111.4	31.214	88.8	21.854	98.9	30.797	105.6	1:51.802 (1)	86.68		15:09:51.944			
9 -	28.008	111.8	31.182	88.0	21.917	99.1	30.815	104.8	1:51.922	(2)	86.58	0.120	15:11:43.866		
10 -	28.049	111.2	31.141	89.0	21.977	99.2	30.849	105.3	1:52.016	(3)	86.51	0.214	15:13:35.882		

P27	56	Bradley WILSON				Honda - B.Wilson Racing									
IDEAL LAP TIME : 1:53.841		BEST LAP TIME : 1:54.419				DIFFERENCE : 0.578									
LAP	SECTOR 1	SECTOR 2	SECTOR 3	SECTOR 4	LAP TIME	MPH	DIFF	TIME OF DAY							
1 -		107.5	33.192	91.5	23.132	101.9	31.257	109.6	2:03.876	78.23	9.457	14:56:49.746			
2 -	28.684	118.5	32.742	90.6	22.822	102.4	31.138	110.9	1:55.386	(2)	83.99	0.967	14:58:45.132		
3 -	28.103	117.7	32.720	91.1	22.565	103.8	31.031	110.5	1:54.419 (1)	84.70		15:00:39.551			

P28	14	Jack NIXON				KTM - Santander Salt									
IDEAL LAP TIME : 1:45.962		BEST LAP TIME :				DIFFERENCE :									
LAP	SECTOR 1	SECTOR 2	SECTOR 3	SECTOR 4	LAP TIME	MPH	DIFF	TIME OF DAY							
1 -		122.6	29.947	97.9	21.050	110.3	29.118	116.7	1:50.599	87.62			14:56:36.469		

MCRCB BULLETIN TK248

2019 Bennetts British Superbike Championship - Dickies Round 2

2019 HEL Performance British Motostar Championship

RACE 8 - BEST SECTORS

SECTOR 1			SECTOR 2			SECTOR 3			SECTOR 4			IDEAL / BEST COMPARISON						
POS	NO	NAME	TIME	NO	NAME	TIME	NO	NAME	TIME	NO	NAME	TIME	POS	NO	NAME	IDEAL	BEST	DIFF
															PERFECT LAP	1:44.262		
1	11	JONES	25.851	64	DURHAM	28.857	64	DURHAM	20.707	11	JONES	28.847	1	64	DURHAM	1:44.482	1:44.764	0.282
2	96	PAASCH	25.948	11	JONES	29.248	45	SWANN	20.713	45	SWANN	28.896	2	11	JONES	1:44.785	1:45.022	0.237
3	64	DURHAM	25.979	45	SWANN	29.255	96	PAASCH	20.774	96	PAASCH	28.897	3	96	PAASCH	1:44.877	1:45.136	0.259
4	45	SWANN	26.070	96	PAASCH	29.258	11	JONES	20.839	64	DURHAM	28.939	4	45	SWANN	1:44.934	1:45.344	0.410
5	14	NIXON	26.125	7	BEST	29.490	70	WHATLEY	20.948	14	NIXON	29.118	5	1	RODRIGUEZ	1:45.958	1:46.107	0.149
6	1	RODRIGU	26.189	1	RODRIGU	29.600	1	RODRIGU	20.988	1	RODRIGU	29.181	6	14	NIXON	1:45.962		
7	70	WHATLEY	26.244	14	NIXON	29.717	14	NIXON	21.002	7	BEST	29.321	7	7	BEST	1:46.151	1:46.334	0.183
8	99	DAVIS	26.246	70	WHATLEY	29.751	7	BEST	21.008	70	WHATLEY	29.427	8	70	WHATLEY	1:46.370	1:46.578	0.208
9	7	BEST	26.332	19	OGDEN	29.834	72	HORSMAN	21.121	99	DAVIS	29.602	9	99	DAVIS	1:47.429	1:47.429	0.000
10	19	OGDEN	26.732	72	HORSMAN	29.950	19	OGDEN	21.231	72	HORSMAN	29.666	10	19	OGDEN	1:47.469	1:47.798	0.329
11	71	FARRER	26.781	71	FARRER	30.110	99	DAVIS	21.294	19	OGDEN	29.672	11	72	HORSMAN	1:47.537	1:47.780	0.243
12	72	HORSMAN	26.800	17	BOURNE	30.224	71	FARRER	21.354	71	FARRER	29.828	12	71	FARRER	1:48.073	1:48.128	0.055
13	54	BURMAN	27.056	69	IRWIN	30.225	17	BOURNE	21.485	48	PINFOLD	29.962	13	17	BOURNE	1:48.963	1:49.653	0.690
14	48	PINFOLD	27.091	99	DAVIS	30.287	16	CLARIDG	21.567	69	IRWIN	29.989	14	69	IRWIN	1:49.018	1:49.119	0.101
15	16	CLARIDG	27.136	54	BURMAN	30.451	88	LEIGH	21.567	88	LEIGH	30.031	15	16	CLARIDGE	1:49.260	1:49.741	0.481
16	69	IRWIN	27.158	16	CLARIDG	30.458	69	IRWIN	21.646	17	BOURNE	30.037	16	54	BURMAN	1:49.275	1:49.459	0.184
17	17	BOURNE	27.217	88	LEIGH	30.515	54	BURMAN	21.712	54	BURMAN	30.056	17	88	LEIGH	1:49.432	1:49.585	0.153
18	88	LEIGH	27.319	48	PINFOLD	30.642	57	HIATT	21.846	16	CLARIDG	30.099	18	48	PINFOLD	1:49.601	1:49.947	0.346
19	39	SELLORS	27.632	57	HIATT	30.736	35	KNIGHT	21.848	39	SELLORS	30.354	19	57	HIATT	1:50.883	1:51.117	0.234
20	66	THOMAS	27.665	35	KNIGHT	31.009	39	SELLORS	21.874	66	THOMAS	30.380	20	39	SELLORS	1:51.007	1:51.202	0.195
21	57	HIATT	27.725	66	THOMAS	31.063	48	PINFOLD	21.906	35	KNIGHT	30.573	21	66	THOMAS	1:51.091	1:51.874	0.783
22	35	KNIGHT	27.786	39	SELLORS	31.147	66	THOMAS	21.983	57	HIATT	30.576	22	35	KNIGHT	1:51.216	1:51.802	0.586
23	41	TINKER	28.001	41	TINKER	31.436	18	FIELDHO	22.010	77	LYONS	30.778	23	37	TINKER	1:52.508	1:52.686	0.178
24	37	TINKER	28.028	18	FIELDHO	31.539	37	TINKER	22.018	37	TINKER	30.814	24	41	TINKER	1:52.513	1:52.851	0.338
25	56	WILSON	28.063	77	LYONS	31.601	77	LYONS	22.181	18	FIELDHO	30.866	25	18	FIELDHOUSE	1:52.551	1:52.724	0.173
26	18	FIELDHO	28.136	37	TINKER	31.648	41	TINKER	22.182	41	TINKER	30.894	26	77	LYONS	1:52.731	1:53.137	0.406
27	77	LYONS	28.171	27	BEACH	31.808	27	BEACH	22.529	56	WILSON	31.031	27	56	WILSON	1:53.841	1:54.419	0.578
28	27	BEACH	28.298	56	WILSON	32.182	56	WILSON	22.565	27	BEACH	31.618	28	27	BEACH	1:54.253	1:54.409	0.156

Weather / Track : Cloudy / Dry

Oulton Park International
 Circuit Length = 2.6920 miles
 Start: 14:54 Flag 15:19 End: 15:21

Results can be found at www.tsl-timing.com

Printed - 15:24 Monday, 06 May 2019

MCRCB BULLETIN TK249**2019 Bennetts British Superbike Championship - Dickies Round 2****2019 HEL Performance British Motostar Championship****RACE 8 - BEST SPEEDS**

POS	INTERMEDIATE 1		INTERMEDIATE 2		INTERMEDIATE 3		FINISH LINE		MPH			
	NO	NAME	MPH	NO	NAME	MPH	NO	NAME				
1	11	JONES	125.9	11	JONES	100.0	11	JONES	112.4	11	JONES	119.4
2	70	WHATLEY	125.4	70	WHATLEY	99.2	45	SWANN	110.9	64	DURHAM	118.5
3	96	PAASCH	124.7	45	SWANN	98.6	70	WHATLEY	110.7	48	PINFOLD	117.5
4	14	NIXON	124.7	64	DURHAM	98.5	96	PAASCH	110.5	1	RODRIGUEZ	117.5
5	64	DURHAM	124.5	14	NIXON	98.1	64	DURHAM	110.3	70	WHATLEY	117.3
6	1	RODRIGUEZ	124.5	99	DAVIS	97.9	14	NIXON	110.3	14	NIXON	116.7
7	99	DAVIS	124.2	54	BURMAN	97.9	1	RODRIGUEZ	110.0	96	PAASCH	116.5
8	45	SWANN	123.8	1	RODRIGUEZ	97.6	54	BURMAN	109.6	45	SWANN	116.5
9	54	BURMAN	123.3	88	LEIGH	97.5	48	PINFOLD	109.6	54	BURMAN	116.3
10	88	LEIGH	123.1	96	PAASCH	97.2	7	BEST	108.9	88	LEIGH	115.7
11	7	BEST	122.0	48	PINFOLD	96.9	99	DAVIS	108.9	99	DAVIS	115.5
12	48	PINFOLD	122.0	7	BEST	96.6	88	LEIGH	108.9	7	BEST	114.5
13	39	SELLORS	120.6	39	SELLORS	95.1	39	SELLORS	108.2	39	SELLORS	113.9
14	71	FARRER	119.1	37	TINKER	94.1	72	HORSMAN	105.1	37	TINKER	111.6
15	56	WILSON	118.5	19	OGDEN	93.5	37	TINKER	104.8	72	HORSMAN	111.4
16	37	TINKER	118.3	71	FARRER	93.4	19	OGDEN	104.3	19	OGDEN	111.1
17	72	HORSMAN	117.5	41	TINKER	92.8	71	FARRER	104.3	56	WILSON	110.9
18	41	TINKER	117.5	72	HORSMAN	92.5	18	FIELDHOUSE	103.8	71	FARRER	110.7
19	19	OGDEN	117.3	16	CLARIDGE	92.3	56	WILSON	103.8	18	FIELDHOUSE	110.0
20	18	FIELDHOUSE	117.1	18	FIELDHOUSE	92.1	41	TINKER	103.2	16	CLARIDGE	109.8
21	16	CLARIDGE	116.9	17	BOURNE	91.9	57	HIATT	103.0	41	TINKER	109.6
22	66	THOMAS	116.7	56	WILSON	91.9	17	BOURNE	102.9	77	LYONS	109.2
23	69	IRWIN	115.9	77	LYONS	91.1	16	CLARIDGE	102.9	57	HIATT	109.1
24	57	HIATT	115.9	69	IRWIN	91.0	77	LYONS	102.7	69	IRWIN	108.7
25	17	BOURNE	115.5	57	HIATT	90.9	69	IRWIN	101.9	17	BOURNE	108.5
26	27	BEACH	114.3	27	BEACH	90.8	35	KNIGHT	101.9	66	THOMAS	108.0
27	77	LYONS	114.1	66	THOMAS	90.4	66	THOMAS	101.8	35	KNIGHT	107.7
28	35	KNIGHT	114.1	35	KNIGHT	90.4	27	BEACH	101.3	27	BEACH	107.5

Weather / Track : Cloudy / Dry

Results can be found at www.tsl-timing.comOulton Park International
Circuit Length = 2.6920 miles
Start: 14:54 Flag 15:19 End: 15:21

Printed - 15:24 Monday, 06 May 2019

MCRCB BULLETIN TK250

2019 Bennetts British Superbike Championship - Dickies Round 2

2019 HEL Performance British Motostar Championship

RACE 8 - STATISTICS

Competitors Started 28
Planned Start 2019-05-06 @ 14:55:00.000
Actual Start 2019-05-06 @ 14:54:45.869
Finish Time 2019-05-06 @ 15:19:31.753
Track Length 2.6920mi.
Total Laps 358
Total Distance Covered 963.7462mi.

Session Fastest Lap History

NO	CL	NAME	LAP TIME	TIME OF DAY	LAP	VEHICLE
11		Dan JONES	1:45.449	14:58:22.813	2	KTM
96		Brandon PAASCH	1:45.328	15:00:08.562	3	KTM
11		Dan JONES	1:45.296	15:01:53.634	4	KTM
64		Asher DURHAM	1:45.131	15:16:02.255	12	Mahindra
11		Dan JONES	1:45.022	15:17:46.723	13	KTM
64		Asher DURHAM	1:44.764	15:17:47.019	13	Mahindra

Session Leader History

NO	CL	NAME	FROM LAP	LAPS LED	DISTANCE	VEHICLE
14		Jack NIXON	1	1	miles	KTM
11		Dan JONES	2	3	8.07 miles	KTM
96		Brandon PAASCH	5	10	26.92 miles	KTM

Flag History

TYPE	TIME OF DAY
GREEN	14:54:45.869
FINISH	15:19:31.753

Flag Statistics

TYPE	COUNT	TOTAL LAPS	TOTAL TIME
Green	1	14	26:45.041
Red	0	0	0.000
Safety Car	0	0	0.000
FCY	0	0	0.000

Weather / Track : Cloudy / Dry

These results are provisional until the conclusion of any judicial and technical matters.

Oulton Park International
Circuit Length = 2.6920 miles
Start: 14:54 Flag 15:19 End: 15:21

Race Director :	Stewards :	Timekeeper :
-----------------	------------	--------------

MCRCB BULLETIN TK250

2019 Bennetts British Superbike Championship - Dickies Round 2

2019 HEL Performance British Motostar Championship

RACE 8 - STATISTICS

CLASS :

14 Starters

Fastest Lap History

NO	NAME	LAP TIME	TIME OF DAY	LAP	VEHICLE
11	Dan JONES	1:45.449	14:58:22.813	2	KTM
96	Brandon PAASCH	1:45.328	15:00:08.562	3	KTM
11	Dan JONES	1:45.296	15:01:53.634	4	KTM
64	Asher DURHAM	1:45.131	15:16:02.255	12	Mahindra
11	Dan JONES	1:45.022	15:17:46.723	13	KTM
64	Asher DURHAM	1:44.764	15:17:47.019	13	Mahindra

Leader History

NO	NAME	FROM LAP	LAPS LED	DISTANCE	VEHICLE
14	Jack NIXON	1	1	miles	KTM
11	Dan JONES	2	3	8.07 miles	KTM
96	Brandon PAASCH	5	10	26.92 miles	KTM

Weather / Track : Cloudy / Dry

These results are provisional until the conclusion of any judicial and technical matters.

Oulton Park International
Circuit Length = 2.6920 miles
Start: 14:54 Flag 15:19 End: 15:21

Race Director :	Stewards :	Timekeeper :
-----------------	------------	--------------

MCRCB BULLETIN TK250

2019 Bennetts British Superbike Championship - Dickies Round 2

2019 HEL Performance British Motostar Championship

RACE 8 - STATISTICS

CLASS : S

14 Starters

Fastest Lap History

NO	NAME	LAP TIME	TIME OF DAY	LAP	VEHICLE
19	Scott OGDEN	1:47.812	14:58:27.604	2	Honda
19	Scott OGDEN	1:47.798	15:14:45.793	11	Honda
72	Cameron HORSMAN	1:47.780	15:14:45.916	11	Honda

Leader History

NO	NAME	FROM LAP	LAPS LED	DISTANCE	VEHICLE
19	Scott OGDEN	1	14	34.99 miles	Honda

Weather / Track : Cloudy / Dry

These results are provisional until the conclusion of any judicial and technical matters.

Oulton Park International
Circuit Length = 2.6920 miles
Start: 14:54 Flag 15:19 End: 15:21

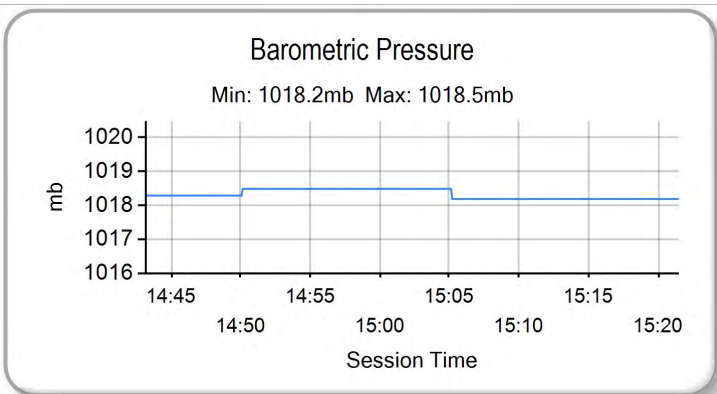
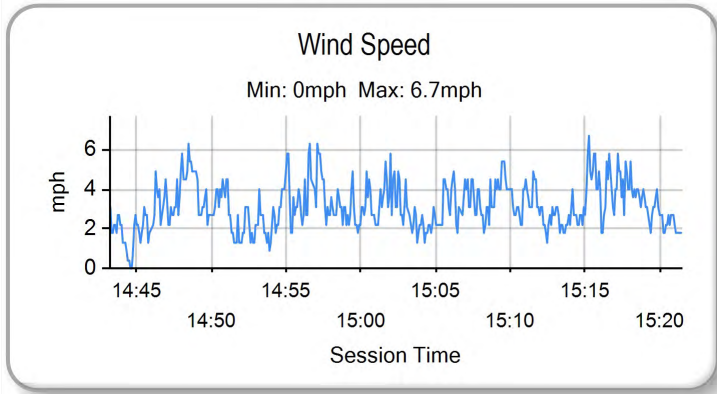
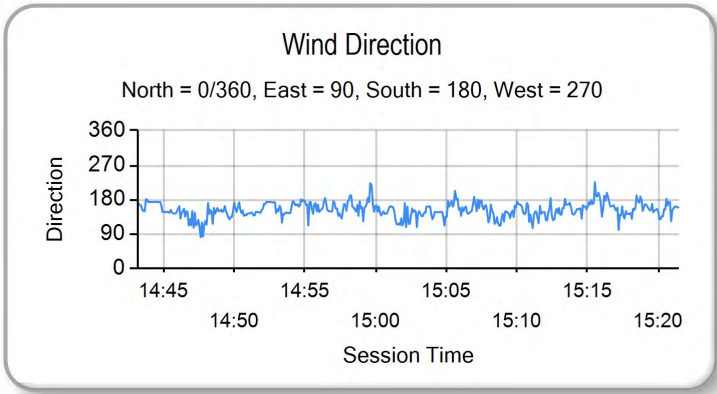
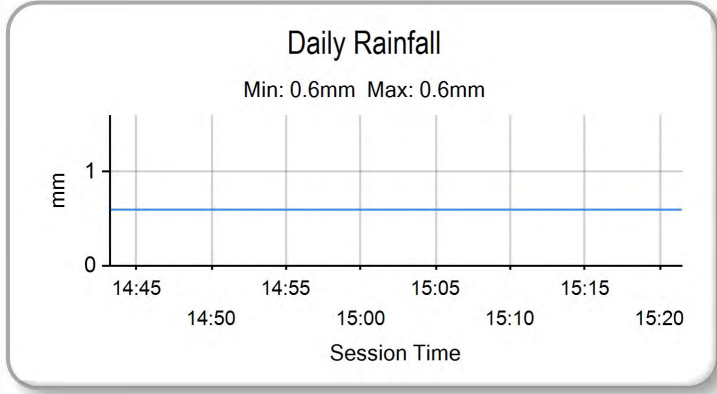
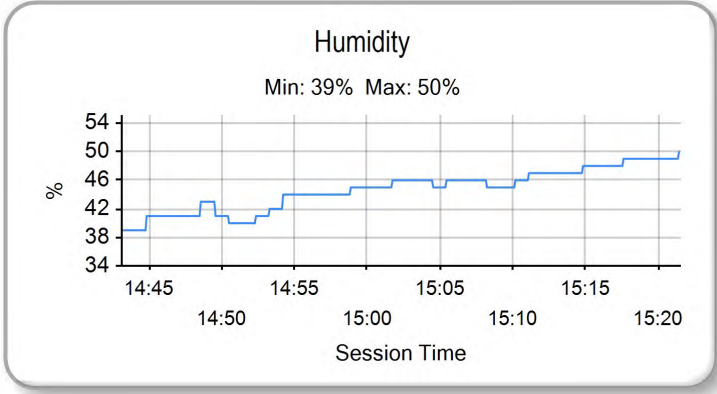
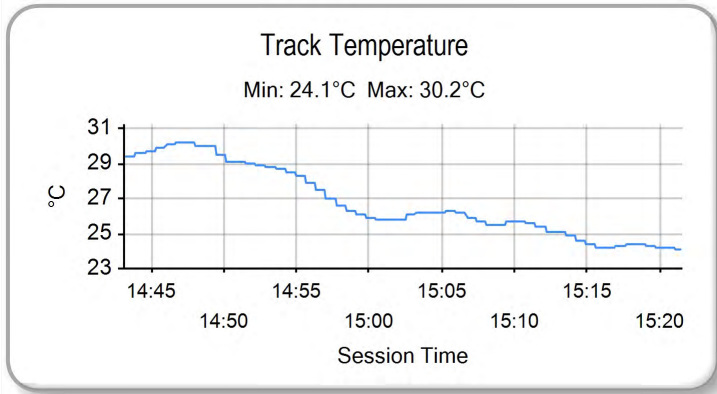
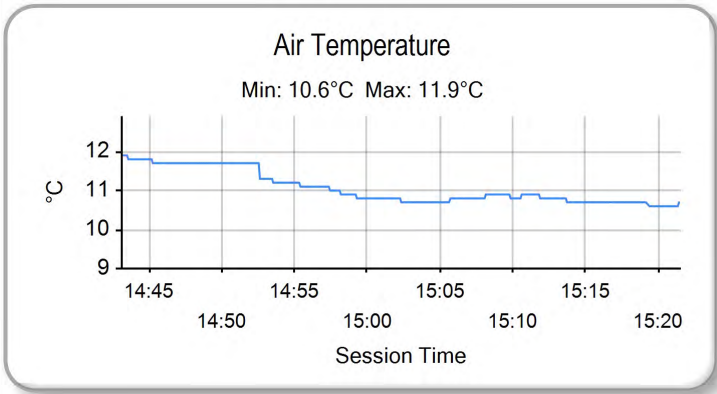
Race Director :	Stewards :	Timekeeper :
-----------------	------------	--------------

MCRCB BULLETIN TK251

2019 Bennetts British Superbike Championship - Dickies Round 2

2019 HEL Performance British Motostar Championship

RACE 8 - WEATHER CONDITIONS



Weather / Track : Cloudy / Dry

Results can be found at www.tsl-timing.com

Oulton Park International
Circuit Length = 2.6920 miles
Start: 14:54 Flag 15:19 End: 15:21

Printed - 15:25 Monday, 06 May 2019



**2019 HEL Performance British Motostar Championship
MOTO 3 GP POINTS AFTER ROUND 2**

		TOTAL	GAP	DIFF																			Wins	Seconds	Thirds			
					1	2	3	4	5	6	7	8	9	10	11	12	13	14	15	16	17	18						
						4th-6th May	Oulton Park International	14th-16th June	Brands Hatch GP	28th-30th June	Knockhill	2nd-3rd August	Thruxton	16th-18th August	Cadwell Park	6th-8th September	Oulton Park International	20th-22nd September	TT Circuit Assen	4th-6th October	Donington Park GP	18th-20th October	Brands Hatch GP					
1	Brandon PAASCH	50			25	25																				2	0	0
2	Scott SWANN	36	14		20	16																				0	1	1
3	Asher DURHAM	26	24	10	13	13																				0	0	0
4	Joshua WHATLEY	21	29	5	11	10																				0	0	0
5	Edmund BEST	21	29	0	10	11																				0	0	0
6	Dan JONES	20	30	1		20																				0	1	0
7	Jamie DAVIS	18	32	2	9	9																				0	0	0
8	Jack NIXON	16	34	2	16																					0	0	1
9	Harry LEIGH	15	35	1	8	7																				0	0	0
10	Sam BURMAN	14	36	1	6	8																				0	0	0
11	Sharni PINFOLD	13	37	1	7	6																				0	0	0
12	Connor SELLORS	10	40	3	5	5																				0	0	0
13	Bradley WILSON	4	46	6	4																					0	0	0
14		0	50	4																						0	0	0
15		0	50	0																						0	0	0
16		0	50	0																						0	0	0
17		0	50	0																						0	0	0
18		0	50	0																						0	0	0
19		0	50	0																						0	0	0
20		0	50	0																						0	0	0
21		0	50	0																						0	0	0
22		0	50	0																						0	0	0
23		0	50	0																						0	0	0
24		0	50	0																						0	0	0
25		0	50	0																						0	0	0



2019 HEL Performance British Motostar Championship

MOTO 3 STANDARD POINTS AFTER ROUND 2

		TOTAL	GAP	DIFF	1	2	3	4	5	6	7	8	9	10	11	12	13	14	15	16	17	18	Wins	Seconds	Thirds	
					4th-6th May	Oulton Park International	14th-16th June	Brands Hatch GP	28th-30th June	Knockhill	2nd-3rd August	Thruxton	16th-18th August	Cadwell Park	6th-8th September	Oulton Park International	20th-22nd September	TT Circuit Assen	4th-6th October	Donington Park GP	18th-20th October	Brands Hatch GP				
1	Cameron HORSMAN	45			25	20																		1	1	0
2	Scott OGDEN	45	0		20	25																		1	1	0
3	Charlie FARRER	32	13	13	16	16																		0	0	2
4	Rhys IRWIN	24	21	8	13	11																		0	0	0
5	Franco BOURNE	24	21	0	11	13																		0	0	0
6	Harvey CLARIDGE	20	25	4	10	10																		0	0	0
7	Annabel THOMAS	16	29	4	8	8																		0	0	0
8	Josh HIATT	15	30	1	6	9																		0	0	0
9	Jodie FIELDHOUSE	12	33	3	5	7																		0	0	0
10	Corey TINKER	11	34	1	7	4																		0	0	0
11	Jeremy KNIGHT	9	36	2	9																			0	0	0
12	Kyal TINKER	9	36	0	4	5																		0	0	0
13	Jamie LYONS	6	39	3		6																		0	0	0
14	Calum BEACH	6	39	0	3	3																		0	0	0
15		0	45	6																				0	0	0
16		0	45	0																				0	0	0
17		0	45	0																				0	0	0
18		0	45	0																				0	0	0
19		0	45	0																				0	0	0
20		0	45	0																				0	0	0
21		0	45	0																				0	0	0
22		0	45	0																				0	0	0
23		0	45	0																				0	0	0
24		0	45	0																				0	0	0
25		0	45	0																				0	0	0
26		0	45	0																				0	0	0
27		0	45	0																				0	0	0
28		0	45	0																				0	0	0
29		0	45	0																				0	0	0
30		0	45	0																				0	0	0