



# HONDA BRITISH TALENT CUP

Round 2

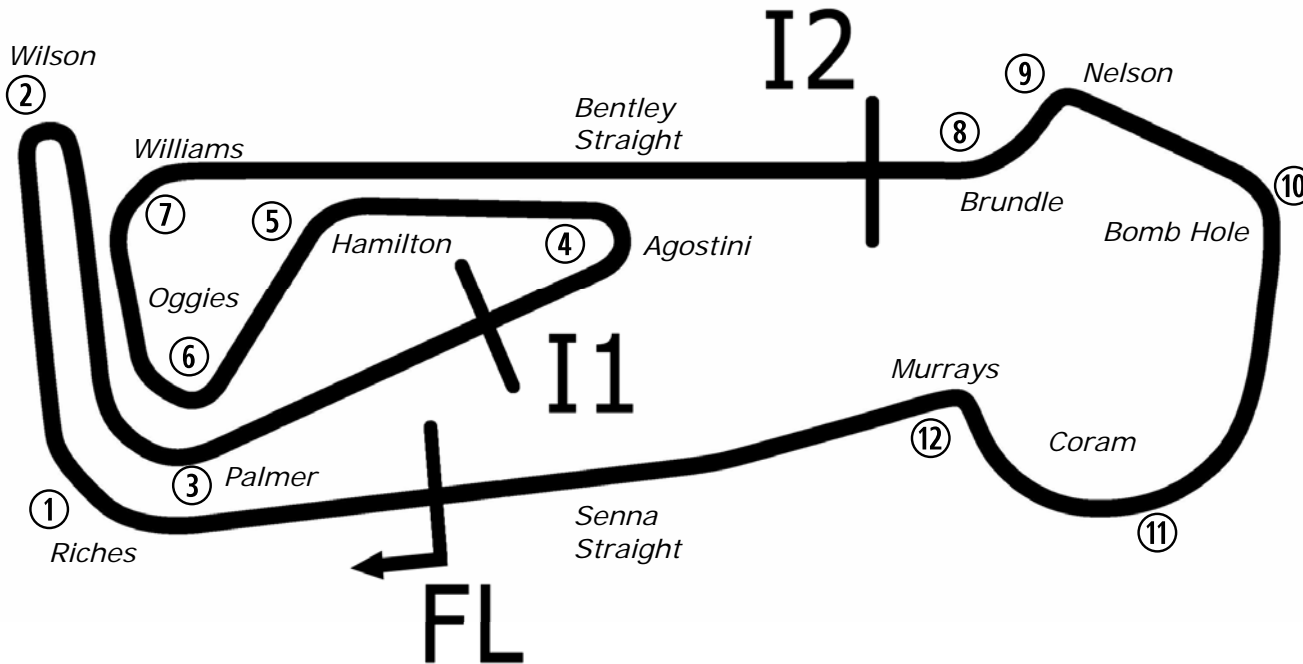
Snetterton 300

21<sup>st</sup> – 23<sup>rd</sup> August 2020

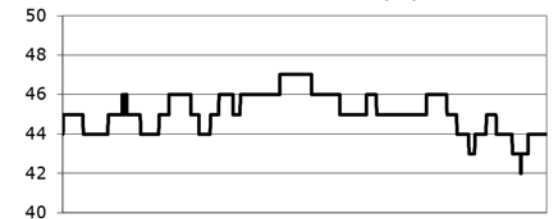


Results Provided by Timing Solutions Ltd  
[www.tsl-timing.com](http://www.tsl-timing.com)

# Snetterton 300



Circuit Altitude (m)



Length	2.9689 miles	4778.0 m	
FL		52.46340 N	0.94476 E
I1	1545m	52.46487 N	0.94466 E
I2	3198m	52.46617 N	0.94964 E
Pit Entry	4572m	52.46364 N	0.94774 E
Pit Exit	40m after FL	52.46338 N	0.94420 E
Pit Entry-Pit Exit 246m, 14.7s @60kph, 11.0s @80kph			

Lap Records		Best Sector Information					
		Sector 1	S1 Trap (mph)	Sector 2	S2 Trap (mph)	Sector 3	F/L Trap (mph)
Superbikes	1:47.143	33.176	145.5	37.203	181.3	35.611	175.6
Supersport / GP2	1:50.689	34.455	136.1	38.979	164.4	36.578	158.6
Superstock 1000	1:49.892	34.294	144.3	38.465	174.7	36.548	170.7
Superstock 600	1:53.456	35.215	133.7	39.537	160.5	37.578	151.5
600 Sidecar	1:58.396	36.955	123.1	41.896	144.3	39.147	130.5
Ducati Cup	1:53.015	35.310	132.8	39.636	164.4	37.784	156.0
BTC 18/19	2:02.460	38.373	116.5	43.167	132.6	40.369	122.4
BTC 2020	TBE	TBE	TBE	TBE	TBE	TBE	TBE
Junior Supersport	2:08.046	40.112	111.1	45.157	126.1	42.139	112.7

**2020 Honda British Talent Cup**  
**RIDER PERFORMANCE CHART AFTER ROUND 2**



#	NAME / BIKE	7th-9th August Donington Park National		21st-23rd August Snetterton 300		4th-6th September Silverstone National		2nd-4th October Donington Park GP		16th-18th October Brands Hatch GP	
		1	2	3	4	5	6	7	8	9	10
2	Rhys COATES	DF	14								
4	Sullivan MOUNSEY	14	11								
7	Jamie LYONS	4	DNS								
8	Eddie O'SHEA	5	5								
11	Rossi DOBSON	16	13								
14	Evann PENDRILL	15	16								
15	Harrison CROSBY	11	9								
16	Harvey CLARIDGE	8	2								
17	Franco BOURNE	2	1								
27	Calum BEACH	DF	15								
37	Corey TINKER	6	DNS								
43	Ryan HITCHCOCK	12	8								
44	Lucas HILL	17	17								
46	Elliott DUFTON	10	6								
48	Ollie WALKER	13	7								
50	Aditya BEHAL	DF	DF								
52	Evan BELFORD	DF	4								
57	Josh HIATT	19	DNS								
65	Alexander ROWAN	21	18								
66	Annabel THOMAS	20	DF								
69	Gary SCOTT	18	12								
71	Charlie FARRER	3	DNS								
72	Casey O'GORMAN	1 *	DF								
74	James COOK	9	10								
90	Harry COOK	22	19								
99	Bailey STUART-CAMPBELL	7	3								

\* Denotes Fastest Lap | DF = Did Not Finish | NQ = Did Not Qualify | DNS = Did Not Start

NC = Finished but Not Classified | EX = Excluded | Change of Team/Machine ||

**Denotes Pole Position**

## FREE PRACTICE 1 - CLASSIFICATION

POS	NO	NAME	NAT	ENTRY	TIME	ON	LAPS	GAP	DIFF	MPH
1	72	Casey O'GORMAN	GBR	Honda - Microlise Cresswell Racing	2:10.180	14	14			82.10
2	71	Charlie FARRER	GBR	Honda - Victoria House Racing Academy / Mortimer Racir	2:11.343	11	13	1.163	1.163	81.37
3	16	Harvey CLARIDGE	GBR	Honda - City Lifting / SP125 Racing	2:12.108	12	12	1.928	0.765	80.90
4	8	Eddie O'SHEA	GBR	Honda - WAM	2:12.613	9	10	2.433	0.505	80.59
5	52	Evan BELFORD	GBR	Honda - City Lifting by RS Racing	2:13.537	9	10	3.357	0.924	80.03
6	15	Harrison CROSBY	GBR	Honda - Banks Racing	2:14.092	12	12	3.912	0.555	79.70
7	17	Franco BOURNE	GBR	Honda - Franco Bourne Racing / SP125 Racing	2:14.252	4	7	4.072	0.160	79.61
8	37	Corey TINKER	GBR	Honda - Stauff Fluid Power Academy	2:14.549	10	12	4.369	0.297	79.43
9	48	Ollie WALKER	GBR	Honda - Moto Rapido / SP125 Racing	2:14.792	10	11	4.612	0.243	79.29
10	74	James COOK	GBR	Honda - Wilson Racing	2:15.542	13	13	5.362	0.750	78.85
11	99	Bailey STUART-CAMPBELL	GBR	Honda - 151s S-C Racing	2:16.104	11	11	5.924	0.562	78.52
12	57	Josh HIATT	GBR	Honda - Wilson Racing	2:16.520	13	13	6.340	0.416	78.28
13	11	Rossi DOBSON	GBR	Honda - Rossi Dobson	2:16.786	12	12	6.606	0.266	78.13
14	27	Calum BEACH	GBR	Honda - Calum Beach Racing / SP125 Racing	2:18.167	12	12	7.987	1.381	77.35
15	69	Gary SCOTT	GBR	Honda - Scott Racing	2:18.778	12	12	8.598	0.611	77.01
16	66	Annabel THOMAS	GBR	Honda - Microlise Cresswell Racing	2:19.852	6	11	9.672	1.074	76.42
17	44	Lucas HILL	GBR	Honda - Ashcourt Racing	2:19.978	10	12	9.798	0.126	76.35
18	14	Evann PENDRILL	GBR	Honda - VHC Racing	2:20.117	9	9	9.937	0.139	76.27
19	2	Rhys COATES	GBR	Honda - Ernie Coates Race Support	2:20.192	12	13	10.012	0.075	76.23
20	43	Ryan HITCHCOCK	GBR	Honda - Wilson Racing	2:20.344	9	11	10.164	0.152	76.15
21	7	Jamie LYONS	GBR	Honda - Jamie Lyons Racing	2:21.848	3	3	11.668	1.504	75.34

QUALIFYING LAPTIME (110.0% of 2:10.180) = 2:23.198

22	90	Harry COOK	GBR	Honda - JDF Racing	2:23.483	11	13	13.303	1.635	74.49
23	65	Alexander ROWAN	GBR	Honda - Alexander Rowan Racing	2:27.048	8	10	16.868	3.565	72.68
24	45	Elliott DUFTON	GBR	Honda - D&D Racing			2			
25	4	Sullivan MOUNSEY	GBR	Honda - Lloyd & Jones PR Racing						
26	75	Jonathan GARNESSE	GBR	Honda - Microlise Cresswell Racing						

Weather / Track : Cloudy / Dry

These results are provisional until the conclusion of any judicial and technical matters.

Snetterton 300

Circuit Length = 2.9689 miles

Start: 10:00 Flag 10:39 End: 10:42

Race Director :	Stewards :	Timekeeper :
-----------------	------------	--------------

Results can be found at [www.britishsuperbike.com](http://www.britishsuperbike.com)

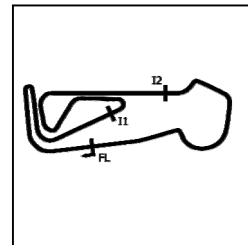
Printed - 10:43 Friday, 21 August 2020

# MCRCB BULLETIN TK002

## 2020 Bennetts British Superbike Championship - Monster Round 2

### 2020 Honda British Talent Cup

### FREE PRACTICE 1 - SECTOR ANALYSIS



SECTOR 1 = FL to I1, SECTOR 2 = I1 to I2, SECTOR 3 = I2 to FL, DIFF = Difference To Personal Best Lap, P = Crossed Finish Line in Pit Lane, D = Time Disallowed

P1 72		Casey O'GORMAN					Honda - Microlise Cresswell Racing				
IDEAL LAP TIME : 2:10.180		BEST LAP TIME : 2:10.180					DIFFERENCE : 0.000				
LAP	SECTOR 1	SECTOR 2		SECTOR 3		LAP TIME	MPH	DIFF	TIME OF DAY		
1 -	OUTLAP	98.5	56.114	67.7	IN PIT	11:37.654	P	15.32	9:27.474	10:12:34.269	
2 -	OUTLAP	103.0	48.697	116.3	47.752	116.7	2:25.369	73.52	15.189	10:14:59.638	
3 -	43.170	111.6	48.024	126.8	46.454	114.3	2:17.648	77.64	7.468	10:17:17.286	
4 -	42.994	112.2	47.547	128.3	45.768	114.7	2:16.309	78.41	6.129	10:19:33.595	
5 -	42.519	110.7	47.289	126.8	45.342	115.1	2:15.150	79.08	4.970	10:21:48.745	
6 -	42.165	111.4	46.999	<b>128.5</b>	45.232	115.1	2:14.396	79.52	4.216	10:24:03.141	
7 -	41.936	113.5	46.603	126.6	44.789	113.3	2:13.328	80.16	3.148	10:26:16.469	
8 -	41.509	112.9	46.484	127.5	44.371	114.5	2:12.364	80.74	2.184	10:28:28.833	
9 -	41.795	113.1	46.496	126.8	44.603	114.3	2:12.894	80.42	2.714	10:30:41.727	
10 -	41.513	113.7	46.079	127.0	44.246	114.9	2:11.838	(3)	81.06	1.658	10:32:53.565
11 -	41.507	113.1	46.237	126.6	44.441	114.1	2:12.185	80.85	2.005	10:35:05.750	
12 -	41.000	113.1	46.173	125.6	43.978	114.5	2:11.151	(2)	81.49	0.971	10:37:16.901
13 -	41.070	111.4	47.807	121.7	47.249	<b>118.1</b>	2:16.126	78.51	5.946	10:39:33.027	
14 -	<b>40.571</b>	<b>114.5</b>	<b>45.865</b>	127.8	<b>43.744</b>	117.3	<b>2:10.180</b>	(1)	<b>82.10</b>	<b>10:41:43.207</b>	

P2 71		Charlie FARRER					Honda - Victoria House Racing Academy / Mortimer Racing				
IDEAL LAP TIME : 2:11.164		BEST LAP TIME : 2:11.343					DIFFERENCE : 0.179				
LAP	SECTOR 1	SECTOR 2		SECTOR 3		LAP TIME	MPH	DIFF	TIME OF DAY		
1 -	OUTLAP	65.8	56.871	78.3	IN PIT	10:38.291	P	16.74	8:26.948	10:12:18.920	
2 -	OUTLAP	100.7	49.239	120.4	47.857	110.9	2:24.268	74.08	12.925	10:14:43.188	
3 -	43.378	101.9	48.294	124.0	45.764	110.9	2:17.436	77.76	6.093	10:17:00.624	
4 -	42.310	105.1	47.388	124.2	44.943	112.4	2:14.641	79.38	3.298	10:19:15.265	
5 -	42.067	108.2	47.538	123.5	44.519	112.0	2:14.124	79.68	2.781	10:21:29.389	
6 -	41.878	108.5	46.884	<b>125.4</b>	44.656	110.9	2:13.418	80.10	2.075	10:23:42.807	
7 -	41.347	111.1	46.639	124.2	44.213	110.9	2:12.199	80.84	0.856	10:25:55.006	
8 -	41.632	110.9	46.869	<b>125.4</b>	44.411	110.5	2:12.912	80.41	1.569	10:28:07.918	
9 -	41.341	110.3	46.950	123.8	44.426	111.6	2:12.717	80.53	1.374	10:30:20.635	
10 -	41.078	110.9	47.025	124.5	44.090	111.2	2:12.193	(3)	80.85	0.850	10:32:32.828
11 -	<b>40.933</b>	110.0	46.419	124.2	<b>43.991</b>	112.2	<b>2:11.343</b>	(1)	<b>81.37</b>	<b>10:34:44.171</b>	
12 -	41.805	111.6	<b>46.240</b>	123.5	44.110	111.4	2:12.155	(2)	80.87	0.812	10:36:56.326
13 -	41.283	<b>112.0</b>	47.688	123.3	44.527	<b>112.5</b>	2:13.498	80.06	2.155	10:39:09.824	

P3 16		Harvey CLARIDGE					Honda - City Lifting / SP125 Racing				
IDEAL LAP TIME : 2:11.887		BEST LAP TIME : 2:12.108					DIFFERENCE : 0.221				
LAP	SECTOR 1	SECTOR 2		SECTOR 3		LAP TIME	MPH	DIFF	TIME OF DAY		
1 -	OUTLAP	99.1	49.032	105.6	IN PIT	16:18.537	P	10.92	14:06.429	10:16:55.508	
2 -	OUTLAP	103.5	48.665	121.7	46.758	112.2	2:26.017	73.19	13.909	10:19:21.525	
3 -	43.187	107.0	48.405	122.6	46.272	<b>112.5</b>	2:17.864	77.52	5.756	10:21:39.389	
4 -	43.831	105.1	47.554	123.3	45.436	111.6	2:16.821	78.11	4.713	10:23:56.210	
5 -	41.448	107.5	47.076	123.8	45.047	111.2	2:13.571	80.01	1.463	10:26:09.781	
6 -	41.702	109.2	47.066	124.9	44.715	111.2	2:13.483	80.07	1.375	10:28:23.264	
7 -	41.295	109.6	46.716	123.8	44.383	111.4	2:12.394	80.72	0.286	10:30:35.658	
8 -	41.204	109.4	46.627	123.5	44.436	111.8	2:12.267	(2)	80.80	0.159	10:32:47.925
9 -	41.066	110.0	<b>46.624</b>	124.0	44.638	111.1	2:12.328	(3)	80.76	0.220	10:35:00.253
10 -	41.444	90.6	48.755	122.0	45.137	111.4	2:15.336	78.97	3.228	10:37:15.589	
11 -	41.385	<b>110.3</b>	47.529	<b>128.0</b>	46.312	112.4	2:15.226	79.03	3.118	10:39:30.815	
12 -	<b>40.963</b>	109.4	46.845	123.3	<b>44.300</b>	112.2	<b>2:12.108</b>	(1)	<b>80.90</b>	<b>10:41:42.923</b>	

Weather / Track : Cloudy / Dry

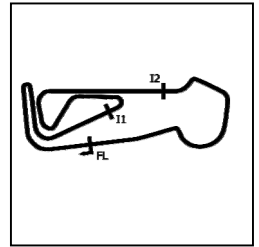
Snetterton 300  
Circuit Length = 2.9689 miles  
Start: 10:00 Flag 10:39 End: 10:42

# MCRCB BULLETIN TK002

## 2020 Bennetts British Superbike Championship - Monster Round 2

### 2020 Honda British Talent Cup

### FREE PRACTICE 1 - SECTOR ANALYSIS



SECTOR 1 = FL to I1, SECTOR 2 = I1 to I2, SECTOR 3 = I2 to FL, DIFF = Difference To Personal Best Lap, P = Crossed Finish Line in Pit Lane, D = Time Disallowed

P4		8		Eddie O'SHEA			Honda - WAM			
IDEAL LAP TIME : 2:11.990		BEST LAP TIME : 2:12.613			DIFFERENCE : 0.623					
LAP	SECTOR 1	SECTOR 2		SECTOR 3		LAP TIME	MPH	DIFF	TIME OF DAY	
1 -	OUTLAP	94.5	51.966	115.1	IN PIT	12:53.546	P 13.81	10:40.933	10:13:06.416	
2 -	OUTLAP	87.7	51.479	117.5	48.502	112.9	2:29.948	71.27	17.335	10:15:36.364
3 -	43.874	105.3	49.344	124.0	46.696	114.5	2:19.914	76.39	7.301	10:17:56.278
4 -	43.067	104.5	48.989	126.3	46.034	114.1	2:18.090	77.39	5.477	10:20:14.368
5 -	42.907	102.7	47.935	126.6	45.335	113.7	2:16.177	78.48	3.564	10:22:30.545
6 -	42.248	104.3	47.578	127.5	44.924	114.1	2:14.750	79.31	2.137	10:24:45.295
7 -	42.094	104.2	47.631	<b>128.3</b>	44.468	113.9	2:14.193	(3) 79.64	1.580	10:26:59.488
8 -	42.412	105.8	47.584	125.2	44.347	113.5	2:14.343	79.55	1.730	10:29:13.831
9 -	<b>41.404</b>	106.6	47.239	128.0	<b>43.970</b>	<b>114.9</b>	<b>2:12.613</b>	(1) <b>80.59</b>		<b>10:31:26.444</b>
10 -	41.826	108.0	47.087	127.5	44.218	114.3	2:13.131	(2) 80.28	0.518	10:33:39.575

P5		52		Evan BELFORD			Honda - City Lifting by RS Racing			
IDEAL LAP TIME : 2:13.243		BEST LAP TIME : 2:13.537			DIFFERENCE : 0.294					
LAP	SECTOR 1	SECTOR 2		SECTOR 3		LAP TIME	MPH	DIFF	TIME OF DAY	
1 -	OUTLAP	99.1	52.821	98.3	IN PIT	14:35.810	P 12.20	12:22.273	10:14:56.660	
2 -	OUTLAP	97.6	51.802	117.3	48.452	112.4	2:32.257	70.19	18.720	10:17:28.917
3 -	45.620	102.1	50.073	125.6	46.769	113.7	2:22.462	75.02	8.925	10:19:51.379
4 -	44.417	100.4	48.443	126.6	45.061	114.7	2:17.921	77.49	4.384	10:22:09.300
5 -	43.595	104.2	47.974	127.0	45.498	<b>115.3</b>	2:17.067	77.97	3.530	10:24:26.367
6 -	42.994	103.4	48.978	124.7	IN PIT	6:57.537	P 25.59	4:44.000	10:31:23.904	
7 -	OUTLAP	<b>110.0</b>	48.346	124.5	45.254	113.9	2:25.075	73.67	11.538	10:33:48.979
8 -	43.002	109.1	47.191	127.3	44.844	113.5	2:15.037	(3) 79.14	1.500	10:36:04.016
9 -	42.173	109.8	47.120	125.4	<b>44.244</b>	113.7	<b>2:13.537</b>	(1) <b>80.03</b>		<b>10:38:17.553</b>
10 -	<b>42.153</b>	<b>110.0</b>	<b>46.846</b>	<b>127.5</b>	44.538	114.5	<b>2:13.537</b>	(1) <b>80.03</b>		<b>10:40:31.090</b>

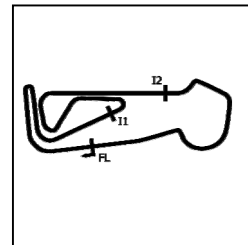
P6		15		Harrison CROSBY			Honda - Banks Racing			
IDEAL LAP TIME : 2:14.092		BEST LAP TIME : 2:14.092			DIFFERENCE : 0.000					
LAP	SECTOR 1	SECTOR 2		SECTOR 3		LAP TIME	MPH	DIFF	TIME OF DAY	
1 -	OUTLAP	86.5	52.283	111.8	IN PIT	12:32.061	P 14.21	10:17.969	10:12:41.578	
2 -	OUTLAP	88.0	51.567	112.4	49.050	110.3	2:30.768	70.89	16.676	10:15:12.346
3 -	44.422	91.3	49.903	118.9	47.400	111.1	2:21.725	75.41	7.633	10:17:34.071
4 -	44.103	93.9	48.623	122.0	45.625	<b>112.0</b>	2:18.351	77.25	4.259	10:19:52.422
5 -	43.092	98.3	47.946	121.5	45.714	111.2	2:16.752	78.15	2.660	10:22:09.174
6 -	43.016	97.3	47.872	<b>123.3</b>	45.143	110.0	2:16.031	(3) 78.57	1.939	10:24:25.205
7 -	51.970	79.6	50.095	122.2	IN PIT	4:56.149	P 36.09	2:42.057	10:29:21.354	
8 -	OUTLAP	93.5	49.078	119.1	46.084	<b>112.0</b>	2:23.134	74.67	9.042	10:31:44.488
9 -	43.679	<b>98.6</b>	48.351	119.1	45.379	111.2	2:17.409	77.78	3.317	10:34:01.897
10 -	42.469	96.5	47.542	121.3	44.998	110.7	2:15.009	(2) 79.16	0.917	10:36:16.906
11 -	42.996	93.9	47.888	122.2	45.491	110.1	2:16.375	78.37	2.283	10:38:33.281
12 -	<b>42.191</b>	97.3	<b>47.217</b>	<b>123.3</b>	<b>44.684</b>	111.1	<b>2:14.092</b>	(1) <b>79.70</b>		<b>10:40:47.373</b>

P7		17		Franco BOURNE			Honda - Franco Bourne Racing / SP125 Racing			
IDEAL LAP TIME : 2:12.125		BEST LAP TIME : 2:14.252			DIFFERENCE : 2.127					
LAP	SECTOR 1	SECTOR 2		SECTOR 3		LAP TIME	MPH	DIFF	TIME OF DAY	
1 -	OUTLAP	96.9	50.295	114.9	IN PIT	16:48.881	P 10.59	14:34.629	10:16:55.680	
2 -	OUTLAP	100.0	48.594	123.8	45.295	<b>115.3</b>	2:25.950	73.23	11.698	10:19:21.630
3 -	43.500	104.8	48.073	118.9	45.635	112.9	2:17.208	77.89	2.956	10:21:38.838
4 -	42.017	107.0	47.364	123.8	44.871	110.5	<b>2:14.252</b>	(1) <b>79.61</b>		<b>10:23:53.090</b>
5 -	42.059	104.8	47.287	<b>126.1</b>	45.032	109.2	2:14.378	(2) 79.53	0.126	10:26:07.468
6 -	45.322	107.0	47.339	124.9	<b>44.369</b>	111.2	2:17.030	(3) 77.99	2.778	10:28:24.498
7 -	<b>41.280</b>	<b>109.6</b>	<b>46.476</b>	124.9	IN PIT	12:58.064	P 13.73	10:43.812	10:41:22.562	

Weather / Track : Cloudy / Dry

Snetterton 300  
Circuit Length = 2.9689 miles  
Start: 10:00 Flag 10:39 End: 10:42

## FREE PRACTICE 1 - SECTOR ANALYSIS



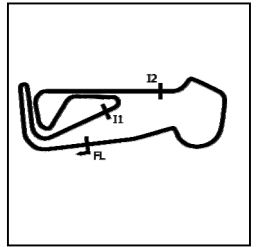
SECTOR 1 = FL to I1, SECTOR 2 = I1 to I2, SECTOR 3 = I2 to FL, DIFF = Difference To Personal Best Lap, P = Crossed Finish Line in Pit Lane, D = Time Disallowed

P8 37		Corey TINKER			Honda - Stauff Fluid Power Academy						
IDEAL LAP TIME : 2:14.157		BEST LAP TIME : 2:14.549			DIFFERENCE : 0.392						
LAP	SECTOR 1	SECTOR 2		SECTOR 3		LAP TIME	MPH	DIFF	TIME OF DAY		
1 -	OUTLAP	78.6	52.049	101.6	IN PIT		12:44.941	P	13.97	10:30.392	10:12:55.243
2 -	OUTLAP	93.9	49.940	117.3	48.753	111.1	2:30.352		71.08	15.803	10:15:25.595
3 -	44.658	103.0	49.492	117.7	48.185	111.4	2:22.335		75.09	7.786	10:17:47.930
4 -	44.044	<b>108.5</b>	48.877	119.1	46.738	<b>112.0</b>	2:19.659		76.52	5.110	10:20:07.589
5 -	43.740	101.8	48.346	122.6	46.017	111.6	2:18.103		77.39	3.554	10:22:25.692
6 -	43.198	105.5	47.919	123.5	45.757	110.5	2:16.874		78.08	2.325	10:24:42.566
7 -	42.990	100.9	47.874	<b>125.2</b>	45.429	109.2	2:16.293		78.41	1.744	10:26:58.859
8 -	42.930	104.3	47.970	124.2	<b>44.706</b>	111.1	2:15.606	(3)	78.81	1.057	10:29:14.465
9 -	<b>41.979</b>	103.7	47.800	123.3	44.853	110.7	2:14.632	(2)	79.38	0.083	10:31:29.097
<b>10 -</b>	42.232	108.0	<b>47.472</b>	122.4	44.845	110.0	<b>2:14.549</b>	(1)	<b>79.43</b>		<b>10:33:43.646</b>
11 -	42.437	104.8	47.712	121.5	IN PIT		4:03.242	P	43.94	1:48.693	10:37:46.888
12 -	OUTLAP	107.7	48.050	122.0	45.668	110.5	2:23.846		74.30	9.297	10:40:10.734

P9 48		Ollie WALKER			Honda - Moto Rapido / SP125 Racing						
IDEAL LAP TIME : 2:14.528		BEST LAP TIME : 2:14.792			DIFFERENCE : 0.264						
LAP	SECTOR 1	SECTOR 2		SECTOR 3		LAP TIME	MPH	DIFF	TIME OF DAY		
1 -	OUTLAP	91.8	49.144	106.1	IN PIT		16:08.309	P	11.03	13:53.517	10:16:45.775
2 -	OUTLAP	96.0	50.270	116.9	48.394	109.4	2:35.310		68.81	20.518	10:19:21.085
3 -	45.083	95.5	49.407	119.8	47.082	<b>112.0</b>	2:21.572		75.49	6.780	10:21:42.657
4 -	44.182	95.7	50.203	122.4	46.421	110.7	2:20.806		75.90	6.014	10:24:03.463
5 -	43.936	98.1	48.281	121.7	45.820	109.2	2:18.037		77.42	3.245	10:26:21.500
6 -	43.584	102.4	48.183	<b>123.8</b>	45.577	110.0	2:17.344		77.81	2.552	10:28:38.844
7 -	43.095	100.6	47.676	122.0	45.715	110.7	2:16.486		78.30	1.694	10:30:55.330
8 -	43.248	99.7	49.118	122.9	45.268	110.0	2:17.634		77.65	2.842	10:33:12.964
9 -	42.722	<b>105.6</b>	47.060	123.1	45.201	110.1	2:14.983	(2)	79.18	0.191	10:35:27.947
<b>10 -</b>	42.596	101.5	<b>47.053</b>	122.9	<b>45.143</b>	110.9	<b>2:14.792</b>	(1)	<b>79.29</b>		<b>10:37:42.739</b>
11 -	<b>42.332</b>	99.2	47.352	122.4	45.479	111.1	2:15.163	(3)	79.07	0.371	10:39:57.902

P10 74		James COOK			Honda - Wilson Racing						
IDEAL LAP TIME : 2:14.914		BEST LAP TIME : 2:15.542			DIFFERENCE : 0.628						
LAP	SECTOR 1	SECTOR 2		SECTOR 3		LAP TIME	MPH	DIFF	TIME OF DAY		
1 -	OUTLAP	86.0	53.741	111.8	IN PIT		12:46.093	P	13.95	10:30.551	10:12:56.281
2 -	OUTLAP	92.9	52.668	108.4	50.015	101.5	2:35.900		68.55	20.358	10:15:32.181
3 -	45.775	93.3	51.079	114.5	48.331	107.3	2:25.185		73.61	9.643	10:17:57.366
4 -	44.706	96.9	50.190	114.1	47.411	107.2	2:22.307		75.10	6.765	10:20:19.673
5 -	44.165	91.4	49.652	113.9	47.303	108.7	2:21.120		75.73	5.578	10:22:40.793
6 -	44.012	97.8	48.884	117.3	48.464	105.8	2:21.360		75.60	5.818	10:25:02.153
7 -	43.944	104.6	49.050	114.9	46.420	106.5	2:19.414		76.66	3.872	10:27:21.567
8 -	43.135	99.2	48.798	115.7	45.922	108.4	2:17.855		77.53	2.313	10:29:39.422
9 -	42.981	99.4	48.265	119.4	45.680	109.4	2:16.926		78.05	1.384	10:31:56.348
10 -	42.605	102.2	48.212	117.9	46.590	<b>112.2</b>	2:17.407		77.78	1.865	10:34:13.755
11 -	<b>42.051</b>	<b>105.6</b>	<b>47.609</b>	119.8	45.938	109.6	2:15.598	(2)	78.82	0.056	10:36:29.353
12 -	42.622	99.1	47.852	<b>120.0</b>	46.018	111.2	2:16.492	(3)	78.30	0.950	10:38:45.845
<b>13 -</b>	42.620	98.5	47.668	119.8	<b>45.254</b>	109.4	<b>2:15.542</b>	(1)	<b>78.85</b>		<b>10:41:01.387</b>

## FREE PRACTICE 1 - SECTOR ANALYSIS



SECTOR 1 = FL to I1, SECTOR 2 = I1 to I2, SECTOR 3 = I2 to FL, DIFF = Difference To Personal Best Lap, P = Crossed Finish Line in Pit Lane, D = Time Disallowed

P11 99		Bailey STUART-CAMPBELL				Honda - 151s S-C Racing				
IDEAL LAP TIME : 2:16.104		BEST LAP TIME : 2:16.104				DIFFERENCE : 0.000				
LAP	SECTOR 1	SECTOR 2		SECTOR 3		LAP TIME	MPH	DIFF	TIME OF DAY	
1 -	OUTLAP	93.3	54.040	114.5	IN PIT	12:33.523	P 14.18	10:17.419	10:12:44.188	
2 -	OUTLAP	103.4	52.263	122.6	51.693	110.7	2:36.485	68.30	20.381	10:15:20.673
3 -	47.144	96.8	53.124	124.0	IN PIT	6:45.576	P 26.35	4:29.472	10:22:06.249	
4 -	OUTLAP	102.4	52.941	123.3	IN PIT	3:17.066	P 54.23	1:00.962	10:25:23.315	
5 -	OUTLAP	106.1	51.364	<b>125.2</b>	49.252	110.5	2:33.673	69.55	17.569	10:27:56.988
6 -	44.353	109.1	49.722	123.8	46.662	112.0	2:20.737	75.94	4.633	10:30:17.725
7 -	43.364	108.5	48.704	124.5	45.698	112.2	2:17.766	(2) 77.58	1.662	10:32:35.491
8 -	43.439	106.6	48.799	124.7	46.121	112.2	2:18.359	(3) 77.24	2.255	10:34:53.850
9 -	43.218	107.8	48.809	123.3	46.395	112.4	2:18.422	77.21	2.318	10:37:12.272
10 -	43.510	105.8	48.768	117.5	48.246	<b>113.3</b>	2:20.524	76.05	4.420	10:39:32.796
11 -	<b>42.746</b>	<b>111.6</b>	<b>47.966</b>	124.0	<b>45.392</b>	112.4	<b>2:16.104</b>	(1) <b>78.52</b>		<b>10:41:48.900</b>

P12 57		Josh HIATT				Honda - Wilson Racing				
IDEAL LAP TIME : 2:16.376		BEST LAP TIME : 2:16.520				DIFFERENCE : 0.144				
LAP	SECTOR 1	SECTOR 2		SECTOR 3		LAP TIME	MPH	DIFF	TIME OF DAY	
1 -	OUTLAP	100.7	51.475	119.1	IN PIT	12:23.289	P 14.37	10:06.769	10:12:29.467	
2 -	OUTLAP	97.8	51.418	115.9	49.761	108.4	2:30.755	70.89	14.235	10:15:00.222
3 -	45.617	98.3	50.697	117.5	47.948	105.1	2:24.262	74.08	7.742	10:17:24.484
4 -	43.880	104.3	49.917	119.4	47.293	106.8	2:21.090	75.75	4.570	10:19:45.574
5 -	43.667	103.2	49.023	117.5	46.354	108.0	2:19.044	76.86	2.524	10:22:04.618
6 -	43.910	102.7	49.074	118.1	IN PIT	3:29.083	P 51.11	1:12.563	10:25:33.701	
7 -	OUTLAP	101.5	50.575	118.3	47.082	106.0	2:24.830	73.79	8.310	10:27:58.531
8 -	43.658	101.5	49.626	118.1	46.405	107.3	2:19.689	76.51	3.169	10:30:18.220
9 -	43.624	102.1	49.244	118.7	46.000	106.8	2:18.868	76.96	2.348	10:32:37.088
10 -	42.833	104.2	<b>48.323</b>	<b>120.9</b>	46.188	108.0	2:17.344	(2) 77.81	0.824	10:34:54.432
11 -	43.460	<b>106.6</b>	48.423	118.7	46.381	<b>109.1</b>	2:18.264	77.30	1.744	10:37:12.696
12 -	42.806	105.3	48.566	120.2	46.876	108.2	2:18.248	(3) 77.31	1.728	10:39:30.944
13 -	<b>42.478</b>	106.3	48.467	118.7	<b>45.575</b>	108.0	<b>2:16.520</b>	(1) <b>78.28</b>		<b>10:41:47.464</b>

P13 11		Rossi DOBSON				Honda - Rossi Dobson				
IDEAL LAP TIME : 2:16.680		BEST LAP TIME : 2:16.786				DIFFERENCE : 0.106				
LAP	SECTOR 1	SECTOR 2		SECTOR 3		LAP TIME	MPH	DIFF	TIME OF DAY	
1 -	OUTLAP	90.3	53.880	105.6	IN PIT	12:39.587	P 14.07	10:22.801	10:12:44.787	
2 -	OUTLAP	92.6	52.341	107.0	51.480	110.5	2:35.945	68.53	19.159	10:15:20.732
3 -	46.882	95.8	51.245	115.9	49.232	<b>113.9</b>	2:27.359	72.53	10.573	10:17:48.091
4 -	45.687	101.3	49.961	119.8	47.966	111.2	2:23.614	74.42	6.828	10:20:11.705
5 -	44.601	104.8	49.151	<b>122.9</b>	47.567	111.2	2:21.319	75.63	4.533	10:22:33.024
6 -	44.372	104.5	49.031	121.1	47.276	110.5	2:20.679	75.97	3.893	10:24:53.703
7 -	44.256	103.0	49.583	121.1	47.166	108.2	2:21.005	75.79	4.219	10:27:14.708
8 -	44.128	106.3	48.875	120.2	46.865	109.4	2:19.868	76.41	3.082	10:29:34.576
9 -	43.501	<b>107.5</b>	<b>48.051</b>	121.7	46.757	110.5	2:18.309	(3) 77.27	1.523	10:31:52.885
10 -	43.015	106.6	48.802	119.8	46.614	110.5	2:18.431	77.20	1.645	10:34:11.316
11 -	42.703	105.0	48.427	119.6	46.292	110.7	2:17.422	(2) 77.77	0.636	10:36:28.738
12 -	<b>42.462</b>	106.1	48.157	120.2	<b>46.167</b>	111.1	<b>2:16.786</b>	(1) <b>78.13</b>		<b>10:38:45.524</b>

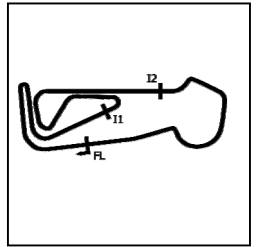


# MCRCB BULLETIN TK002

## 2020 Bennetts British Superbike Championship - Monster Round 2

### 2020 Honda British Talent Cup

### FREE PRACTICE 1 - SECTOR ANALYSIS



SECTOR 1 = FL to I1, SECTOR 2 = I1 to I2, SECTOR 3 = I2 to FL, DIFF = Difference To Personal Best Lap, P = Crossed Finish Line in Pit Lane, D = Time Disallowed

P14 27		Calum BEACH				Honda - Calum Beach Racing / SP125 Racing				
IDEAL LAP TIME : 2:18.059		BEST LAP TIME : 2:18.167				DIFFERENCE : 0.108				
LAP	SECTOR 1	SECTOR 2		SECTOR 3		LAP TIME	MPH	DIFF	TIME OF DAY	
1 -	OUTLAP	91.4	54.033	108.5	IN PIT	12:02.507	P 14.79	9:44.340	10:12:14.685	
2 -	OUTLAP	91.6	52.625	110.3	51.247	105.8	2:37.144	68.01	18.977	10:14:51.829
3 -	47.218	100.4	50.692	110.0	49.115	107.0	2:27.025	72.69	8.858	10:17:18.854
4 -	45.778	102.6	49.437	118.5	48.598	106.5	2:23.813	74.31	5.646	10:19:42.667
5 -	44.884	104.5	48.605	117.3	47.292	107.5	2:20.781	75.91	2.614	10:22:03.448
6 -	45.032	<b>107.5</b>	49.663	<b>118.9</b>	47.766	107.5	2:22.461	75.02	4.294	10:24:25.909
7 -	43.989	105.0	50.216	108.5	IN PIT	4:50.654	P 36.77	2:32.487	10:29:16.563	
8 -	OUTLAP	94.6	50.205	116.3	48.036	107.5	2:27.209	72.60	9.042	10:31:43.772
9 -	44.391	96.0	49.465	117.1	46.563	107.7	2:20.419	76.11	2.252	10:34:04.191
10 -	43.626	97.2	49.690	117.1	46.293	107.5	2:19.609	(2) 76.55	1.442	10:36:23.800
11 -	<b>43.437</b>	105.3	48.670	<b>118.9</b>	48.213	105.6	2:20.320	(3) 76.16	2.153	10:38:44.120
12 -	43.545	104.8	<b>48.595</b>	114.5	<b>46.027</b>	<b>108.4</b>	<b>2:18.167</b>	(1) <b>77.35</b>	<b>10:41:02.287</b>	

P15 69		Gary SCOTT				Honda - Scott Racing				
IDEAL LAP TIME : 2:18.686		BEST LAP TIME : 2:18.778				DIFFERENCE : 0.092				
LAP	SECTOR 1	SECTOR 2		SECTOR 3		LAP TIME	MPH	DIFF	TIME OF DAY	
1 -	OUTLAP	85.9	51.878	101.5	IN PIT	12:27.579	P 14.29	10:08.801	10:12:38.807	
2 -	OUTLAP	100.4	53.194	113.5	49.177	108.9	2:33.800	69.49	15.022	10:15:12.607
3 -	45.147	97.1	49.487	119.1	47.501	<b>110.5</b>	2:22.135	75.19	3.357	10:17:34.742
4 -	44.638	98.3	48.877	119.6	52.217	104.5	2:25.732	73.34	6.954	10:20:00.474
5 -	44.478	102.6	48.596	118.5	47.460	108.0	2:20.534	76.05	1.756	10:22:21.008
6 -	47.799	57.1	49.262	117.7	47.133	107.8	2:24.194	74.12	5.416	10:24:45.202
7 -	48.308	76.8	55.232	118.7	IN PIT	3:39.806	P 48.62	1:21.028	10:28:25.008	
8 -	OUTLAP	102.6	49.082	119.6	48.051	108.9	2:35.650	68.66	16.872	10:31:00.658
9 -	43.959	100.6	48.732	<b>120.9</b>	47.358	108.7	2:20.049	76.31	1.271	10:33:20.707
10 -	43.866	<b>106.3</b>	48.537	120.6	47.033	109.1	2:19.436	(3) 76.65	0.658	10:35:40.143
11 -	43.827	104.8	<b>48.410</b>	120.0	<b>46.708</b>	109.6	2:18.945	(2) 76.92	0.167	10:37:59.088
12 -	<b>43.568</b>	104.6	48.478	120.4	46.732	109.6	<b>2:18.778</b>	(1) <b>77.01</b>	<b>10:40:17.866</b>	

P16 66		Annabel THOMAS				Honda - Microlise Cresswell Racing				
IDEAL LAP TIME : 2:19.146		BEST LAP TIME : 2:19.852				DIFFERENCE : 0.706				
LAP	SECTOR 1	SECTOR 2		SECTOR 3		LAP TIME	MPH	DIFF	TIME OF DAY	
1 -	OUTLAP	89.2	57.873	81.6	IN PIT	12:04.079	P 14.76	9:44.227	10:12:59.975	
2 -	OUTLAP	87.2	53.458	103.5	49.576	<b>111.8</b>	2:33.402	69.67	13.550	10:15:33.377
3 -	45.362	89.0	50.220	119.4	47.084	<b>111.8</b>	2:22.666	74.91	2.814	10:17:56.043
4 -	44.363	95.3	49.878	109.2	47.449	111.4	2:21.690	75.43	1.838	10:20:17.733
5 -	43.547	98.6	<b>49.235</b>	116.1	47.353	111.2	2:20.135	(3) 76.26	0.283	10:22:37.868
6 -	43.909	91.3	49.507	115.7	<b>46.436</b>	110.7	<b>2:19.852</b>	(1) <b>76.42</b>	<b>10:24:57.720</b>	
7 -	43.514	97.8	49.565	114.5	46.813	109.2	2:19.892	(2) 76.40	0.040	10:27:17.612
8 -	<b>43.475</b>	97.3	49.404	108.0	48.071	109.1	2:20.950	75.82	1.098	10:29:38.562
9 -	43.681	<b>98.8</b>	49.259	<b>122.6</b>	IN PIT	5:04.909	P 35.05	2:45.057	10:34:43.471	
10 -	OUTLAP	89.9	49.840	117.7	47.645	108.5	2:26.223	73.09	6.371	10:37:09.694
11 -	44.278	95.1	50.368	107.2	50.718	94.7	2:25.364	73.52	5.512	10:39:35.058

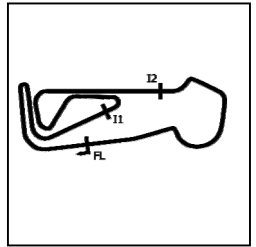
Weather / Track : Cloudy / Dry

Snetterton 300  
Circuit Length = 2.9689 miles  
Start: 10:00 Flag 10:39 End: 10:42

## 2020 Bennetts British Superbike Championship - Monster Round 2

## 2020 Honda British Talent Cup

## FREE PRACTICE 1 - SECTOR ANALYSIS



SECTOR 1 = FL to I1, SECTOR 2 = I1 to I2, SECTOR 3 = I2 to FL, DIFF = Difference To Personal Best Lap, P = Crossed Finish Line in Pit Lane, D = Time Disallowed

P17 44		Lucas HILL				Honda - Ashcourt Racing				
IDEAL LAP TIME : 2:19.234		BEST LAP TIME : 2:19.978				DIFFERENCE : 0.744				
LAP	SECTOR 1	SECTOR 2		SECTOR 3		LAP TIME	MPH	DIFF	TIME OF DAY	
1 -	OUTLAP	99.4	1:00.164	71.9	IN PIT	11:43.634 P	15.18	9:23.656	10:12:38.340	
2 -	OUTLAP	86.2	52.875	109.6	49.824	<b>110.3</b>	2:35.176	68.87	15.198	10:15:13.516
3 -	46.922	94.1	51.673	110.3	54.910	102.1	2:33.505	69.62	13.527	10:17:47.021
4 -	47.463	100.6	52.361	113.5	IN PIT		3:26.523 P	51.75	1:06.545	10:21:13.544
5 -	OUTLAP	89.3	51.631	121.3	47.463	109.1	2:32.192	70.22	12.214	10:23:45.736
6 -	45.927	100.1	50.647	117.5	47.565	109.1	2:24.139	74.15	4.161	10:26:09.875
7 -	44.759	100.0	49.881	<b>122.4</b>	47.091	109.8	2:21.731 (3)	75.41	1.753	10:28:31.606
8 -	44.708	104.2	49.881	120.2	47.158	110.0	2:21.747	75.40	1.769	10:30:53.353
9 -	44.769	100.3	49.828	121.3	<b>46.423</b>	<b>110.3</b>	2:21.020 (2)	75.79	1.042	10:33:14.373
10 -	<b>44.017</b>	104.6	<b>48.794</b>	120.4	47.167	109.6	<b>2:19.978 (1)</b>	<b>76.35</b>		<b>10:35:34.351</b>
11 -	44.479	<b>105.0</b>	49.810	117.9	IN PIT		3:06.443 P	57.32	46.465	10:38:40.794
12 -	OUTLAP	101.0	50.593	120.2	48.400	106.6	2:30.523	71.00	10.545	10:41:11.317

P18 14		Evann PENDRILL				Honda - VHC Racing				
IDEAL LAP TIME : 2:20.117		BEST LAP TIME : 2:20.117				DIFFERENCE : 0.000				
LAP	SECTOR 1	SECTOR 2		SECTOR 3		LAP TIME	MPH	DIFF	TIME OF DAY	
1 -	OUTLAP	96.6	50.299	112.0	IN PIT	12:48.181 P	13.91	10:28.064	10:12:54.682	
2 -	OUTLAP	90.4	51.788	108.0	50.665	106.6	2:32.174	70.23	12.057	10:15:26.856
3 -	46.121	92.4	50.993	111.2	48.880	106.5	2:25.994	73.20	5.877	10:17:52.850
4 -	45.966	97.1	50.872	109.8	48.171	<b>107.5</b>	2:25.009	73.70	4.892	10:20:17.859
5 -	44.955	97.9	49.904	112.0	47.764	107.2	2:22.623 (3)	74.93	2.506	10:22:40.482
6 -	44.977	100.0	49.520	117.5	47.677	<b>107.5</b>	2:22.174 (2)	75.17	2.057	10:25:02.656
7 -	44.398	98.6	49.681	<b>118.3</b>	48.819	106.6	2:22.898	74.79	2.781	10:27:25.554
8 -	46.056	<b>103.0</b>	49.421	116.1	47.286	105.3	2:22.763	74.86	2.646	10:29:48.317
9 -	<b>44.117</b>	93.3	<b>48.989</b>	114.1	<b>47.011</b>	106.6	<b>2:20.117 (1)</b>	<b>76.27</b>		<b>10:32:08.434</b>

P19 2		Rhys COATES				Honda - Ernie Coates Race Support				
IDEAL LAP TIME : 2:19.485		BEST LAP TIME : 2:20.192				DIFFERENCE : 0.707				
LAP	SECTOR 1	SECTOR 2		SECTOR 3		LAP TIME	MPH	DIFF	TIME OF DAY	
1 -	OUTLAP	97.6	53.225	108.5	IN PIT	12:27.609 P	14.29	10:07.417	10:12:33.152	
2 -	OUTLAP	91.5	51.901	117.3	50.871	108.7	2:34.111	69.35	13.919	10:15:07.263
3 -	46.892	96.5	50.357	114.9	50.920	109.8	2:28.169	72.13	7.977	10:17:35.432
4 -	45.870	<b>106.3</b>	51.808	<b>119.1</b>	48.152	<b>110.7</b>	2:25.830	73.29	5.638	10:20:01.262
5 -	44.830	94.7	48.883	116.5	47.623	109.2	2:21.336	75.62	1.144	10:22:22.598
6 -	44.542	97.1	49.514	112.5	49.080	109.8	2:23.136	74.67	2.944	10:24:45.734
7 -	44.044	99.1	49.316	115.5	48.502	105.5	2:21.862	75.34	1.670	10:27:07.596
8 -	45.351	100.6	49.161	118.9	47.588	106.6	2:22.100	75.21	1.908	10:29:29.696
9 -	44.771	93.4	49.852	<b>119.1</b>	48.620	109.6	2:23.243	74.61	3.051	10:31:52.939
10 -	44.370	98.3	49.250	117.7	<b>47.179</b>	109.4	2:20.799 (3)	75.91	0.607	10:34:13.738
11 -	44.424	100.0	49.676	117.5	47.829	107.5	2:21.929	75.30	1.737	10:36:35.667
12 -	43.770	103.8	<b>48.866</b>	114.9	47.556	108.4	<b>2:20.192 (1)</b>	<b>76.23</b>		<b>10:38:55.859</b>
13 -	<b>43.440</b>	100.7	49.167	115.5	47.597	108.2	2:20.204 (2)	76.23	0.012	10:41:16.063

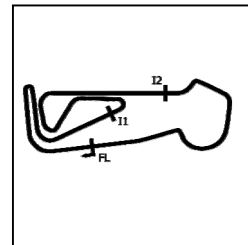
Weather / Track : Cloudy / Dry

Snetterton 300

Circuit Length = 2.9689 miles

Start: 10:00 Flag 10:39 End: 10:42

## FREE PRACTICE 1 - SECTOR ANALYSIS



SECTOR 1 = FL to I1, SECTOR 2 = I1 to I2, SECTOR 3 = I2 to FL, DIFF = Difference To Personal Best Lap, P = Crossed Finish Line in Pit Lane, D = Time Disallowed

P20 43		Ryan HITCHCOCK			Honda - Wilson Racing						
IDEAL LAP TIME : 2:19.893		BEST LAP TIME : 2:20.344			DIFFERENCE : 0.451						
LAP	SECTOR 1	SECTOR 2		SECTOR 3		LAP TIME	MPH	DIFF	TIME OF DAY		
1 -	OUTLAP	98.5	51.467	106.5	IN PIT		12:56.427	P	13.76	10:36.083	10:13:03.691
2 -	OUTLAP	97.5	52.226	102.6	51.260	109.4	2:35.537		68.71	15.193	10:15:39.228
3 -	47.020	99.2	50.960	114.1	48.674	111.1	2:26.654		72.87	6.310	10:18:05.882
4 -	46.359	103.0	50.237	112.0	47.973	<b>111.8</b>	2:24.569		73.93	4.225	10:20:30.451
5 -	45.271	99.5	49.983	117.1	48.137	111.1	2:23.391		74.53	3.047	10:22:53.842
6 -	45.539	106.8	50.298	116.9	47.600	109.1	2:23.437		74.51	3.093	10:25:17.279
7 -	45.796	95.5	50.969	116.5	IN PIT		6:04.688	P	29.30	3:44.344	10:31:21.967
8 -	OUTLAP	<b>108.4</b>	49.597	114.9	<b>47.125</b>	110.7	2:30.819		70.86	10.475	10:33:52.786
9 -	<b>43.964</b>	105.3	<b>48.804</b>	116.9	47.576	110.9	<b>2:20.344 (1)</b>		<b>76.15</b>		<b>10:36:13.130</b>
10 -	44.249	100.4	49.305	117.1	47.320	110.1	2:20.874 (2)		75.86	0.530	10:38:34.004
11 -	44.677	96.8	49.696	<b>118.1</b>	47.598	109.8	2:21.971 (3)		75.28	1.627	10:40:55.975

P21 7		Jamie LYONS			Honda - Jamie Lyons Racing						
IDEAL LAP TIME : 2:21.848		BEST LAP TIME : 2:21.848			DIFFERENCE : 0.000						
LAP	SECTOR 1	SECTOR 2		SECTOR 3		LAP TIME	MPH	DIFF	TIME OF DAY		
1 -	OUTLAP	97.2	51.939	118.7	IN PIT		12:37.515	P	14.10	10:15.667	10:12:41.948
2 -	OUTLAP	<b>103.2</b>	50.139	119.8	48.559	<b>108.5</b>	2:28.602		71.92	6.754	10:15:10.550
3 -	<b>44.327</b>	99.2	<b>49.825</b>	<b>122.2</b>	<b>47.696</b>	107.8	<b>2:21.848 (1)</b>		<b>75.34</b>		<b>10:17:32.398</b>

P22 90		Harry COOK			Honda - JDF Racing						
IDEAL LAP TIME : 2:23.483		BEST LAP TIME : 2:23.483			DIFFERENCE : 0.000						
LAP	SECTOR 1	SECTOR 2		SECTOR 3		LAP TIME	MPH	DIFF	TIME OF DAY		
1 -	OUTLAP	98.9	55.822	108.2	IN PIT		12:11.562	P	14.60	9:48.079	10:12:20.181
2 -	OUTLAP	91.1	53.820	114.1	52.637	109.4	2:39.339		67.07	15.856	10:14:59.520
3 -	49.011	92.5	53.219	113.1	52.020	109.2	2:34.250		69.29	10.767	10:17:33.770
4 -	47.649	97.2	52.084	117.3	50.423	<b>110.7</b>	2:30.156		71.17	6.673	10:20:03.926
5 -	47.561	100.4	51.849	113.1	49.715	109.6	2:29.125		71.67	5.642	10:22:33.051
6 -	46.818	98.1	51.527	113.3	48.648	109.8	2:26.993		72.71	3.510	10:25:00.044
7 -	46.124	99.5	50.324	118.5	48.577	107.5	2:25.025 (3)		73.69	1.542	10:27:25.069
8 -	46.341	96.9	51.085	114.9	50.454	106.3	2:27.880		72.27	4.397	10:29:52.949
9 -	45.612	98.9	51.092	119.1	48.976	109.1	2:25.680		73.36	2.197	10:32:18.629
10 -	45.779	98.6	50.363	<b>119.6</b>	48.872	109.1	2:25.014 (2)		73.70	1.531	10:34:43.643
11 -	<b>44.857</b>	102.2	<b>50.183</b>	117.7	<b>48.443</b>	108.7	<b>2:23.483 (1)</b>		<b>74.49</b>		<b>10:37:07.126</b>
12 -	46.205	<b>102.6</b>	50.253	114.9	49.376	109.6	2:25.834		73.28	2.351	10:39:32.960
13 -	45.363	101.0	50.788	118.3	49.490	108.7	2:25.641		73.38	2.158	10:41:58.601

P23 65		Alexander ROWAN			Honda - Alexander Rowan Racing						
IDEAL LAP TIME : 2:26.460		BEST LAP TIME : 2:27.048			DIFFERENCE : 0.588						
LAP	SECTOR 1	SECTOR 2		SECTOR 3		LAP TIME	MPH	DIFF	TIME OF DAY		
1 -	OUTLAP	93.2	56.307	99.8	IN PIT		13:21.165	P	13.34	10:54.117	10:13:33.741
2 -	OUTLAP	102.4	55.786	116.1	55.794	107.2	2:47.351		63.86	20.303	10:16:21.092
3 -	51.246	95.3	55.333	118.9	53.209	111.4	2:39.788		66.88	12.740	10:19:00.880
4 -	50.426	99.8	53.979	118.3	53.373	110.1	2:37.778		67.74	10.730	10:21:38.658
5 -	47.277	100.1	52.118	120.9	49.762	<b>114.1</b>	2:29.157 (2)		71.65	2.109	10:24:07.815
6 -	47.469	99.1	51.960	118.5	50.277	112.5	2:29.706		71.39	2.658	10:26:37.521
7 -	46.961	103.2	52.858	120.2	49.845	112.4	2:29.664 (3)		71.41	2.616	10:29:07.185
8 -	46.672	102.4	<b>51.008</b>	<b>122.4</b>	<b>49.368</b>	113.9	<b>2:27.048 (1)</b>		<b>72.68</b>		<b>10:31:34.233</b>
9 -	<b>46.084</b>	<b>107.8</b>	51.171	120.9	IN PIT		7:23.348	P	24.10	4:56.300	10:38:57.581
10 -	OUTLAP	106.8	51.866	107.5	50.386	111.8	2:32.488		70.09	5.440	10:41:30.069

P24 45		Elliott DUFTON			Honda - D&D Racing						
IDEAL LAP TIME : 2:24.528		BEST LAP TIME :			DIFFERENCE :						
LAP	SECTOR 1	SECTOR 2		SECTOR 3		LAP TIME	MPH	DIFF	TIME OF DAY		
1 -	OUTLAP	94.2	51.687	114.9	IN PIT		12:59.745	P	13.70		10:13:17.050
2 -	OUTLAP	97.1	51.502	115.5	<b>49.648</b>	<b>109.1</b>	2:34.897		69.00		10:15:51.947

**MCRCB BULLETIN TK003****2020 Bennetts British Superbike Championship - Monster Round 2****2020 Honda British Talent Cup****FREE PRACTICE 1 - BEST SECTORS**

SECTOR 1			SECTOR 2			SECTOR 3			IDEAL / BEST COMPARISON						
POS	NO	NAME	TIME	NO	NAME	TIME	NO	NAME	TIME	POS	NO	NAME	IDEAL	BEST	DIFF
													<b>PERFECT LAP</b>	<b>2:10.180</b>	
1	72	O'GORMAN	40.571	72	O'GORMAN	45.865	72	O'GORMAN	43.744	1	72	O'GORMAN	2:10.180	2:10.180	0.000
2	71	FARRER	40.933	71	FARRER	46.240	8	O'SHEA	43.970	2	71	FARRER	2:11.164	2:11.343	0.179
3	16	CLARIDGE	40.963	17	BOURNE	46.476	71	FARRER	43.991	3	16	CLARIDGE	2:11.887	2:12.108	0.221
4	17	BOURNE	41.280	8	O'SHEA	46.616	52	BELFORD	44.244	4	8	O'SHEA	2:11.990	2:12.613	0.623
5	8	O'SHEA	41.404	16	CLARIDGE	46.624	16	CLARIDGE	44.300	5	17	BOURNE	2:12.125	2:14.252	2.127
6	37	TINKER	41.979	52	BELFORD	46.846	17	BOURNE	44.369	6	52	BELFORD	2:13.243	2:13.537	0.294
7	74	COOK	42.051	48	WALKER	47.053	15	CROSBY	44.684	7	15	CROSBY	2:14.092	2:14.092	0.000
8	52	BELFORD	42.153	15	CROSBY	47.217	37	TINKER	44.706	8	37	TINKER	2:14.157	2:14.549	0.392
9	15	CROSBY	42.191	37	TINKER	47.472	48	WALKER	45.143	9	48	WALKER	2:14.528	2:14.792	0.264
10	48	WALKER	42.332	74	COOK	47.609	74	COOK	45.254	10	74	COOK	2:14.914	2:15.542	0.628
11	11	DOBSON	42.462	99	STUART-CAMPBEL	47.966	99	STUART-CAMPBEL	45.392	11	99	STUART-CAMPBELL	2:16.104	2:16.104	0.000
12	57	HIATT	42.478	11	DOBSON	48.051	57	HIATT	45.575	12	57	HIATT	2:16.376	2:16.520	0.144
13	99	STUART-CAMPBEL	42.746	57	HIATT	48.323	27	BEACH	46.027	13	11	DOBSON	2:16.680	2:16.786	0.106
14	27	BEACH	43.437	69	SCOTT	48.410	11	DOBSON	46.167	14	27	BEACH	2:18.059	2:18.167	0.108
15	2	COATES	43.440	27	BEACH	48.595	44	HILL	46.423	15	69	SCOTT	2:18.686	2:18.778	0.092
16	66	THOMAS	43.475	44	HILL	48.794	66	THOMAS	46.436	16	66	THOMAS	2:19.146	2:19.852	0.706
17	69	SCOTT	43.568	43	HITCHCOCK	48.804	69	SCOTT	46.708	17	44	HILL	2:19.234	2:19.978	0.744
18	43	HITCHCOCK	43.964	2	COATES	48.866	14	PENDRILL	47.011	18	2	COATES	2:19.485	2:20.192	0.707
19	44	HILL	44.017	14	PENDRILL	48.989	43	HITCHCOCK	47.125	19	43	HITCHCOCK	2:19.893	2:20.344	0.451
20	14	PENDRILL	44.117	66	THOMAS	49.235	2	COATES	47.179	20	14	PENDRILL	2:20.117	2:20.117	0.000
21	7	LYONS	44.327	7	LYONS	49.825	7	LYONS	47.696	21	7	LYONS	2:21.848	2:21.848	0.000
22	90	COOK	44.857	45	DUFTON	49.901	90	COOK	48.443	22	90	COOK	2:23.483	2:23.483	0.000
23	45	DUFTON	44.979	90	COOK	50.183	65	ROWAN	49.368	23	45	DUFTON	2:24.528		
24	65	ROWAN	46.084	65	ROWAN	51.008	45	DUFTON	49.648	24	65	ROWAN	2:26.460	2:27.048	0.588
25				4	MOUNSEY	53.400									
26				75	GARNESS	53.808									

Weather / Track : Cloudy / Dry

Snetterton 300

Circuit Length = 2.9689 miles

Start: 10:00 Flag 10:39 End: 10:42

Results can be found at [www.tsl-timing.com](http://www.tsl-timing.com)

Printed - 10:45 Friday, 21 August 2020

**MCRCB BULLETIN TK004****2020 Bennetts British Superbike Championship - Monster Round 2****2020 Honda British Talent Cup****FREE PRACTICE 1 - BEST SPEEDS**

POS	INTERMEDIATE 1			INTERMEDIATE 2			FINISH LINE		
	NO	NAME	MPH	NO	NAME	MPH	NO	NAME	MPH
1	72	O'GORMAN	114.5	72	O'GORMAN	128.5	72	O'GORMAN	118.1
2	71	FARRER	112.0	8	O'SHEA	128.3	52	BELFORD	115.3
3	99	STUART-CAMPBELL	111.6	16	CLARIDGE	128.0	17	BOURNE	115.3
4	16	CLARIDGE	110.3	52	BELFORD	127.5	8	O'SHEA	114.9
5	52	BELFORD	110.0	17	BOURNE	126.1	65	ROWAN	114.1
6	17	BOURNE	109.6	71	FARRER	125.4	11	DOBSON	113.9
7	8	O'SHEA	109.2	37	TINKER	125.2	99	STUART-CAMPBELL	113.3
8	37	TINKER	108.5	99	STUART-CAMPBELL	125.2	71	FARRER	112.5
9	43	HITCHCOCK	108.4	48	WALKER	123.8	16	CLARIDGE	112.5
10	65	ROWAN	107.8	15	CROSBY	123.3	74	COOK	112.2
11	11	DOBSON	107.5	11	DOBSON	122.9	15	CROSBY	112.0
12	27	BEACH	107.5	66	THOMAS	122.6	37	TINKER	112.0
13	57	HIATT	106.6	44	HILL	122.4	48	WALKER	112.0
14	69	SCOTT	106.3	65	ROWAN	122.4	66	THOMAS	111.8
15	2	COATES	106.3	7	LYONS	122.2	43	HITCHCOCK	111.8
16	48	WALKER	105.6	57	HIATT	120.9	2	COATES	110.7
17	74	COOK	105.6	69	SCOTT	120.9	90	COOK	110.7
18	44	HILL	105.0	74	COOK	120.0	69	SCOTT	110.5
19	7	LYONS	103.2	90	COOK	119.6	44	HILL	110.3
20	14	PENDRILL	103.0	2	COATES	119.1	57	HIATT	109.1
21	45	DUFTON	102.7	27	BEACH	118.9	45	DUFTON	109.1
22	90	COOK	102.6	14	PENDRILL	118.3	7	LYONS	108.5
23	66	THOMAS	98.8	43	HITCHCOCK	118.1	27	BEACH	108.4
24	15	CROSBY	98.6	45	DUFTON	116.7	14	PENDRILL	107.5
25	75	GARNESS	87.7	75	GARNESS	114.7			
26	4	MOUNSEY	83.7	4	MOUNSEY	105.3			

Weather / Track : Cloudy / Dry

Snetterton 300  
Circuit Length = 2.9689 miles  
Start: 10:00 Flag 10:39 End: 10:42

Results can be found at [www.tsl-timing.com](http://www.tsl-timing.com)

Printed - 10:45 Friday, 21 August 2020

# MCRCB BULLETIN TK005

## 2020 Bennetts British Superbike Championship - Monster Round 2

### 2020 Honda British Talent Cup

#### FREE PRACTICE 1 - STATISTICS

**Competitors Started** 26  
**Planned Start** 2020-08-21 @ 10:00:00.000  
**Actual Start** 2020-08-21 @ 10:00:00.836  
**Finish Time** 2020-08-21 @ 10:39:56.013  
**Track Length** 2.9689mi.  
**Total Laps** 258  
**Total Distance Covered** 765.9791mi.

#### Session Fastest Lap History

NO	NAME	LAP TIME	TIME OF DAY	LAP	VEHICLE
71	Charlie FARRER	<b>2:17.436</b>	10:17:00.643	3	Honda
71	Charlie FARRER	<b>2:14.641</b>	10:19:15.283	4	Honda
71	Charlie FARRER	<b>2:14.124</b>	10:21:29.408	5	Honda
71	Charlie FARRER	<b>2:13.418</b>	10:23:42.826	6	Honda
71	Charlie FARRER	<b>2:12.199</b>	10:25:55.024	7	Honda
71	Charlie FARRER	<b>2:12.193</b>	10:32:32.847	10	Honda
72	Casey O'GORMAN	<b>2:11.838</b>	10:32:53.577	10	Honda
71	Charlie FARRER	<b>2:11.343</b>	10:34:44.189	11	Honda
72	Casey O'GORMAN	<b>2:11.151</b>	10:37:16.914	12	Honda
72	Casey O'GORMAN	<b>2:10.180</b>	10:41:43.219	14	Honda

#### Flag History

TYPE	TIME OF DAY
GREEN	10:00:00.836
RED	10:02:09.572
GREEN	10:12:04.749
FINISH	10:39:56.013

#### Flag Statistics

TYPE	COUNT	TOTAL LAPS	TOTAL TIME
Green	2	14	32:47.652
Red	1	0	9:55.176
Safety Car	0	0	0.000
FCY	0	0	0.000

Weather / Track : Cloudy / Dry

Results can be found at [www.tsl-timing.com](http://www.tsl-timing.com)

Snetterton 300  
Circuit Length = 2.9689 miles  
Start: 10:00 Flag 10:39 End: 10:42

Printed - 10:45 Friday, 21 August 2020

**MCRCB BULLETIN TK006**

**2020 Bennetts British Superbike Championship - Monster Round 2**

**2020 Honda British Talent Cup**

**FREE PRACTICE 1 - SESSION NOTES**

TIME	MESSAGE
10:03:48	NO. 4 & 75 FALLERS AT NELSONS - RIDERS OK
10:05:58	TRACK CONTAMINATION BEING TREATED T8-9
10:10:44	SESSION RESTART 10:12

**Weather / Track : Cloudy / Dry**

**Results can be found at [www.tsl-timing.com](http://www.tsl-timing.com)**

Snetterton 300  
Circuit Length = 2.9689 miles  
Start: 10:00 Flag 10:39 End: 10:42

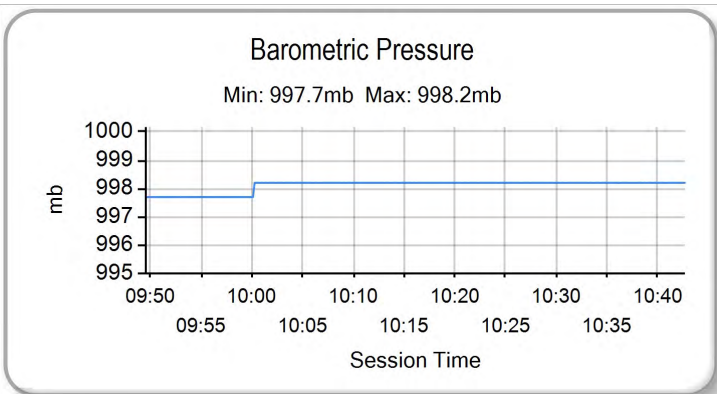
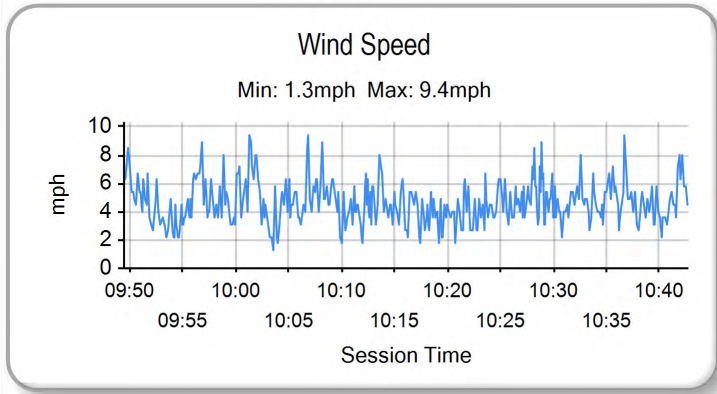
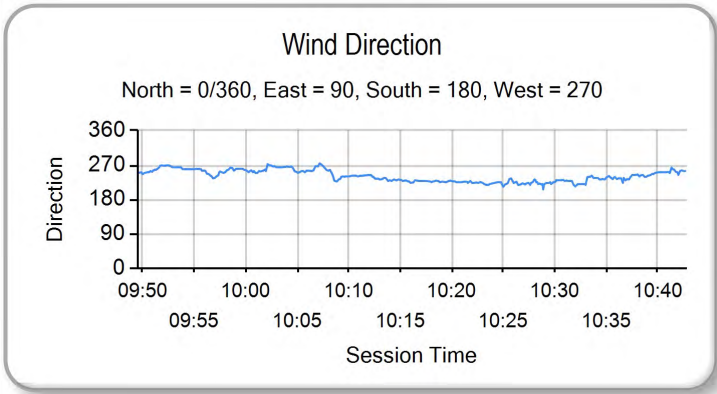
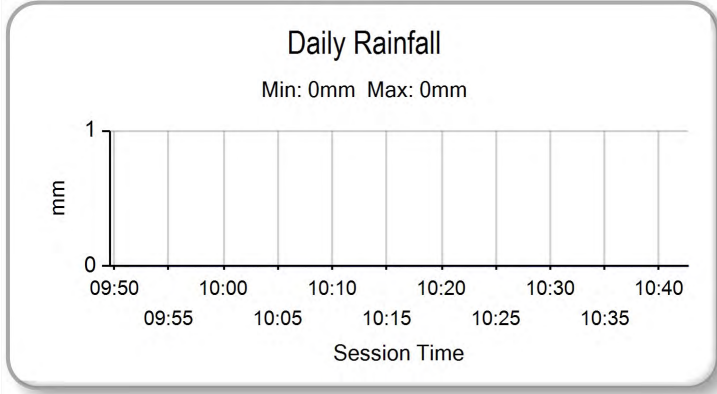
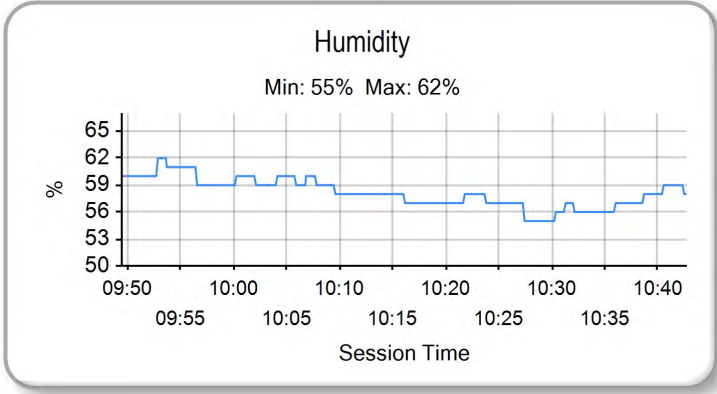
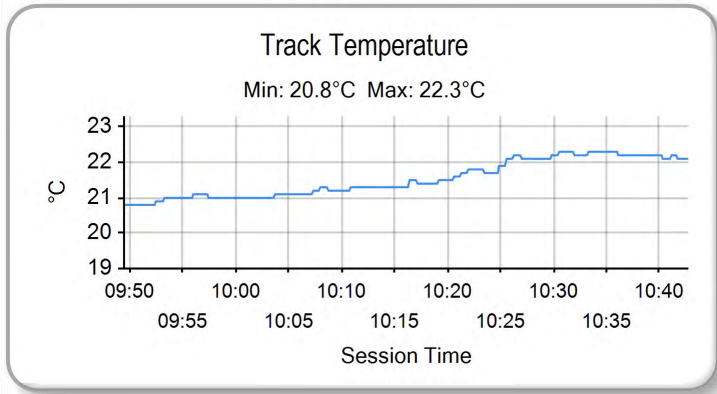
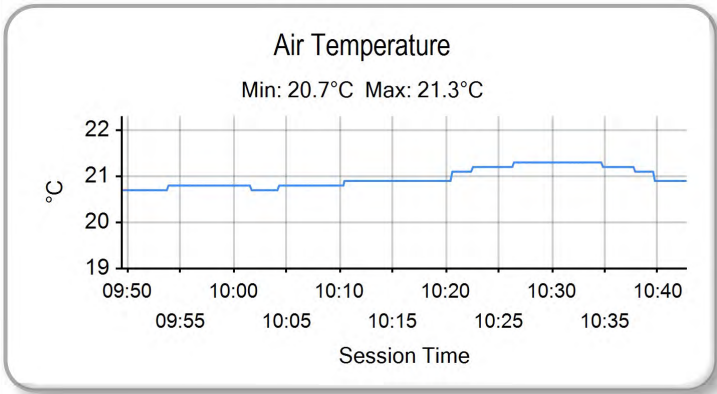
*Printed - 10:46 Friday, 21 August 2020*

# MCRCB BULLETIN TK007

## 2020 Bennetts British Superbike Championship - Monster Round 2

### 2020 Honda British Talent Cup

#### FREE PRACTICE 1 - WEATHER CONDITIONS



Weather / Track : Cloudy / Dry

Results can be found at [www.tsl-timing.com](http://www.tsl-timing.com)

Snetterton 300  
Circuit Length = 2.9689 miles  
Start: 10:00 Flag 10:39 End: 10:42

Printed - 10:46 Friday, 21 August 2020



## FREE PRACTICE 2 - CLASSIFICATION

POS	NO	NAME	NAT	ENTRY	TIME	ON	LAPS	GAP	DIFF	MPH
1	71	Charlie FARRER	GBR	Honda - Victoria House Racing Academy / Mortimer Racir	2:07.178	14	14			84.04
2	72	Casey O'GORMAN	GBR	Honda - Microlise Cresswell Racing	2:07.796	14	14	0.618	0.618	83.63
3	16	Harvey CLARIDGE	GBR	Honda - City Lifting / SP125 Racing	2:08.692	5	5	1.514	0.896	83.05
4	52	Evan BELFORD	GBR	Honda - City Lifting by RS Racing	2:09.305	8	10	2.127	0.613	82.65
5	37	Corey TINKER	GBR	Honda - Stauff Fluid Power Academy	2:09.793	14	14	2.615	0.488	82.34
6	7	Jamie LYONS	GBR	Honda - Jamie Lyons Racing	2:10.586	9	14	3.408	0.793	81.84
7	74	James COOK	GBR	Honda - Wilson Racing	2:10.990	11	14	3.812	0.404	81.59
8	99	Bailey STUART-CAMPBELL	GBR	Honda - 151s S-C Racing	2:11.540	7	14	4.362	0.550	81.25
9	48	Ollie WALKER	GBR	Honda - Moto Rapido / SP125 Racing	2:11.660	11	11	4.482	0.120	81.17
10	8	Eddie O'SHEA	GBR	Honda - WAM	2:11.911	2	3	4.733	0.251	81.02
11	45	Elliott DUFTON	GBR	Honda - D&D Racing	2:11.946	8	9	4.768	0.035	81.00
12	66	Annabel THOMAS	GBR	Honda - Microlise Cresswell Racing	2:11.998	11	12	4.820	0.052	80.97
13	43	Ryan HITCHCOCK	GBR	Honda - Wilson Racing	2:12.496	14	14	5.318	0.498	80.66
14	15	Harrison CROSBY	GBR	Honda - Banks Racing	2:12.965	2	4	5.787	0.469	80.38
15	11	Rossi DOBSON	GBR	Honda - Rossi Dobson	2:13.825	10	13	6.647	0.860	79.86
16	75	Jonathan GARNES	GBR	Honda - Microlise Cresswell Racing	2:13.961	10	13	6.783	0.136	79.78
17	2	Rhys COATES	GBR	Honda - Ernie Coates Race Support	2:14.175	14	14	6.997	0.214	79.65
18	57	Josh HIATT	GBR	Honda - Wilson Racing	2:14.365	3	11	7.187	0.190	79.54
19	44	Lucas HILL	GBR	Honda - Ashcourt Racing	2:14.938	6	12	7.760	0.573	79.20
20	69	Gary SCOTT	GBR	Honda - Scott Racing	2:15.568	10	12	8.390	0.630	78.83
21	14	Evann PENDRILL	GBR	Honda - VHC Racing	2:15.908	2	2	8.730	0.340	78.64
22	90	Harry COOK	GBR	Honda - JDF Racing	2:16.248	6	11	9.070	0.340	78.44
23	27	Calum BEACH	GBR	Honda - Calum Beach Racing / SP125 Racing	2:16.733	8	8	9.555	0.485	78.16
24	65	Alexander ROWAN	GBR	Honda - Alexander Rowan Racing	2:17.905	4	11	10.727	1.172	77.50

QUALIFYING LAPTIME (110.0% of 2:07.178) = 2:19.895

Weather / Track : Cloudy / Dry

These results are provisional until the conclusion of any judicial and technical matters.

Snetterton 300

Circuit Length = 2.9689 miles

Start: 13:20 Flag 13:50 End: 13:52

Race Director :	Stewards :	Timekeeper :
-----------------	------------	--------------

Results can be found at [www.britishsuperbike.com](http://www.britishsuperbike.com)

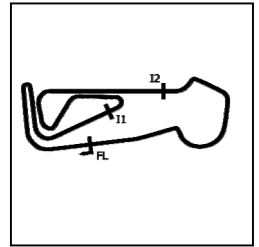
Printed - 13:54 Friday, 21 August 2020

# MCRCB BULLETIN TK037

## 2020 Bennetts British Superbike Championship - Monster Round 2

### 2020 Honda British Talent Cup

### FREE PRACTICE 2 - SECTOR ANALYSIS



SECTOR 1 = FL to I1, SECTOR 2 = I1 to I2, SECTOR 3 = I2 to FL, DIFF = Difference To Personal Best Lap, P = Crossed Finish Line in Pit Lane, D = Time Disallowed

P1		71		Charlie FARRER		Honda - Victoria House Racing Academy / Mortimer Racing				
IDEAL LAP TIME : 2:06.444		BEST LAP TIME : 2:07.178		DIFFERENCE : 0.734						
LAP	SECTOR 1	SECTOR 2	SECTOR 3	LAP TIME	MPH	DIFF	TIME OF DAY			
1 -	OUTLAP	106.3	47.611	125.9	44.395	112.4	2:18.670	77.07	11.492	13:23:32.196
2 -	41.467	110.1	46.149	125.9	43.895	111.2	2:11.511	81.27	4.333	13:25:43.707
3 -	40.667	112.0	45.397	125.4	43.393	111.2	2:09.457	82.56	2.279	13:27:53.164
4 -	40.251	112.2	45.566	124.7	43.341	111.6	2:09.158	82.75	1.980	13:30:02.322
5 -	40.309	111.6	45.328	125.6	43.533	110.5	2:09.170	82.74	1.992	13:32:11.492
6 -	40.148	111.8	46.165	124.9	42.927	110.7	2:09.240	82.69	2.062	13:34:20.732
7 -	40.185	112.9	45.190	125.4	43.184	111.8	2:08.559	83.13	1.381	13:36:29.291
8 -	39.993	111.6	45.287	124.5	43.155	113.3	2:08.435	83.21	1.257	13:38:37.726
9 -	39.677	113.1	45.358	124.7	42.935	110.7	2:07.970 (3)	83.52	0.792	13:40:45.696
10 -	39.735	112.7	44.764	125.4	43.034	110.5	2:07.533 (2)	83.80	0.355	13:42:53.229
11 -	<b>39.568</b>	112.4	44.841	124.9	44.200	110.0	2:08.609	83.10	1.431	13:45:01.838
12 -	39.612	112.2	45.496	123.1	43.599	<b>114.1</b>	2:08.707	83.04	1.529	13:47:10.545
13 -	40.344	111.8	45.572	<b>128.3</b>	42.952	113.7	2:08.868	82.93	1.690	13:49:19.413
14 -	40.302	<b>114.3</b>	<b>44.581</b>	126.8	<b>42.295</b>	112.0	<b>2:07.178 (1)</b>	<b>84.04</b>		<b>13:51:26.591</b>

P2		72		Casey O'GORMAN		Honda - Microlise Cresswell Racing				
IDEAL LAP TIME : 2:07.324		BEST LAP TIME : 2:07.796		DIFFERENCE : 0.472						
LAP	SECTOR 1	SECTOR 2	SECTOR 3	LAP TIME	MPH	DIFF	TIME OF DAY			
1 -	OUTLAP	106.8	47.139	126.8	44.940	116.5	2:18.382	77.23	10.586	13:22:35.852
2 -	42.217	101.2	47.198	123.5	44.037	<b>117.9</b>	2:13.452	80.08	5.656	13:24:49.304
3 -	40.736	110.9	46.656	126.6	43.331	114.9	2:10.723	81.76	2.927	13:27:00.027
4 -	41.071	111.8	46.416	126.8	43.494	116.5	2:10.981	81.60	3.185	13:29:11.008
5 -	40.602	112.9	46.135	128.0	43.593	114.1	2:10.330	82.00	2.534	13:31:21.338
6 -	40.211	112.2	46.196	126.3	43.100	114.7	2:09.507	82.52	1.711	13:33:30.845
7 -	40.310	<b>115.5</b>	45.694	<b>128.3</b>	42.831	114.3	2:08.835	82.95	1.039	13:35:39.680
8 -	40.232	104.6	45.880	<b>128.3</b>	43.653	113.7	2:09.765	82.36	1.969	13:37:49.445
9 -	40.260	105.8	46.693	126.6	43.146	114.7	2:10.099	82.15	2.303	13:39:59.544
10 -	40.360	108.7	45.555	127.0	42.984	113.5	2:08.899	82.91	1.103	13:42:08.443
11 -	39.863	113.5	45.561	128.0	43.673	113.9	2:09.097	82.79	1.301	13:44:17.540
12 -	40.017	112.0	45.766	126.3	42.737	114.3	2:08.520 (3)	83.16	0.724	13:46:26.060
13 -	39.881	<b>115.5</b>	<b>45.067</b>	<b>128.3</b>	42.915	114.7	2:07.863 (2)	83.59	0.067	13:48:33.923
14 -	<b>39.703</b>	111.4	45.539	127.8	<b>42.554</b>	115.5	<b>2:07.796 (1)</b>	<b>83.63</b>		<b>13:50:41.719</b>

P3		16		Harvey CLARIDGE		Honda - City Lifting / SP125 Racing				
IDEAL LAP TIME : 2:08.335		BEST LAP TIME : 2:08.692		DIFFERENCE : 0.357						
LAP	SECTOR 1	SECTOR 2	SECTOR 3	LAP TIME	MPH	DIFF	TIME OF DAY			
1 -	OUTLAP	94.9	47.550	123.8	44.793	110.0	2:23.217	74.62	14.525	13:31:36.447
2 -	40.879	110.1	46.750	123.5	43.627	111.1	2:11.256	81.42	2.564	13:33:47.703
3 -	40.249	111.4	45.838	<b>126.6</b>	<b>43.022</b>	112.2	2:09.109 (2)	82.78	0.417	13:35:56.812
4 -	40.746	<b>112.9</b>	<b>45.295</b>	124.7	43.564	<b>112.5</b>	2:09.605 (3)	82.46	0.913	13:38:06.417
5 -	<b>40.018</b>	110.5	45.469	124.2	43.205	110.9	<b>2:08.692 (1)</b>	<b>83.05</b>		<b>13:40:15.109</b>

P4		52		Evan BELFORD		Honda - City Lifting by RS Racing				
IDEAL LAP TIME : 2:09.305		BEST LAP TIME : 2:09.305		DIFFERENCE : 0.000						
LAP	SECTOR 1	SECTOR 2	SECTOR 3	LAP TIME	MPH	DIFF	TIME OF DAY			
1 -	OUTLAP	99.4	48.103	126.8	45.720	113.5	2:20.318	76.17	11.013	13:23:41.733
2 -	41.715	107.2	46.952	127.3	45.161	113.7	2:13.828	79.86	4.523	13:25:55.561
3 -	41.990	111.1	47.378	127.8	44.068	112.9	2:13.436	80.09	4.131	13:28:08.997
4 -	41.166	108.0	46.356	128.0	43.837	112.9	2:11.359 (3)	81.36	2.054	13:30:20.356
5 -	43.247	104.2	48.024	126.1	IN PIT		5:55.870 P	30.03	3:46.565	13:36:16.226
6 -	OUTLAP	110.7	46.365	127.0	45.166	113.3	2:21.460	75.55	12.155	13:38:37.686
7 -	40.741	<b>113.9</b>	45.705	<b>128.3</b>	43.651	112.5	2:10.097 (2)	82.15	0.792	13:40:47.783
8 -	<b>40.611</b>	113.1	<b>45.360</b>	127.8	<b>43.334</b>	<b>113.9</b>	<b>2:09.305 (1)</b>	<b>82.65</b>		<b>13:42:57.088</b>
9 -	41.203	104.6	46.421	126.1	IN PIT		4:05.552 P	43.52	1:56.247	13:47:02.640
10 -	OUTLAP	108.7	47.141	127.5	43.986	113.1	2:16.479	78.31	7.174	13:49:19.119

Weather / Track : Cloudy / Dry

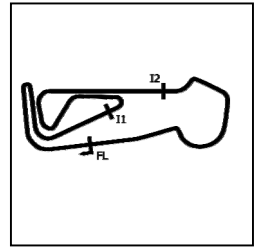
Snetterton 300  
Circuit Length = 2.9689 miles  
Start: 13:20 Flag 13:50 End: 13:52

# MCRCB BULLETIN TK037

## 2020 Bennetts British Superbike Championship - Monster Round 2

### 2020 Honda British Talent Cup

### FREE PRACTICE 2 - SECTOR ANALYSIS



SECTOR 1 = FL to I1, SECTOR 2 = I1 to I2, SECTOR 3 = I2 to FL, DIFF = Difference To Personal Best Lap, P = Crossed Finish Line in Pit Lane, D = Time Disallowed

<b>P5 37</b>		<b>Corey TINKER</b>					Honda - Stauff Fluid Power Academy				
IDEAL LAP TIME : 2:09.497		BEST LAP TIME : 2:09.793					DIFFERENCE : 0.296				
LAP	SECTOR 1	SECTOR 2		SECTOR 3		LAP TIME	MPH	DIFF	TIME OF DAY		
1 -	OUTLAP	101.0	48.425	124.2	45.347	110.9	2:22.183	75.17	12.390	13:23:06.742	
2 -	42.061	106.5	46.953	124.2	44.373	110.5	2:13.387	80.12	3.594	13:25:20.129	
3 -	41.294	106.6	46.691	124.9	44.307	110.3	2:12.292	80.79	2.499	13:27:32.421	
4 -	41.359	106.6	46.315	<b>125.9</b>	44.671	107.3	2:12.345	80.75	2.552	13:29:44.766	
5 -	41.380	109.4	46.295	125.2	43.874	111.1	2:11.549	81.24	1.756	13:31:56.315	
6 -	41.231	110.7	46.290	124.5	43.967	<b>111.6</b>	2:11.488	81.28	1.695	13:34:07.803	
7 -	41.349	109.8	46.193	125.4	44.060	110.7	2:11.602	81.21	1.809	13:36:19.405	
8 -	41.285	108.4	46.560	123.3	44.453	109.8	2:12.298	80.78	2.505	13:38:31.703	
9 -	43.087	102.4	48.248	123.8	43.672	110.1	2:15.007	79.16	5.214	13:40:46.710	
10 -	40.774	109.8	<b>45.924</b>	123.8	43.473	109.6	2:10.171 (2)	82.10	0.378	13:42:56.881	
11 -	41.155	<b>111.1</b>	46.075	123.8	43.799	110.7	2:11.029	81.57	1.236	13:45:07.910	
12 -	<b>40.551</b>	107.3	46.158	122.6	43.809	111.1	2:10.518 (3)	81.88	0.725	13:47:18.428	
13 -	40.629	<b>111.1</b>	46.052	124.5	44.205	110.1	2:10.886	81.65	1.093	13:49:29.314	
<b>14 -</b>	40.820	109.4	45.951	125.2	<b>43.022</b>	110.9	<b>2:09.793 (1)</b>	<b>82.34</b>		<b>13:51:39.107</b>	

<b>P6 7</b>		<b>Jamie LYONS</b>					Honda - Jamie Lyons Racing				
IDEAL LAP TIME : 2:10.263		BEST LAP TIME : 2:10.586					DIFFERENCE : 0.323				
LAP	SECTOR 1	SECTOR 2		SECTOR 3		LAP TIME	MPH	DIFF	TIME OF DAY		
1 -	OUTLAP	96.6	48.847	122.9	45.750	109.2	2:27.120	72.64	16.534	13:22:53.467	
2 -	42.235	105.1	47.249	123.3	44.795	110.7	2:14.279	79.59	3.693	13:25:07.746	
3 -	41.764	107.8	46.973	122.9	45.189	109.2	2:13.926	79.80	3.340	13:27:21.672	
4 -	41.447	108.4	46.936	122.9	44.694	108.9	2:13.077	80.31	2.491	13:29:34.749	
5 -	41.907	110.3	47.111	122.9	44.235	108.9	2:13.253	80.20	2.667	13:31:48.002	
6 -	41.267	109.8	47.178	<b>124.2</b>	44.513	108.4	2:12.958	80.38	2.372	13:34:00.960	
7 -	41.017	110.7	46.399	124.0	44.018	109.4	2:11.434	81.31	0.848	13:36:12.394	
8 -	40.531	109.4	46.435	122.4	44.119	109.2	2:11.085 (3)	81.53	0.499	13:38:23.479	
9 -	40.460	<b>111.1</b>	46.287	124.0	43.839	109.1	<b>2:10.586 (1)</b>	<b>81.84</b>		<b>13:40:34.065</b>	
10 -	40.658	106.0	46.633	123.8	43.752	109.6	2:11.043 (2)	81.56	0.457	13:42:45.108	
11 -	<b>40.368</b>	110.5	47.133	123.1	44.068	109.4	2:11.569	81.23	0.983	13:44:56.677	
12 -	40.599	100.1	46.849	124.0	44.988	110.1	2:12.436	80.70	1.850	13:47:09.113	
13 -	42.300	110.3	<b>46.249</b>	<b>124.2</b>	<b>43.646</b>	<b>111.2</b>	2:12.195	80.85	1.609	13:49:21.308	
14 -	43.254	104.6	47.470	123.1	44.229	108.5	2:14.953	79.19	4.367	13:51:36.261	

<b>P7 74</b>		<b>James COOK</b>					Honda - Wilson Racing				
IDEAL LAP TIME : 2:10.887		BEST LAP TIME : 2:10.990					DIFFERENCE : 0.103				
LAP	SECTOR 1	SECTOR 2		SECTOR 3		LAP TIME	MPH	DIFF	TIME OF DAY		
1 -	OUTLAP	84.7	49.979	115.9	46.449	111.6	2:27.177	72.62	16.187	13:22:43.508	
2 -	43.681	98.2	47.494	119.1	45.444	108.2	2:16.619	78.23	5.629	13:25:00.127	
3 -	42.207	100.0	47.171	118.1	44.892	107.2	2:14.270	79.60	3.280	13:27:14.397	
4 -	42.162	102.7	47.503	116.5	44.823	110.5	2:14.488	79.47	3.498	13:29:28.885	
5 -	41.909	103.5	47.244	122.9	44.331	109.2	2:13.484	80.07	2.494	13:31:42.369	
6 -	41.371	107.7	46.526	120.0	<b>43.902</b>	107.8	2:11.799	81.09	0.809	13:33:54.168	
7 -	41.495	109.2	46.218	122.4	43.905	110.0	2:11.618	81.20	0.628	13:36:05.786	
8 -	41.219	109.2	46.240	122.0	44.068	109.8	2:11.527 (3)	81.26	0.537	13:38:17.313	
9 -	40.997	109.6	46.204	<b>123.1</b>	44.151	110.1	2:11.352 (2)	81.36	0.362	13:40:28.665	
10 -	41.004	106.0	46.356	120.9	44.274	110.3	2:11.634	81.19	0.644	13:42:40.299	
<b>11 -</b>	<b>40.906</b>	106.6	<b>46.079</b>	121.7	44.005	<b>111.8</b>	<b>2:10.990 (1)</b>	<b>81.59</b>		<b>13:44:51.289</b>	
12 -	41.044	<b>110.3</b>	46.244	121.7	45.980	109.6	2:13.268	80.19	2.278	13:47:04.557	
13 -	41.613	108.5	47.314	122.9	IN PIT		2:43.440 P	65.39	32.450	13:49:47.997	
14 -	OUTLAP	98.9	48.102	117.5	45.384	105.1	2:26.608	72.90	15.618	13:52:14.605	

Weather / Track : Cloudy / Dry

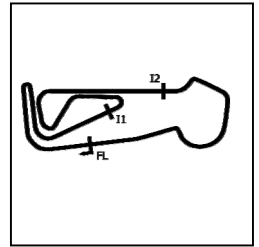
Snetterton 300  
Circuit Length = 2.9689 miles  
Start: 13:20 Flag 13:50 End: 13:52

# MCRCB BULLETIN TK037

## 2020 Bennetts British Superbike Championship - Monster Round 2

### 2020 Honda British Talent Cup

### FREE PRACTICE 2 - SECTOR ANALYSIS



SECTOR 1 = FL to I1, SECTOR 2 = I1 to I2, SECTOR 3 = I2 to FL, DIFF = Difference To Personal Best Lap, P = Crossed Finish Line in Pit Lane, D = Time Disallowed

P8 99		Bailey STUART-CAMPBELL					Honda - 151s S-C Racing			
IDEAL LAP TIME : 2:11.127		BEST LAP TIME : 2:11.540			DIFFERENCE : 0.413					
LAP	SECTOR 1	SECTOR 2		SECTOR 3		LAP TIME	MPH	DIFF	TIME OF DAY	
1 -	OUTLAP	103.2	49.684	<b>128.0</b>	45.379	113.5	2:24.413	74.01	12.873	13:22:34.270
2 -	42.985	107.3	47.542	127.8	44.541	<b>113.7</b>	2:15.068	79.13	3.528	13:24:49.338
3 -	42.260	99.1	47.771	124.9	45.429	110.9	2:15.460	78.90	3.920	13:27:04.798
4 -	41.886	112.5	47.114	124.9	44.666	111.4	2:13.666	79.96	2.126	13:29:18.464
5 -	41.775	112.5	46.497	126.3	44.156	112.7	2:12.428	80.70	0.888	13:31:30.892
6 -	42.176	108.4	46.906	126.3	44.609	110.3	2:13.691	79.94	2.151	13:33:44.583
7 -	41.305	<b>113.1</b>	46.165	125.9	<b>44.070</b>	111.8	<b>2:11.540 (1)</b>	<b>81.25</b>		<b>13:35:56.123</b>
8 -	41.332	111.1	<b>46.067</b>	125.4	44.405	111.8	2:11.804 (3)	81.09	0.264	13:38:07.927
9 -	<b>40.990</b>	111.8	46.177	126.6	44.542	112.9	2:11.709 (2)	81.14	0.169	13:40:19.636
10 -	41.327	111.6	46.493	125.4	44.484	112.2	2:12.304	80.78	0.764	13:42:31.940
11 -	42.465	99.5	49.096	124.5	44.942	111.6	2:16.503	78.29	4.963	13:44:48.443
12 -	41.515	109.2	48.001	124.5	46.125	111.2	2:15.641	78.79	4.101	13:47:04.084
13 -	41.852	111.8	47.406	124.2	44.865	110.9	2:14.123	79.68	2.583	13:49:18.207
14 -	41.570	110.0	46.568	126.1	45.323	110.3	2:13.461	80.08	1.921	13:51:31.668

P9 48		Ollie WALKER					Honda - Moto Rapido / SP125 Racing			
IDEAL LAP TIME : 2:11.230		BEST LAP TIME : 2:11.660			DIFFERENCE : 0.430					
LAP	SECTOR 1	SECTOR 2		SECTOR 3		LAP TIME	MPH	DIFF	TIME OF DAY	
1 -	OUTLAP	88.4	49.168	120.6	45.788	109.1	2:30.877	70.83	19.217	13:29:10.994
2 -	42.767	97.3	47.461	123.1	45.402	109.1	2:15.630	78.80	3.970	13:31:26.624
3 -	42.248	98.3	47.182	123.3	44.821	109.1	2:14.251	79.61	2.591	13:33:40.875
4 -	41.874	98.3	46.674	122.9	44.516	109.6	2:13.064	80.32	1.404	13:35:53.939
5 -	41.418	104.5	46.505	123.3	44.585	109.2	2:12.508 (3)	80.65	0.848	13:38:06.447
6 -	41.568	103.0	46.451	123.3	44.676	109.8	2:12.695	80.54	1.035	13:40:19.142
7 -	<b>41.142</b>	<b>105.0</b>	<b>46.358</b>	123.5	44.356	110.0	2:11.856 (2)	81.05	0.196	13:42:30.998
8 -	43.237	103.5	47.638	124.2	44.707	<b>111.2</b>	2:15.582	78.83	3.922	13:44:46.580
9 -	41.928	96.1	47.487	115.3	52.385	110.7	2:21.800	75.37	10.140	13:47:08.380
10 -	41.402	101.9	46.553	124.5	44.607	110.9	2:12.562	80.62	0.902	13:49:20.942
11 -	41.203	102.4	46.727	<b>124.9</b>	<b>43.730</b>	110.7	<b>2:11.660 (1)</b>	<b>81.17</b>		<b>13:51:32.602</b>

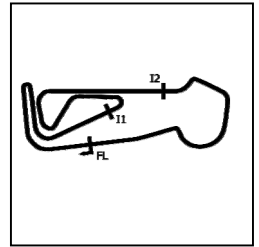
P10 8		Eddie O'SHEA					Honda - WAM			
IDEAL LAP TIME : 2:10.052		BEST LAP TIME : 2:11.911			DIFFERENCE : 1.859					
LAP	SECTOR 1	SECTOR 2		SECTOR 3		LAP TIME	MPH	DIFF	TIME OF DAY	
1 -	OUTLAP	110.1	47.807	<b>128.3</b>	44.176	<b>112.9</b>	2:19.759	76.47	7.848	13:22:26.909
2 -	41.355	105.3	46.753	126.8	43.803	<b>112.9</b>	<b>2:11.911 (1)</b>	<b>81.02</b>		<b>13:24:38.820</b>
3 -	<b>40.522</b>	<b>112.7</b>	48.549	128.0	<b>43.328</b>	<b>112.9</b>	2:12.399 (2)	80.72	0.488	13:26:51.219

P11 45		Elliott DUFTON					Honda - D&D Racing			
IDEAL LAP TIME : 2:11.572		BEST LAP TIME : 2:11.946			DIFFERENCE : 0.374					
LAP	SECTOR 1	SECTOR 2		SECTOR 3		LAP TIME	MPH	DIFF	TIME OF DAY	
1 -	OUTLAP	104.0	47.923	124.0	45.404	<b>110.9</b>	2:21.098	75.74	9.152	13:22:26.890
2 -	42.378	109.2	46.570	123.3	44.566	<b>110.9</b>	2:13.514	80.05	1.568	13:24:40.404
3 -	<b>41.130</b>	109.6	46.729	<b>124.2</b>	<b>44.513</b>	109.8	2:12.372 (2)	80.74	0.426	13:26:52.776
4 -	42.090	109.6	46.580	121.7	46.663	108.0	2:15.333	78.97	3.387	13:29:08.109
5 -	42.945	108.4	47.205	122.0	45.009	108.5	2:15.159	79.07	3.213	13:31:23.268
6 -	41.359	<b>109.8</b>	46.643	119.6	IN PIT		3:53.209 P	45.83	1:41.263	13:35:16.477
7 -	OUTLAP	105.1	46.819	121.7	45.231	107.7	2:20.356	76.14	8.410	13:37:36.833
8 -	41.394	107.8	<b>45.929</b>	121.5	44.623	109.6	<b>2:11.946 (1)</b>	<b>81.00</b>		<b>13:39:48.779</b>
9 -	42.478	108.5	46.086	121.3	44.679	108.9	2:13.243 (3)	80.21	1.297	13:42:02.022

Weather / Track : Cloudy / Dry

Snetterton 300  
Circuit Length = 2.9689 miles  
Start: 13:20 Flag 13:50 End: 13:52

## FREE PRACTICE 2 - SECTOR ANALYSIS



SECTOR 1 = FL to I1, SECTOR 2 = I1 to I2, SECTOR 3 = I2 to FL, DIFF = Difference To Personal Best Lap, P = Crossed Finish Line in Pit Lane, D = Time Disallowed

P12 66		Annabel THOMAS					Honda - Microlise Cresswell Racing			
IDEAL LAP TIME : 2:11.998		BEST LAP TIME : 2:11.998			DIFFERENCE : 0.000					
LAP	SECTOR 1	SECTOR 2		SECTOR 3		LAP TIME	MPH	DIFF	TIME OF DAY	
1 -	OUTLAP	93.0	48.995	119.8	45.958	110.7	2:23.627	74.41	11.629	13:22:50.567
2 -	42.756	92.0	48.323	120.9	45.680	109.8	2:16.759	78.15	4.761	13:25:07.326
3 -	42.046	91.5	47.775	122.0	45.098	<b>110.9</b>	2:14.919	79.21	2.921	13:27:22.245
4 -	42.214	99.1	47.850	119.8	45.024	109.8	2:15.088	79.11	3.090	13:29:37.333
5 -	42.100	92.1	47.801	120.2	45.758	110.1	2:15.659	78.78	3.661	13:31:52.992
6 -	41.682	99.5	47.571	120.2	45.225	109.4	2:14.478	79.47	2.480	13:34:07.470
7 -	42.271	<b>101.0</b>	46.743	121.7	44.673	110.5	2:13.687 (3)	79.94	1.689	13:36:21.157
8 -	41.926	<b>101.0</b>	47.594	120.6	IN PIT		5:00.689 P	35.54	2:48.691	13:41:21.846
9 -	OUTLAP	96.2	47.559	121.7	44.914	110.1	2:18.279	77.29	6.281	13:43:40.125
10 -	41.735	97.9	47.363	121.1	44.857	110.0	2:13.955	79.78	1.957	13:45:54.080
<b>11 -</b>	<b>40.864</b>	98.8	<b>46.683</b>	<b>124.2</b>	<b>44.451</b>	109.2	<b>2:11.998 (1)</b>	<b>80.97</b>		<b>13:48:06.078</b>
12 -	41.435	96.4	47.144	121.1	44.742	110.1	2:13.321 (2)	80.16	1.323	13:50:19.399

P13 43		Ryan HITCHCOCK					Honda - Wilson Racing			
IDEAL LAP TIME : 2:12.074		BEST LAP TIME : 2:12.496			DIFFERENCE : 0.422					
LAP	SECTOR 1	SECTOR 2		SECTOR 3		LAP TIME	MPH	DIFF	TIME OF DAY	
1 -	OUTLAP	106.8	48.278	119.4	45.946	112.0	2:22.906	74.79	10.410	13:22:28.657
2 -	42.444	107.2	47.540	119.8	45.467	112.2	2:15.451	78.90	2.955	13:24:44.108
3 -	42.471	104.2	47.513	120.2	45.993	110.1	2:15.977	78.60	3.481	13:27:00.085
4 -	42.221	<b>110.5</b>	47.233	120.6	45.497	111.1	2:14.951	79.19	2.455	13:29:15.036
5 -	42.534	97.6	47.598	120.2	45.418	110.5	2:15.550	78.84	3.054	13:31:30.586
6 -	42.421	106.5	47.017	119.4	45.088	110.9	2:14.526	79.44	2.030	13:33:45.112
7 -	41.980	110.3	46.780	119.4	44.616	111.8	2:13.376	80.13	0.880	13:35:58.488
8 -	42.149	107.0	46.931	119.6	45.039	111.6	2:14.119	79.69	1.623	13:38:12.607
9 -	41.498	104.5	46.962	120.2	45.245	111.8	2:13.705	79.93	1.209	13:40:26.312
10 -	42.156	107.0	47.110	118.5	45.250	<b>113.1</b>	2:14.516	79.45	2.020	13:42:40.828
11 -	41.745	108.5	<b>46.657</b>	118.7	44.391	111.6	2:12.793 (2)	80.48	0.297	13:44:53.621
12 -	41.660	102.9	47.475	118.9	44.845	112.4	2:13.980	79.77	1.484	13:47:07.601
13 -	41.375	107.3	46.915	<b>121.1</b>	44.619	112.0	2:12.909 (3)	80.41	0.413	13:49:20.510
<b>14 -</b>	<b>41.296</b>	105.8	47.079	119.4	<b>44.121</b>	<b>113.1</b>	<b>2:12.496 (1)</b>	<b>80.66</b>		<b>13:51:33.006</b>

P14 15		Harrison CROSBY					Honda - Banks Racing			
IDEAL LAP TIME : 2:12.249		BEST LAP TIME : 2:12.965			DIFFERENCE : 0.716					
LAP	SECTOR 1	SECTOR 2		SECTOR 3		LAP TIME	MPH	DIFF	TIME OF DAY	
1 -	OUTLAP	97.8	48.447	124.7	44.858	110.1	2:19.967	76.36	7.002	13:22:26.282
<b>2 -</b>	41.803	103.4	47.114	<b>126.1</b>	<b>44.048</b>	<b>111.6</b>	<b>2:12.965 (1)</b>	<b>80.38</b>		<b>13:24:39.247</b>
3 -	<b>41.218</b>	103.5	<b>46.983</b>	124.2	IN PIT		2:32.351 P	70.15	19.386	13:27:11.598
4 -	OUTLAP	<b>103.8</b>	47.382	123.5	45.255	110.3	2:22.340	75.08	9.375	13:29:33.938

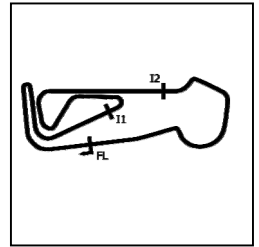
P15 11		Rossi DOBSON					Honda - Rossi Dobson			
IDEAL LAP TIME : 2:13.616		BEST LAP TIME : 2:13.825			DIFFERENCE : 0.209					
LAP	SECTOR 1	SECTOR 2		SECTOR 3		LAP TIME	MPH	DIFF	TIME OF DAY	
1 -	OUTLAP	99.4	49.826	122.0	48.066	112.0	2:26.320	73.04	12.495	13:22:34.696
2 -	43.079	104.3	49.002	122.0	48.023	93.9	2:20.104	76.28	6.279	13:24:54.800
3 -	48.158	102.6	48.272	121.7	45.982	110.5	2:22.412	75.05	8.587	13:27:17.212
4 -	42.484	102.2	47.904	122.2	46.491	110.3	2:16.879	78.08	3.054	13:29:34.091
5 -	42.355	104.5	48.209	121.5	45.745	110.3	2:16.309	78.41	2.484	13:31:50.400
6 -	42.213	108.2	47.668	120.9	45.825	109.4	2:15.706	78.75	1.881	13:34:06.106
7 -	44.257	104.6	47.367	123.1	46.019	110.5	2:17.643	77.65	3.818	13:36:23.749
8 -	41.791	<b>109.6</b>	47.226	122.4	45.540	<b>112.7</b>	2:14.557	79.43	0.732	13:38:38.306
9 -	41.844	107.3	47.162	120.9	45.513	110.0	2:14.519 (3)	79.45	0.694	13:40:52.825
<b>10 -</b>	41.742	107.3	<b>46.846</b>	121.5	45.237	109.8	<b>2:13.825 (1)</b>	<b>79.86</b>		<b>13:43:06.650</b>
11 -	<b>41.614</b>	106.5	1:05.238	101.5	IN PIT		3:06.413 P	57.33	52.588	13:46:13.063
12 -	OUTLAP	102.2	48.254	121.3	46.374	111.1	2:21.076	75.76	7.251	13:48:34.139
13 -	41.746	107.7	46.984	<b>123.8</b>	<b>45.156</b>	110.7	2:13.886 (2)	79.82	0.061	13:50:48.025

# MCRCB BULLETIN TK037

## 2020 Bennetts British Superbike Championship - Monster Round 2

### 2020 Honda British Talent Cup

### FREE PRACTICE 2 - SECTOR ANALYSIS



SECTOR 1 = FL to I1, SECTOR 2 = I1 to I2, SECTOR 3 = I2 to FL, DIFF = Difference To Personal Best Lap, P = Crossed Finish Line in Pit Lane, D = Time Disallowed

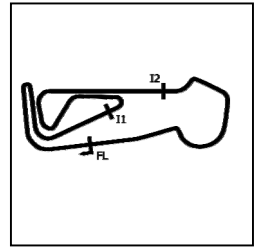
P16 75		Jonathan GARNESSE					Honda - Microlise Cresswell Racing				
IDEAL LAP TIME : 2:13.375		BEST LAP TIME : 2:13.961					DIFFERENCE : 0.586				
LAP	SECTOR 1	SECTOR 2		SECTOR 3		LAP TIME	MPH	DIFF	TIME OF DAY		
1 -	OUTLAP	99.7	52.056	125.2	49.454	115.5	2:30.299	71.11	16.338	13:23:06.959	
2 -	44.092	100.6	48.896	112.7	46.869	115.3	2:19.857	76.42	5.896	13:25:26.816	
3 -	43.438	103.8	48.516	120.4	46.759	114.5	2:18.713	77.05	4.752	13:27:45.529	
4 -	43.149	100.6	48.167	127.0	46.356	115.7	2:17.672	77.63	3.711	13:30:03.201	
5 -	42.379	107.2	47.513	124.9	46.945	113.9	2:16.837	78.10	2.876	13:32:20.038	
6 -	43.315	103.2	48.125	125.9	46.339	114.3	2:17.779	77.57	3.818	13:34:37.817	
7 -	43.581	99.2	47.528	<b>128.0</b>	IN PIT		3:03.985	<b>P</b> 58.09	50.024	13:37:41.802	
8 -	OUTLAP	98.3	47.932	127.5	46.215	114.9	2:23.609	74.42	9.648	13:40:05.411	
9 -	41.980	<b>110.7</b>	47.269	126.3	45.688	114.7	2:14.937	<b>(3)</b> 79.20	0.976	13:42:20.348	
<b>10 -</b>	42.346	108.5	<b>46.665</b>	126.6	<b>44.950</b>	115.1	<b>2:13.961</b>	<b>(1)</b> <b>79.78</b>		<b>13:44:34.309</b>	
11 -	<b>41.760</b>	107.2	47.217	126.1	45.802	113.9	2:14.779	<b>(2)</b> 79.30	0.818	13:46:49.088	
12 -	42.298	109.4	47.136	<b>128.0</b>	IN PIT		3:02.958	<b>P</b> 58.41	48.997	13:49:52.046	
13 -	OUTLAP	98.5	47.816	125.9	45.443	<b>117.5</b>	2:22.688	74.90	8.727	13:52:14.734	

P17 2		Rhys COATES					Honda - Ernie Coates Race Support				
IDEAL LAP TIME : 2:13.994		BEST LAP TIME : 2:14.175					DIFFERENCE : 0.181				
LAP	SECTOR 1	SECTOR 2		SECTOR 3		LAP TIME	MPH	DIFF	TIME OF DAY		
1 -	OUTLAP	95.3	49.048	120.4	48.084	108.5	2:25.785	73.31	11.610	13:22:33.297	
2 -	44.199	105.5	48.711	114.3	48.028	108.7	2:20.938	75.83	6.763	13:24:54.235	
3 -	43.196	100.7	47.783	118.9	46.431	108.4	2:17.410	77.78	3.235	13:27:11.645	
4 -	42.956	104.3	47.877	121.5	46.025	<b>109.8</b>	2:16.858	78.09	2.683	13:29:28.503	
5 -	42.735	103.4	47.685	<b>122.2</b>	47.023	108.0	2:17.443	77.76	3.268	13:31:45.946	
6 -	42.990	104.2	47.449	120.6	46.119	106.8	2:16.558	78.26	2.383	13:34:02.504	
7 -	43.696	104.3	47.659	120.6	45.929	107.7	2:17.284	77.85	3.109	13:36:19.788	
8 -	43.185	98.6	48.371	118.3	46.782	107.5	2:18.338	77.26	4.163	13:38:38.126	
9 -	42.829	104.2	47.055	121.7	45.960	108.2	2:15.844	78.67	1.669	13:40:53.970	
10 -	42.281	105.5	<b>46.983</b>	120.9	45.473	106.8	2:14.737	<b>(2)</b> 79.32	0.562	13:43:08.707	
11 -	<b>41.851</b>	106.1	47.825	119.1	45.923	108.0	2:15.599	78.82	1.424	13:45:24.306	
12 -	42.027	98.9	47.839	119.8	45.759	107.3	2:15.625	78.80	1.450	13:47:39.931	
13 -	42.030	<b>108.9</b>	47.281	118.5	46.186	106.8	2:15.497	<b>(3)</b> 78.88	1.322	13:49:55.428	
<b>14 -</b>	42.013	102.7	47.002	117.7	<b>45.160</b>	108.2	<b>2:14.175</b>	<b>(1)</b> <b>79.65</b>		<b>13:52:09.603</b>	

P18 57		Josh HIATT					Honda - Wilson Racing				
IDEAL LAP TIME : 2:14.362		BEST LAP TIME : 2:14.365					DIFFERENCE : 0.003				
LAP	SECTOR 1	SECTOR 2		SECTOR 3		LAP TIME	MPH	DIFF	TIME OF DAY		
1 -	OUTLAP	102.6	48.791	120.9	45.373	<b>109.4</b>	2:21.939	75.30	7.574	13:22:29.036	
2 -	42.709	<b>107.8</b>	47.916	119.6	45.041	108.4	2:15.666	<b>(2)</b> 78.78	1.301	13:24:44.702	
3 -	42.217	106.3	<b>47.261</b>	<b>122.9</b>	<b>44.887</b>	107.3	<b>2:14.365</b>	<b>(1)</b> <b>79.54</b>		<b>13:26:59.067</b>	
4 -	<b>42.214</b>	107.7	48.535	117.5	45.814	107.8	2:16.563	<b>(3)</b> 78.26	2.198	13:29:15.630	
5 -	43.000	103.5	48.438	117.5	45.858	105.5	2:17.296	77.84	2.931	13:31:32.926	
6 -	42.854	106.5	48.651	119.4	IN PIT		7:40.139	<b>P</b> 23.22	5:25.774	13:39:13.065	
7 -	OUTLAP	103.5	49.366	115.7	46.901	105.5	2:24.539	73.94	10.174	13:41:37.604	
8 -	43.130	103.8	48.859	117.9	45.783	105.5	2:17.772	77.57	3.407	13:43:55.376	
9 -	42.601	104.0	48.803	117.7	45.699	106.1	2:17.103	77.95	2.738	13:46:12.479	
10 -	42.387	105.6	48.745	117.9	45.670	105.8	2:16.802	78.12	2.437	13:48:29.281	
11 -	42.221	106.5	48.618	120.4	45.817	105.0	2:16.656	78.21	2.291	13:50:45.937	

Weather / Track : Cloudy / Dry

Snetterton 300  
Circuit Length = 2.9689 miles  
Start: 13:20 Flag 13:50 End: 13:52



SECTOR 1 = FL to I1, SECTOR 2 = I1 to I2, SECTOR 3 = I2 to FL, DIFF = Difference To Personal Best Lap, P = Crossed Finish Line in Pit Lane, D = Time Disallowed

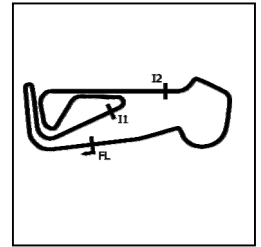
P19 44		Lucas HILL					Honda - Ashcourt Racing				
IDEAL LAP TIME : 2:14.938		BEST LAP TIME : 2:14.938					DIFFERENCE : 0.000				
LAP	SECTOR 1	SECTOR 2		SECTOR 3		LAP TIME	MPH	DIFF	TIME OF DAY		
1 -	OUTLAP	96.4	50.770	121.3	47.063	109.8	2:28.264	72.08	13.326	13:22:43.286	
2 -	44.398	98.3	49.211	120.4	46.280	109.4	2:19.889	76.40	4.951	13:25:03.175	
3 -	43.498	102.2	49.086	120.0	45.893	110.0	2:18.477	77.18	3.539	13:27:21.652	
4 -	43.523	95.0	48.726	121.1	45.925	<b>110.1</b>	2:18.174 (3)	77.35	3.236	13:29:39.826	
5 -	42.840	<b>110.1</b>	48.170	121.5	45.541	109.8	2:16.551 (2)	78.27	1.613	13:31:56.377	
6 -	<b>42.381</b>	102.6	<b>47.762</b>	<b>121.7</b>	<b>44.795</b>	109.6	<b>2:14.938 (1)</b>	<b>79.20</b>		<b>13:34:11.315</b>	
7 -	42.926	106.3	48.579	118.5	IN PIT		3:24.702 P	52.21	1:09.764	13:37:36.017	
8 -	OUTLAP	103.8	49.761	<b>121.7</b>	47.857	108.4	2:30.944	70.80	16.006	13:40:06.961	
9 -	44.368	<b>110.1</b>	48.570	<b>121.7</b>	45.847	109.4	2:18.785	77.01	3.847	13:42:25.746	
10 -	43.480	103.2	50.334	117.3	46.436	108.2	2:20.250	76.20	5.312	13:44:45.996	
11 -	43.458	105.1	48.408	121.1	IN PIT		3:08.457 P	56.71	53.519	13:47:54.453	
12 -	OUTLAP	101.5	49.101	120.2	47.401	106.3	2:25.833	73.28	10.895	13:50:20.286	

P20 69		Gary SCOTT					Honda - Scott Racing				
IDEAL LAP TIME : 2:15.036		BEST LAP TIME : 2:15.568					DIFFERENCE : 0.532				
LAP	SECTOR 1	SECTOR 2		SECTOR 3		LAP TIME	MPH	DIFF	TIME OF DAY		
1 -	OUTLAP	106.5	49.069	121.5	48.653	107.0	2:25.696	73.35	10.128	13:22:33.341	
2 -	43.145	104.2	48.396	120.6	46.179	<b>109.4</b>	2:17.720	77.60	2.152	13:24:51.061	
3 -	42.560	106.6	49.800	117.7	46.675	107.2	2:19.035	76.87	3.467	13:27:10.096	
4 -	42.957	104.3	48.572	120.4	46.515	108.0	2:18.044	77.42	2.476	13:29:28.140	
5 -	42.319	108.5	47.724	<b>123.8</b>	46.080	107.7	2:16.123 (2)	78.51	0.555	13:31:44.263	
6 -	46.224	108.4	48.643	117.9	IN PIT		4:22.740 P	40.67	2:07.172	13:36:07.003	
7 -	OUTLAP	106.1	1:00.106	118.9	47.435	108.7	2:37.998	67.64	22.430	13:38:45.001	
8 -	42.851	107.0	47.921	119.4	46.194	108.0	2:16.966	78.03	1.398	13:41:01.967	
9 -	42.786	106.5	<b>47.281</b>	120.2	46.096	107.8	2:16.163 (3)	78.49	0.595	13:43:18.130	
10 -	42.236	<b>110.5</b>	47.321	118.9	<b>46.011</b>	108.5	<b>2:15.568 (1)</b>	<b>78.83</b>		<b>13:45:33.698</b>	
11 -	<b>41.744</b>	105.8	47.634	119.4	47.087	105.0	2:16.465	78.32	0.897	13:47:50.163	
12 -	42.398	107.2	47.902	119.8	46.991	107.2	2:17.291	77.84	1.723	13:50:07.454	

P21 14		Evann PENDRILL					Honda - VHC Racing				
IDEAL LAP TIME : 2:15.300		BEST LAP TIME : 2:15.908					DIFFERENCE : 0.608				
LAP	SECTOR 1	SECTOR 2		SECTOR 3		LAP TIME	MPH	DIFF	TIME OF DAY		
1 -	OUTLAP	96.4	49.040	<b>120.6</b>	47.509	106.8	2:24.709	73.85	8.801	13:22:32.875	
2 -	43.207	<b>100.1</b>	<b>47.553</b>	118.3	<b>45.148</b>	<b>107.0</b>	<b>2:15.908 (1)</b>	<b>78.64</b>		<b>13:24:48.783</b>	

P22 90		Harry COOK					Honda - JDF Racing				
IDEAL LAP TIME : 2:15.975		BEST LAP TIME : 2:16.248					DIFFERENCE : 0.273				
LAP	SECTOR 1	SECTOR 2		SECTOR 3		LAP TIME	MPH	DIFF	TIME OF DAY		
1 -	OUTLAP	100.3	50.156	121.1	47.015	110.5	2:27.247	72.58	10.999	13:22:36.047	
2 -	44.023	101.8	49.121	119.8	46.769	109.4	2:19.913	76.39	3.665	13:24:55.960	
3 -	43.719	100.0	49.081	120.2	46.492	108.2	2:19.292	76.73	3.044	13:27:15.252	
4 -	43.476	102.7	48.900	119.4	46.971	110.1	2:19.347	76.70	3.099	13:29:34.599	
5 -	43.209	104.8	48.743	118.7	46.843	109.6	2:18.795	77.00	2.547	13:31:53.394	
6 -	42.472	103.8	48.183	122.2	<b>45.593</b>	107.5	<b>2:16.248 (1)</b>	<b>78.44</b>		<b>13:34:09.642</b>	
7 -	45.227	103.2	48.267	<b>122.4</b>	46.309	<b>110.9</b>	2:19.803	76.45	3.555	13:36:29.445	
8 -	42.509	105.6	48.825	115.9	46.867	107.3	2:18.201	77.33	1.953	13:38:47.646	
9 -	43.373	102.9	48.429	119.6	46.686	107.8	2:18.488	77.17	2.240	13:41:06.134	
10 -	42.923	101.2	48.792	120.6	45.780	108.2	2:17.495 (2)	77.73	1.247	13:43:23.629	
11 -	42.925	<b>106.0</b>	48.673	118.9	46.437	108.2	2:18.035 (3)	77.43	1.787	13:45:41.664	

## FREE PRACTICE 2 - SECTOR ANALYSIS



SECTOR 1 = FL to I1, SECTOR 2 = I1 to I2, SECTOR 3 = I2 to FL, DIFF = Difference To Personal Best Lap, P = Crossed Finish Line in Pit Lane, D = Time Disallowed

<b>P23 27</b>		<b>Calum BEACH</b>					Honda - Calum Beach Racing / SP125 Racing				
IDEAL LAP TIME : 2:16.285		BEST LAP TIME : 2:16.733					DIFFERENCE : 0.448				
LAP		SECTOR 1		SECTOR 2		SECTOR 3		LAP TIME	MPH	DIFF	TIME OF DAY
1 -	OUTLAP	95.4	49.757	<b>121.5</b>	47.914	107.2	2:28.805	71.82	12.072	13:22:52.779	
2 -	43.642	99.5	48.436	118.7	46.468	107.2	2:18.546	77.14	1.813	13:25:11.325	
3 -	43.496	95.0	48.444	119.4	46.043	106.6	2:17.983 <b>(3)</b>	77.45	1.250	13:27:29.308	
4 -	42.876	<b>107.3</b>	48.202	119.8	46.011	<b>108.2</b>	2:17.089 <b>(2)</b>	77.96	0.356	13:29:46.397	
5 -	42.945	106.8	49.420	115.1	IN PIT		5:42.111 <b>P</b>	31.24	3:25.378	13:35:28.508	
6 -	OUTLAP	95.7	49.034	117.7	IN PIT		3:08.169 <b>P</b>	56.80	51.436	13:38:36.677	
7 -	OUTLAP	100.4	48.369	118.9	46.135	107.8	2:22.429	75.04	5.696	13:40:59.106	
8 -	43.203	99.5	<b>47.538</b>	119.8	<b>45.992</b>	106.5	<b>2:16.733 (1)</b>	<b>78.16</b>		<b>13:43:15.839</b>	

<b>P24 65</b>		<b>Alexander ROWAN</b>					Honda - Alexander Rowan Racing				
IDEAL LAP TIME : 2:17.231		BEST LAP TIME : 2:17.905					DIFFERENCE : 0.674				
LAP		SECTOR 1		SECTOR 2		SECTOR 3		LAP TIME	MPH	DIFF	TIME OF DAY
1 -	OUTLAP	105.6	52.190	117.7	50.736	108.7	2:34.238	69.29	16.333	13:22:43.335	
2 -	46.111	105.8	50.603	117.5	47.886	112.4	2:24.600	73.91	6.695	13:25:07.935	
3 -	44.561	107.3	49.091	124.2	46.208	114.1	2:19.860	76.41	1.955	13:27:27.795	
4 -	44.197	110.1	<b>47.724</b>	<b>125.6</b>	<b>45.984</b>	114.7	<b>2:17.905 (1)</b>	<b>77.50</b>		<b>13:29:45.700</b>	
5 -	<b>43.523</b>	<b>110.9</b>	48.616	124.2	48.941	112.4	2:21.080	75.75	3.175	13:32:06.780	
6 -	44.403	105.6	49.008	121.5	IN PIT		7:56.233 <b>P</b>	22.44	5:38.328	13:40:03.013	
7 -	OUTLAP	105.1	49.711	118.5	48.592	109.4	2:26.448	72.98	8.543	13:42:29.461	
8 -	44.733	104.8	49.646	122.4	47.375	111.6	2:21.754	75.39	3.849	13:44:51.215	
9 -	43.802	102.6	48.820	123.3	46.448	<b>115.5</b>	2:19.070 <b>(2)</b>	76.85	1.165	13:47:10.285	
10 -	43.643	105.5	48.791	120.0	47.315	113.5	2:19.749 <b>(3)</b>	76.48	1.844	13:49:30.034	
11 -	43.573	107.3	49.368	124.2	47.090	112.5	2:20.031	76.32	2.126	13:51:50.065	



# MCRCB BULLETIN TK038

## 2020 Bennetts British Superbike Championship - Monster Round 2

### 2020 Honda British Talent Cup

#### FREE PRACTICE 2 - BEST SECTORS

SECTOR 1			SECTOR 2			SECTOR 3			IDEAL / BEST COMPARISON						
POS	NO	NAME	TIME	NO	NAME	TIME	NO	NAME	TIME	POS	NO	NAME	IDEAL	BEST	DIFF
													<b>PERFECT LAP</b>	<b>2:06.444</b>	
1	71	FARRER	39.568	71	FARRER	44.581	71	FARRER	42.295	1	71	FARRER	2:06.444	2:07.178	0.734
2	72	O'GORMAN	39.703	72	O'GORMAN	45.067	72	O'GORMAN	42.554	2	72	O'GORMAN	2:07.324	2:07.796	0.472
3	16	CLARIDGE	40.018	16	CLARIDGE	45.295	16	CLARIDGE	43.022	3	16	CLARIDGE	2:08.335	2:08.692	0.357
4	7	LYONS	40.368	52	BELFORD	45.360	37	TINKER	43.022	4	52	BELFORD	2:09.305	2:09.305	0.000
5	8	O'SHEA	40.522	37	TINKER	45.924	8	O'SHEA	43.328	5	37	TINKER	2:09.497	2:09.793	0.296
6	37	TINKER	40.551	45	DUFTON	45.929	52	BELFORD	43.334	6	8	O'SHEA	2:10.052	2:11.911	1.859
7	52	BELFORD	40.611	99	STUART-CAMPBELL	46.067	7	LYONS	43.646	7	7	LYONS	2:10.263	2:10.586	0.323
8	66	THOMAS	40.864	74	COOK	46.079	48	WALKER	43.730	8	74	COOK	2:10.887	2:10.990	0.103
9	74	COOK	40.906	8	O'SHEA	46.202	74	COOK	43.902	9	99	STUART-CAMPBELL	2:11.127	2:11.540	0.413
10	99	STUART-CAMPBELL	40.990	7	LYONS	46.249	15	CROSBY	44.048	10	48	WALKER	2:11.230	2:11.660	0.430
11	45	DUFTON	41.130	48	WALKER	46.358	99	STUART-CAMPBELL	44.070	11	45	DUFTON	2:11.572	2:11.946	0.374
12	48	WALKER	41.142	43	HITCHCOCK	46.657	43	HITCHCOCK	44.121	12	66	THOMAS	2:11.998	2:11.998	0.000
13	15	CROSBY	41.218	75	GARNESS	46.665	66	THOMAS	44.451	13	43	HITCHCOCK	2:12.074	2:12.496	0.422
14	43	HITCHCOCK	41.296	66	THOMAS	46.683	45	DUFTON	44.513	14	15	CROSBY	2:12.249	2:12.965	0.716
15	11	DOBSON	41.614	11	DOBSON	46.846	44	HILL	44.795	15	75	GARNESS	2:13.375	2:13.961	0.586
16	69	SCOTT	41.744	15	CROSBY	46.983	57	HIATT	44.887	16	11	DOBSON	2:13.616	2:13.825	0.209
17	75	GARNESS	41.760	2	COATES	46.983	75	GARNESS	44.950	17	2	COATES	2:13.994	2:14.175	0.181
18	2	COATES	41.851	57	HIATT	47.261	14	PENDRILL	45.148	18	57	HIATT	2:14.362	2:14.365	0.003
19	57	HIATT	42.214	69	SCOTT	47.281	11	DOBSON	45.156	19	44	HILL	2:14.938	2:14.938	0.000
20	90	COOK	42.317	27	BEACH	47.538	2	COATES	45.160	20	69	SCOTT	2:15.036	2:15.568	0.532
21	44	HILL	42.381	14	PENDRILL	47.553	90	COOK	45.593	21	14	PENDRILL	2:15.300	2:15.908	0.608
22	14	PENDRILL	42.599	65	ROWAN	47.724	65	ROWAN	45.984	22	90	COOK	2:15.975	2:16.248	0.273
23	27	BEACH	42.755	44	HILL	47.762	27	BEACH	45.992	23	27	BEACH	2:16.285	2:16.733	0.448
24	65	ROWAN	43.523	90	COOK	48.065	69	SCOTT	46.011	24	65	ROWAN	2:17.231	2:17.905	0.674

Weather / Track : Cloudy / Dry

Results can be found at [www.tsl-timing.com](http://www.tsl-timing.com)

Snetterton 300

Circuit Length = 2.9689 miles

Start: 13:20 Flag 13:50 End: 13:52

Printed - 13:56 Friday, 21 August 2020

**MCRCB BULLETIN TK039****2020 Bennetts British Superbike Championship - Monster Round 2****2020 Honda British Talent Cup****FREE PRACTICE 2 - BEST SPEEDS**

POS	INTERMEDIATE 1			INTERMEDIATE 2			FINISH LINE		
	NO	NAME	MPH	NO	NAME	MPH	NO	NAME	MPH
1	72	O'GORMAN	115.5	71	FARRER	128.3	72	O'GORMAN	117.9
2	71	FARRER	114.3	72	O'GORMAN	128.3	75	GARNESS	117.5
3	52	BELFORD	113.9	52	BELFORD	128.3	65	ROWAN	115.5
4	99	STUART-CAMPBELL	113.1	8	O'SHEA	128.3	71	FARRER	114.1
5	16	CLARIDGE	112.9	99	STUART-CAMPBELL	128.0	52	BELFORD	113.9
6	8	O'SHEA	112.7	75	GARNESS	128.0	99	STUART-CAMPBELL	113.7
7	37	TINKER	111.1	16	CLARIDGE	126.6	43	HITCHCOCK	113.1
8	7	LYONS	111.1	15	CROSBY	126.1	8	O'SHEA	112.9
9	65	ROWAN	110.9	37	TINKER	125.9	11	DOBSON	112.7
10	75	GARNESS	110.7	65	ROWAN	125.6	16	CLARIDGE	112.5
11	43	HITCHCOCK	110.5	48	WALKER	124.9	74	COOK	111.8
12	69	SCOTT	110.5	7	LYONS	124.2	37	TINKER	111.6
13	74	COOK	110.3	45	DUFTON	124.2	15	CROSBY	111.6
14	44	HILL	110.1	66	THOMAS	124.2	7	LYONS	111.2
15	45	DUFTON	109.8	11	DOBSON	123.8	48	WALKER	111.2
16	11	DOBSON	109.6	69	SCOTT	123.8	45	DUFTON	110.9
17	2	COATES	108.9	74	COOK	123.1	66	THOMAS	110.9
18	57	HIATT	107.8	57	HIATT	122.9	90	COOK	110.9
19	27	BEACH	107.3	90	COOK	122.4	44	HILL	110.1
20	90	COOK	106.0	2	COATES	122.2	2	COATES	109.8
21	48	WALKER	105.0	44	HILL	121.7	57	HIATT	109.4
22	15	CROSBY	103.8	27	BEACH	121.5	69	SCOTT	109.4
23	66	THOMAS	101.0	43	HITCHCOCK	121.1	27	BEACH	108.2
24	14	PENDRILL	100.1	14	PENDRILL	120.6	14	PENDRILL	107.0

Weather / Track : Cloudy / Dry

Snetterton 300  
Circuit Length = 2.9689 miles  
Start: 13:20 Flag 13:50 End: 13:52

Results can be found at [www.tsl-timing.com](http://www.tsl-timing.com)

Printed - 13:57 Friday, 21 August 2020

# MCRCB BULLETIN TK040

## 2020 Bennetts British Superbike Championship - Monster Round 2

### 2020 Honda British Talent Cup

## FREE PRACTICE 2 - STATISTICS

**Competitors Started** 24  
**Planned Start** 2020-08-21 @ 13:20:00.000  
**Actual Start** 2020-08-21 @ 13:20:01.130  
**Finish Time** 2020-08-21 @ 13:50:01.130  
**Track Length** 2.9689mi.  
**Total Laps** 259  
**Total Distance Covered** 768.9480mi.

### Session Fastest Lap History

NO	NAME	LAP TIME	TIME OF DAY	LAP	VEHICLE
8	Eddie O'SHEA	<b>2:11.911</b>	13:24:38.839	2	Honda
71	Charlie FARRER	<b>2:11.511</b>	13:25:43.725	2	Honda
72	Casey O'GORMAN	<b>2:10.723</b>	13:27:00.042	3	Honda
71	Charlie FARRER	<b>2:09.457</b>	13:27:53.183	3	Honda
71	Charlie FARRER	<b>2:09.158</b>	13:30:02.340	4	Honda
72	Casey O'GORMAN	<b>2:08.835</b>	13:35:39.693	7	Honda
71	Charlie FARRER	<b>2:08.559</b>	13:36:29.310	7	Honda
71	Charlie FARRER	<b>2:08.435</b>	13:38:37.726	8	Honda
71	Charlie FARRER	<b>2:07.970</b>	13:40:45.714	9	Honda
71	Charlie FARRER	<b>2:07.533</b>	13:42:53.248	10	Honda
71	Charlie FARRER	<b>2:07.178</b>	13:51:26.610	14	Honda

### Flag History

TYPE	TIME OF DAY
GREEN	13:20:01.130
FINISH	13:50:01.130

### Flag Statistics

TYPE	COUNT	TOTAL LAPS	TOTAL TIME
Green	1	14	32:43.504
Red	0	0	0.000
Safety Car	0	0	0.000
FCY	0	0	0.000

Weather / Track : Cloudy / Dry

Results can be found at [www.tsl-timing.com](http://www.tsl-timing.com)

Snetterton 300  
Circuit Length = 2.9689 miles  
Start: 13:20 Flag 13:50 End: 13:52

Printed - 13:57 Friday, 21 August 2020

# MCRCB BULLETIN TK041

## 2020 Bennetts British Superbike Championship - Monster Round 2

### 2020 Honda British Talent Cup

## FREE PRACTICE 2 - SESSION NOTES

TIME	MESSAGE
13:31:40	TEST
13:31:49	NO. 8 FALLER AT T11 CORAM - RIDER OK
13:32:06	NO. 15 STOPPED TECHNICAL PROBLEM AT T3 PALMER

Weather / Track : Cloudy / Dry

Results can be found at [www.tsl-timing.com](http://www.tsl-timing.com)

Snetterton 300  
Circuit Length = 2.9689 miles  
Start: 13:20 Flag 13:50 End: 13:52

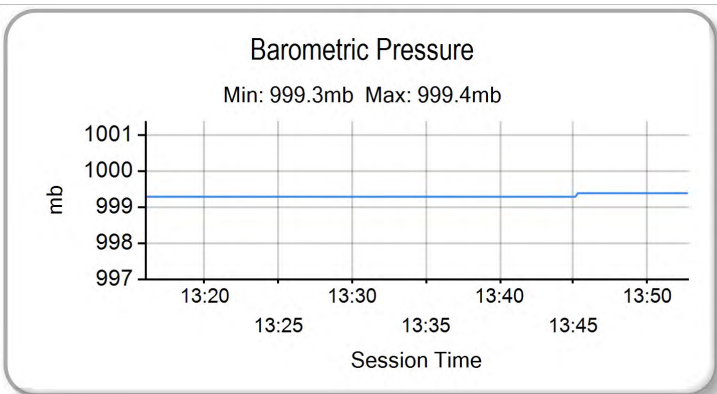
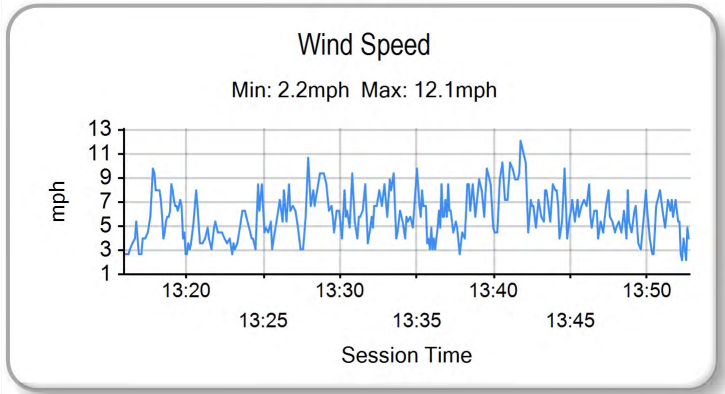
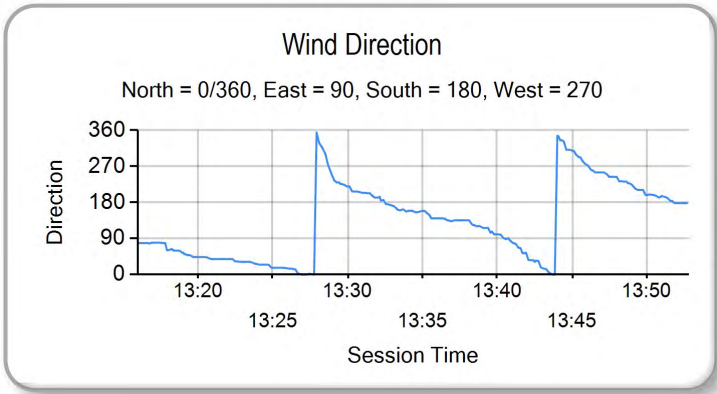
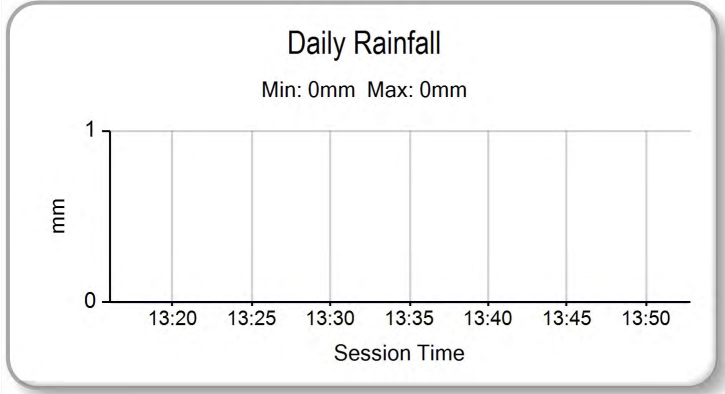
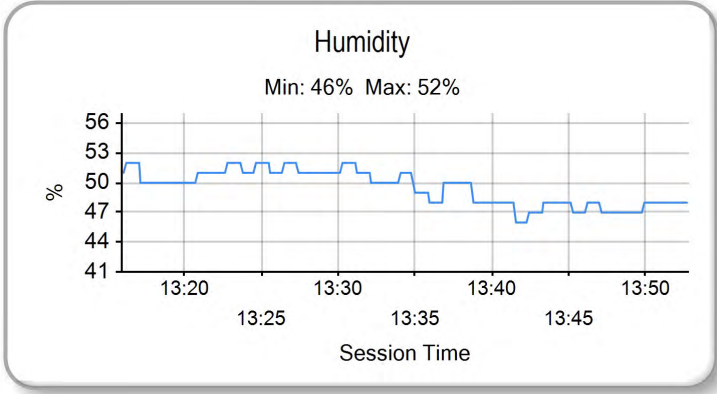
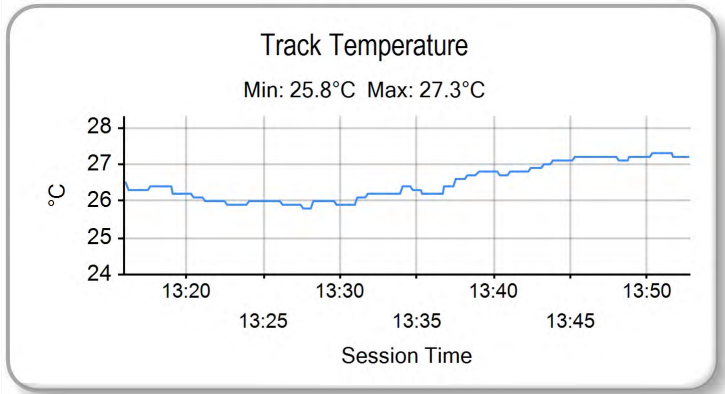
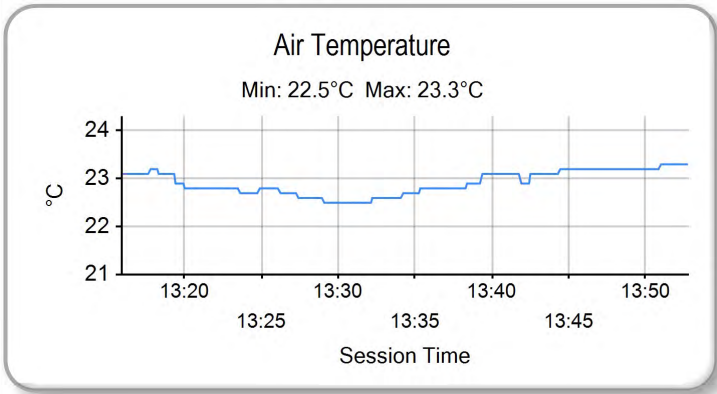
Printed - 13:57 Friday, 21 August 2020

# MCRCB BULLETIN TK042

## 2020 Bennetts British Superbike Championship - Monster Round 2

### 2020 Honda British Talent Cup

#### FREE PRACTICE 2 - WEATHER CONDITIONS



Weather / Track : Cloudy / Dry

Results can be found at [www.tsl-timing.com](http://www.tsl-timing.com)

Snetterton 300  
Circuit Length = 2.9689 miles  
Start: 13:20 Flag 13:50 End: 13:52

Printed - 13:58 Friday, 21 August 2020

## FREE PRACTICE - COMBINED CLASSIFICATION

POS	NO	NAME	NAT	ENTRY	FIRST		SECOND		GAP	DIFF
					TIME	LAPS	TIME	LAPS		
1	71	Charlie FARRER	GBR	Honda - Victoria House Racing Academy / Mortimer Racir	2:11.343	13	<b>2:07.178</b>	14		
2	72	Casey O'GORMAN	GBR	Honda - Microlise Cresswell Racing	2:10.180	14	<b>2:07.796</b>	14	<b>0.618</b>	0.618
3	16	Harvey CLARIDGE	GBR	Honda - City Lifting / SP125 Racing	2:12.108	12	<b>2:08.692</b>	5	<b>1.514</b>	0.896
4	52	Evan BELFORD	GBR	Honda - City Lifting by RS Racing	2:13.537	10	<b>2:09.305</b>	10	<b>2.127</b>	0.613
5	37	Corey TINKER	GBR	Honda - Stauff Fluid Power Academy	2:14.549	12	<b>2:09.793</b>	14	<b>2.615</b>	0.488
6	7	Jamie LYONS	GBR	Honda - Jamie Lyons Racing	2:21.848	3	<b>2:10.586</b>	14	<b>3.408</b>	0.793
7	74	James COOK	GBR	Honda - Wilson Racing	2:15.542	13	<b>2:10.990</b>	14	<b>3.812</b>	0.404
8	99	Bailey STUART-CAMPBELL	GBR	Honda - 151s S-C Racing	2:16.104	11	<b>2:11.540</b>	14	<b>4.362</b>	0.550
9	48	Ollie WALKER	GBR	Honda - Moto Rapido / SP125 Racing	2:14.792	11	<b>2:11.660</b>	11	<b>4.482</b>	0.120
10	8	Eddie O'SHEA	GBR	Honda - WAM	2:12.613	10	<b>2:11.911</b>	3	<b>4.733</b>	0.251
11	45	Elliott DUFTON	GBR	Honda - D&D Racing		2	<b>2:11.946</b>	9	<b>4.768</b>	0.035
12	66	Annabel THOMAS	GBR	Honda - Microlise Cresswell Racing	2:19.852	11	<b>2:11.998</b>	12	<b>4.820</b>	0.052
13	43	Ryan HITCHCOCK	GBR	Honda - Wilson Racing	2:20.344	11	<b>2:12.496</b>	14	<b>5.318</b>	0.498
14	15	Harrison CROSBY	GBR	Honda - Banks Racing	2:14.092	12	<b>2:12.965</b>	4	<b>5.787</b>	0.469
15	11	Rossi DOBSON	GBR	Honda - Rossi Dobson	2:16.786	12	<b>2:13.825</b>	13	<b>6.647</b>	0.860
16	75	Jonathan GARNESS	GBR	Honda - Microlise Cresswell Racing		0	<b>2:13.961</b>	13	<b>6.783</b>	0.136
17	2	Rhys COATES	GBR	Honda - Ernie Coates Race Support	2:20.192	13	<b>2:14.175</b>	14	<b>6.997</b>	0.214
18	17	Franco BOURNE	GBR	Honda - Franco Bourne Racing / SP125 Racing	<b>2:14.252</b>	7		0	<b>7.074</b>	0.077
19	57	Josh HIATT	GBR	Honda - Wilson Racing	2:16.520	13	<b>2:14.365</b>	11	<b>7.187</b>	0.113
20	44	Lucas HILL	GBR	Honda - Ashcourt Racing	2:19.978	12	<b>2:14.938</b>	12	<b>7.760</b>	0.573
21	69	Gary SCOTT	GBR	Honda - Scott Racing	2:18.778	12	<b>2:15.568</b>	12	<b>8.390</b>	0.630
22	14	Evann PENDRILL	GBR	Honda - VHC Racing	2:20.117	9	<b>2:15.908</b>	2	<b>8.730</b>	0.340
23	90	Harry COOK	GBR	Honda - JDF Racing	2:23.483	13	<b>2:16.248</b>	11	<b>9.070</b>	0.340
24	27	Calum BEACH	GBR	Honda - Calum Beach Racing / SP125 Racing	2:18.167	12	<b>2:16.733</b>	8	<b>9.555</b>	0.485
25	65	Alexander ROWAN	GBR	Honda - Alexander Rowan Racing	2:27.048	10	<b>2:17.905</b>	11	<b>10.727</b>	1.172
QUALIFYING LAPTIME (110.0% of 2:07.178) = 2:19.895										
26	4	Sullivan MOUNSEY	GBR	Honda - Lloyd & Jones PR Racing		0		0		

Weather / Track : Cloudy / Dry

These results are provisional until the conclusion of any judicial and technical matters.

Snetterton 300

Circuit Length = 2.9689 miles

Start: 13:20 Flag 13:50 End: 13:52

Race Director :	Stewards :	Timekeeper :
-----------------	------------	--------------

Results can be found at [www.britishsuperbike.com](http://www.britishsuperbike.com)

Printed - 13:59 Friday, 21 August 2020

## QUALIFYING - CLASSIFICATION

POS	NO	NAME	NAT	ENTRY	TIME	ON	LAPS	GAP	DIFF	MPH
1	8	Eddie O'SHEA	GBR	Honda - WAM	2:05.317	14	14			85.28
2	71	Charlie FARRER	GBR	Honda - Victoria House Racing Academy / Mortimer Racir	2:05.328	10	11	0.011	0.011	85.28
3	72	Casey O'GORMAN	GBR	Honda - Microlise Cresswell Racing	2:05.915	14	14	0.598	0.587	84.88
4	16	Harvey CLARIDGE	GBR	Honda - City Lifting / SP125 Racing	2:06.033	10	10	0.716	0.118	84.80
5	7	Jamie LYONS	GBR	Honda - Jamie Lyons Racing	2:06.689	13	14	1.372	0.656	84.36
6	17	Franco BOURNE	GBR	Honda - Franco Bourne Racing / SP125 Racing	2:06.728	8	12	1.411	0.039	84.33
7	52	Evan BELFORD	GBR	Honda - City Lifting by RS Racing	2:07.057	11	11	1.740	0.329	84.12
8	46	Elliott DUFTON	GBR	Honda - D&D Racing	2:07.352	11	12	2.035	0.295	83.92
9	37	Corey TINKER	GBR	Honda - Stauff Fluid Power Academy	2:07.461	8	13	2.144	0.109	83.85
10	15	Harrison CROSBY	GBR	Honda - Banks Racing	2:08.364	11	11	3.047	0.903	83.26
11	99	Bailey STUART-CAMPBELL	GBR	Honda - 151s S-C Racing	2:08.454	12	14	3.137	0.090	83.20
12	74	James COOK	GBR	Honda - Wilson Racing	2:08.939	7	10	3.622	0.485	82.89
13	48	Ollie WALKER	GBR	Honda - Moto Rapido / SP125 Racing	2:09.546	10	11	4.229	0.607	82.50
14	43	Ryan HITCHCOCK	GBR	Honda - Wilson Racing	2:10.353	8	13	5.036	0.807	81.99
15	44	Lucas HILL	GBR	Honda - Ashcourt Racing	2:10.577	13	14	5.260	0.224	81.85
16	75	Jonathan GARNESS	GBR	Honda - Microlise Cresswell Racing	2:11.150	12	13	5.833	0.573	81.49
17	14	Evann PENDRILL	GBR	Honda - VHC Racing	2:11.376	11	13	6.059	0.226	81.35
18	11	Rossi DOBSON	GBR	Honda - Rossi Dobson	2:11.386	13	13	6.069	0.010	81.34
19	27	Calum BEACH	GBR	Honda - Calum Beach Racing / SP125 Racing	2:11.443	9	12	6.126	0.057	81.31
20	69	Gary SCOTT	GBR	Honda - Scott Racing	2:11.467	13	13	6.150	0.024	81.29
21	66	Annabel THOMAS	GBR	Honda - Microlise Cresswell Racing	2:11.708	8	13	6.391	0.241	81.14
22	2	Rhys COATES	GBR	Honda - Ernie Coates Race Support	2:11.710	14	14	6.393	0.002	81.14
23	57	Josh HIATT	GBR	Honda - Wilson Racing	2:11.902	9	9	6.585	0.192	81.03
24	4	Sullivan MOUNSEY	GBR	Honda - Lloyd & Jones PR Racing	2:12.776	12	12	7.459	0.874	80.49
25	90	Harry COOK	GBR	Honda - JDF Racing	2:13.943	13	13	8.626	1.167	79.79
26	65	Alexander ROWAN	GBR	Honda - Alexander Rowan Racing	2:15.710	5	10	10.393	1.767	78.75

QUALIFYING LAPTIME (110.0% of 2:05.317) = 2:17.848

Weather / Track : Cloudy / Dry

These results are provisional until the conclusion of any judicial and technical matters.

Snetterton 300

Circuit Length = 2.9689 miles

Start: 09:00 Flag 09:30 End: 09:32

Race Director :

Stewards :

Timekeeper :

Results can be found at [www.britishsuperbike.com](http://www.britishsuperbike.com)

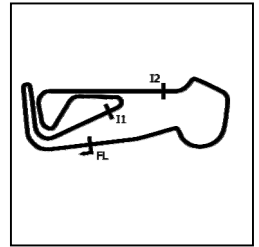
Printed - 09:33 Saturday, 22 August 2020

# MCRCB BULLETIN TK098

## 2020 Bennetts British Superbike Championship - Monster Round 2

### 2020 Honda British Talent Cup

## QUALIFYING - SECTOR ANALYSIS



SECTOR 1 = FL to I1, SECTOR 2 = I1 to I2, SECTOR 3 = I2 to FL, DIFF = Difference To Personal Best Lap, P = Crossed Finish Line in Pit Lane, D = Time Disallowed

P1		8		Eddie O'SHEA			Honda - WAM				
IDEAL LAP TIME :		2:05.291		BEST LAP TIME :		2:05.317		DIFFERENCE :			0.026
LAP	SECTOR 1	SECTOR 2	SECTOR 3	LAP TIME	MPH	DIFF	TIME OF DAY				
1 -	OUTLAP	98.1	47.888	128.8	44.152	<b>117.3</b>	2:20.552	76.04	15.235	09:03:16.412	
2 -	41.057	104.8	46.496	129.3	43.173	114.7	2:10.726	81.75	5.409	09:05:27.138	
3 -	40.421	109.2	45.553	130.0	42.612	114.9	2:08.586	83.12	3.269	09:07:35.724	
4 -	40.306	107.8	45.241	130.8	42.816	115.9	2:08.363	83.26	3.046	09:09:44.087	
5 -	41.150	112.4	45.089	130.3	42.685	113.3	2:08.924	82.90	3.607	09:11:53.011	
6 -	39.922	112.4	45.075	130.3	42.139	116.5	2:07.136	84.06	1.819	09:14:00.147	
7 -	39.732	110.9	44.852	131.3	42.964	115.9	2:07.548	83.79	2.231	09:16:07.695	
8 -	40.002	113.3	44.812	130.0	42.721	115.3	2:07.535	83.80	2.218	09:18:15.230	
9 -	39.813	104.5	45.556	129.8	42.254	114.7	2:07.623	83.74	2.306	09:20:22.853	
10 -	40.464	112.4	46.178	130.3	42.763	114.3	2:09.405	82.59	4.088	09:22:32.258	
11 -	40.238	113.1	45.127	130.0	42.375	114.5	2:07.740	83.67	2.423	09:24:39.998	
12 -	39.762	112.2	44.791	130.3	42.347	114.5	2:06.900 (3)	84.22	1.583	09:26:46.898	
13 -	39.648	<b>115.1</b>	44.473	130.5	<b>41.678</b>	115.7	2:05.799 (2)	84.96	0.482	09:28:52.697	
14 -	<b>39.468</b>	114.5	<b>44.145</b>	<b>131.5</b>	41.704	116.1	<b>2:05.317 (1)</b>	<b>85.28</b>		<b>09:30:58.014</b>	

P2		71		Charlie FARRER			Honda - Victoria House Racing Academy / Mortimer Racing				
IDEAL LAP TIME :		2:05.190		BEST LAP TIME :		2:05.328		DIFFERENCE :			0.138
LAP	SECTOR 1	SECTOR 2	SECTOR 3	LAP TIME	MPH	DIFF	TIME OF DAY				
1 -	OUTLAP	110.7	46.118	126.3	43.384	112.2	2:14.531	79.44	9.203	09:03:06.299	
2 -	40.356	112.2	44.810	127.8	42.927	113.1	2:08.093	83.44	2.765	09:05:14.392	
3 -	39.877	112.4	44.975	127.8	42.697	113.1	2:07.549	83.79	2.221	09:07:21.941	
4 -	39.741	111.8	44.688	129.5	42.470	<b>114.1</b>	2:06.899	84.22	1.571	09:09:28.840	
5 -	40.791	100.9	46.844	126.1	IN PIT		9:11.496 P	19.38	7:06.168	09:18:40.336	
6 -	OUTLAP	108.5	45.988	125.9	42.682	111.2	2:13.091	80.30	7.763	09:20:53.427	
7 -	40.099	112.7	44.587	126.6	42.082	112.0	2:06.768 (3)	84.31	1.440	09:23:00.195	
8 -	39.589	113.5	45.514	127.5	42.023	113.3	2:07.126	84.07	1.798	09:25:07.321	
9 -	39.500	113.1	45.370	127.8	42.168	113.3	2:07.038	84.13	1.710	09:27:14.359	
10 -	<b>39.330</b>	113.7	44.317	128.0	<b>41.681</b>	<b>114.1</b>	<b>2:05.328 (1)</b>	<b>85.28</b>		<b>09:29:19.687</b>	
11 -	39.716	<b>113.9</b>	<b>44.179</b>	<b>130.3</b>	42.007	112.7	2:05.902 (2)	84.89	0.574	09:31:25.589	

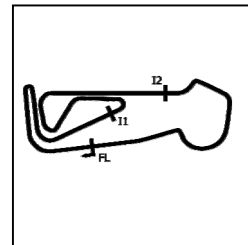
P3		72		Casey O'GORMAN			Honda - Microlise Cresswell Racing				
IDEAL LAP TIME :		2:05.865		BEST LAP TIME :		2:05.915		DIFFERENCE :			0.050
LAP	SECTOR 1	SECTOR 2	SECTOR 3	LAP TIME	MPH	DIFF	TIME OF DAY				
1 -	OUTLAP	90.8	48.580	126.6	44.686	115.5	2:22.858	74.81	16.943	09:02:29.233	
2 -	41.199	111.2	45.697	130.0	42.806	<b>117.9</b>	2:09.702	82.40	3.787	09:04:38.935	
3 -	40.576	114.1	45.861	130.0	42.844	114.9	2:09.281	82.67	3.366	09:06:48.216	
4 -	40.772	113.7	45.922	128.8	42.945	114.1	2:09.639	82.44	3.724	09:08:57.855	
5 -	40.102	115.1	45.200	129.3	42.666	114.9	2:07.968	83.52	2.053	09:11:05.823	
6 -	40.207	102.7	46.471	129.8	42.996	113.5	2:09.674	82.42	3.759	09:13:15.497	
7 -	40.024	115.1	45.078	129.8	42.386	114.9	2:07.488	83.83	1.573	09:15:22.985	
8 -	41.200	108.2	46.064	127.8	IN PIT		3:49.868 P	46.49	1:43.953	09:19:12.853	
9 -	OUTLAP	113.9	46.336	128.0	42.949	115.7	2:13.821	79.86	7.906	09:21:26.674	
10 -	39.803	<b>116.3</b>	45.354	130.3	42.153	115.1	2:07.310	83.95	1.395	09:23:33.984	
11 -	39.833	113.7	44.892	129.8	41.980	115.3	2:06.705 (2)	84.35	0.790	09:25:40.689	
12 -	39.759	113.9	<b>44.483</b>	130.8	42.535	116.1	2:06.777 (3)	84.30	0.862	09:27:47.466	
13 -	40.142	114.5	44.684	130.0	42.370	115.1	2:07.196	84.02	1.281	09:29:54.662	
14 -	<b>39.491</b>	115.9	44.533	<b>131.0</b>	<b>41.891</b>	116.3	<b>2:05.915 (1)</b>	<b>84.88</b>		<b>09:32:00.577</b>	

Weather / Track : Cloudy / Dry

Snetterton 300  
Circuit Length = 2.9689 miles  
Start: 09:00 Flag 09:30 End: 09:32



## QUALIFYING - SECTOR ANALYSIS



SECTOR 1 = FL to I1, SECTOR 2 = I1 to I2, SECTOR 3 = I2 to FL, DIFF = Difference To Personal Best Lap, P = Crossed Finish Line in Pit Lane, D = Time Disallowed

P4 16		Harvey CLARIDGE					Honda - City Lifting / SP125 Racing			
IDEAL LAP TIME : 2:05.996		BEST LAP TIME : 2:06.033			DIFFERENCE : 0.037					
LAP	SECTOR 1	SECTOR 2		SECTOR 3		LAP TIME	MPH	DIFF	TIME OF DAY	
1 -	OUTLAP	109.1	45.999	126.3	44.348	113.7	2:17.234	77.88	11.201	09:03:35.836
2 -	40.170	112.4	45.119	126.6	42.605	112.5	2:07.894	83.56	1.861	09:05:43.730
3 -	39.912	111.6	45.138	126.8	42.359	112.4	2:07.409	83.88	1.376	09:07:51.139
4 -	39.631	<b>114.3</b>	45.141	126.8	42.212	112.4	2:06.984	84.16	0.951	09:09:58.123
5 -	<b>39.561</b>	113.1	47.196	126.3	IN PIT		10:13.672	<b>P</b> 17.41	8:07.639	09:20:11.795
6 -	OUTLAP	112.0	45.574	126.3	43.763	112.0	2:18.163	77.35	12.130	09:22:29.958
7 -	40.147	109.6	45.686	<b>128.3</b>	43.189	114.3	2:09.022	82.83	2.989	09:24:38.980
8 -	39.677	112.9	44.829	126.1	42.396	111.8	2:06.902	<b>(3)</b> 84.22	0.869	09:26:45.882
9 -	39.676	112.4	44.641	126.8	42.055	112.5	2:06.372	<b>(2)</b> 84.57	0.339	09:28:52.254
<b>10 -</b>	39.598	112.5	<b>44.582</b>	127.0	<b>41.853</b>	<b>114.9</b>	<b>2:06.033</b>	<b>(1)</b> <b>84.80</b>		<b>09:30:58.287</b>

P5 7		Jamie LYONS					Honda - Jamie Lyons Racing			
IDEAL LAP TIME : 2:06.468		BEST LAP TIME : 2:06.689			DIFFERENCE : 0.221					
LAP	SECTOR 1	SECTOR 2		SECTOR 3		LAP TIME	MPH	DIFF	TIME OF DAY	
1 -	OUTLAP	100.7	50.516	121.5	44.698	110.1	2:24.146	74.14	17.457	09:02:35.182
2 -	42.419	111.2	46.551	125.4	43.304	112.4	2:12.274	80.80	5.585	09:04:47.456
3 -	41.197	109.2	46.236	126.1	43.149	<b>113.1</b>	2:10.582	81.84	3.893	09:06:58.038
4 -	40.610	109.4	45.696	126.6	42.740	112.4	2:09.046	82.82	2.357	09:09:07.084
5 -	40.485	109.2	45.503	124.5	43.534	109.4	2:09.522	82.51	2.833	09:11:16.606
6 -	40.804	<b>111.8</b>	45.477	125.9	43.001	111.1	2:09.282	82.67	2.593	09:13:25.888
7 -	40.200	110.0	45.410	125.2	42.573	109.4	2:08.183	<b>(3)</b> 83.38	1.494	09:15:34.071
8 -	40.083	110.7	45.069	124.9	42.374	112.5	2:07.526	<b>(2)</b> 83.81	0.837	09:17:41.597
9 -	40.664	111.4	45.280	124.5	42.413	109.1	2:08.357	83.26	1.668	09:19:49.954
10 -	40.150	110.7	45.239	124.7	IN PIT		2:38.248	<b>P</b> 67.54	31.559	09:22:28.202
11 -	OUTLAP	111.6	45.368	<b>127.8</b>	43.839	109.6	2:16.912	78.06	10.223	09:24:45.114
12 -	39.966	109.1	46.845	124.0	43.832	110.3	2:10.643	81.81	3.954	09:26:55.757
<b>13 -</b>	39.921	110.9	<b>44.852</b>	125.6	<b>41.916</b>	112.5	<b>2:06.689</b>	<b>(1)</b> <b>84.36</b>		<b>09:29:02.446</b>
14 -	<b>39.700</b>	110.9	47.927	113.1	42.946	109.2	2:10.573	81.85	3.884	09:31:13.019

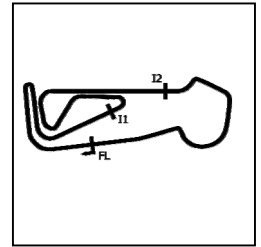
P6 17		Franco BOURNE					Honda - Franco Bourne Racing / SP125 Racing			
IDEAL LAP TIME : 2:06.518		BEST LAP TIME : 2:06.728			DIFFERENCE : 0.210					
LAP	SECTOR 1	SECTOR 2		SECTOR 3		LAP TIME	MPH	DIFF	TIME OF DAY	
1 -	OUTLAP	95.5	47.807	126.6	43.899	112.7	2:18.142	77.37	11.414	09:03:16.249
2 -	41.144	107.2	46.667	124.9	43.214	<b>115.3</b>	2:11.025	81.57	4.297	09:05:27.274
3 -	40.654	111.2	45.306	127.5	42.743	114.3	2:08.703	83.04	1.975	09:07:35.977
4 -	40.343	110.1	45.174	<b>129.0</b>	42.988	113.1	2:08.505	<b>(3)</b> 83.17	1.777	09:09:44.482
5 -	41.739	111.4	45.074	124.2	IN PIT		6:03.070	<b>P</b> 29.43	3:56.342	09:15:47.552
6 -	OUTLAP	109.1	46.149	126.6	42.523	112.0	2:13.541	80.03	6.813	09:18:01.093
7 -	39.923	110.9	45.028	125.9	42.266	111.6	2:07.217	<b>(2)</b> 84.01	0.489	09:20:08.310
<b>8 -</b>	39.890	111.6	<b>44.880</b>	126.6	<b>41.958</b>	110.5	<b>2:06.728</b>	<b>(1)</b> <b>84.33</b>		<b>09:22:15.038</b>
9 -	40.056	<b>112.4</b>	46.576	123.5	43.261	111.1	2:09.893	82.28	3.165	09:24:24.931
10 -	<b>39.680</b>	111.6	46.709	124.0	IN PIT		3:00.817	<b>P</b> 59.10	54.089	09:27:25.748
11 -	OUTLAP	111.8	45.251	125.2	42.318	112.0	2:10.192	82.09	3.464	09:29:35.940
12 -	39.848	<b>112.4</b>	48.914	103.5	43.770	107.8	2:12.532	80.64	5.804	09:31:48.472

MCRCB BULLETIN TK098

2020 Bennetts British Superbike Championship - Monster Round 2

2020 Honda British Talent Cup

QUALIFYING - SECTOR ANALYSIS



SECTOR 1 = FL to I1, SECTOR 2 = I1 to I2, SECTOR 3 = I2 to FL, DIFF = Difference To Personal Best Lap, P = Crossed Finish Line in Pit Lane, D = Time Disallowed

P7 52		Evan BELFORD					Honda - City Lifting by RS Racing				
IDEAL LAP TIME : 2:06.917		BEST LAP TIME : 2:07.057					DIFFERENCE : 0.140				
LAP	SECTOR 1	SECTOR 2		SECTOR 3		LAP TIME	MPH	DIFF	TIME OF DAY		
1 -	OUTLAP	97.5	48.086	128.0	45.201	114.1	2:21.707	75.42	14.650	09:03:41.176	
2 -	40.724	110.1	46.707	128.0	44.012	113.9	2:11.443	81.31	4.386	09:05:52.619	
3 -	40.483	<b>115.3</b>	45.720	127.8	43.703	<b>115.7</b>	2:09.906	82.27	2.849	09:08:02.525	
4 -	40.365	110.3	45.480	127.0	43.302	114.1	2:09.147	82.75	2.090	09:10:11.672	
5 -	39.987	114.7	45.230	127.8	42.938	114.3	2:08.155 (3)	83.39	1.098	09:12:19.827	
6 -	43.591	103.7	46.917	124.5	IN PIT		6:22.146 P	27.96	4:15.089	09:18:41.973	
7 -	OUTLAP	90.9	49.113	125.6	IN PIT		3:00.310 P	59.27	53.253	09:21:42.283	
8 -	OUTLAP	104.5	46.474	128.0	43.591	112.9	2:15.664	78.78	8.607	09:23:57.947	
9 -	40.563	111.2	45.422	127.0	43.159	114.9	2:09.144	82.76	2.087	09:26:07.091	
10 -	<b>39.686</b>	113.5	44.921	<b>128.3</b>	42.737	113.9	2:07.344 (2)	83.93	0.287	09:28:14.435	
11 -	39.826	114.7	<b>44.825</b>	127.8	<b>42.406</b>	114.9	<b>2:07.057 (1)</b>	<b>84.12</b>		<b>09:30:21.492</b>	

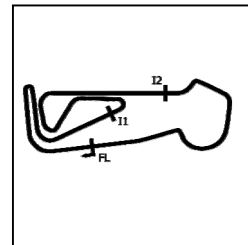
P8 46		Elliott DUFTON					Honda - D&D Racing				
IDEAL LAP TIME : 2:07.150		BEST LAP TIME : 2:07.352					DIFFERENCE : 0.202				
LAP	SECTOR 1	SECTOR 2		SECTOR 3		LAP TIME	MPH	DIFF	TIME OF DAY		
1 -	OUTLAP	98.5	48.185	123.3	45.026	110.9	2:22.650	74.92	15.298	09:02:28.913	
2 -	41.698	109.1	45.707	<b>128.5</b>	43.371	<b>112.5</b>	2:10.776	81.72	3.424	09:04:39.689	
3 -	40.866	110.0	46.052	127.0	43.603	111.8	2:10.521	81.88	3.169	09:06:50.210	
4 -	40.446	109.1	45.779	124.9	43.085	111.2	2:09.310	82.65	1.958	09:08:59.520	
5 -	40.342	109.6	45.228	127.3	42.886	111.1	2:08.456 (3)	83.20	1.104	09:11:07.976	
6 -	40.884	110.1	45.798	123.8	44.169	110.9	2:10.851	81.68	3.499	09:13:18.827	
7 -	40.207	111.4	45.283	125.4	42.998	110.3	2:08.488	83.18	1.136	09:15:27.315	
8 -	43.711	109.8	45.875	122.0	44.356	111.4	2:13.942	79.79	6.590	09:17:41.257	
9 -	40.388	110.3	46.492	123.8	42.582	110.5	2:09.462	82.55	2.110	09:19:50.719	
10 -	<b>39.868</b>	<b>112.0</b>	<b>44.812</b>	122.2	42.910	109.6	2:07.590 (2)	83.76	0.238	09:21:58.309	
11 -	39.926	111.8	44.956	124.7	<b>42.470</b>	110.3	<b>2:07.352 (1)</b>	<b>83.92</b>		<b>09:24:05.661</b>	
12 -	43.760	105.5	48.595	113.9	IN PIT		8:06.009 P	21.99	5:58.657	09:32:11.670	

P9 37		Corey TINKER					Honda - Stauff Fluid Power Academy				
IDEAL LAP TIME : 2:07.461		BEST LAP TIME : 2:07.461					DIFFERENCE : 0.000				
LAP	SECTOR 1	SECTOR 2		SECTOR 3		LAP TIME	MPH	DIFF	TIME OF DAY		
1 -	OUTLAP	97.2	50.612	118.3	44.485	<b>113.9</b>	2:23.902	74.27	16.441	09:02:35.150	
2 -	42.232	110.7	46.418	125.4	43.449	111.4	2:12.099	80.90	4.638	09:04:47.249	
3 -	41.054	109.8	46.036	126.6	43.334	111.6	2:10.424	81.94	2.963	09:06:57.673	
4 -	40.751	111.2	45.615	126.6	42.986	111.1	2:09.352	82.62	1.891	09:09:07.025	
5 -	40.703	108.5	45.306	126.6	43.155	109.8	2:09.164	82.74	1.703	09:11:16.189	
6 -	40.708	111.2	45.450	126.1	43.504	108.5	2:09.662	82.43	2.201	09:13:25.851	
7 -	41.132	111.1	45.443	126.1	42.551	111.4	2:09.126	82.77	1.665	09:15:34.977	
8 -	<b>40.132</b>	112.0	<b>45.024</b>	126.3	<b>42.305</b>	112.7	<b>2:07.461 (1)</b>	<b>83.85</b>		<b>09:17:42.438</b>	
9 -	40.232	103.2	45.876	126.3	IN PIT		4:47.928 P	37.12	2:40.467	09:22:30.366	
10 -	OUTLAP	109.4	46.231	125.6	42.926	113.5	2:19.980	76.35	12.519	09:24:50.346	
11 -	41.537	<b>112.4</b>	45.613	125.4	42.790	110.7	2:09.940	82.25	2.479	09:27:00.286	
12 -	40.302	110.7	45.482	126.3	43.200	111.1	2:08.984 (3)	82.86	1.523	09:29:09.270	
13 -	40.328	110.3	45.285	<b>127.0</b>	42.446	111.6	2:08.059 (2)	83.46	0.598	09:31:17.329	

Weather / Track : Cloudy / Dry

Snetterton 300  
Circuit Length = 2.9689 miles  
Start: 09:00 Flag 09:30 End: 09:32

## QUALIFYING - SECTOR ANALYSIS



SECTOR 1 = FL to I1, SECTOR 2 = I1 to I2, SECTOR 3 = I2 to FL, DIFF = Difference To Personal Best Lap, P = Crossed Finish Line in Pit Lane, D = Time Disallowed

P10 15		Harrison CROSBY					Honda - Banks Racing				
IDEAL LAP TIME : 2:08.217		BEST LAP TIME : 2:08.364					DIFFERENCE : 0.147				
LAP		SECTOR 1	SECTOR 2		SECTOR 3		LAP TIME	MPH	DIFF	TIME OF DAY	
1 -	OUTLAP	102.6	47.493	124.2	44.501	111.4	2:20.020	76.33	11.656	09:02:26.924	
2 -		41.549	104.8	46.837	124.7	43.563	112.0	2:11.949	3.585	09:04:38.873	
3 -		41.232	110.3	45.945	<b>127.5</b>	42.948	<b>112.2</b>	2:10.125	1.761	09:06:48.998	
4 -		40.900	109.1	46.032	125.6	42.851	111.4	2:09.783	1.419	09:08:58.781	
5 -		40.721	109.2	45.594	125.6	IN PIT	9:04.723	<b>P</b>	19.62	6:56.359	09:18:03.504
6 -	OUTLAP	102.7	46.892	126.8	43.251	111.4	2:20.952	75.82	12.588	09:20:24.456	
7 -		40.607	105.6	45.824	126.1	43.196	110.0	2:09.627	1.263	09:22:34.083	
8 -		41.058	106.3	46.007	125.6	42.999	111.1	2:10.064	1.700	09:24:44.147	
9 -		40.569	<b>111.4</b>	45.702	125.6	42.875	111.1	2:09.146	<b>(3)</b>	82.75	09:26:53.293
10 -		40.470	111.2	45.736	126.6	<b>42.554</b>	111.2	2:08.760	<b>(2)</b>	83.00	09:29:02.053
11 -		<b>40.450</b>	110.3	<b>45.213</b>	127.0	42.701	111.2	<b>2:08.364</b>	<b>(1)</b>	<b>83.26</b>	<b>09:31:10.417</b>

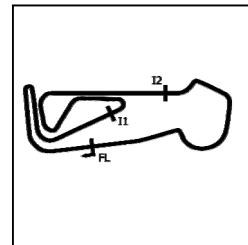
P11 99		Bailey STUART-CAMPBELL					Honda - 151s S-C Racing				
IDEAL LAP TIME : 2:08.134		BEST LAP TIME : 2:08.454					DIFFERENCE : 0.320				
LAP		SECTOR 1	SECTOR 2		SECTOR 3		LAP TIME	MPH	DIFF	TIME OF DAY	
1 -	OUTLAP	89.0	50.740	125.6	46.062	113.3	2:27.237	72.59	18.783	09:02:40.670	
2 -		43.702	110.5	46.820	126.8	44.309	<b>114.5</b>	2:14.831	6.377	09:04:55.501	
3 -		42.365	104.6	47.266	127.3	44.023	<b>114.5</b>	2:13.654	5.200	09:07:09.155	
4 -		42.090	111.1	46.257	127.5	43.452	110.9	2:11.799	3.345	09:09:20.954	
5 -		41.612	110.9	46.406	126.3	43.763	110.5	2:11.781	3.327	09:11:32.735	
6 -		41.262	<b>114.3</b>	45.939	<b>128.3</b>	43.585	110.9	2:10.786	1.722	2.332	09:13:43.521
7 -		40.992	113.5	45.970	127.8	43.096	113.9	2:10.058	82.17	1.604	09:15:53.579
8 -		40.920	112.4	46.210	127.5	45.300	113.3	2:12.430	80.70	3.976	09:18:06.009
9 -		41.912	110.3	46.222	126.1	43.880	111.2	2:12.014	80.96	3.560	09:20:18.023
10 -		41.069	113.5	46.547	125.9	43.609	110.1	2:11.225	81.44	2.771	09:22:29.248
11 -		40.638	112.4	45.769	127.0	43.285	111.1	2:09.692	82.41	1.238	09:24:38.940
12 -		40.479	113.5	45.565	127.5	<b>42.410</b>	113.7	<b>2:08.454</b>	<b>(1)</b>	<b>83.20</b>	<b>09:26:47.394</b>
13 -		<b>40.326</b>	113.9	<b>45.398</b>	127.0	42.965	111.6	2:08.689	<b>(2)</b>	83.05	09:28:56.083
14 -		40.452	112.2	45.455	127.0	42.892	112.4	2:08.799	<b>(3)</b>	82.98	09:31:04.882

P12 74		James COOK					Honda - Wilson Racing				
IDEAL LAP TIME : 2:08.603		BEST LAP TIME : 2:08.939					DIFFERENCE : 0.336				
LAP		SECTOR 1	SECTOR 2		SECTOR 3		LAP TIME	MPH	DIFF	TIME OF DAY	
1 -	OUTLAP	89.0	49.149	111.1	46.126	109.6	2:25.888	73.26	16.949	09:03:46.584	
2 -		42.121	104.6	47.779	111.1	44.893	109.4	2:14.793	5.854	09:06:01.377	
3 -		41.609	106.5	46.345	124.9	43.830	110.5	2:11.784	81.10	2.845	09:08:13.161
4 -		40.776	108.9	46.378	123.5	43.376	110.1	2:10.530	81.88	1.591	09:10:23.691
5 -		40.682	108.9	45.810	<b>125.4</b>	43.388	110.5	2:09.880	82.29	0.941	09:12:33.571
6 -		40.647	<b>112.5</b>	<b>45.451</b>	<b>125.4</b>	43.026	<b>111.8</b>	2:09.124	<b>(2)</b>	82.77	09:14:42.695
7 -		<b>40.180</b>	109.8	45.787	124.7	<b>42.972</b>	110.5	<b>2:08.939</b>	<b>(1)</b>	<b>82.89</b>	<b>09:16:51.634</b>
8 -		40.421	106.5	45.603	124.2	43.148	108.4	2:09.172	<b>(3)</b>	82.74	09:19:00.806
9 -		42.683	103.2	49.240	106.3	IN PIT	3:42.216	<b>P</b>	48.09	1:33.277	09:22:43.022
10 -	OUTLAP	95.4	53.472	86.4	IN PIT	4:17.484	<b>P</b>	41.50	2:08.545	09:27:00.506	

## 2020 Bennetts British Superbike Championship - Monster Round 2

## 2020 Honda British Talent Cup

## QUALIFYING - SECTOR ANALYSIS



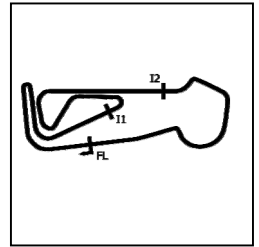
SECTOR 1 = FL to I1, SECTOR 2 = I1 to I2, SECTOR 3 = I2 to FL, DIFF = Difference To Personal Best Lap, P = Crossed Finish Line in Pit Lane, D = Time Disallowed

P13 48		Ollie WALKER					Honda - Moto Rapido / SP125 Racing				
IDEAL LAP TIME : 2:09.306		BEST LAP TIME : 2:09.546			DIFFERENCE : 0.240						
LAP	SECTOR 1	SECTOR 2	SECTOR 3	LAP TIME	MPH	DIFF	TIME OF DAY				
1 -	OUTLAP	96.6	47.810	124.9	45.286	111.4	2:21.840	75.35	12.294	09:03:35.865	
2 -	41.701	108.4	46.242	125.4	43.959	<b>112.5</b>	2:11.902	81.03	2.356	09:05:47.767	
3 -	41.019	102.7	46.183	126.3	43.504	112.2	2:10.706	81.77	1.160	09:07:58.473	
4 -	41.075	105.6	45.725	126.1	43.534	111.2	2:10.334	82.00	0.788	09:10:08.807	
5 -	41.405	106.0	45.986	<b>126.8</b>	43.769	111.4	2:11.160	81.48	1.614	09:12:19.967	
6 -	41.117	105.5	46.261	123.3	IN PIT		6:54.223	<b>P</b>	4:44.677	09:19:14.190	
7 -	OUTLAP	104.8	46.321	126.3	43.945	110.0	2:18.854	76.97	9.308	09:21:33.044	
8 -	40.638	105.3	45.866	126.1	43.704	110.0	2:10.208	82.08	0.662	09:23:43.252	
9 -	40.630	<b>109.2</b>	45.864	125.2	43.476	110.0	2:09.970	<b>(3)</b>	82.23	0.424	09:25:53.222
<b>10 -</b>	<b>40.673</b>	107.3	<b>45.540</b>	125.6	43.333	111.8	<b>2:09.546</b>	<b>(1)</b>	<b>82.50</b>		<b>09:28:02.768</b>
11 -	<b>40.563</b>	103.8	45.871	<b>126.8</b>	<b>43.203</b>	110.7	2:09.637	<b>(2)</b>	82.44	0.091	09:30:12.405

P14 43		Ryan HITCHCOCK					Honda - Wilson Racing				
IDEAL LAP TIME : 2:09.807		BEST LAP TIME : 2:10.353			DIFFERENCE : 0.546						
LAP	SECTOR 1	SECTOR 2	SECTOR 3	LAP TIME	MPH	DIFF	TIME OF DAY				
1 -	OUTLAP	97.5	47.685	123.1	44.959	113.3	2:22.545	74.98	12.192	09:03:15.153	
2 -	41.943	100.7	47.088	122.2	44.257	<b>114.9</b>	2:13.288	80.18	2.935	09:05:28.441	
3 -	41.380	100.7	46.143	124.2	44.476	113.3	2:11.999	80.97	1.646	09:07:40.440	
4 -	41.316	103.5	45.889	124.2	43.726	112.9	2:10.931	<b>(2)</b>	81.63	0.578	09:09:51.371
5 -	41.547	106.5	45.928	125.9	44.006	113.1	2:11.481	81.28	1.128	09:12:02.852	
6 -	41.482	105.8	46.150	124.5	44.463	114.3	2:12.095	80.91	1.742	09:14:14.947	
7 -	40.957	102.7	46.341	125.4	43.703	112.9	2:11.001	<b>(3)</b>	81.58	0.648	09:16:25.948
<b>8 -</b>	41.180	105.5	<b>45.753</b>	<b>126.3</b>	43.420	112.4	<b>2:10.353</b>	<b>(1)</b>	<b>81.99</b>		<b>09:18:36.301</b>
9 -	41.459	102.6	47.127	123.1	IN PIT		4:06.206	<b>P</b>	1:55.853	09:22:42.507	
10 -	OUTLAP	102.7	47.783	119.1	44.752	113.5	2:21.020	75.79	10.667	09:25:03.527	
11 -	42.227	105.8	47.504	122.6	43.588	111.4	2:13.319	80.16	2.966	09:27:16.846	
12 -	40.755	104.5	50.067	122.4	43.314	112.5	2:14.136	79.68	3.783	09:29:30.982	
13 -	<b>40.745</b>	<b>108.9</b>	47.964	123.1	<b>43.309</b>	113.7	2:12.018	80.95	1.665	09:31:43.000	

P15 44		Lucas HILL					Honda - Ashcourt Racing				
IDEAL LAP TIME : 2:10.452		BEST LAP TIME : 2:10.577			DIFFERENCE : 0.125						
LAP	SECTOR 1	SECTOR 2	SECTOR 3	LAP TIME	MPH	DIFF	TIME OF DAY				
1 -	OUTLAP	89.3	52.440	120.4	47.140	111.4	2:30.565	70.98	19.988	09:02:43.283	
2 -	43.687	97.3	49.009	125.2	44.741	113.9	2:17.437	77.76	6.860	09:05:00.720	
3 -	42.823	104.6	47.356	125.9	44.119	110.9	2:14.298	79.58	3.721	09:07:15.018	
4 -	41.878	107.3	46.722	<b>126.1</b>	44.033	112.7	2:12.633	80.58	2.056	09:09:27.651	
5 -	41.495	107.3	47.354	123.3	45.047	111.6	2:13.896	79.82	3.319	09:11:41.547	
6 -	41.875	110.0	46.527	124.2	44.165	112.7	2:12.567	80.62	1.990	09:13:54.114	
7 -	41.935	104.3	46.430	125.2	44.064	<b>115.1</b>	2:12.429	80.70	1.852	09:16:06.543	
8 -	42.187	109.6	46.282	125.6	43.760	112.2	2:12.229	80.83	1.652	09:18:18.772	
9 -	41.515	102.6	48.128	118.1	44.687	110.9	2:14.330	79.56	3.753	09:20:33.102	
10 -	42.076	102.9	47.052	122.6	44.960	109.2	2:14.088	79.70	3.511	09:22:47.190	
11 -	43.073	103.7	47.888	116.9	44.570	109.2	2:15.531	78.86	4.954	09:25:02.721	
12 -	41.711	110.7	46.410	123.5	43.586	110.0	2:11.707	<b>(3)</b>	81.15	1.130	09:27:14.428
<b>13 -</b>	<b>40.972</b>	<b>112.5</b>	46.336	124.2	43.269	111.2	<b>2:10.577</b>	<b>(1)</b>	<b>81.85</b>		<b>09:29:25.005</b>
14 -	41.654	110.1	<b>46.219</b>	124.7	<b>43.261</b>	111.6	2:11.134	<b>(2)</b>	81.50	0.557	09:31:36.139

## QUALIFYING - SECTOR ANALYSIS



SECTOR 1 = FL to I1, SECTOR 2 = I1 to I2, SECTOR 3 = I2 to FL, DIFF = Difference To Personal Best Lap, P = Crossed Finish Line in Pit Lane, D = Time Disallowed

P16 75		Jonathan GARNESS					Honda - Microlise Cresswell Racing			
IDEAL LAP TIME : 2:10.554		BEST LAP TIME : 2:11.150			DIFFERENCE : 0.596					
LAP	SECTOR 1	SECTOR 2		SECTOR 3		LAP TIME	MPH	DIFF	TIME OF DAY	
1 -	OUTLAP	90.4	49.807	121.7	47.280	<b>118.7</b>	2:27.125	72.64	15.975	09:02:34.348
2 -	43.941	99.1	47.704	124.7	46.361	117.7	2:18.006	77.44	6.856	09:04:52.354
3 -	43.443	96.1	47.461	125.9	45.469	117.1	2:16.373	78.37	5.223	09:07:08.727
4 -	42.860	102.4	46.735	127.0	44.371	116.5	2:13.966	79.78	2.816	09:09:22.693
5 -	42.429	104.8	46.582	124.7	44.506	115.3	2:13.517	80.05	2.367	09:11:36.210
6 -	41.524	<b>107.0</b>	46.381	125.9	44.776	115.9	2:12.681	80.55	1.531	09:13:48.891
7 -	47.726	97.3	46.913	123.8	45.420	118.1	2:20.059	76.31	8.909	09:16:08.950
8 -	41.590	103.7	45.941	126.6	44.006	117.9	2:11.537 (2)	81.25	0.387	09:18:20.487
9 -	41.261	101.0	45.891	127.0	44.631	115.7	2:11.783	81.10	0.633	09:20:32.270
10 -	41.444	105.5	45.966	<b>128.0</b>	44.171	115.7	2:11.581 (3)	81.22	0.431	09:22:43.851
11 -	42.274	106.0	45.940	126.6	<b>43.815</b>	117.1	2:12.029	80.95	0.879	09:24:55.880
12 -	41.450	105.8	<b>45.878</b>	126.3	43.822	116.7	<b>2:11.150 (1)</b>	<b>81.49</b>		<b>09:27:07.030</b>
13 -	<b>40.861</b>	106.6	45.910	122.0	IN PIT		5:25.667 P	32.81	3:14.517	09:32:32.697

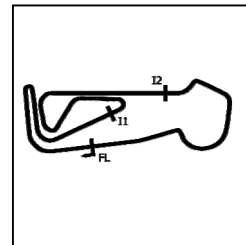
P17 14		Evann PENDRILL					Honda - VHC Racing			
IDEAL LAP TIME : 2:10.883		BEST LAP TIME : 2:11.376			DIFFERENCE : 0.493					
LAP	SECTOR 1	SECTOR 2		SECTOR 3		LAP TIME	MPH	DIFF	TIME OF DAY	
1 -	OUTLAP	97.5	48.293	118.9	45.412	<b>108.0</b>	2:23.464	74.50	12.088	09:02:29.558
2 -	42.589	98.2	47.109	120.9	44.515	107.0	2:14.213	79.63	2.837	09:04:43.771
3 -	42.428	96.9	47.325	120.2	44.400	107.7	2:14.153	79.67	2.777	09:06:57.924
4 -	42.389	102.6	47.158	121.1	43.787	106.5	2:13.334	80.16	1.958	09:09:11.258
5 -	42.035	102.7	46.197	120.2	44.341	105.1	2:12.573	80.62	1.197	09:11:23.831
6 -	42.036	101.6	46.349	121.7	44.088	106.0	2:12.473 (3)	80.68	1.097	09:13:36.304
7 -	41.823	<b>105.3</b>	46.323	<b>122.4</b>	IN PIT		3:31.509 P	50.53	1:20.133	09:17:07.813
8 -	OUTLAP	90.6	48.481	120.9	44.233	105.3	2:21.436	75.56	10.060	09:19:29.249
9 -	41.951	103.8	46.106	121.7	44.073	105.6	2:12.130 (2)	80.89	0.754	09:21:41.379
10 -	42.027	100.7	46.580	120.2	43.985	105.5	2:12.592	80.60	1.216	09:23:53.971
11 -	<b>41.322</b>	104.8	46.125	119.4	43.929	106.0	<b>2:11.376 (1)</b>	<b>81.35</b>		<b>09:26:05.347</b>
12 -	41.417	103.8	<b>45.780</b>	120.6	IN PIT		2:26.107 P	73.15	14.731	09:28:31.454
13 -	OUTLAP	100.7	46.374	121.1	<b>43.781</b>	107.0	2:15.584	78.82	4.208	09:30:47.038

P18 11		Rossi DOBSON					Honda - Rossi Dobson			
IDEAL LAP TIME : 2:10.957		BEST LAP TIME : 2:11.386			DIFFERENCE : 0.429					
LAP	SECTOR 1	SECTOR 2		SECTOR 3		LAP TIME	MPH	DIFF	TIME OF DAY	
1 -	OUTLAP	84.6	52.068	102.7	49.607	110.0	2:32.646	70.01	21.260	09:02:40.441
2 -	45.076	101.3	50.426	121.5	46.073	113.5	2:21.575	75.49	10.189	09:05:02.016
3 -	43.052	106.5	48.509	123.5	45.940	112.2	2:17.501	77.73	6.115	09:07:19.517
4 -	41.963	104.0	47.164	124.2	45.012	112.4	2:14.139	79.67	2.753	09:09:33.656
5 -	46.748	101.3	50.750	118.9	45.720	111.8	2:23.218	74.62	11.832	09:11:56.874
6 -	41.756	105.8	47.055	123.5	44.706	112.5	2:13.517	80.05	2.131	09:14:10.391
7 -	41.354	108.9	46.613	<b>125.2</b>	44.380	112.7	2:12.347 (2)	80.75	0.961	09:16:22.738
8 -	45.038	103.0	46.890	124.0	51.723	113.3	2:23.651	74.40	12.265	09:18:46.389
9 -	45.534	87.8	49.762	123.5	45.363	111.1	2:20.659	75.98	9.273	09:21:07.048
10 -	41.391	107.7	46.754	124.5	44.300	111.2	2:12.445 (3)	80.69	1.059	09:23:19.493
11 -	41.090	107.2	<b>46.319</b>	122.9	45.225	<b>114.1</b>	2:12.634	80.58	1.248	09:25:32.127
12 -	46.622	97.8	48.506	124.5	44.526	113.1	2:19.654	76.53	8.268	09:27:51.781
13 -	<b>41.053</b>	<b>109.2</b>	46.748	<b>125.2</b>	<b>43.585</b>	112.5	<b>2:11.386 (1)</b>	<b>81.34</b>		<b>09:30:03.167</b>

## 2020 Bennetts British Superbike Championship - Monster Round 2

## 2020 Honda British Talent Cup

## QUALIFYING - SECTOR ANALYSIS



SECTOR 1 = FL to I1, SECTOR 2 = I1 to I2, SECTOR 3 = I2 to FL, DIFF = Difference To Personal Best Lap, P = Crossed Finish Line in Pit Lane, D = Time Disallowed

P19 27		Calum BEACH					Honda - Calum Beach Racing / SP125 Racing				
IDEAL LAP TIME : 2:11.126		BEST LAP TIME : 2:11.443					DIFFERENCE : 0.317				
LAP		SECTOR 1	SECTOR 2		SECTOR 3		LAP TIME	MPH	DIFF	TIME OF DAY	
1 -	OUTLAP	97.3	48.755	121.1	46.315	107.0	2:22.481	75.01	11.038	09:03:30.926	
2 -		42.842	102.7	47.495	122.0	44.975	108.9	2:15.312	3.869	09:05:46.238	
3 -		42.147	104.0	46.806	<b>124.2</b>	43.911	<b>110.1</b>	2:12.864	1.421	09:07:59.102	
4 -		41.669	105.8	46.507	123.1	44.666	<b>110.1</b>	2:12.842	1.399	09:10:11.944	
5 -		41.692	101.5	46.992	118.7	IN PIT	5:03.056	<b>P</b>	35.26	2:51.613	09:15:15.000
6 -	OUTLAP	101.0	47.419	119.8	44.924	108.7	2:25.162	73.62	13.719	09:17:40.162	
7 -		42.058	102.7	46.412	123.8	<b>43.829</b>	108.2	2:12.299	0.856	09:19:52.461	
8 -		41.528	106.6	46.278	122.6	43.862	107.0	2:11.668	<b>(2)</b>	81.17	09:22:04.129
9 -		<b>41.230</b>	<b>108.0</b>	46.255	122.2	43.958	107.8	<b>2:11.443</b>	<b>(1)</b>	<b>81.31</b>	<b>09:24:15.572</b>
10 -		41.624	107.2	46.219	121.3	44.219	107.5	2:12.062	<b>(3)</b>	80.93	09:26:27.634
11 -		41.569	107.0	<b>46.067</b>	122.9	45.406	106.5	2:13.042	80.33	1.599	09:28:40.676
12 -		41.670	103.7	46.507	122.0	44.436	108.5	2:12.613	80.59	1.170	09:30:53.289

P20 69		Gary SCOTT					Honda - Scott Racing					
IDEAL LAP TIME : 2:11.467		BEST LAP TIME : 2:11.467					DIFFERENCE : 0.000					
LAP		SECTOR 1	SECTOR 2		SECTOR 3		LAP TIME	MPH	DIFF	TIME OF DAY		
1 -	OUTLAP	92.0	51.056	123.5	47.214	<b>110.9</b>	2:27.763	72.33	16.296	09:02:42.452		
2 -		43.306	104.6	48.206	122.6	46.100	109.8	2:17.612	6.145	09:05:00.064		
3 -		42.901	110.5	47.913	<b>124.5</b>	45.314	110.0	2:16.128	4.661	09:07:16.192		
4 -		42.121	107.0	47.192	124.2	44.977	108.9	2:14.290	79.58	2.823	09:09:30.482	
5 -		41.896	107.7	46.918	122.6	45.297	107.8	2:14.111	79.69	2.644	09:11:44.593	
6 -		42.080	109.2	47.084	121.7	45.140	108.7	2:14.304	79.58	2.837	09:13:58.897	
7 -		41.819	108.0	47.374	124.0	IN PIT	3:41.815	<b>P</b>	48.18	1:30.348	09:17:40.712	
8 -	OUTLAP	73.1	54.974	93.9	49.196	100.9	2:35.053	68.93	23.586	09:20:15.765		
9 -		50.248	108.9	46.431	124.0	44.691	109.2	2:21.370	75.60	9.903	09:22:37.135	
10 -		41.682	110.0	46.851	122.6	44.336	110.3	2:12.869	<b>(3)</b>	80.44	1.402	09:24:50.004
11 -		42.052	<b>112.5</b>	47.201	122.4	44.593	108.5	2:13.846	79.85	2.379	09:27:03.850	
12 -		41.393	110.3	46.422	124.0	44.294	109.8	2:12.109	<b>(2)</b>	80.90	0.642	09:29:15.959
13 -		<b>41.302</b>	109.2	<b>46.192</b>	<b>124.5</b>	<b>43.973</b>	110.5	<b>2:11.467</b>	<b>(1)</b>	<b>81.29</b>	<b>09:31:27.426</b>	

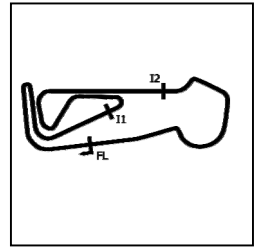
P21 66		Annabel THOMAS					Honda - Microlise Cresswell Racing					
IDEAL LAP TIME : 2:11.037		BEST LAP TIME : 2:11.708					DIFFERENCE : 0.671					
LAP		SECTOR 1	SECTOR 2		SECTOR 3		LAP TIME	MPH	DIFF	TIME OF DAY		
1 -	OUTLAP	91.8	48.866	123.8	45.978	112.9	2:24.090	74.17	12.382	09:02:43.789		
2 -		43.362	101.8	48.058	124.9	45.124	<b>113.5</b>	2:16.544	78.27	4.836	09:05:00.333	
3 -		41.595	<b>107.5</b>	47.559	124.7	44.636	112.0	2:13.790	79.88	2.082	09:07:14.123	
4 -		41.462	96.4	47.387	124.7	44.358	111.8	2:13.207	80.23	1.499	09:09:27.330	
5 -		41.664	95.8	47.358	123.3	44.648	111.2	2:13.670	79.95	1.962	09:11:41.000	
6 -		41.445	103.0	47.191	<b>125.4</b>	44.363	111.6	2:12.999	80.36	1.291	09:13:53.999	
7 -		41.704	100.3	46.543	121.7	44.227	112.9	2:12.474	80.68	0.766	09:16:06.473	
8 -		41.285	102.2	<b>46.515</b>	122.6	43.908	112.0	<b>2:11.708</b>	<b>(1)</b>	<b>81.14</b>	<b>09:18:18.181</b>	
9 -		41.134	103.7	47.467	116.9	IN PIT	4:26.293	<b>P</b>	40.13	2:14.585	09:22:44.474	
10 -	OUTLAP	98.6	47.188	123.8	44.513	112.0	2:20.443	76.10	8.735	09:25:04.917		
11 -		41.228	97.2	46.526	125.2	44.357	111.4	2:12.111	<b>(3)</b>	80.90	0.403	09:27:17.028
12 -		<b>40.949</b>	100.9	47.186	124.5	<b>43.573</b>	112.0	<b>2:11.708</b>	<b>(1)</b>	<b>81.14</b>	<b>09:29:28.736</b>	
13 -		41.242	100.9	47.372	124.7	43.601	110.0	2:12.215	80.83	0.507	09:31:40.951	

# MCRCB BULLETIN TK098

## 2020 Bennetts British Superbike Championship - Monster Round 2

### 2020 Honda British Talent Cup

## QUALIFYING - SECTOR ANALYSIS



SECTOR 1 = FL to I1, SECTOR 2 = I1 to I2, SECTOR 3 = I2 to FL, DIFF = Difference To Personal Best Lap, P = Crossed Finish Line in Pit Lane, D = Time Disallowed

P22		2		Rhys COATES			Honda - Ernie Coates Race Support				
IDEAL LAP TIME : 2:11.643		BEST LAP TIME : 2:11.710			DIFFERENCE : 0.067						
LAP		SECTOR 1	SECTOR 2		SECTOR 3		LAP TIME	MPH	DIFF	TIME OF DAY	
1 -	OUTLAP	94.2	50.515	120.0	47.926	109.8	2:29.049	71.70	17.339	09:02:34.309	
2 -		45.144	93.4	48.419	120.4	46.341	<b>111.1</b>	2:19.904	76.39	8.194	09:04:54.213
3 -		43.027	92.0	48.101	122.9	45.502	110.5	2:16.630	78.22	4.920	09:07:10.843
4 -		42.298	98.1	47.301	122.2	45.164	108.4	2:14.763	79.31	3.053	09:09:25.606
5 -		42.505	97.5	47.193	122.2	45.757	108.0	2:15.455	78.90	3.745	09:11:41.061
6 -		42.260	101.9	47.986	123.1	45.435	110.1	2:15.681	78.77	3.971	09:13:56.742
7 -		41.918	<b>110.7</b>	1:04.945	111.8	45.568	108.7	2:32.431	70.11	20.721	09:16:29.173
8 -		41.739	104.8	47.039	<b>124.2</b>	46.026	109.1	2:14.804	79.28	3.094	09:18:43.977
9 -		42.622	99.1	47.325	120.6	45.360	107.7	2:15.307	78.99	3.597	09:20:59.284
10 -		42.000	105.1	47.192	118.3	45.541	108.2	2:14.733	79.32	3.023	09:23:14.017
11 -		43.126	103.0	48.501	122.4	46.568	108.2	2:18.195	77.34	6.485	09:25:32.212
12 -		43.232	106.8	46.738	121.1	44.720	109.1	2:14.690 (3)	79.35	2.980	09:27:46.902
13 -		41.445	106.1	<b>46.246</b>	121.1	44.560	108.9	2:12.251 (2)	80.81	0.541	09:29:59.153
14 -		<b>41.258</b>	99.1	46.313	120.6	<b>44.139</b>	110.3	<b>2:11.710 (1)</b>	<b>81.14</b>		<b>09:32:10.863</b>

P23		57		Josh HIATT			Honda - Wilson Racing				
IDEAL LAP TIME : 2:11.902		BEST LAP TIME : 2:11.902			DIFFERENCE : 0.000						
LAP		SECTOR 1	SECTOR 2		SECTOR 3		LAP TIME	MPH	DIFF	TIME OF DAY	
1 -	OUTLAP	105.6	48.569	118.7	44.764	108.2	2:21.363	75.60	9.461	09:03:18.909	
2 -		42.387	108.4	47.296	121.1	44.939	107.7	2:14.622	79.39	2.720	09:05:33.531
3 -		42.093	108.9	47.411	120.2	44.155	107.2	2:13.659	79.96	1.757	09:07:47.190
4 -		41.941	<b>109.4</b>	47.060	<b>124.2</b>	44.396	106.0	2:13.397 (3)	80.12	1.495	09:10:00.587
5 -		42.377	104.5	47.762	121.1	IN PIT	11:13.217	<b>P</b>	15.87	9:01.315	09:21:13.804
6 -	OUTLAP	103.2	48.212	120.6	45.244	104.6	2:20.555	76.04	8.653	09:23:34.359	
7 -		42.210	108.2	47.564	120.4	44.399	106.3	2:14.173	79.65	2.271	09:25:48.532
8 -		41.733	108.7	47.004	120.6	44.084	107.5	2:12.821 (2)	80.46	0.919	09:28:01.353
9 -		<b>41.442</b>	<b>109.4</b>	<b>46.636</b>	<b>124.2</b>	<b>43.824</b>	<b>108.4</b>	<b>2:11.902 (1)</b>	<b>81.03</b>		<b>09:30:13.255</b>

P24		4		Sullivan MOUNSEY			Honda - Lloyd & Jones PR Racing				
IDEAL LAP TIME : 2:12.598		BEST LAP TIME : 2:12.776			DIFFERENCE : 0.178						
LAP		SECTOR 1	SECTOR 2		SECTOR 3		LAP TIME	MPH	DIFF	TIME OF DAY	
1 -	OUTLAP	89.3	51.461	110.0	49.677	113.5	2:31.103	70.73	18.327	09:04:04.287	
2 -		48.081	107.7	50.277	98.3	IN PIT	4:28.322	<b>P</b>	39.83	2:15.546	09:08:32.609
3 -	OUTLAP	92.4	49.833	119.1	47.162	112.4	2:27.564	72.43	14.788	09:11:00.173	
4 -		45.498	92.5	49.123	122.0	56.287	113.5	2:30.908	70.82	18.132	09:13:31.081
5 -		43.643	101.6	48.172	122.9	45.844	114.3	2:17.659	77.64	4.883	09:15:48.740
6 -		44.250	108.5	47.098	122.2	45.488	114.7	2:16.836	78.10	4.060	09:18:05.576
7 -		42.744	101.3	46.723	122.6	44.748	114.3	2:14.215 (3)	79.63	1.439	09:20:19.791
8 -		42.621	109.6	47.086	122.9	44.550	115.3	2:14.257	79.60	1.481	09:22:34.048
9 -		42.933	110.3	46.653	123.5	45.159	114.1	2:14.745	79.32	1.969	09:24:48.793
10 -		42.935	108.4	48.121	124.0	45.056	114.3	2:16.112	78.52	3.336	09:27:04.905
11 -		42.366	<b>113.1</b>	<b>46.502</b>	<b>124.2</b>	44.500	114.9	2:13.368 (2)	80.13	0.592	09:29:18.273
12 -		<b>41.769</b>	107.7	46.680	124.0	<b>44.327</b>	<b>115.5</b>	<b>2:12.776 (1)</b>	<b>80.49</b>		<b>09:31:31.049</b>

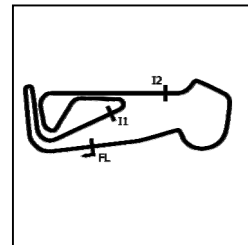
Weather / Track : Cloudy / Dry

MCRCB BULLETIN TK098

2020 Bennetts British Superbike Championship - Monster Round 2

2020 Honda British Talent Cup

QUALIFYING - SECTOR ANALYSIS



SECTOR 1 = FL to I1, SECTOR 2 = I1 to I2, SECTOR 3 = I2 to FL, DIFF = Difference To Personal Best Lap, P = Crossed Finish Line in Pit Lane, D = Time Disallowed

P25 90		Harry COOK					Honda - JDF Racing			
IDEAL LAP TIME : 2:13.943		BEST LAP TIME : 2:13.943			DIFFERENCE : 0.000					
LAP	SECTOR 1	SECTOR 2		SECTOR 3		LAP TIME	MPH	DIFF	TIME OF DAY	
1 -	OUTLAP	93.5	50.010	122.4	46.999	109.2	2:26.107	73.15	12.164	09:02:33.615
2 -	43.773	106.1	48.287	123.1	49.158	111.6	2:21.218	75.68	7.275	09:04:54.833
3 -	43.583	104.3	48.383	123.3	58.780	108.9	2:30.746	70.90	16.803	09:07:25.579
4 -	43.436	102.9	48.344	122.9	46.261	109.6	2:18.041	77.42	4.098	09:09:43.620
5 -	43.696	105.5	47.366	<b>124.5</b>	45.529	109.4	2:16.591	78.24	2.648	09:12:00.211
6 -	42.346	101.8	47.488	120.6	45.105	110.5	2:14.939 <b>(2)</b>	79.20	0.996	09:14:15.150
7 -	42.407	106.0	47.478	124.2	45.086	110.1	2:14.971 <b>(3)</b>	79.18	1.028	09:16:30.121
8 -	42.228	105.5	47.965	122.9	45.182	109.2	2:15.375	78.95	1.432	09:18:45.496
9 -	43.056	104.2	47.857	121.5	45.327	108.0	2:16.240	78.45	2.297	09:21:01.736
10 -	42.390	103.7	47.614	121.3	44.983	107.8	2:14.987	79.17	1.044	09:23:16.723
11 -	42.364	105.1	47.556	122.2	45.502	<b>112.7</b>	2:15.422	78.92	1.479	09:25:32.145
12 -	43.302	103.4	48.134	122.6	46.916	109.2	2:18.352	77.25	4.409	09:27:50.497
<b>13 -</b>	<b>42.018</b>	<b>109.4</b>	<b>47.252</b>	122.9	<b>44.673</b>	109.4	<b>2:13.943 (1)</b>	<b>79.79</b>		<b>09:30:04.440</b>

P26 65		Alexander ROWAN					Honda - Alexander Rowan Racing			
IDEAL LAP TIME : 2:15.498		BEST LAP TIME : 2:15.710			DIFFERENCE : 0.212					
LAP	SECTOR 1	SECTOR 2		SECTOR 3		LAP TIME	MPH	DIFF	TIME OF DAY	
1 -	OUTLAP	100.0	52.325	112.7	50.154	114.1	2:32.122	70.25	16.412	09:02:41.816
2 -	45.268	97.1	50.831	122.2	48.852	112.9	2:24.951	73.73	9.241	09:05:06.767
3 -	44.474	111.8	48.679	122.0	46.741	115.5	2:19.894	76.40	4.184	09:07:26.661
4 -	43.056	111.2	48.040	123.5	46.074	<b>116.3</b>	2:17.170 <b>(3)</b>	77.91	1.460	09:09:43.831
5 -	42.502	104.6	<b>47.918</b>	123.5	<b>45.290</b>	115.1	<b>2:15.710 (1)</b>	<b>78.75</b>		<b>09:11:59.541</b>
6 -	<b>42.290</b>	<b>114.7</b>	59.403	120.4	IN PIT		8:47.801 <b>P</b>	20.25	6:32.091	09:20:47.342
7 -	OUTLAP	102.6	50.090	120.2	47.069	112.7	2:25.588	73.41	9.878	09:23:12.930
8 -	43.958	110.0	48.124	<b>125.2</b>	46.464	114.1	2:18.546	77.14	2.836	09:25:31.476
9 -	43.708	110.5	48.273	122.9	46.308	115.1	2:18.289	77.28	2.579	09:27:49.765
10 -	42.994	107.8	48.095	121.3	46.031	114.1	2:17.120 <b>(2)</b>	77.94	1.410	09:30:06.885

Weather / Track : Cloudy / Dry



**MCRCB BULLETIN TK099****2020 Bennetts British Superbike Championship - Monster Round 2****2020 Honda British Talent Cup****QUALIFYING - BEST SECTORS**

SECTOR 1			SECTOR 2			SECTOR 3			IDEAL / BEST COMPARISON						
POS	NO	NAME	TIME	NO	NAME	TIME	NO	NAME	TIME	POS	NO	NAME	IDEAL	BEST	DIFF
													<b>PERFECT LAP</b>	<b>2:05.153</b>	
1	71	FARRER	39.330	8	O'SHEA	44.145	8	O'SHEA	41.678	1	71	FARRER	2:05.190	2:05.328	0.138
2	8	O'SHEA	39.468	71	FARRER	44.179	71	FARRER	41.681	2	8	O'SHEA	2:05.291	2:05.317	0.026
3	72	O'GORMAN	39.491	72	O'GORMAN	44.483	16	CLARIDGE	41.853	3	72	O'GORMAN	2:05.865	2:05.915	0.050
4	16	CLARIDGE	39.561	16	CLARIDGE	44.582	72	O'GORMAN	41.891	4	16	CLARIDGE	2:05.996	2:06.033	0.037
5	17	BOURNE	39.680	46	DUFTON	44.812	7	LYONS	41.916	5	7	LYONS	2:06.468	2:06.689	0.221
6	52	BELFORD	39.686	52	BELFORD	44.825	17	BOURNE	41.958	6	17	BOURNE	2:06.518	2:06.728	0.210
7	7	LYONS	39.700	7	LYONS	44.852	37	TINKER	42.305	7	52	BELFORD	2:06.917	2:07.057	0.140
8	46	DUFTON	39.868	17	BOURNE	44.880	52	BELFORD	42.406	8	46	DUFTON	2:07.150	2:07.352	0.202
9	37	TINKER	40.132	37	TINKER	45.024	99	STUART-CAMPBELL	42.410	9	37	TINKER	2:07.461	2:07.461	0.000
10	74	COOK	40.180	15	CROSBY	45.213	46	DUFTON	42.470	10	99	STUART-CAMPBELL	2:08.134	2:08.454	0.320
11	99	STUART-CAMPBELL	40.326	99	STUART-CAMPBELL	45.398	15	CROSBY	42.554	11	15	CROSBY	2:08.217	2:08.364	0.147
12	15	CROSBY	40.450	74	COOK	45.451	74	COOK	42.972	12	74	COOK	2:08.603	2:08.939	0.336
13	48	WALKER	40.563	48	WALKER	45.540	48	WALKER	43.203	13	48	WALKER	2:09.306	2:09.546	0.240
14	43	HITCHCOCK	40.745	43	HITCHCOCK	45.753	44	HILL	43.261	14	43	HITCHCOCK	2:09.807	2:10.353	0.546
15	75	GARNESS	40.861	14	PENDRILL	45.780	43	HITCHCOCK	43.309	15	44	HILL	2:10.452	2:10.577	0.125
16	66	THOMAS	40.949	75	GARNESS	45.878	66	THOMAS	43.573	16	75	GARNESS	2:10.554	2:11.150	0.596
17	44	HILL	40.972	27	BEACH	46.067	11	DOBSON	43.585	17	14	PENDRILL	2:10.883	2:11.376	0.493
18	11	DOBSON	41.053	69	SCOTT	46.192	14	PENDRILL	43.781	18	11	DOBSON	2:10.957	2:11.386	0.429
19	27	BEACH	41.230	44	HILL	46.219	75	GARNESS	43.815	19	66	THOMAS	2:11.037	2:11.708	0.671
20	2	COATES	41.258	2	COATES	46.246	57	HIATT	43.824	20	27	BEACH	2:11.126	2:11.443	0.317
21	69	SCOTT	41.302	11	DOBSON	46.319	27	BEACH	43.829	21	69	SCOTT	2:11.467	2:11.467	0.000
22	14	PENDRILL	41.322	4	MOUNSEY	46.502	69	SCOTT	43.973	22	2	COATES	2:11.643	2:11.710	0.067
23	57	HIATT	41.442	66	THOMAS	46.515	2	COATES	44.139	23	57	HIATT	2:11.902	2:11.902	0.000
24	4	MOUNSEY	41.769	57	HIATT	46.636	4	MOUNSEY	44.327	24	4	MOUNSEY	2:12.598	2:12.776	0.178
25	90	COOK	42.018	90	COOK	47.252	90	COOK	44.673	25	90	COOK	2:13.943	2:13.943	0.000
26	65	ROWAN	42.290	65	ROWAN	47.918	65	ROWAN	45.290	26	65	ROWAN	2:15.498	2:15.710	0.212

Weather / Track : Cloudy / Dry

Snetterton 300

Circuit Length = 2.9689 miles

Start: 09:00 Flag 09:30 End: 09:32

Results can be found at [www.tsl-timing.com](http://www.tsl-timing.com)

Printed - 09:36 Saturday, 22 August 2020

**MCRCB BULLETIN TK100****2020 Bennetts British Superbike Championship - Monster Round 2****2020 Honda British Talent Cup****QUALIFYING - BEST SPEEDS**

POS	INTERMEDIATE 1			INTERMEDIATE 2			FINISH LINE		
	NO	NAME	MPH	NO	NAME	MPH	NO	NAME	MPH
1	72	O'GORMAN	116.3	8	O'SHEA	131.5	75	GARNESS	118.7
2	52	BELFORD	115.3	72	O'GORMAN	131.0	72	O'GORMAN	117.9
3	8	O'SHEA	115.1	71	FARRER	130.3	8	O'SHEA	117.3
4	65	ROWAN	114.7	17	BOURNE	129.0	65	ROWAN	116.3
5	16	CLARIDGE	114.3	46	DUFTON	128.5	52	BELFORD	115.7
6	99	STUART-CAMPBELL	114.3	16	CLARIDGE	128.3	4	MOUNSEY	115.5
7	71	FARRER	113.9	52	BELFORD	128.3	17	BOURNE	115.3
8	4	MOUNSEY	113.1	99	STUART-CAMPBELL	128.3	44	HILL	115.1
9	74	COOK	112.5	75	GARNESS	128.0	16	CLARIDGE	114.9
10	44	HILL	112.5	7	LYONS	127.8	43	HITCHCOCK	114.9
11	69	SCOTT	112.5	15	CROSBY	127.5	99	STUART-CAMPBELL	114.5
12	17	BOURNE	112.4	37	TINKER	127.0	71	FARRER	114.1
13	37	TINKER	112.4	48	WALKER	126.8	11	DOBSON	114.1
14	46	DUFTON	112.0	43	HITCHCOCK	126.3	37	TINKER	113.9
15	7	LYONS	111.8	44	HILL	126.1	66	THOMAS	113.5
16	15	CROSBY	111.4	74	COOK	125.4	7	LYONS	113.1
17	2	COATES	110.7	66	THOMAS	125.4	90	COOK	112.7
18	57	HIATT	109.4	11	DOBSON	125.2	46	DUFTON	112.5
19	90	COOK	109.4	65	ROWAN	125.2	48	WALKER	112.5
20	48	WALKER	109.2	69	SCOTT	124.5	15	CROSBY	112.2
21	11	DOBSON	109.2	90	COOK	124.5	74	COOK	111.8
22	43	HITCHCOCK	108.9	27	BEACH	124.2	2	COATES	111.1
23	27	BEACH	108.0	2	COATES	124.2	69	SCOTT	110.9
24	66	THOMAS	107.5	57	HIATT	124.2	27	BEACH	110.1
25	75	GARNESS	107.0	4	MOUNSEY	124.2	57	HIATT	108.4
26	14	PENDRILL	105.3	14	PENDRILL	122.4	14	PENDRILL	108.0

Weather / Track : Cloudy / Dry

Results can be found at [www.tsl-timing.com](http://www.tsl-timing.com)Snetterton 300  
Circuit Length = 2.9689 miles  
Start: 09:00 Flag 09:30 End: 09:32

Printed - 09:36 Saturday, 22 August 2020

# MCRCB BULLETIN TK101

## 2020 Bennetts British Superbike Championship - Monster Round 2

### 2020 Honda British Talent Cup

#### QUALIFYING - STATISTICS

Competitors Started	26
Planned Start	2020-08-22 @ 09:00:00.000
Actual Start	2020-08-22 @ 09:00:01.443
Finish Time	2020-08-22 @ 09:30:01.443
Track Length	2.9689mi.
Total Laps	319
Total Distance Covered	947.0827mi.

#### Session Fastest Lap History

NO	NAME	LAP TIME	TIME OF DAY	LAP	VEHICLE
15	Harrison CROSBY	<b>2:11.949</b>	09:04:38.891	2	Honda
72	Casey O'GORMAN	<b>2:09.702</b>	09:04:38.935	2	Honda
71	Charlie FARRER	<b>2:08.093</b>	09:05:14.411	2	Honda
16	Harvey CLARIDGE	<b>2:07.894</b>	09:05:43.748	2	Honda
71	Charlie FARRER	<b>2:07.549</b>	09:07:21.958	3	Honda
16	Harvey CLARIDGE	<b>2:07.409</b>	09:07:51.157	3	Honda
71	Charlie FARRER	<b>2:06.899</b>	09:09:28.858	4	Honda
17	Franco BOURNE	<b>2:06.728</b>	09:22:15.055	8	Honda
72	Casey O'GORMAN	<b>2:06.705</b>	09:25:40.702	11	Honda
16	Harvey CLARIDGE	<b>2:06.372</b>	09:28:52.272	9	Honda
8	Eddie O'SHEA	<b>2:05.799</b>	09:28:52.715	13	Honda
71	Charlie FARRER	<b>2:05.328</b>	09:29:19.705	10	Honda
8	Eddie O'SHEA	<b>2:05.317</b>	09:30:58.032	14	Honda

#### Flag History

TYPE	TIME OF DAY
GREEN	09:00:01.443
FINISH	09:30:01.443

#### Flag Statistics

TYPE	COUNT	TOTAL LAPS	TOTAL TIME
Green	1	14	32:53.132
Red	0	0	0.000
Safety Car	0	0	0.000
FCY	0	0	0.000

Weather / Track : Cloudy / Dry

Results can be found at [www.tsl-timing.com](http://www.tsl-timing.com)

Snetterton 300  
Circuit Length = 2.9689 miles  
Start: 09:00 Flag 09:30 End: 09:32

Printed - 09:37 Saturday, 22 August 2020

**MCRCB BULLETIN TK102**

**2020 Bennetts British Superbike Championship - Monster Round 2**

**2020 Honda British Talent Cup**

**QUALIFYING - SESSION NOTES**

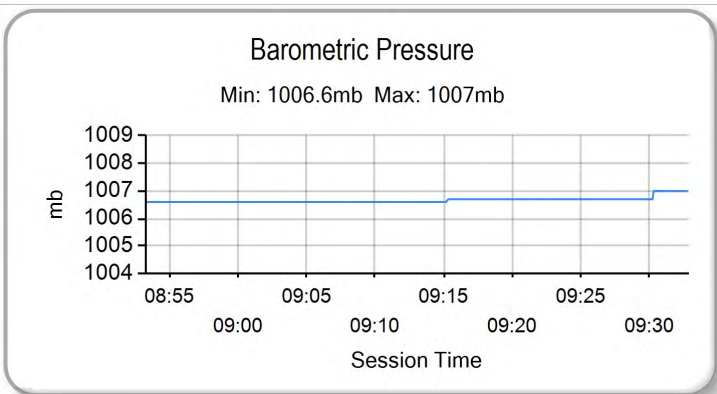
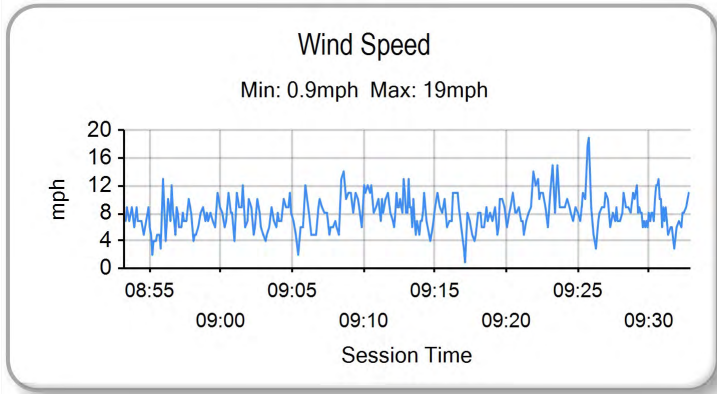
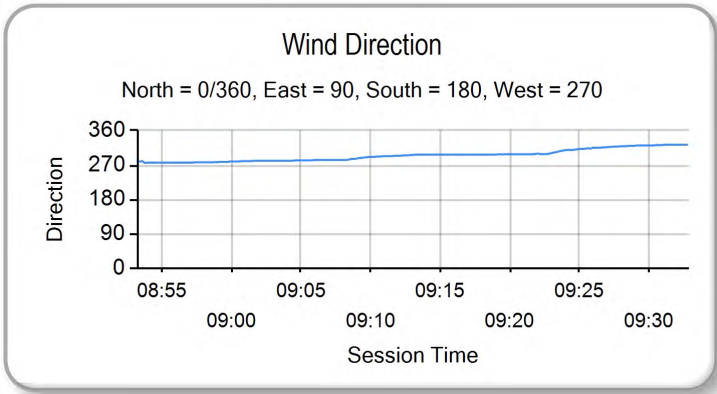
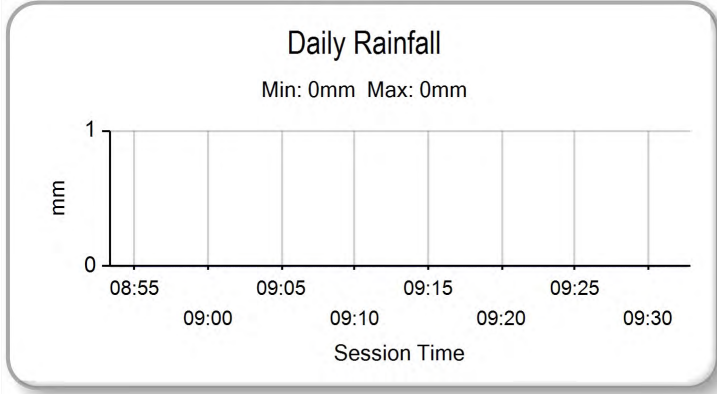
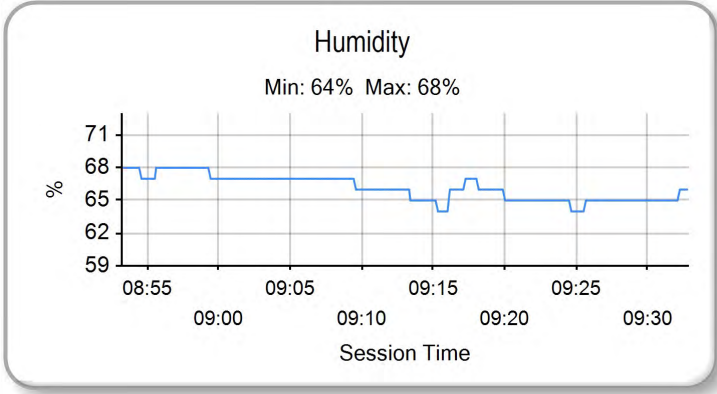
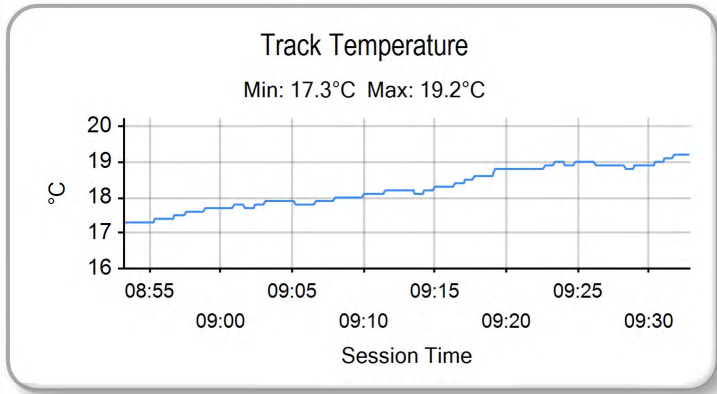
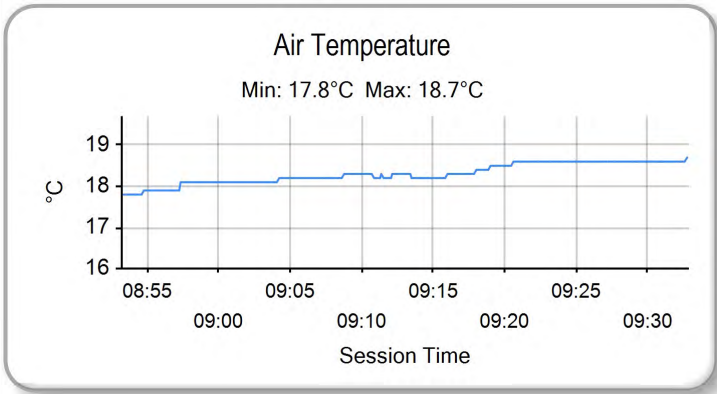
No Notes recorded in this sessions

# MCRCB BULLETIN TK103

## 2020 Bennetts British Superbike Championship - Monster Round 2

### 2020 Honda British Talent Cup

#### QUALIFYING - WEATHER CONDITIONS



Weather / Track : Cloudy / Dry

Results can be found at [www.tsl-timing.com](http://www.tsl-timing.com)

Snetterton 300  
Circuit Length = 2.9689 miles  
Start: 09:00 Flag 09:30 End: 09:32

Printed - 09:41 Saturday, 22 August 2020

## RACE 1 - GRID (14 Laps)

ROW 9		26	65	Alexander ROWAN	2:15.710	25	90	Harry COOK	2:13.943				
ROW 8	24	4	Sullivan MOUNSEY	2:12.776	23	57	Josh HIATT	2:11.902	22	2	Rhys COATES	2:11.710	
ROW 7		21	66	Annabel THOMAS	2:11.708	20	69	Gary SCOTT	2:11.467	19	27	Calum BEACH	2:11.443
ROW 6	18	11	Rossi DOBSON	2:11.386	17	14	Evann PENDRILL	2:11.376	16	75	Jonathan GARNES	2:11.150	
ROW 5		15	44	Lucas HILL	2:10.577	14	43	Ryan HITCHCOCK	2:10.353	13	48	Ollie WALKER	2:09.546
ROW 4	12	74	James COOK	2:08.939	11	99	Bailey STUART-CAMPBELL	2:08.454	10	15	Harrison CROSBY	2:08.364	
ROW 3		9	37	Corey TINKER	2:07.461	8	46	Elliott DUFTON	2:07.352	7	52	Evan BELFORD	2:07.057
ROW 2	6	17	Franco BOURNE	2:06.728	5	7	Jamie LYONS	2:06.689	4	16	Harvey CLARIDGE	2:06.033	
ROW 1		3	72	Casey O'GORMAN	2:05.915	2	71	Charlie FARRER	2:05.328	1	8	Eddie O'SHEA	2:05.317
												<b>Pole</b>	

Snetterton 300  
Circuit Length = 2.9689 miles

These results are provisional until the conclusion of any judicial and technical matters.

Race Director :	Stewards :	Timekeeper :
-----------------	------------	--------------

Results can be found at [www.britishsuperbike.com](http://www.britishsuperbike.com)

Printed - 09:33 Saturday, 22 August 2020

## RACE 1 - CLASSIFICATION

POS	NO	NAME	NAT	ENTRY	LAPS	TIME	GAP	DIFF	MPH	BEST	ON
1	17	Franco BOURNE	GBR	Honda - Franco Bourne Racing / SP125 Racing	14	29:17.024			85.16	2:03.801	14
2	8	Eddie O'SHEA	GBR	Honda - WAM	14	29:18.981	1.957	1.957	85.06	2:03.926	14
3	71	Charlie FARRER	GBR	Honda - Victoria House Racing Academy / Mortimer	14	29:19.082	2.058	0.101	85.06	2:04.191	14
4	16	Harvey CLARIDGE	GBR	Honda - City Lifting / SP125 Racing	14	29:19.239	2.215	0.157	85.05	2:04.282	14
5	46	Elliott DUFTON	GBR	Honda - D&D Racing	14	29:53.866	36.842	34.627	83.41	2:06.319	2
6	37	Corey TINKER	GBR	Honda - Stauff Fluid Power Academy	14	30:02.267	45.243	8.401	83.02	2:07.284	9
7	15	Harrison CROSBY	GBR	Honda - Banks Racing	14	30:06.920	49.896	4.653	82.81	2:07.587	13
8	48	Ollie WALKER	GBR	Honda - Moto Rapido / SP125 Racing	14	30:07.095	50.071	0.175	82.80	2:07.598	13
9	99	Bailey STUART-CAMPBELL	GBR	Honda - 151s S-C Racing	14	30:07.996	50.972	0.901	82.76	2:07.350	14
10	43	Ryan HITCHCOCK	GBR	Honda - Wilson Racing	14	30:25.562	1:08.538	17.566	81.96	2:08.675	11
11	66	Annabel THOMAS	GBR	Honda - Microlise Cresswell Racing	14	30:33.297	1:16.273	7.735	81.61	2:08.108	14
12	14	Evann PENDRILL	GBR	Honda - VHC Racing	14	30:33.327	1:16.303	0.030	81.61	2:09.229	14
13	44	Lucas HILL	GBR	Honda - Ashcourt Racing	14	30:48.030	1:31.006	14.703	80.96	2:10.520	8
14	57	Josh HIATT	GBR	Honda - Wilson Racing	14	30:54.314	1:37.290	6.284	80.69	2:10.394	10
15	4	Sullivan MOUNSEY	GBR	Honda - Lloyd & Jones PR Racing	14	30:54.424	1:37.400	0.110	80.68	2:10.881	14
16	69	Gary SCOTT	GBR	Honda - Scott Racing	14	30:55.464	1:38.440	1.040	80.64	2:10.456	14
17	11	Rossi DOBSON	GBR	Honda - Rossi Dobson	14	30:58.174	1:41.150	2.710	80.52	2:10.822	14
18	2	Rhys COATES	GBR	Honda - Ernie Coates Race Support	14	31:12.881	1:55.857	14.707	79.89	2:11.208	13
19	65	Alexander ROWAN	GBR	Honda - Alexander Rowan Racing	14	31:16.711	1:59.687	3.830	79.73	2:10.891	11
20	52	Evan BELFORD	GBR	Honda - City Lifting by RS Racing	14	31:16.797	1:59.773	0.086	79.72	2:08.968	5
21	90	Harry COOK	GBR	Honda - JDF Racing	14	31:18.475	2:01.451	1.678	79.65	2:11.803	10
22	74	James COOK	GBR	Honda - Wilson Racing	14	31:31.428	2:14.404	12.953	79.11	2:07.108	2

## NOT CLASSIFIED

DNF	7	Jamie LYONS	GBR	Honda - Jamie Lyons Racing	9	18:57.063	5 Laps	5 Laps	84.59	2:04.708	9
DNF	27	Calum BEACH	GBR	Honda - Calum Beach Racing / SP125 Racing	8	17:45.059	6 Laps	1 Lap	80.28	2:10.534	8
DNF	72	Casey O'GORMAN	GBR	Honda - Microlise Cresswell Racing	7	14:46.784	7 Laps	1 Lap	84.36	2:04.996	4
DNF	75	Jonathan GARNESS	GBR	Honda - Microlise Cresswell Racing	0						

## FASTEST LAP

17	Franco BOURNE	GBR	Honda - Franco Bourne Racing / SP125 Racing	14	2:03.801	86.33 mph	138.93 kph
----	---------------	-----	---	----	----------	-----------	------------

Weather / Track : Cloudy / Dry

These results are provisional until the conclusion of any judicial and technical matters.

Snetterton 300

Circuit Length = 2.9689 miles

Start: 14:16 Flag 14:45 End: 14:48

Race Director :	Stewards :	Timekeeper :
-----------------	------------	--------------

Results can be found at [www.britishsuperbike.com](http://www.britishsuperbike.com)

Printed - 14:50 Saturday, 22 August 2020

MCRCB BULLETIN TK162

2020 Bennetts British Superbike Championship - Monster Round 2

2020 Honda British Talent Cup

RACE 1 - LAP CHART

LAP 1 @ 14:18:28.789

Table with columns: NO, BEHIND, LAP TIME. Lists rider numbers and their lap times for Lap 1.

LAP 2 @ 14:20:34.801

Table with columns: NO, BEHIND, LAP TIME. Lists rider numbers and their lap times for Lap 2.

LAP 3 @ 14:22:39.539

Table with columns: NO, BEHIND, LAP TIME. Lists rider numbers and their lap times for Lap 3.

Table with columns: NO, BEHIND, LAP TIME. Lists rider numbers and their lap times for Lap 4.

LAP 4 @ 14:24:45.129

Table with columns: NO, BEHIND, LAP TIME. Lists rider numbers and their lap times for Lap 5.

LAP 5 @ 14:26:51.009

Table with columns: NO, BEHIND, LAP TIME. Lists rider numbers and their lap times for Lap 6.

Table with columns: NO, BEHIND, LAP TIME. Lists rider numbers and their lap times for Lap 7.

LAP 6 @ 14:28:57.471

Table with columns: NO, BEHIND, LAP TIME. Lists rider numbers and their lap times for Lap 8.

LAP 7 @ 14:31:02.333

Table with columns: NO, BEHIND, LAP TIME. Lists rider numbers and their lap times for Lap 9.

Table with columns: NO, BEHIND, LAP TIME. Lists rider numbers and their lap times for Lap 10.

LAP 8 @ 14:33:07.461

Table with columns: NO, BEHIND, LAP TIME. Lists rider numbers and their lap times for Lap 11.

LAP 9 @ 14:35:12.106

Table with columns: NO, BEHIND, LAP TIME. Lists rider numbers and their lap times for Lap 12.

LAP 10 @ 14:37:17.153

Table with columns: NO, BEHIND, LAP TIME. Lists rider numbers and their lap times for Lap 13.

Table with columns: NO, BEHIND, LAP TIME. Lists rider numbers and their lap times for Lap 14.

LAP 11 @ 14:39:21.175

Table with columns: NO, BEHIND, LAP TIME. Lists rider numbers and their lap times for Lap 15.

LAP 12 @ 14:41:25.445

Table with columns: NO, BEHIND, LAP TIME. Lists rider numbers and their lap times for Lap 16.

Weather / Track : Cloudy / Dry

Snetterton 300
Circuit Length = 2.9689 miles
Start: 14:16 Flag 14:45 End: 14:48



# MCRCB BULLETIN TK162

## 2020 Bennetts British Superbike Championship - Monster Round 2

### 2020 Honda British Talent Cup

#### RACE 1 - LAP CHART

11	1:26.923	2:11.264
2	1:40.631	2:11.552
65	1:42.895	2:12.590
90	1:44.161	2:11.939
52	1:49.350	2:09.420

#### LAP 13 @ 14:43:29.596

NO	BEHIND	LAP TIME
17		2:04.151
71	1.668	2:04.371
16	1.734	2:04.614
8	1.832	2:04.819
46	30.344	2:09.682
37	40.139	2:08.937
15	46.003	2:07.587
48	46.083	2:07.598
99	47.423	2:09.112
43	1:00.755	2:11.186
14	1:10.875	2:09.274
66	1:11.966	2:09.695
44	1:22.555	2:11.866
4	1:30.320	2:11.188
57	1:30.545	2:11.144
69	1:31.785	2:12.082
11	1:34.129	2:11.357
2	1:47.688	2:11.208
74	1:47.876	2:38.086
65	1:50.781	2:12.037
90	1:52.497	2:12.487
52	1:54.391	2:09.192

#### LAP 14 @ 14:45:33.397

NO	BEHIND	LAP TIME
17		2:03.801
8	1.957	2:03.926
71	2.058	2:04.191
16	2.215	2:04.282
46	36.842	2:10.299
37	45.243	2:08.905
15	49.896	2:07.694
48	50.071	2:07.789
99	50.972	2:07.350
43	1:08.538	2:11.584
66	1:16.273	2:08.108
14	1:16.303	2:09.229
44	1:31.006	2:12.252
57	1:37.290	2:10.546
4	1:37.400	2:10.881
69	1:38.440	2:10.456
11	1:41.150	2:10.822
2	1:55.857	2:11.970
65	1:59.687	2:12.707
52	1:59.773	2:09.183
90	2:01.451	2:12.755
74	2:14.404	2:30.329

Weather / Track : Cloudy / Dry

Results can be found at [www.tsl-timing.com](http://www.tsl-timing.com)

Page 2 of 2

Snetterton 300

Circuit Length = 2.9689 miles

Start: 14:16 Flag 14:45 End: 14:48

Printed - 14:52 Saturday, 22 August 2020

# MCRCB BULLETIN TK163

## 2020 Bennetts British Superbike Championship - Monster Round 2

### 2020 Honda British Talent Cup

### RACE 1 - POSITION CHART

No	Name	Lap															
		Pos	1	2	3	4	5	6	7	8	9	10	11	12	13	14	15
8	O'SHEA	1	17	17	17	72	72	71	17	71	8	17	17	17	17	17	17
71	FARRER	2	71	71	72	17	16	16	71	17	16	8	8	8	71	8	
72	O'GORMAN	3	72	72	71	71	17	17	16	16	17	71	71	16	16	71	
16	CLARIDGE	4	8	16	16	16	71	8	8	8	71	16	16	71	8	16	
7	LYONS	5	16	8	8	8	8	72	72	7	7	46	46	46	46	46	
17	BOURNE	6	46	7	7	7	7	7	7	46	46	37	37	37	37	37	
52	BELFORD	7	7	46	46	46	46	46	46	74	37	74	99	99	15	15	
46	DUFTON	8	99	99	37	37	37	74	74	37	74	99	15	15	48	48	
37	TINKER	9	37	37	99	99	74	37	37	15	99	15	48	48	99	99	
15	CROSBY	10	15	74	74	74	99	99	15	99	15	48	43	43	43	43	
99	STUART-CAMPBELL	11	74	15	15	15	15	15	99	48	48	43	74	14	14	66	
74	COOK	12	48	48	48	48	48	48	48	43	43	14	14	66	66	14	
48	WALKER	13	43	43	43	43	43	43	43	14	14	66	66	74	44	44	
43	HITCHCOCK	14	11	11	11	14	14	14	14	66	66	44	44	44	4	57	
44	HILL	15	44	44	44	44	44	44	66	44	44	4	57	4	57	4	
75	GARNESS	16	14	14	14	66	66	66	44	4	4	57	4	57	69	69	
14	PENDRILL	17	4	4	66	4	4	4	4	27	69	69	69	69	11	11	
11	DOBSON	18	27	66	4	27	57	57	57	57	57	11	11	11	2	2	
27	BEACH	19	57	27	27	57	27	27	69	69	11	2	2	2	74	65	
69	SCOTT	20	66	69	57	69	69	69	27	11	2	65	65	65	65	52	
66	THOMAS	21	69	57	69	11	11	11	11	2	65	90	90	90	90	90	
2	COATES	22	2	2	2	2	2	2	2	90	90	52	52	52	52	74	
57	HIATT	23	90	90	90	65	90	90	90	65	52						
4	MOUNSEY	24	65	65	65	90	65	65	65	52							
90	COOK	25	52	52	52	52	52	52	52								
65	ROWAN	26															

Weather / Track : Cloudy / Dry

Results can be found at [www.tsl-timing.com](http://www.tsl-timing.com)

Snetterton 300  
 Circuit Length = 2.9689 miles  
 Start: 14:16 Flag 14:45 End: 14:48

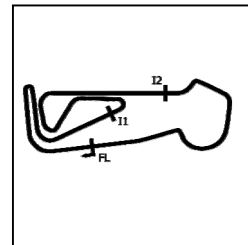
Printed - 14:52 Saturday, 22 August 2020

# MCRCB BULLETIN TK164

## 2020 Bennetts British Superbike Championship - Monster Round 2

### 2020 Honda British Talent Cup

### RACE 1 - SECTOR ANALYSIS



SECTOR 1 = FL to I1, SECTOR 2 = I1 to I2, SECTOR 3 = I2 to FL, DIFF = Difference To Personal Best Lap, P = Crossed Finish Line in Pit Lane, D = Time Disallowed

P1 17		Franco BOURNE					Honda - Franco Bourne Racing / SP125 Racing						
IDEAL LAP TIME : 2:03.522		BEST LAP TIME : 2:03.801			DIFFERENCE : 0.279								
LAP	SECTOR 1	SECTOR 2	SECTOR 3	LAP TIME	MPH	DIFF	TIME OF DAY						
1 -		108.9	44.867	<b>128.5</b>	42.067	111.1	2:12.416	80.71	8.615	14:18:28.789			
2 -	39.687	111.6	44.467	127.5	41.858	111.2	2:06.012	84.81	2.211	14:20:34.801			
3 -	39.194	112.5	44.000	126.1	41.544	108.4	2:04.738	85.68	0.937	14:22:39.539			
4 -	39.591	112.0	44.019	126.8	41.998	109.1	2:05.608	85.09	1.807	14:24:45.147			
5 -	39.512	113.7	44.657	127.8	42.083	114.9	2:06.252	84.65	2.451	14:26:51.399			
6 -	39.894	111.1	44.438	126.8	42.014	<b>115.1</b>	2:06.346	84.59	2.545	14:28:57.745			
7 -	39.405	113.1	43.810	126.8	41.373	111.2	2:04.588	85.78	0.787	14:31:02.333			
8 -	39.344	109.8	44.084	126.6	41.813	114.7	2:05.241	85.34	1.440	14:33:07.574			
9 -	39.672	<b>114.9</b>	44.185	<b>128.5</b>	<b>40.884</b>	114.9	2:04.741	85.68	0.940	14:35:12.315			
10 -	39.336	114.5	44.220	126.3	41.282	110.1	2:04.838	85.61	1.037	14:37:17.153			
11 -	39.284	112.5	43.832	127.8	40.906	111.4	2:04.022 (2)	86.17	0.221	14:39:21.175			
12 -	39.069	112.5	43.967	126.3	41.234	109.2	2:04.270	86.00	0.469	14:41:25.445			
13 -	39.079	112.7	43.732	127.5	41.340	109.2	2:04.151 (3)	86.08	0.350	14:43:29.596			
14 -	<b>38.972</b>	113.5	<b>43.666</b>	126.3	41.163	109.6	<b>2:03.801 (1)</b>	<b>86.33</b>		<b>14:45:33.397</b>			

P2 8		Eddie O'SHEA					Honda - WAM						
IDEAL LAP TIME : 2:03.864		BEST LAP TIME : 2:03.926			DIFFERENCE : 0.062								
LAP	SECTOR 1	SECTOR 2	SECTOR 3	LAP TIME	MPH	DIFF	TIME OF DAY						
1 -		110.1	45.206	130.8	42.708	113.9	2:13.159	80.26	9.233	14:18:29.532			
2 -	39.974	112.5	44.376	130.8	41.704	117.5	2:06.054	84.78	2.128	14:20:35.586			
3 -	39.323	114.5	44.428	131.0	42.128	114.1	2:05.879	84.90	1.953	14:22:41.465			
4 -	39.314	115.3	44.252	131.0	41.604	114.5	2:05.170	85.38	1.244	14:24:46.635			
5 -	<b>39.065</b>	115.3	43.976	<b>132.6</b>	42.158	116.7	2:05.199	85.36	1.273	14:26:51.834			
6 -	39.487	112.0	44.378	130.8	42.303	116.7	2:06.168	84.71	2.242	14:28:58.002			
7 -	39.463	113.7	43.846	131.8	41.488	<b>119.4</b>	2:04.797	85.64	0.871	14:31:02.799			
8 -	39.135	<b>116.3</b>	44.281	132.3	41.494	119.1	2:04.910	85.56	0.984	14:33:07.709			
9 -	39.179	113.9	43.862	131.5	41.356	114.1	2:04.397 (2)	85.91	0.471	14:35:12.106			
10 -	39.335	115.7	44.438	131.0	41.569	115.3	2:05.342	85.27	1.416	14:37:17.448			
11 -	39.514	112.5	43.946	132.3	41.097	115.5	2:04.557 (3)	85.80	0.631	14:39:22.005			
12 -	39.123	115.1	<b>43.792</b>	131.3	41.689	113.7	2:04.604	85.77	0.678	14:41:26.609			
13 -	39.762	112.9	43.865	131.8	41.192	115.3	2:04.819	85.62	0.893	14:43:31.428			
14 -	39.122	115.7	43.797	130.8	<b>41.007</b>	114.7	<b>2:03.926 (1)</b>	<b>86.24</b>		<b>14:45:35.354</b>			

P3 71		Charlie FARRER					Honda - Victoria House Racing Academy / Mortimer Racing						
IDEAL LAP TIME : 2:03.739		BEST LAP TIME : 2:04.191			DIFFERENCE : 0.452								
LAP	SECTOR 1	SECTOR 2	SECTOR 3	LAP TIME	MPH	DIFF	TIME OF DAY						
1 -		112.4	44.878	127.8	42.239	114.9	2:12.435	80.70	8.244	14:18:28.808			
2 -	39.682	111.8	44.390	128.3	41.973	116.5	2:06.045	84.79	1.854	14:20:34.853			
3 -	39.372	114.5	44.331	127.0	41.884	113.9	2:05.587	85.10	1.396	14:22:40.440			
4 -	39.179	114.3	44.363	129.8	41.477	114.3	2:05.019	85.49	0.828	14:24:45.459			
5 -	39.392	115.1	44.472	127.3	42.094	<b>117.3</b>	2:05.958	84.85	1.767	14:26:51.417			
6 -	39.638	113.9	44.449	130.5	41.967	112.4	2:06.054	84.78	1.863	14:28:57.471			
7 -	39.262	114.1	44.263	125.2	41.449	115.7	2:04.974	85.52	0.783	14:31:02.445			
8 -	39.098	113.5	44.139	129.8	41.779	112.9	2:05.016	85.49	0.825	14:33:07.461			
9 -	39.674	<b>115.3</b>	44.607	129.3	<b>41.093</b>	115.1	2:05.374	85.24	1.183	14:35:12.835			
10 -	39.427	114.1	43.895	131.5	41.601	116.3	2:04.923	85.55	0.732	14:37:17.758			
11 -	39.105	115.1	43.887	129.8	41.291	114.1	2:04.283 (2)	85.99	0.092	14:39:22.041			
12 -	39.451	113.9	43.724	<b>131.8</b>	41.677	114.1	2:04.852	85.60	0.661	14:41:26.893			
13 -	39.264	115.1	43.733	130.0	41.374	113.1	2:04.371 (3)	85.93	0.180	14:43:31.264			
14 -	<b>38.972</b>	115.1	<b>43.674</b>	128.0	41.545	111.8	<b>2:04.191 (1)</b>	<b>86.06</b>		<b>14:45:35.455</b>			

Weather / Track : Cloudy / Dry

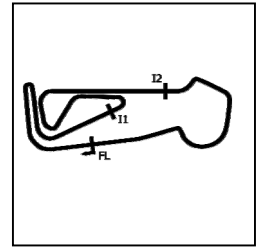
Snetterton 300  
Circuit Length = 2.9689 miles  
Start: 14:16 Flag 14:45 End: 14:48

# MCRCB BULLETIN TK164

## 2020 Bennetts British Superbike Championship - Monster Round 2

### 2020 Honda British Talent Cup

### RACE 1 - SECTOR ANALYSIS



SECTOR 1 = FL to I1, SECTOR 2 = I1 to I2, SECTOR 3 = I2 to FL, DIFF = Difference To Personal Best Lap, P = Crossed Finish Line in Pit Lane, D = Time Disallowed

P4 16		Harvey CLARIDGE					Honda - City Lifting / SP125 Racing				
IDEAL LAP TIME : 2:03.663		BEST LAP TIME : 2:04.282					DIFFERENCE : 0.619				
LAP	SECTOR 1		SECTOR 2		SECTOR 3		LAP TIME	MPH	DIFF	TIME OF DAY	
1 -		110.7	44.851	128.0	42.476	112.4	2:13.192	80.24	8.910	14:18:29.565	
2 -	39.231	108.5	44.187	128.3	42.157	114.3	2:05.575	85.11	1.293	14:20:35.140	
3 -	39.433	113.7	44.260	128.3	41.726	114.9	2:05.419	85.21	1.137	14:22:40.559	
4 -	39.246	112.7	44.187	<b>129.0</b>	41.983	112.2	2:05.416	85.22	1.134	14:24:45.975	
5 -	39.021	111.8	44.307	126.3	41.963	111.8	2:05.291	85.30	1.009	14:26:51.266	
6 -	39.946	112.4	44.378	128.8	41.929	113.5	2:06.253	84.65	1.971	14:28:57.519	
7 -	39.246	114.3	44.237	125.4	41.727	114.7	2:05.210	85.36	0.928	14:31:02.729	
8 -	39.346	109.8	44.052	128.8	41.565	<b>116.9</b>	2:04.963	85.52	0.681	14:33:07.692	
9 -	<b>38.947</b>	112.7	43.969	127.5	41.573	110.7	2:04.489 (3)	85.85	0.207	14:35:12.181	
10 -	39.829	114.7	44.107	127.8	41.701	112.9	2:05.637	85.07	1.355	14:37:17.818	
11 -	39.254	108.9	43.985	128.3	41.287	115.1	2:04.526	85.83	0.244	14:39:22.344	
12 -	39.145	115.1	<b>43.611</b>	128.5	41.616	110.9	2:04.372 (2)	85.93	0.090	14:41:26.716	
13 -	39.347	112.2	43.735	128.5	41.532	109.8	2:04.614	85.76	0.332	14:43:31.330	
<b>14 -</b>	<b>39.306</b>	<b>116.1</b>	<b>43.871</b>	<b>128.5</b>	<b>41.105</b>	<b>113.9</b>	<b>2:04.282 (1)</b>	<b>85.99</b>		<b>14:45:35.612</b>	

P5 46		Elliott DUFTON					Honda - D&D Racing				
IDEAL LAP TIME : 2:06.076		BEST LAP TIME : 2:06.319					DIFFERENCE : 0.243				
LAP	SECTOR 1		SECTOR 2		SECTOR 3		LAP TIME	MPH	DIFF	TIME OF DAY	
1 -		113.1	44.749	<b>129.3</b>	43.033	108.5	2:13.930	79.80	7.611	14:18:30.303	
2 -	39.612	<b>113.3</b>	44.578	126.8	<b>42.129</b>	<b>114.1</b>	<b>2:06.319 (1)</b>	<b>84.61</b>		<b>14:20:36.622</b>	
3 -	39.737	112.2	45.043	125.2	42.166	110.1	2:06.946	84.19	0.627	14:22:43.568	
4 -	39.622	112.7	44.562	126.1	42.455	110.1	2:06.639 (3)	84.39	0.320	14:24:50.207	
5 -	39.741	112.5	45.007	123.8	42.318	110.0	2:07.066	84.11	0.747	14:26:57.273	
6 -	39.668	112.2	<b>44.420</b>	125.2	42.405	110.3	2:06.493 (2)	84.49	0.174	14:29:03.766	
7 -	40.362	111.2	44.675	124.5	42.458	110.7	2:07.495	83.83	1.176	14:31:11.261	
8 -	<b>39.527</b>	112.4	44.802	125.6	42.474	109.4	2:06.803	84.28	0.484	14:33:18.064	
9 -	40.050	111.6	45.067	125.6	42.179	109.2	2:07.296	83.96	0.977	14:35:25.360	
10 -	40.261	110.3	45.124	123.1	42.592	107.0	2:07.977	83.51	1.658	14:37:33.337	
11 -	40.476	111.1	45.223	126.3	42.579	109.2	2:08.278	83.31	1.959	14:39:41.615	
12 -	40.601	107.7	45.182	125.2	42.860	107.3	2:08.643	83.08	2.324	14:41:50.258	
13 -	41.147	111.6	45.107	124.0	43.428	108.2	2:09.682	82.41	3.363	14:43:59.940	
14 -	40.581	105.1	46.103	121.1	43.615	109.4	2:10.299	82.02	3.980	14:46:10.239	

P6 37		Corey TINKER					Honda - Stauff Fluid Power Academy				
IDEAL LAP TIME : 2:07.002		BEST LAP TIME : 2:07.284					DIFFERENCE : 0.282				
LAP	SECTOR 1		SECTOR 2		SECTOR 3		LAP TIME	MPH	DIFF	TIME OF DAY	
1 -		107.2	45.630	129.0	42.901	114.3	2:15.000	79.17	7.716	14:18:31.373	
2 -	40.111	106.6	44.996	<b>129.3</b>	42.577	<b>115.3</b>	2:07.684 (3)	83.70	0.400	14:20:39.057	
3 -	40.023	107.3	45.245	125.2	42.413	109.8	2:07.681 (2)	83.70	0.397	14:22:46.738	
4 -	40.424	107.2	45.415	126.6	42.749	109.2	2:08.588	83.11	1.304	14:24:55.326	
5 -	40.422	108.7	45.594	127.0	42.601	109.4	2:08.617	83.10	1.333	14:27:03.943	
6 -	40.247	111.6	45.184	126.6	42.505	112.7	2:07.936	83.54	0.652	14:29:11.879	
7 -	40.591	109.8	45.144	125.2	<b>42.302</b>	114.1	2:08.037	83.47	0.753	14:31:19.916	
8 -	40.759	112.2	45.010	125.4	42.411	109.8	2:08.180	83.38	0.896	14:33:28.096	
<b>9 -</b>	<b>39.853</b>	109.6	<b>44.847</b>	126.8	42.584	109.4	<b>2:07.284 (1)</b>	<b>83.97</b>		<b>14:35:35.380</b>	
10 -	40.365	109.1	45.700	125.9	42.936	108.9	2:09.001	82.85	1.717	14:37:44.381	
11 -	40.460	107.5	45.417	127.5	42.430	109.4	2:08.307	83.30	1.023	14:39:52.688	
12 -	40.227	110.5	45.042	126.8	42.841	108.2	2:08.110	83.42	0.826	14:42:00.798	
13 -	40.581	<b>112.4</b>	45.324	126.1	43.032	108.9	2:08.937	82.89	1.653	14:44:09.735	
14 -	40.360	109.6	45.430	124.9	43.115	108.5	2:08.905	82.91	1.621	14:46:18.640	

Weather / Track : Cloudy / Dry

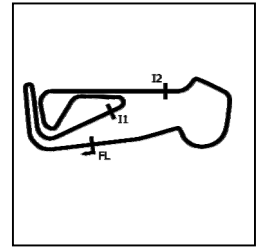
Snetterton 300  
Circuit Length = 2.9689 miles  
Start: 14:16 Flag 14:45 End: 14:48

MCRCB BULLETIN TK164

2020 Bennetts British Superbike Championship - Monster Round 2

2020 Honda British Talent Cup

RACE 1 - SECTOR ANALYSIS



SECTOR 1 = FL to I1, SECTOR 2 = I1 to I2, SECTOR 3 = I2 to FL, DIFF = Difference To Personal Best Lap, P = Crossed Finish Line in Pit Lane, D = Time Disallowed

P7 15		Harrison CROSBY					Honda - Banks Racing			
IDEAL LAP TIME : 2:07.256		BEST LAP TIME : 2:07.587					DIFFERENCE : 0.331			
LAP	SECTOR 1	SECTOR 2		SECTOR 3		LAP TIME	MPH	DIFF	TIME OF DAY	
1 -		104.0	46.079	127.0	43.107	112.5	2:16.100	78.53	8.513	14:18:32.473
2 -	40.337	106.3	45.630	127.8	43.341	112.0	2:09.308	82.65	1.721	14:20:41.781
3 -	40.360	107.3	44.856	126.1	42.683	109.8	2:07.899	83.56	0.312	14:22:49.680
4 -	40.522	103.2	45.718	128.0	42.772	110.5	2:09.012	82.84	1.425	14:24:58.692
5 -	40.667	107.0	45.509	127.8	42.959	109.6	2:09.135	82.76	1.548	14:27:07.827
6 -	40.754	103.8	45.428	128.0	42.784	110.7	2:08.966	82.87	1.379	14:29:16.793
7 -	40.669	108.7	45.156	126.8	43.679	110.1	2:09.504	82.53	1.917	14:31:26.297
8 -	40.599	110.1	45.379	125.4	42.896	110.0	2:08.874	82.93	1.287	14:33:35.171
9 -	40.353	106.0	45.611	128.0	42.960	111.8	2:08.924	82.90	1.337	14:35:44.095
10 -	<b>40.113</b>	112.7	45.413	127.0	42.691	110.9	2:08.217	83.35	0.630	14:37:52.312
11 -	40.423	105.1	44.885	128.5	<b>42.437</b>	<b>113.7</b>	2:07.745 (3)	83.66	0.158	14:40:00.057
12 -	40.125	<b>113.5</b>	45.071	127.5	42.759	111.6	2:07.955	83.53	0.368	14:42:08.012
<b>13 -</b>	40.136	108.5	<b>44.706</b>	128.0	42.745	110.5	<b>2:07.587 (1)</b>	<b>83.77</b>		<b>14:44:15.599</b>
14 -	40.119	111.2	44.820	<b>129.0</b>	42.755	110.3	2:07.694 (2)	83.70	0.107	14:46:23.293

P8 48		Ollie WALKER					Honda - Moto Rapido / SP125 Racing			
IDEAL LAP TIME : 2:07.021		BEST LAP TIME : 2:07.598					DIFFERENCE : 0.577			
LAP	SECTOR 1	SECTOR 2		SECTOR 3		LAP TIME	MPH	DIFF	TIME OF DAY	
1 -		103.4	46.163	126.3	43.197	<b>115.9</b>	2:16.381	78.36	8.783	14:18:32.754
2 -	40.256	104.8	45.448	127.8	43.384	111.2	2:09.088	82.79	1.490	14:20:41.842
3 -	40.022	<b>111.4</b>	45.126	124.9	43.123	110.5	2:08.271	83.32	0.673	14:22:50.113
4 -	40.485	100.4	45.954	127.5	43.249	110.7	2:09.688	82.41	2.090	14:24:59.801
5 -	40.464	104.0	45.365	126.1	43.028	110.9	2:08.857	82.94	1.259	14:27:08.658
6 -	40.609	104.5	44.965	127.5	42.678	113.5	2:08.252	83.33	0.654	14:29:16.910
7 -	40.711	104.0	45.031	126.8	44.114	114.3	2:09.856	82.30	2.258	14:31:26.766
8 -	40.644	101.9	45.466	124.9	42.956	112.5	2:09.066	82.81	1.468	14:33:35.832
9 -	40.067	106.6	45.417	124.5	42.860	114.9	2:08.344	83.27	0.746	14:35:44.176
10 -	40.482	101.9	45.017	125.2	42.838	113.1	2:08.337	83.28	0.739	14:37:52.513
11 -	40.519	102.7	44.775	126.6	<b>42.410</b>	115.5	2:07.704 (2)	83.69	0.106	14:40:00.217
12 -	40.341	104.2	45.039	126.3	42.484	114.5	2:07.864	83.58	0.266	14:42:08.081
<b>13 -</b>	40.176	105.3	<b>44.750</b>	<b>128.0</b>	42.672	110.7	<b>2:07.598 (1)</b>	<b>83.76</b>		<b>14:44:15.679</b>
14 -	<b>39.861</b>	107.2	44.906	125.6	43.022	111.4	2:07.789 (3)	83.63	0.191	14:46:23.468

P9 99		Bailey STUART-CAMPBELL					Honda - 151s S-C Racing			
IDEAL LAP TIME : 2:06.999		BEST LAP TIME : 2:07.350					DIFFERENCE : 0.351			
LAP	SECTOR 1	SECTOR 2		SECTOR 3		LAP TIME	MPH	DIFF	TIME OF DAY	
1 -		113.7	45.552	128.0	42.744	<b>113.9</b>	2:14.794	79.29	7.444	14:18:31.167
2 -	40.042	111.4	45.197	127.3	42.632	112.4	2:07.871 (3)	83.58	0.521	14:20:39.038
3 -	40.292	111.8	45.577	126.3	42.764	110.7	2:08.633	83.08	1.283	14:22:47.671
4 -	40.131	110.1	45.290	127.8	42.869	111.6	2:08.290	83.31	0.940	14:24:55.961
5 -	40.385	112.7	45.938	127.5	42.756	110.0	2:09.079	82.80	1.729	14:27:05.040
6 -	40.480	113.7	45.004	<b>128.3</b>	42.491	112.4	2:07.975	83.51	0.625	14:29:13.015
7 -	40.376	112.5	44.968	127.0	48.155	<b>113.9</b>	2:13.499	80.06	6.149	14:31:26.514
8 -	40.722	110.9	45.539	127.3	42.624	112.7	2:08.885	82.92	1.535	14:33:35.399
9 -	40.221	109.1	45.467	127.5	42.716	110.5	2:08.404	83.23	1.054	14:35:43.803
10 -	40.320	113.3	45.502	127.5	42.604	111.2	2:08.426	83.22	1.076	14:37:52.229
11 -	40.420	<b>114.3</b>	44.871	127.8	<b>42.365</b>	111.2	2:07.656 (2)	83.72	0.306	14:39:59.885
12 -	40.202	112.7	45.054	127.8	42.766	108.5	2:08.022	83.48	0.672	14:42:07.907
13 -	40.070	113.9	<b>44.694</b>	<b>128.3</b>	44.348	110.9	2:09.112	82.78	1.762	14:44:17.019
<b>14 -</b>	<b>39.940</b>	106.8	44.866	126.8	42.544	112.0	<b>2:07.350 (1)</b>	<b>83.92</b>		<b>14:46:24.369</b>

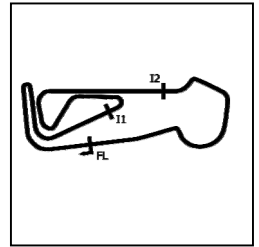
Weather / Track : Cloudy / Dry

Snetterton 300  
Circuit Length = 2.9689 miles  
Start: 14:16 Flag 14:45 End: 14:48

## 2020 Bennetts British Superbike Championship - Monster Round 2

## 2020 Honda British Talent Cup

## RACE 1 - SECTOR ANALYSIS



SECTOR 1 = FL to I1, SECTOR 2 = I1 to I2, SECTOR 3 = I2 to FL, DIFF = Difference To Personal Best Lap, P = Crossed Finish Line in Pit Lane, D = Time Disallowed

P10 43		Ryan HITCHCOCK					Honda - Wilson Racing						
IDEAL LAP TIME : 2:08.411		BEST LAP TIME : 2:08.675			DIFFERENCE : 0.264								
LAP	SECTOR 1	SECTOR 2	SECTOR 3	LAP TIME	MPH	DIFF	TIME OF DAY						
1 -		104.0	45.759	<b>125.6</b>	43.377	<b>113.9</b>	2:17.210	77.89	8.535	14:18:33.583			
2 -	40.480	108.9	45.622	125.4	43.719	112.7	2:09.821	82.32	1.146	14:20:43.404			
3 -	40.804	110.7	45.525	124.2	43.649	110.3	2:09.978	82.22	1.303	14:22:53.382			
4 -	40.899	110.3	45.511	124.9	43.739	110.7	2:10.149	82.12	1.474	14:25:03.531			
5 -	40.993	107.7	45.595	123.5	43.306	110.0	2:09.894	82.28	1.219	14:27:13.425			
6 -	40.532	109.8	45.138	124.9	43.164	111.6	2:08.834	<b>(2)</b> 82.96	0.159	14:29:22.259			
7 -	40.708	109.2	45.311	124.9	43.636	112.0	2:09.655	82.43	0.980	14:31:31.914			
8 -	40.689	110.1	45.275	122.6	<b>42.875</b>	110.5	2:08.839	<b>(3)</b> 82.95	0.164	14:33:40.753			
9 -	40.940	<b>112.9</b>	<b>45.077</b>	124.5	43.173	110.5	2:09.190	82.73	0.515	14:35:49.943			
10 -	<b>40.459</b>	106.0	45.417	124.5	43.053	110.0	2:08.929	82.89	0.254	14:37:58.872			
11 -	40.651	110.3	45.093	124.0	42.931	111.1	<b>2:08.675</b>	<b>(1)</b> 83.06		<b>14:40:07.547</b>			
12 -	40.867	101.3	46.489	124.2	44.262	108.2	2:11.618	81.20	2.943	14:42:19.165			
13 -	40.727	108.2	45.861	122.0	44.598	108.2	2:11.186	81.47	2.511	14:44:30.351			
14 -	41.125	104.0	46.731	123.3	43.728	110.7	2:11.584	81.22	2.909	14:46:41.935			

P11 66		Annabel THOMAS					Honda - Microlise Cresswell Racing						
IDEAL LAP TIME : 2:08.108		BEST LAP TIME : 2:08.108			DIFFERENCE : 0.000								
LAP	SECTOR 1	SECTOR 2	SECTOR 3	LAP TIME	MPH	DIFF	TIME OF DAY						
1 -		103.4	46.636	122.9	44.322	<b>115.7</b>	2:20.899	75.85	12.791	14:18:37.272			
2 -	41.950	107.3	46.027	124.7	43.892	113.5	2:11.869	81.05	3.761	14:20:49.141			
3 -	41.149	106.1	46.211	123.1	44.561	110.9	2:11.921	81.01	3.813	14:23:01.062			
4 -	41.101	99.7	46.418	125.2	43.788	111.1	2:11.307	81.39	3.199	14:25:12.369			
5 -	40.792	99.4	45.988	124.5	43.896	110.9	2:10.676	81.79	2.568	14:27:23.045			
6 -	41.259	103.2	45.986	<b>125.4</b>	43.429	112.0	2:10.674	81.79	2.566	14:29:33.719			
7 -	40.946	99.7	45.862	124.7	43.992	110.9	2:10.800	81.71	2.692	14:31:44.519			
8 -	40.494	104.6	45.767	124.9	43.289	110.1	2:09.550	82.50	1.442	14:33:54.069			
9 -	40.460	105.8	45.888	125.2	43.291	110.7	2:09.639	82.44	1.531	14:36:03.708			
10 -	40.392	104.3	45.821	125.2	43.693	109.8	2:09.906	82.27	1.798	14:38:13.614			
11 -	40.364	105.3	45.727	124.7	43.173	110.3	2:09.264	<b>(3)</b> 82.68	1.156	14:40:22.878			
12 -	40.320	109.1	45.332	124.2	43.337	110.9	2:08.989	<b>(2)</b> 82.86	0.881	14:42:31.867			
13 -	40.211	107.8	46.619	124.5	42.865	111.6	2:09.695	82.40	1.587	14:44:41.562			
14 -	<b>40.083</b>	<b>112.2</b>	<b>45.233</b>	124.5	<b>42.792</b>	113.3	<b>2:08.108</b>	<b>(1)</b> 83.43		<b>14:46:49.670</b>			

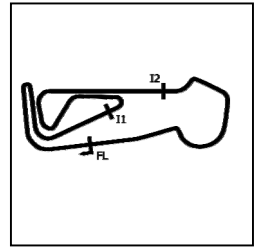
P12 14		Evann PENDRILL					Honda - VHC Racing						
IDEAL LAP TIME : 2:08.967		BEST LAP TIME : 2:09.229			DIFFERENCE : 0.262								
LAP	SECTOR 1	SECTOR 2	SECTOR 3	LAP TIME	MPH	DIFF	TIME OF DAY						
1 -		<b>107.7</b>	46.533	123.1	44.429	107.0	2:19.742	76.48	10.513	14:18:36.115			
2 -	41.588	98.1	46.076	123.3	44.199	<b>109.4</b>	2:11.863	81.05	2.634	14:20:47.978			
3 -	41.236	105.1	46.209	122.6	43.972	106.5	2:11.417	81.32	2.188	14:22:59.395			
4 -	41.172	103.7	46.319	<b>125.4</b>	43.542	106.3	2:11.033	81.56	1.804	14:25:10.428			
5 -	41.546	104.2	45.611	122.4	43.898	105.3	2:11.055	81.55	1.826	14:27:21.483			
6 -	41.183	105.1	45.690	123.1	43.511	106.1	2:10.384	81.97	1.155	14:29:31.867			
7 -	40.970	103.5	45.490	120.9	43.477	107.2	2:09.937	82.25	0.708	14:31:41.804			
8 -	<b>40.928</b>	103.7	45.575	120.9	43.403	105.0	2:09.906	82.27	0.677	14:33:51.710			
9 -	41.239	99.5	45.556	122.2	43.373	106.1	2:10.168	82.10	0.939	14:36:01.878			
10 -	41.076	100.1	45.559	122.0	43.247	105.5	2:09.882	82.29	0.653	14:38:11.760			
11 -	40.974	103.0	45.434	121.7	43.362	105.8	2:09.770	82.36	0.541	14:40:21.530			
12 -	41.140	103.2	45.219	123.3	43.308	105.1	2:09.667	<b>(3)</b> 82.42	0.438	14:42:31.197			
13 -	41.010	104.6	45.313	122.2	<b>42.951</b>	106.1	2:09.274	<b>(2)</b> 82.67	0.045	14:44:40.471			
14 -	41.149	106.8	<b>45.088</b>	122.2	42.992	108.7	<b>2:09.229</b>	<b>(1)</b> 82.70		<b>14:46:49.700</b>			

# MCRCB BULLETIN TK164

## 2020 Bennetts British Superbike Championship - Monster Round 2

### 2020 Honda British Talent Cup

### RACE 1 - SECTOR ANALYSIS



SECTOR 1 = FL to I1, SECTOR 2 = I1 to I2, SECTOR 3 = I2 to FL, DIFF = Difference To Personal Best Lap, P = Crossed Finish Line in Pit Lane, D = Time Disallowed

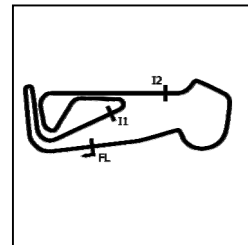
P13 44		Lucas HILL					Honda - Ashcourt Racing						
IDEAL LAP TIME : 2:09.816		BEST LAP TIME : 2:10.520					DIFFERENCE : 0.704						
LAP	SECTOR 1	SECTOR 2	SECTOR 3	LAP TIME	MPH	DIFF	TIME OF DAY						
1 -		102.6	46.852	<b>126.3</b>	44.094	110.9	2:19.664	76.52	9.144	14:18:36.037			
2 -	41.187	108.9	46.447	126.1	43.905	<b>112.5</b>	2:11.539	81.25	1.019	14:20:47.576			
3 -	41.324	111.2	46.419	124.5	44.052	111.2	2:11.795	81.09	1.275	14:22:59.371			
4 -	<b>40.914</b>	108.7	46.451	125.9	44.036	110.5	2:11.401	81.33	0.881	14:25:10.772			
5 -	41.470	105.8	46.057	125.2	43.777	109.8	2:11.304	81.39	0.784	14:27:22.076			
6 -	41.171	111.4	<b>45.842</b>	125.9	43.731	110.0	2:10.744 (2)	81.74	0.224	14:29:32.820			
7 -	41.416	102.4	46.282	122.2	44.587	111.2	2:12.285	80.79	1.765	14:31:45.105			
8 -	41.061	108.7	46.164	124.5	43.295	108.7	<b>2:10.520 (1)</b>	<b>81.88</b>		<b>14:33:55.625</b>			
9 -	41.191	111.4	46.659	123.3	<b>43.060</b>	109.6	2:10.910 (3)	81.64	0.390	14:36:06.535			
10 -	41.081	<b>112.0</b>	46.178	124.5	44.004	109.2	2:11.263	81.42	0.743	14:38:17.798			
11 -	41.375	110.0	46.266	123.5	43.608	108.9	2:11.249	81.43	0.729	14:40:29.047			
12 -	41.310	110.0	46.072	125.2	43.856	107.8	2:11.238	81.44	0.718	14:42:40.285			
13 -	41.719	105.5	46.439	121.7	43.708	108.7	2:11.866	81.05	1.346	14:44:52.151			
14 -	41.360	107.7	46.684	122.9	44.208	105.6	2:12.252	80.81	1.732	14:47:04.403			

P14 57		Josh HIATT					Honda - Wilson Racing						
IDEAL LAP TIME : 2:09.973		BEST LAP TIME : 2:10.394					DIFFERENCE : 0.421						
LAP	SECTOR 1	SECTOR 2	SECTOR 3	LAP TIME	MPH	DIFF	TIME OF DAY						
1 -		109.1	46.660	<b>126.3</b>	44.464	<b>111.2</b>	2:20.795	75.91	10.401	14:18:37.168			
2 -	42.604	109.8	46.551	125.2	44.459	110.5	2:13.614	79.99	3.220	14:20:50.782			
3 -	40.967	110.7	45.984	123.3	44.114	109.2	2:11.065 (3)	81.54	0.671	14:23:01.847			
4 -	41.616	104.2	46.694	124.5	44.357	108.4	2:12.667	80.56	2.273	14:25:14.514			
5 -	41.644	<b>111.1</b>	46.127	124.2	44.151	107.5	2:11.922	81.01	1.528	14:27:26.436			
6 -	41.237	110.5	46.148	122.6	44.294	108.5	2:11.679	81.16	1.285	14:29:38.115			
7 -	41.422	110.1	46.265	122.9	44.383	108.0	2:12.070	80.92	1.676	14:31:50.185			
8 -	41.101	110.1	46.173	123.3	44.002	106.3	2:11.276	81.41	0.882	14:34:01.461			
9 -	42.799	110.7	46.581	122.6	44.104	109.6	2:13.484	80.07	3.090	14:36:14.945			
10 -	<b>40.853</b>	110.7	<b>45.779</b>	124.0	43.762	108.2	<b>2:10.394 (1)</b>	<b>81.96</b>		<b>14:38:25.339</b>			
11 -	41.550	107.7	46.370	121.1	43.762	105.5	2:11.682	81.16	1.288	14:40:37.021			
12 -	41.602	107.3	45.868	124.2	44.506	108.4	2:11.976	80.98	1.582	14:42:48.997			
13 -	41.655	109.1	45.803	120.9	43.686	106.3	2:11.144	81.49	0.750	14:45:00.141			
14 -	41.232	109.2	45.973	122.6	<b>43.341</b>	108.0	2:10.546 (2)	81.87	0.152	14:47:10.687			

P15 4		Sullivan MOUNSEY					Honda - Lloyd & Jones PR Racing						
IDEAL LAP TIME : 2:10.403		BEST LAP TIME : 2:10.881					DIFFERENCE : 0.478						
LAP	SECTOR 1	SECTOR 2	SECTOR 3	LAP TIME	MPH	DIFF	TIME OF DAY						
1 -		105.3	46.621	127.3	44.564	113.9	2:20.522	76.05	9.641	14:18:36.895			
2 -	41.830	109.8	46.039	128.8	43.776	<b>115.9</b>	2:11.645	81.18	0.764	14:20:48.540			
3 -	41.464	110.5	46.091	128.3	45.075	114.3	2:12.630	80.58	1.749	14:23:01.170			
4 -	42.284	110.9	46.059	129.5	44.368	113.3	2:12.711	80.53	1.830	14:25:13.881			
5 -	41.566	111.8	46.044	127.3	44.591	112.5	2:12.201	80.84	1.320	14:27:26.082			
6 -	41.655	<b>116.1</b>	45.999	<b>130.0</b>	43.764	113.1	2:11.418 (3)	81.32	0.537	14:29:37.500			
7 -	41.702	110.7	46.276	127.3	43.966	113.9	2:11.944	81.00	1.063	14:31:49.444			
8 -	41.452	109.4	46.015	127.3	44.103	111.8	2:11.570	81.23	0.689	14:34:01.014			
9 -	41.865	111.4	46.027	127.8	44.009	112.7	2:11.901	81.03	1.020	14:36:12.915			
10 -	41.739	107.8	46.330	128.3	43.945	111.6	2:12.014	80.96	1.133	14:38:24.929			
11 -	41.885	108.7	46.505	123.1	43.826	113.3	2:12.216	80.83	1.335	14:40:37.145			
12 -	<b>41.420</b>	112.7	<b>45.716</b>	128.3	44.447	111.8	2:11.583	81.22	0.702	14:42:48.728			
13 -	41.744	110.5	45.946	128.3	43.498	112.2	2:11.188 (2)	81.47	0.307	14:44:59.916			
14 -	41.583	112.5	46.031	128.3	<b>43.267</b>	114.5	<b>2:10.881 (1)</b>	<b>81.66</b>		<b>14:47:10.797</b>			

Weather / Track : Cloudy / Dry

Snetterton 300  
Circuit Length = 2.9689 miles  
Start: 14:16 Flag 14:45 End: 14:48



SECTOR 1 = FL to I1, SECTOR 2 = I1 to I2, SECTOR 3 = I2 to FL, DIFF = Difference To Personal Best Lap, P = Crossed Finish Line in Pit Lane, D = Time Disallowed

P16 69		Gary SCOTT					Honda - Scott Racing			
IDEAL LAP TIME : 2:10.456		BEST LAP TIME : 2:10.456					DIFFERENCE : 0.000			
LAP	SECTOR 1	SECTOR 2		SECTOR 3		LAP TIME	MPH	DIFF	TIME OF DAY	
1 -		105.1	47.569	125.9	44.671	<b>112.4</b>	2:21.493	75.53	11.037	14:18:37.866
2 -	41.989	106.5	46.381	127.0	44.227	110.7	2:12.597	80.60	2.141	14:20:50.463
3 -	41.399	<b>112.2</b>	46.696	124.5	44.441	108.2	2:12.536	80.64	2.080	14:23:02.999
4 -	41.108	103.5	46.688	125.2	45.084	109.8	2:12.880	80.43	2.424	14:25:15.879
5 -	41.176	108.7	45.976	126.1	43.996	110.3	2:11.148 <b>(2)</b>	81.49	0.692	14:27:27.027
6 -	41.657	108.9	46.280	125.9	44.224	111.1	2:12.161	80.87	1.705	14:29:39.188
7 -	41.043	<b>112.2</b>	45.987	124.9	44.206	111.1	2:11.236	81.44	0.780	14:31:50.424
8 -	41.081	108.4	46.106	126.3	44.033	110.1	2:11.220 <b>(3)</b>	81.45	0.764	14:34:01.644
9 -	42.437	108.9	46.741	124.5	43.886	108.0	2:13.064	80.32	2.608	14:36:14.708
10 -	41.215	105.3	46.305	125.6	44.041	109.2	2:11.561	81.24	1.105	14:38:26.269
11 -	<b>40.956</b>	109.6	46.635	125.2	44.086	108.2	2:11.677	81.16	1.221	14:40:37.946
12 -	41.059	109.8	45.862	<b>127.3</b>	44.432	110.3	2:11.353	81.36	0.897	14:42:49.299
13 -	41.421	110.5	46.609	125.4	44.052	109.1	2:12.082	80.92	1.626	14:45:01.381
<b>14 -</b>	<b>40.956</b>	111.1	<b>45.824</b>	125.9	<b>43.676</b>	107.2	<b>2:10.456 (1)</b>	<b>81.92</b>		<b>14:47:11.837</b>

P17 11		Rossi DOBSON					Honda - Rossi Dobson			
IDEAL LAP TIME : 2:10.490		BEST LAP TIME : 2:10.822					DIFFERENCE : 0.332			
LAP	SECTOR 1	SECTOR 2		SECTOR 3		LAP TIME	MPH	DIFF	TIME OF DAY	
1 -		102.2	46.849	123.3	44.097	112.4	2:18.932	76.92	8.110	14:18:35.305
2 -	41.684	107.0	46.090	124.5	44.028	112.0	2:11.802	81.09	0.980	14:20:47.107
3 -	41.159	<b>108.5</b>	46.126	123.5	44.595	109.2	2:11.880	81.04	1.058	14:22:58.987
4 -	41.159	106.1	46.167	<b>125.6</b>	52.375	111.4	2:19.701	76.50	8.879	14:25:18.688
5 -	41.718	106.8	46.393	124.7	44.474	110.7	2:12.585	80.61	1.763	14:27:31.273
6 -	41.467	107.0	46.160	123.5	44.311	112.2	2:11.938	81.00	1.116	14:29:43.211
7 -	<b>40.914</b>	108.0	46.291	122.6	44.062	<b>112.5</b>	2:11.267	81.42	0.445	14:31:54.478
8 -	41.066	106.1	46.043	123.1	43.930	110.3	2:11.039 <b>(2)</b>	81.56	0.217	14:34:05.517
9 -	41.406	105.3	47.219	124.9	<b>43.676</b>	111.1	2:12.301	80.78	1.479	14:36:17.818
10 -	41.148	<b>108.5</b>	46.551	125.2	43.951	112.0	2:11.650	81.18	0.828	14:38:29.468
11 -	41.198	104.8	46.431	123.5	44.007	110.1	2:11.636	81.19	0.814	14:40:41.104
12 -	41.053	107.2	46.160	124.5	44.051	110.0	2:11.264 <b>(3)</b>	81.42	0.442	14:42:52.368
13 -	41.109	107.0	46.244	123.1	44.004	110.0	2:11.357	81.36	0.535	14:45:03.725
<b>14 -</b>	41.056	105.6	<b>45.900</b>	124.0	43.866	110.5	<b>2:10.822 (1)</b>	<b>81.69</b>		<b>14:47:14.547</b>

P18 2		Rhys COATES					Honda - Ernie Coates Race Support			
IDEAL LAP TIME : 2:11.147		BEST LAP TIME : 2:11.208					DIFFERENCE : 0.061			
LAP	SECTOR 1	SECTOR 2		SECTOR 3		LAP TIME	MPH	DIFF	TIME OF DAY	
1 -		97.5	47.862	123.1	44.959	<b>111.1</b>	2:22.895	74.79	11.687	14:18:39.268
2 -	41.628	99.8	46.682	124.2	45.227	110.0	2:13.537	80.03	2.329	14:20:52.805
3 -	42.009	101.3	47.241	121.1	45.001	107.0	2:14.251	79.61	3.043	14:23:07.056
4 -	41.868	102.9	47.106	121.7	44.942	108.7	2:13.916	79.81	2.708	14:25:20.972
5 -	42.051	101.2	46.982	123.8	44.538	107.2	2:13.571	80.01	2.363	14:27:34.543
6 -	41.853	103.8	47.265	124.2	44.179	109.1	2:13.297	80.18	2.089	14:29:47.840
7 -	41.861	99.7	47.397	118.7	44.810	108.4	2:14.068	79.72	2.860	14:32:01.908
8 -	41.767	98.9	47.605	122.9	44.342	106.1	2:13.714	79.93	2.506	14:34:15.622
9 -	41.931	102.4	46.597	124.5	45.722	107.0	2:14.250	79.61	3.042	14:36:29.872
10 -	42.147	104.6	46.871	122.0	44.146	108.0	2:13.164	80.26	1.956	14:38:43.036
11 -	<b>41.230</b>	102.7	46.247	124.0	44.011	107.2	2:11.488 <b>(2)</b>	81.28	0.280	14:40:54.524
12 -	41.614	105.3	45.995	<b>125.4</b>	<b>43.943</b>	105.6	2:11.552 <b>(3)</b>	81.24	0.344	14:43:06.076
<b>13 -</b>	41.280	105.1	<b>45.974</b>	121.3	43.954	107.2	<b>2:11.208 (1)</b>	<b>81.45</b>		<b>14:45:17.284</b>
14 -	41.571	<b>107.3</b>	46.176	120.0	44.223	107.7	2:11.970	80.98	0.762	14:47:29.254

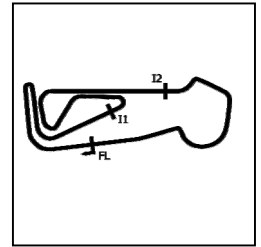


MCRCB BULLETIN TK164

2020 Bennetts British Superbike Championship - Monster Round 2

2020 Honda British Talent Cup

RACE 1 - SECTOR ANALYSIS



SECTOR 1 = FL to I1, SECTOR 2 = I1 to I2, SECTOR 3 = I2 to FL, DIFF = Difference To Personal Best Lap, P = Crossed Finish Line in Pit Lane, D = Time Disallowed

P19 65		Alexander ROWAN					Honda - Alexander Rowan Racing			
IDEAL LAP TIME : 2:10.789		BEST LAP TIME : 2:10.891			DIFFERENCE : 0.102					
LAP	SECTOR 1	SECTOR 2	SECTOR 3	LAP TIME	MPH	DIFF	TIME OF DAY			
1 -		110.7	48.556	126.1	46.616	113.1	2:25.647	73.38	14.756	14:18:42.020
2 -	43.188	106.8	47.515	127.5	44.774	114.7	2:15.477	78.89	4.586	14:20:57.497
3 -	42.702	107.8	46.711	129.0	44.603	113.5	2:14.016	79.75	3.125	14:23:11.513
4 -	42.440	109.6	46.863	128.8	44.755	113.9	2:14.058	79.72	3.167	14:25:25.571
5 -	42.451	108.9	46.646	129.8	45.859	113.5	2:14.956	79.19	4.065	14:27:40.527
6 -	42.236	106.1	46.536	126.1	45.780	114.9	2:14.552	79.43	3.661	14:29:55.079
7 -	42.856	110.7	46.408	128.8	44.808	114.3	2:14.072	79.71	3.181	14:32:09.151
8 -	42.384	106.8	45.971	130.0	44.309	113.3	2:12.664	80.56	1.773	14:34:21.815
9 -	41.711	112.7	45.929	127.0	44.298	115.3	2:11.938 (3)	81.00	1.047	14:36:33.753
10 -	41.175	<b>113.9</b>	<b>45.698</b>	130.3	<b>44.233</b>	<b>115.9</b>	2:11.106 (2)	81.52	0.215	14:38:44.859
<b>11 -</b>	<b>40.878</b>	108.5	45.800	<b>130.5</b>	<b>44.213</b>	114.3	<b>2:10.891 (1)</b>	<b>81.65</b>		<b>14:40:55.750</b>
12 -	42.122	107.7	45.746	128.3	44.722	112.2	2:12.590	80.61	1.699	14:43:08.340
13 -	41.612	110.0	45.957	128.5	44.468	112.9	2:12.037	80.94	1.146	14:45:20.377
14 -	41.987	111.2	46.097	128.8	44.623	112.9	2:12.707	80.53	1.816	14:47:33.084

P20 52		Evan BELFORD					Honda - City Lifting by RS Racing			
IDEAL LAP TIME : 2:08.609		BEST LAP TIME : 2:08.968			DIFFERENCE : 0.359					
LAP	SECTOR 1	SECTOR 2	SECTOR 3	LAP TIME	MPH	DIFF	TIME OF DAY			
1 -		103.0	46.382	130.3	44.023	114.5	3:13.401	55.26	1:04.433	14:19:29.774
2 -	40.322	110.1	45.568	130.3	43.693	113.7	2:09.583	82.48	0.615	14:21:39.357
3 -	40.267	108.2	45.939	129.5	43.984	112.7	2:10.190	82.09	1.222	14:23:49.547
4 -	40.434	112.7	45.403	129.8	43.232	112.7	2:09.069 (3)	82.80	0.101	14:25:58.616
<b>5 -</b>	40.465	<b>114.7</b>	<b>45.316</b>	<b>131.3</b>	43.187	112.4	<b>2:08.968 (1)</b>	<b>82.87</b>		<b>14:28:07.584</b>
6 -	40.562	111.4	45.416	130.5	43.506	113.7	2:09.484	82.54	0.516	14:30:17.068
7 -	<b>40.248</b>	112.0	45.771	128.8	43.409	112.7	2:09.428	82.57	0.460	14:32:26.496
8 -	40.462	111.6	45.330	131.0	43.238	111.2	2:09.030 (2)	82.83	0.062	14:34:35.526
9 -	40.829	113.3	45.783	128.8	43.440	112.0	2:10.052	82.18	1.084	14:36:45.578
10 -	41.047	113.1	45.507	129.5	43.318	113.5	2:09.872	82.29	0.904	14:38:55.450
11 -	40.545	113.9	45.834	128.3	43.546	112.2	2:09.925	82.26	0.957	14:41:05.375
12 -	40.570	112.4	45.585	130.5	43.265	111.6	2:09.420	82.58	0.452	14:43:14.795
13 -	40.485	113.1	45.436	128.8	43.271	112.4	2:09.192	82.73	0.224	14:45:23.987
14 -	40.725	113.1	45.413	130.3	<b>43.045</b>	<b>115.7</b>	2:09.183	82.73	0.215	14:47:33.170

P21 90		Harry COOK					Honda - JDF Racing			
IDEAL LAP TIME : 2:11.329		BEST LAP TIME : 2:11.803			DIFFERENCE : 0.474					
LAP	SECTOR 1	SECTOR 2	SECTOR 3	LAP TIME	MPH	DIFF	TIME OF DAY			
1 -		101.9	47.841	122.4	44.601	<b>109.8</b>	2:23.550	74.45	11.747	14:18:39.923
2 -	43.040	100.9	47.353	120.9	45.040	108.2	2:15.433	78.91	3.630	14:20:55.356
3 -	42.288	105.0	47.967	120.2	44.958	105.6	2:15.213	79.04	3.410	14:23:10.569
4 -	42.790	106.8	48.159	120.6	44.778	107.7	2:15.727	78.74	3.924	14:25:26.296
5 -	42.206	106.1	46.669	123.5	44.874	106.0	2:13.749	79.91	1.946	14:27:40.045
6 -	41.706	107.7	47.122	122.6	44.432	107.5	2:13.260	80.20	1.457	14:29:53.305
7 -	42.149	105.1	47.056	121.1	44.328	107.5	2:13.533	80.04	1.730	14:32:06.838
8 -	41.556	107.0	47.096	121.7	44.669	105.1	2:13.321	80.16	1.518	14:34:20.159
9 -	42.017	107.7	47.077	<b>123.8</b>	44.574	106.8	2:13.668	79.95	1.865	14:36:33.827
<b>10 -</b>	41.581	108.9	46.486	122.4	<b>43.736</b>	109.1	<b>2:11.803 (1)</b>	<b>81.09</b>		<b>14:38:45.630</b>
11 -	41.194	108.7	46.597	122.0	44.246	107.0	2:12.037 (3)	80.94	0.234	14:40:57.667
12 -	<b>41.131</b>	<b>109.1</b>	<b>46.462</b>	<b>123.8</b>	44.346	105.3	2:11.939 (2)	81.00	0.136	14:43:09.606
13 -	41.636	107.8	46.696	121.3	44.155	107.5	2:12.487	80.67	0.684	14:45:22.093
14 -	41.639	107.0	46.850	122.2	44.266	107.0	2:12.755	80.50	0.952	14:47:34.848

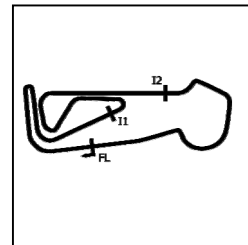
Weather / Track : Cloudy / Dry

Snetterton 300  
Circuit Length = 2.9689 miles  
Start: 14:16 Flag 14:45 End: 14:48

## 2020 Bennetts British Superbike Championship - Monster Round 2

## 2020 Honda British Talent Cup

## RACE 1 - SECTOR ANALYSIS



SECTOR 1 = FL to I1, SECTOR 2 = I1 to I2, SECTOR 3 = I2 to FL, DIFF = Difference To Personal Best Lap, P = Crossed Finish Line in Pit Lane, D = Time Disallowed

P22 74		James COOK			Honda - Wilson Racing								
IDEAL LAP TIME : 2:06.587		BEST LAP TIME : 2:07.108			DIFFERENCE : 0.521								
LAP	SECTOR 1	SECTOR 2	SECTOR 3	LAP TIME	MPH	DIFF	TIME OF DAY						
1 -		103.0	45.636	<b>128.8</b>	43.114	<b>115.1</b>	2:16.261	78.43	9.153	14:18:32.634			
2 -	<b>39.714</b>	107.5	45.014	127.3	42.380	114.1	<b>2:07.108 (1)</b>	<b>84.08</b>		<b>14:20:39.742</b>			
3 -	39.846	111.1	45.346	127.8	42.913	112.5	2:08.105	83.43	0.997	14:22:47.847			
4 -	40.104	108.5	45.308	127.8	42.774	113.9	2:08.186	83.37	1.078	14:24:56.033			
5 -	40.359	111.2	45.011	128.3	42.606	108.4	2:07.976	83.51	0.868	14:27:04.009			
6 -	40.275	108.9	45.132	127.8	42.342	108.9	2:07.749 (3)	83.66	0.641	14:29:11.758			
7 -	40.751	108.0	45.134	126.3	42.192	110.3	2:08.077	83.45	0.969	14:31:19.835			
8 -	40.247	<b>112.5</b>	<b>44.805</b>	123.1	<b>42.068</b>	107.2	2:07.120 (2)	84.07	0.012	14:33:26.955			
9 -	40.097	104.6	45.628	115.5	43.241	99.1	2:08.966	82.87	1.858	14:35:35.921			
10 -	42.177	100.4	47.739	107.5	44.870	91.4	2:14.786	79.29	7.678	14:37:50.707			
11 -	44.326	98.2	48.235	100.6	48.547	80.5	2:21.108	75.74	14.000	14:40:11.815			
12 -	45.528	90.0	51.521	77.4	50.522	73.0	2:27.571	72.42	20.463	14:42:39.386			
13 -	47.858	83.5	1:00.718	83.7	49.510	80.6	2:38.086	67.60	30.978	14:45:17.472			
14 -	50.607	87.0	51.849	94.7	47.873	86.2	2:30.329	71.09	23.221	14:47:47.801			

P23 7		Jamie LYONS			Honda - Jamie Lyons Racing								
IDEAL LAP TIME : 2:04.382		BEST LAP TIME : 2:04.708			DIFFERENCE : 0.326								
LAP	SECTOR 1	SECTOR 2	SECTOR 3	LAP TIME	MPH	DIFF	TIME OF DAY						
1 -		112.5	44.860	127.8	42.405	107.5	2:13.950	79.79	9.242	14:18:30.323			
2 -	39.973	111.2	44.206	129.3	41.445	<b>114.7</b>	2:05.624	85.07	0.916	14:20:35.947			
3 -	39.461	111.6	44.424	127.5	41.798	112.2	2:05.683	85.03	0.975	14:22:41.630			
4 -	39.644	112.0	44.343	127.3	41.645	111.2	2:05.632	85.07	0.924	14:24:47.262			
5 -	39.202	112.2	44.536	127.0	41.763	111.2	2:05.501	85.16	0.793	14:26:52.763			
6 -	39.431	<b>113.5</b>	<b>43.949</b>	128.3	42.429	112.7	2:05.809	84.95	1.101	14:28:58.572			
7 -	39.575	<b>113.5</b>	44.108	127.8	41.502	113.9	2:05.185 (3)	85.37	0.477	14:31:03.757			
8 -	<b>39.106</b>	112.7	44.351	128.0	41.514	112.9	2:04.971 (2)	85.52	0.263	14:33:08.728			
9 -	39.174	113.3	44.207	<b>129.5</b>	<b>41.327</b>	112.7	<b>2:04.708 (1)</b>	<b>85.70</b>		<b>14:35:13.436</b>			

P24 27		Calum BEACH			Honda - Calum Beach Racing / SP125 Racing								
IDEAL LAP TIME : 2:10.534		BEST LAP TIME : 2:10.534			DIFFERENCE : 0.000								
LAP	SECTOR 1	SECTOR 2	SECTOR 3	LAP TIME	MPH	DIFF	TIME OF DAY						
1 -		104.3	47.095	122.9	45.019	109.6	2:20.653	75.98	10.119	14:18:37.026			
2 -	42.053	103.8	46.304	124.2	44.253	110.1	2:12.610	80.59	2.076	14:20:49.636			
3 -	41.164	105.0	45.956	125.4	44.827	108.4	2:11.947 (2)	81.00	1.413	14:23:01.583			
4 -	41.505	98.9	46.559	123.1	44.374	108.2	2:12.438	80.70	1.904	14:25:14.021			
5 -	41.825	109.2	46.429	123.8	44.202	109.4	2:12.456	80.69	1.922	14:27:26.477			
6 -	41.667	<b>110.3</b>	46.298	123.8	44.382	108.4	2:12.347	80.75	1.813	14:29:38.824			
7 -	41.313	109.2	46.530	124.9	44.231	<b>110.5</b>	2:12.074 (3)	80.92	1.540	14:31:50.898			
8 -	<b>41.008</b>	104.2	<b>45.766</b>	<b>125.9</b>	<b>43.760</b>	110.1	<b>2:10.534 (1)</b>	<b>81.87</b>		<b>14:34:01.432</b>			

P25 72		Casey O'GORMAN			Honda - Microlise Cresswell Racing								
IDEAL LAP TIME : 2:04.516		BEST LAP TIME : 2:04.996			DIFFERENCE : 0.480								
LAP	SECTOR 1	SECTOR 2	SECTOR 3	LAP TIME	MPH	DIFF	TIME OF DAY						
1 -		109.1	44.747	<b>132.3</b>	42.223	116.1	2:12.603	80.60	7.607	14:18:28.976			
2 -	39.631	113.1	44.354	126.6	42.149	<b>119.1</b>	2:06.134	84.73	1.138	14:20:35.110			
3 -	39.197	109.8	44.194	131.0	41.632	115.1	2:05.023 (2)	85.48	0.027	14:22:40.133			
4 -	39.199	<b>117.1</b>	44.043	131.5	41.754	116.3	<b>2:04.996 (1)</b>	<b>85.50</b>		<b>14:24:45.129</b>			
5 -	39.262	116.3	44.615	130.8	42.003	113.3	2:05.880	84.90	0.884	14:26:51.009			
6 -	39.817	116.1	44.521	131.0	42.706	115.3	2:07.044	84.12	2.048	14:28:58.053			
7 -	39.671	115.1	<b>43.886</b>	131.5	<b>41.547</b>	<b>119.1</b>	2:05.104 (3)	85.43	0.108	14:31:03.157			

# MCRCB BULLETIN TK165

## 2020 Bennetts British Superbike Championship - Monster Round 2

### 2020 Honda British Talent Cup

#### RACE 1 - BEST SECTORS

SECTOR 1			SECTOR 2			SECTOR 3			IDEAL / BEST COMPARISON						
POS	NO	NAME	TIME	NO	NAME	TIME	NO	NAME	TIME	POS	NO	NAME	IDEAL	BEST	DIFF
													<b>PERFECT LAP</b>	<b>2:03.442</b>	
1	16	CLARIDGE	38.947	16	CLARIDGE	43.611	17	BOURNE	40.884	1	17	BOURNE	2:03.522	2:03.801	0.279
2	17	BOURNE	38.972	17	BOURNE	43.666	8	O'SHEA	41.007	2	16	CLARIDGE	2:03.663	2:04.282	0.619
3	71	FARRER	38.972	71	FARRER	43.674	71	FARRER	41.093	3	71	FARRER	2:03.739	2:04.191	0.452
4	8	O'SHEA	39.065	8	O'SHEA	43.792	16	CLARIDGE	41.105	4	8	O'SHEA	2:03.864	2:03.926	0.062
5	72	O'GORMAN	39.083	72	O'GORMAN	43.886	7	LYONS	41.327	5	7	LYONS	2:04.382	2:04.708	0.326
6	7	LYONS	39.106	7	LYONS	43.949	72	O'GORMAN	41.547	6	72	O'GORMAN	2:04.516	2:04.996	0.480
7	46	DUFTON	39.527	46	DUFTON	44.420	74	COOK	42.068	7	46	DUFTON	2:06.076	2:06.319	0.243
8	74	COOK	39.714	99	STUART-CAMPBEL	44.694	46	DUFTON	42.129	8	74	COOK	2:06.587	2:07.108	0.521
9	37	TINKER	39.853	15	CROSBY	44.706	37	TINKER	42.302	9	99	STUART-CAMPBELL	2:06.999	2:07.350	0.351
10	48	WALKER	39.861	48	WALKER	44.750	99	STUART-CAMPBEL	42.365	10	37	TINKER	2:07.002	2:07.284	0.282
11	99	STUART-CAMPBEL	39.940	74	COOK	44.805	48	WALKER	42.410	11	48	WALKER	2:07.021	2:07.598	0.577
12	66	THOMAS	40.083	37	TINKER	44.847	15	CROSBY	42.437	12	15	CROSBY	2:07.256	2:07.587	0.331
13	15	CROSBY	40.113	43	HITCHCOCK	45.077	66	THOMAS	42.792	13	66	THOMAS	2:08.108	2:08.108	0.000
14	52	BELFORD	40.248	14	PENDRILL	45.088	43	HITCHCOCK	42.875	14	43	HITCHCOCK	2:08.411	2:08.675	0.264
15	43	HITCHCOCK	40.459	66	THOMAS	45.233	14	PENDRILL	42.951	15	52	BELFORD	2:08.609	2:08.968	0.359
16	57	HIATT	40.853	52	BELFORD	45.316	52	BELFORD	43.045	16	14	PENDRILL	2:08.967	2:09.229	0.262
17	65	ROWAN	40.878	65	ROWAN	45.698	44	HILL	43.060	17	44	HILL	2:09.816	2:10.520	0.704
18	44	HILL	40.914	4	MOUNSEY	45.716	4	MOUNSEY	43.267	18	57	HIATT	2:09.973	2:10.394	0.421
19	11	DOBSON	40.914	27	BEACH	45.766	57	HIATT	43.341	19	4	MOUNSEY	2:10.403	2:10.881	0.478
20	14	PENDRILL	40.928	57	HIATT	45.779	69	SCOTT	43.676	20	69	SCOTT	2:10.456	2:10.456	0.000
21	69	SCOTT	40.956	69	SCOTT	45.824	11	DOBSON	43.676	21	11	DOBSON	2:10.490	2:10.822	0.332
22	27	BEACH	41.008	44	HILL	45.842	90	COOK	43.736	22	27	BEACH	2:10.534	2:10.534	0.000
23	90	COOK	41.131	11	DOBSON	45.900	27	BEACH	43.760	23	65	ROWAN	2:10.789	2:10.891	0.102
24	2	COATES	41.230	2	COATES	45.974	2	COATES	43.943	24	2	COATES	2:11.147	2:11.208	0.061
25	4	MOUNSEY	41.420	90	COOK	46.462	65	ROWAN	44.213	25	90	COOK	2:11.329	2:11.803	0.474
26															

Weather / Track : Cloudy / Dry

Results can be found at [www.tsl-timing.com](http://www.tsl-timing.com)

Snetterton 300

Circuit Length = 2.9689 miles

Start: 14:16 Flag 14:45 End: 14:48

Printed - 14:54 Saturday, 22 August 2020

**MCRCB BULLETIN TK166****2020 Bennetts British Superbike Championship - Monster Round 2****2020 Honda British Talent Cup****RACE 1 - BEST SPEEDS**

POS	INTERMEDIATE 1			INTERMEDIATE 2			FINISH LINE		
	NO	NAME	MPH	NO	NAME	MPH	NO	NAME	MPH
1	72	O'GORMAN	117.1	8	O'SHEA	132.6	8	O'SHEA	119.4
2	8	O'SHEA	116.3	72	O'GORMAN	132.3	72	O'GORMAN	119.1
3	16	CLARIDGE	116.1	71	FARRER	131.8	71	FARRER	117.3
4	4	MOUNSEY	116.1	52	BELFORD	131.3	16	CLARIDGE	116.9
5	71	FARRER	115.3	65	ROWAN	130.5	48	WALKER	115.9
6	17	BOURNE	114.9	4	MOUNSEY	130.0	4	MOUNSEY	115.9
7	52	BELFORD	114.7	7	LYONS	129.5	65	ROWAN	115.9
8	99	STUART-CAMPBELL	114.3	46	DUFTON	129.3	66	THOMAS	115.7
9	65	ROWAN	113.9	37	TINKER	129.3	52	BELFORD	115.7
10	15	CROSBY	113.5	16	CLARIDGE	129.0	37	TINKER	115.3
11	7	LYONS	113.5	15	CROSBY	129.0	17	BOURNE	115.1
12	46	DUFTON	113.3	74	COOK	128.8	74	COOK	115.1
13	43	HITCHCOCK	112.9	17	BOURNE	128.5	7	LYONS	114.7
14	74	COOK	112.5	99	STUART-CAMPBELL	128.3	46	DUFTON	114.1
15	37	TINKER	112.4	48	WALKER	128.0	99	STUART-CAMPBELL	113.9
16	66	THOMAS	112.2	69	SCOTT	127.3	43	HITCHCOCK	113.9
17	69	SCOTT	112.2	44	HILL	126.3	15	CROSBY	113.7
18	44	HILL	112.0	57	HIATT	126.3	44	HILL	112.5
19	48	WALKER	111.4	27	BEACH	125.9	11	DOBSON	112.5
20	57	HIATT	111.1	43	HITCHCOCK	125.6	69	SCOTT	112.4
21	27	BEACH	110.3	11	DOBSON	125.6	57	HIATT	111.2
22	90	COOK	109.1	66	THOMAS	125.4	2	COATES	111.1
23	11	DOBSON	108.5	14	PENDRILL	125.4	27	BEACH	110.5
24	14	PENDRILL	107.7	2	COATES	125.4	90	COOK	109.8
25	2	COATES	107.3	90	COOK	123.8	14	PENDRILL	109.4
26									

Weather / Track : Cloudy / Dry

Results can be found at [www.tsl-timing.com](http://www.tsl-timing.com)Snetterton 300  
Circuit Length = 2.9689 miles  
Start: 14:16 Flag 14:45 End: 14:48

Printed - 14:54 Saturday, 22 August 2020

**MCRCB BULLETIN TK167****2020 Bennetts British Superbike Championship - Monster Round 2****2020 Honda British Talent Cup****RACE 1 - FASTEST LAP CLASSIFICATION**

POS	RACE POS	NO	NAME	NAT	ENTRY	BEST	ON
1	1	17	Franco BOURNE	GBR	Honda - Franco Bourne Racing / SP125 Racing	2:03.801	14
2	2	8	Eddie O'SHEA	GBR	Honda - WAM	2:03.926	14
3	3	71	Charlie FARRER	GBR	Honda - Victoria House Racing Academy / Mortimer Racing	2:04.191	14
4	4	16	Harvey CLARIDGE	GBR	Honda - City Lifting / SP125 Racing	2:04.282	14
5	23	7	Jamie LYONS	GBR	Honda - Jamie Lyons Racing	2:04.708	9
6	25	72	Casey O'GORMAN	GBR	Honda - Microlise Cresswell Racing	2:04.996	4
7	5	46	Elliott DUFTON	GBR	Honda - D&D Racing	2:06.319	2
8	22	74	James COOK	GBR	Honda - Wilson Racing	2:07.108	2
9	6	37	Corey TINKER	GBR	Honda - Stauff Fluid Power Academy	2:07.284	9
10	9	99	Bailey STUART-CAMPBELL	GBR	Honda - 151s S-C Racing	2:07.350	14
11	7	15	Harrison CROSBY	GBR	Honda - Banks Racing	2:07.587	13
12	8	48	Ollie WALKER	GBR	Honda - Moto Rapido / SP125 Racing	2:07.598	13
13	11	66	Annabel THOMAS	GBR	Honda - Microlise Cresswell Racing	2:08.108	14
14	10	43	Ryan HITCHCOCK	GBR	Honda - Wilson Racing	2:08.675	11
15	20	52	Evan BELFORD	GBR	Honda - City Lifting by RS Racing	2:08.968	5
16	12	14	Evann PENDRILL	GBR	Honda - VHC Racing	2:09.229	14
17	14	57	Josh HIATT	GBR	Honda - Wilson Racing	2:10.394	10
18	16	69	Gary SCOTT	GBR	Honda - Scott Racing	2:10.456	14
19	13	44	Lucas HILL	GBR	Honda - Ashcourt Racing	2:10.520	8
20	24	27	Calum BEACH	GBR	Honda - Calum Beach Racing / SP125 Racing	2:10.534	8
21	17	11	Rossi DOBSON	GBR	Honda - Rossi Dobson	2:10.822	14
22	15	4	Sullivan MOUNSEY	GBR	Honda - Lloyd & Jones PR Racing	2:10.881	14
23	19	65	Alexander ROWAN	GBR	Honda - Alexander Rowan Racing	2:10.891	11
24	18	2	Rhys COATES	GBR	Honda - Ernie Coates Race Support	2:11.208	13
25	21	90	Harry COOK	GBR	Honda - JDF Racing	2:11.803	10

Weather / Track : Cloudy / Dry

Results can be found at [www.tsl-timing.com](http://www.tsl-timing.com)

Snetterton 300

Circuit Length = 2.9689 miles

Start: 14:16 Flag 14:45 End: 14:48

Printed - 14:51 Saturday, 22 August 2020

# MCRCB BULLETIN TK168

## 2020 Bennetts British Superbike Championship - Monster Round 2

### 2020 Honda British Talent Cup

#### RACE 1 - STATISTICS

<b>Competitors Started</b>	25
<b>Planned Start</b>	2020-08-22 @ 14:15:00.000
<b>Actual Start</b>	2020-08-22 @ 14:16:16.372
<b>Finish Time</b>	2020-08-22 @ 14:45:33.396
<b>Track Length</b>	2.9689mi.
<b>Total Laps</b>	332
<b>Total Distance Covered</b>	985.6786mi.

#### Session Fastest Lap History

NO	NAME	LAP TIME	TIME OF DAY	LAP	VEHICLE
17	Franco BOURNE	<b>2:06.012</b>	14:20:34.819	2	Honda
16	Harvey CLARIDGE	<b>2:05.575</b>	14:20:35.140	2	Honda
17	Franco BOURNE	<b>2:04.738</b>	14:22:39.558	3	Honda
17	Franco BOURNE	<b>2:04.588</b>	14:31:02.350	7	Honda
8	Eddie O'SHEA	<b>2:04.397</b>	14:35:12.124	9	Honda
17	Franco BOURNE	<b>2:04.022</b>	14:39:21.192	11	Honda
17	Franco BOURNE	<b>2:03.801</b>	14:45:33.415	14	Honda

#### Session Leader History

NO	NAME	FROM LAP	LAPS LED	DISTANCE	VEHICLE
17	Franco BOURNE	1	3	8.90 miles	Honda
72	Casey O'GORMAN	4	2	5.93 miles	Honda
71	Charlie FARRER	6	1	2.96 miles	Honda
17	Franco BOURNE	7	1	2.96 miles	Honda
71	Charlie FARRER	8	1	2.96 miles	Honda
8	Eddie O'SHEA	9	1	2.96 miles	Honda
17	Franco BOURNE	10	5	14.84 miles	Honda

#### Flag History

TYPE	TIME OF DAY
GREEN	14:16:16.372
FINISH	14:45:33.396

#### Flag Statistics

TYPE	COUNT	TOTAL LAPS	TOTAL TIME
Green	1	14	31:52.319
Red	0	0	0.000
Safety Car	0	0	0.000
FCY	0	0	0.000

Weather / Track : Cloudy / Dry

Results can be found at [www.tsl-timing.com](http://www.tsl-timing.com)

Snetterton 300  
Circuit Length = 2.9689 miles  
Start: 14:16 Flag 14:45 End: 14:48

Printed - 14:54 Saturday, 22 August 2020

# MCRCB BULLETIN TK169

## 2020 Bennetts British Superbike Championship - Monster Round 2

### 2020 Honda British Talent Cup

#### RACE 1 - SESSION NOTES

TIME	MESSAGE
14:00:00	PIT LANE OPEN
14:05:00	PIT LANE CLOSED
14:08:00	5 MINUTES TO WARM UP LAP
14:10:00	3 MINUTES TO WARM UP LAP
14:12:00	1 MINUTE TO WARM UP LAP
14:12:30	30 SECONDS TO WARM UP LAP
14:13:00	GREEN FLAG - WARM UP LAP
14:14:50	RACE START
14:16:45	NO. 52 - STOPPED TECHNICAL PROBLEM AT GRID - DNS
14:17:29	NO. 52 - STOPPED TECHNICAL PROBLEM AT GRID - STARTED FROM PITLANE
14:18:32	NO JUMP STARTS
14:33:20	NO.72 ENTERED PITS
14:36:27	NO. 7 FALLER AT T4 AGOSTINI - RIDER OK

Weather / Track : Cloudy / Dry

Results can be found at [www.tsl-timing.com](http://www.tsl-timing.com)

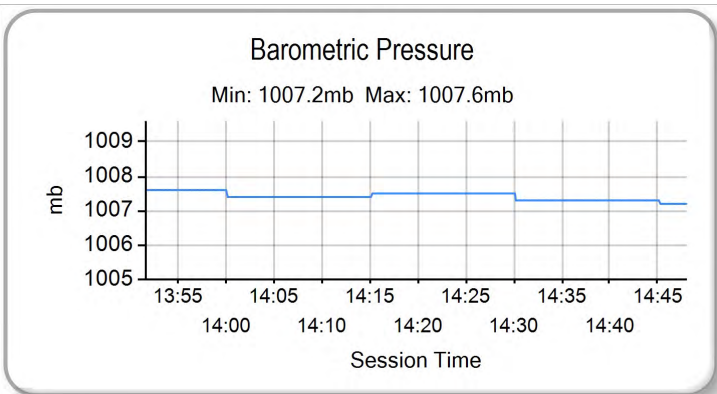
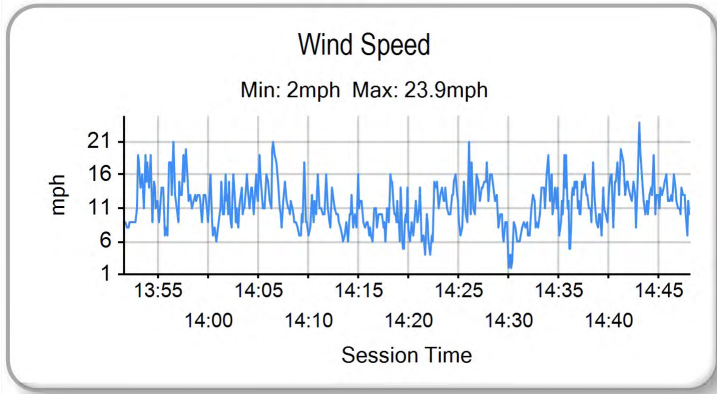
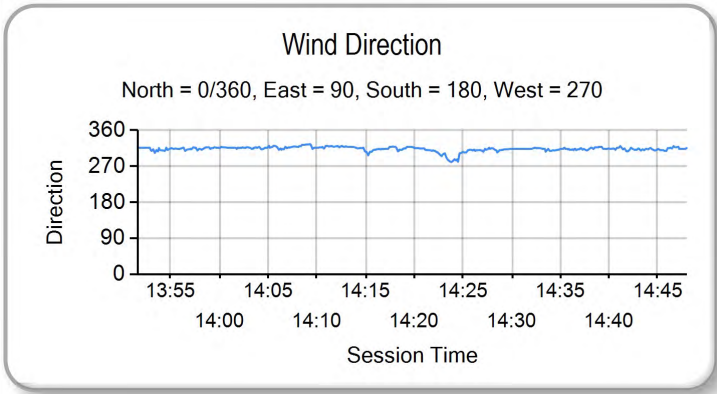
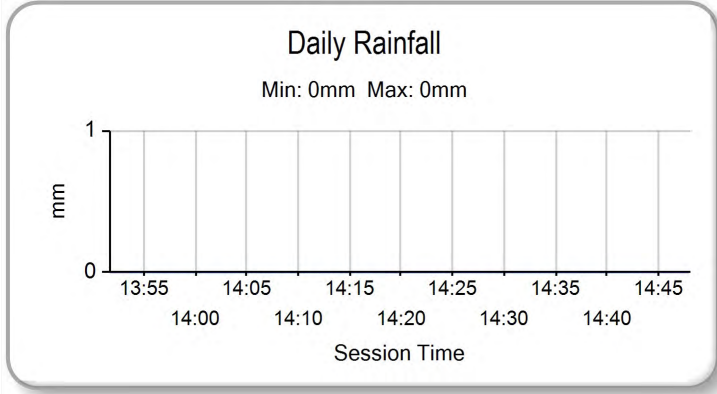
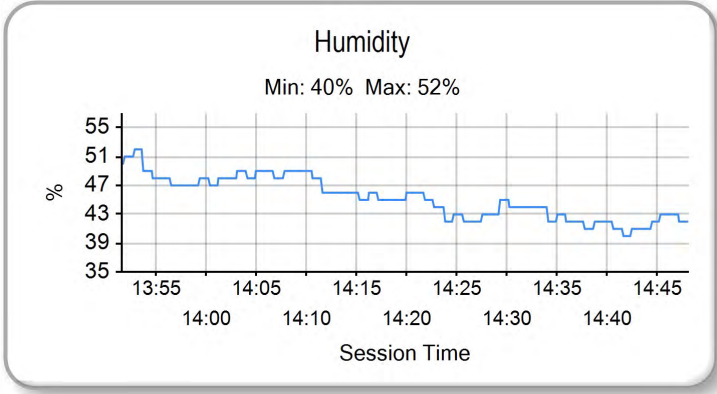
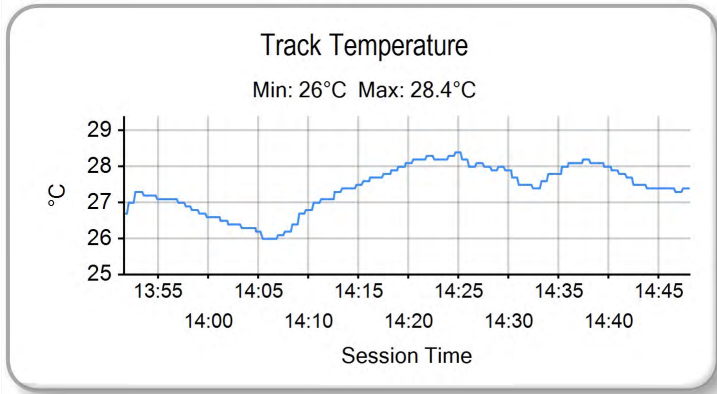
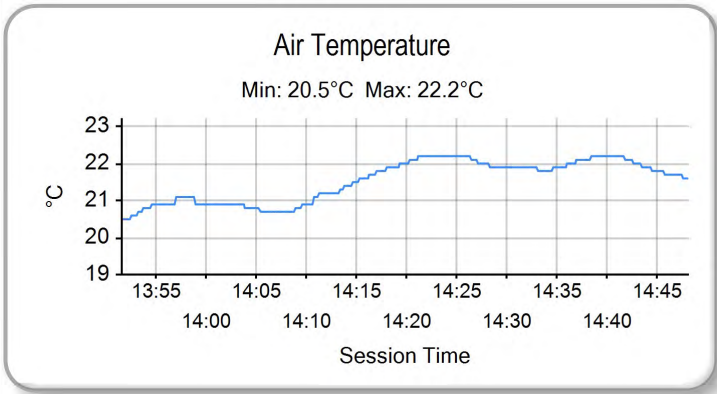
Snetterton 300  
Circuit Length = 2.9689 miles  
Start: 14:16 Flag 14:45 End: 14:48  
Printed - 14:55 Saturday, 22 August 2020

# MCRCB BULLETIN TK170

## 2020 Bennetts British Superbike Championship - Monster Round 2

### 2020 Honda British Talent Cup

#### RACE 1 - WEATHER CONDITIONS



Weather / Track : Cloudy / Dry

Results can be found at [www.tsl-timing.com](http://www.tsl-timing.com)

Snetterton 300  
Circuit Length = 2.9689 miles  
Start: 14:16 Flag 14:45 End: 14:48

Printed - 14:56 Saturday, 22 August 2020



**MCRCB BULLETIN TK171**

**2020 Honda British Talent Cup  
RIDERS POINTS ROUND 3**



		TOTAL	GAP	DIFF											Wins	Seconds	Thirds
					1 7th-9th August	2 Donington Park National	3 21st-23rd August	4 Snetterton 300	5 4th-6th September	6 Silverstone National	7 2nd-4th October	8 Donington Park GP	9 16th-18th October	10 Brands Hatch GP			
1	Franco BOURNE	70			20	25	25								2	1	0
2	Eddie O'SHEA	42	28		11	11	20								0	1	0
3	Harvey CLARIDGE	41	29	1	8	20	13								0	1	0
4	Charlie FARRER	32	38	9	16		16								0	0	2
5	Bailey STUART-CAMPBELL	32	38	0	9	16	7								0	0	1
6	Elliott DUFTON	27	43	5	6	10	11								0	0	0
7	Casey O'GORMAN	25	45	2	25										1	0	0
8	Harrison CROSBY	21	49	4	5	7	9								0	0	0
9	Corey TINKER	20	50	1	10		10								0	0	0
10	Ollie WALKER	20	50	0	3	9	8								0	0	0
11	Ryan HITCHCOCK	18	52	2	4	8	6								0	0	0
12	Evan BELFORD	13	57	5		13									0	0	0
13	Jamie LYONS	13	57	0	13										0	0	0
14	James COOK	13	57	0	7	6									0	0	0
15	Sullivan MOUNSEY	8	62	5	2	5	1								0	0	0
16	Evann PENDRILL	5	65	3	1		4								0	0	0
17	Annabel THOMAS	5	65	0			5								0	0	0
18	Gary SCOTT	4	66	1		4									0	0	0
19	Rossi DOBSON	3	67	1		3									0	0	0
20	Lucas HILL	3	67	0			3								0	0	0
21	Rhys COATES	2	68	1		2									0	0	0
22	Josh HIATT	2	68	0			2								0	0	0
23	Calum BEACH	1	69	1		1									0	0	0
24		0	70	1											0	0	0

**RACE 8 - GRID (14 Laps) - PROVISIONAL**

ROW 9		26	75	Jonathan GARNESS	25	90	Harry COOK	2:11.803					
ROW 8	24	2	Rhys COATES	2:11.208	23	65	Alexander ROWAN	2:10.891	22	4	Sullivan MOUNSEY	2:10.881	
ROW 7		21	11	Rossi DOBSON	2:10.822	20	27	Calum BEACH	2:10.534	19	44	Lucas HILL	2:10.520
ROW 6	18	69	Gary SCOTT	2:10.456	17	57	Josh HIATT	2:10.394	16	14	Evann PENDRILL	2:09.229	
ROW 5		15	52	Evan BELFORD	2:08.968	14	43	Ryan HITCHCOCK	2:08.675	13	66	Annabel THOMAS	2:08.108
ROW 4	12	48	Ollie WALKER	2:07.598	11	15	Harrison CROSBY	2:07.587	10	99	Bailey STUART-CAMPBELL	2:07.350	
ROW 3		9	37	Corey TINKER	2:07.284	8	74	James COOK	2:07.108	7	46	Elliott DUFTON	2:06.319
ROW 2	6	72	Casey O'GORMAN	2:04.996	5	7	Jamie LYONS	2:04.708	4	16	Harvey CLARIDGE	2:04.282	
ROW 1		3	71	Charlie FARRER	2:04.191	2	8	Eddie O'SHEA	2:03.926	1	17	Franco BOURNE	2:03.801
												<b>Pole</b>	

Snetterton 300  
Circuit Length = 2.9689 miles

These results are provisional until the conclusion of any judicial and technical matters.

Race Director :	Stewards :	Timekeeper :
-----------------	------------	--------------

Results can be found at [www.britishsuperbike.com](http://www.britishsuperbike.com)

Printed - 14:56 Saturday, 22 August 2020

POS	NO	NAME	NAT	ENTRY	TIME	ON	LAPS	GAP	DIFF	MPH
1	16	Harvey CLARIDGE	GBR	Honda - City Lifting / SP125 Racing	2:04.988	5	5			85.51
2	17	Franco BOURNE	GBR	Honda - Franco Bourne Racing / SP125 Racing	2:05.198	5	5	0.210	0.210	85.36
3	72	Casey O'GORMAN	GBR	Honda - Microlise Cresswell Racing	2:06.244	5	5	1.256	1.046	84.66
4	71	Charlie FARRER	GBR	Honda - Victoria House Racing Academy / Mortimer Racir	2:06.281	4	4	1.293	0.037	84.63
5	15	Harrison CROSBY	GBR	Honda - Banks Racing	2:06.619	4	5	1.631	0.338	84.41
6	52	Evan BELFORD	GBR	Honda - City Lifting by RS Racing	2:06.753	4	5	1.765	0.134	84.32
7	8	Eddie O'SHEA	GBR	Honda - WAM	2:06.904	5	5	1.916	0.151	84.22
8	46	Elliott DUFTON	GBR	Honda - D&D Racing	2:07.479	4	5	2.491	0.575	83.84
9	7	Jamie LYONS	GBR	Honda - Jamie Lyons Racing	2:07.773	5	5	2.785	0.294	83.64
10	37	Corey TINKER	GBR	Honda - Stauff Fluid Power Academy	2:07.865	5	5	2.877	0.092	83.58
11	48	Ollie WALKER	GBR	Honda - Moto Rapido / SP125 Racing	2:08.153	4	5	3.165	0.288	83.40
12	43	Ryan HITCHCOCK	GBR	Honda - Wilson Racing	2:08.289	4	5	3.301	0.136	83.31
13	4	Sullivan MOUNSEY	GBR	Honda - Lloyd & Jones PR Racing	2:09.610	5	5	4.622	1.321	82.46
14	14	Evann PENDRILL	GBR	Honda - VHC Racing	2:09.643	4	5	4.655	0.033	82.44
15	99	Bailey STUART-CAMPBELL	GBR	Honda - 151s S-C Racing	2:09.673	5	5	4.685	0.030	82.42
16	75	Jonathan GARNESS	GBR	Honda - Microlise Cresswell Racing	2:09.896	5	5	4.908	0.223	82.28
17	2	Rhys COATES	GBR	Honda - Ernie Coates Race Support	2:10.681	5	5	5.693	0.785	81.78
18	66	Annabel THOMAS	GBR	Honda - Microlise Cresswell Racing	2:10.785	5	5	5.797	0.104	81.72
19	57	Josh HIATT	GBR	Honda - Wilson Racing	2:10.923	4	5	5.935	0.138	81.63
20	11	Rossi DOBSON	GBR	Honda - Rossi Dobson	2:10.961	5	5	5.973	0.038	81.61
21	69	Gary SCOTT	GBR	Honda - Scott Racing	2:11.918	4	5	6.930	0.957	81.02
22	90	Harry COOK	GBR	Honda - JDF Racing	2:12.769	5	5	7.781	0.851	80.50
23	27	Calum BEACH	GBR	Honda - Calum Beach Racing / SP125 Racing	2:12.885	5	5	7.897	0.116	80.43
24	74	James COOK	GBR	Honda - Wilson Racing	2:13.481	2	4	8.493	0.596	80.07
25	44	Lucas HILL	GBR	Honda - Ashcourt Racing	2:13.658	5	5	8.670	0.177	79.96
26	65	Alexander ROWAN	GBR	Honda - Alexander Rowan Racing	2:13.898	5	5	8.910	0.240	79.82

Weather / Track : Cloudy / Dry

These results are provisional until the conclusion of any judicial and technical matters.

Snetterton 300

Circuit Length = 2.9689 miles

Start: 09:25 Flag 09:35 End: 09:38

Race Director :	Stewards :	Timekeeper :
-----------------	------------	--------------

Results can be found at [www.britishsuperbike.com](http://www.britishsuperbike.com)

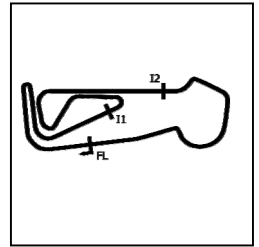
Printed - 09:38 Sunday, 23 August 2020

MCRCB BULLETIN TK256

2020 Bennetts British Superbike Championship - Monster Round 2

2020 Honda British Talent Cup

WARM UP - SECTOR ANALYSIS



SECTOR 1 = FL to I1, SECTOR 2 = I1 to I2, SECTOR 3 = I2 to FL, DIFF = Difference To Personal Best Lap, P = Crossed Finish Line in Pit Lane, D = Time Disallowed

P1 16		Harvey CLARIDGE					Honda - City Lifting / SP125 Racing				
IDEAL LAP TIME : 2:04.806		BEST LAP TIME : 2:04.988					DIFFERENCE : 0.182				
LAP	SECTOR 1	SECTOR 2		SECTOR 3		LAP TIME	MPH	DIFF	TIME OF DAY		
1 -	OUTLAP	105.0	45.517	127.0	42.019	114.3	2:12.055	80.93	7.067	09:27:17.532	
2 -	40.097	110.1	44.672	126.6	41.657	112.7	2:06.426	84.54	1.438	09:29:23.958	
3 -	39.591	<b>112.0</b>	44.662	126.3	41.844	113.3	2:06.097 (2)	84.76	1.109	09:31:30.055	
4 -	40.655	111.2	44.105	<b>128.5</b>	<b>41.342</b>	<b>115.7</b>	2:06.102 (3)	84.75	1.114	09:33:36.157	
5 -	<b>39.428</b>	111.1	<b>44.036</b>	127.5	41.524	112.7	<b>2:04.988 (1)</b>	<b>85.51</b>		<b>09:35:41.145</b>	

P2 17		Franco BOURNE					Honda - Franco Bourne Racing / SP125 Racing				
IDEAL LAP TIME : 2:05.196		BEST LAP TIME : 2:05.198					DIFFERENCE : 0.002				
LAP	SECTOR 1	SECTOR 2		SECTOR 3		LAP TIME	MPH	DIFF	TIME OF DAY		
1 -	OUTLAP	105.3	45.590	126.3	42.644	113.7	2:12.213	80.83	7.015	09:27:16.322	
2 -	40.426	108.4	46.103	<b>127.3</b>	41.510	115.5	2:08.039	83.47	2.841	09:29:24.361	
3 -	39.467	<b>112.0</b>	44.453	126.3	42.031	<b>115.7</b>	2:05.951 (3)	84.85	0.753	09:31:30.312	
4 -	39.845	111.4	<b>44.272</b>	125.4	41.560	112.7	2:05.677 (2)	85.04	0.479	09:33:35.989	
5 -	<b>39.430</b>	111.8	44.274	126.3	<b>41.494</b>	114.3	<b>2:05.198 (1)</b>	<b>85.36</b>		<b>09:35:41.187</b>	

P3 72		Casey O'GORMAN					Honda - Microlise Cresswell Racing				
IDEAL LAP TIME : 2:06.104		BEST LAP TIME : 2:06.244					DIFFERENCE : 0.140				
LAP	SECTOR 1	SECTOR 2		SECTOR 3		LAP TIME	MPH	DIFF	TIME OF DAY		
1 -	OUTLAP	99.4	47.228	129.5	43.154	<b>118.1</b>	2:17.987	77.45	11.743	09:27:27.834	
2 -	41.310	111.2	45.204	<b>133.1</b>	42.792	116.5	2:09.306	82.65	3.062	09:29:37.140	
3 -	40.406	112.0	44.718	132.1	42.508	116.3	2:07.632 (3)	83.74	1.388	09:31:44.772	
4 -	<b>39.693</b>	113.7	44.606	130.3	42.234	115.9	2:06.533 (2)	84.46	0.289	09:33:51.305	
5 -	39.833	<b>114.9</b>	<b>44.463</b>	130.3	<b>41.948</b>	116.3	<b>2:06.244 (1)</b>	<b>84.66</b>		<b>09:35:57.549</b>	

P4 71		Charlie FARRER					Honda - Victoria House Racing Academy / Mortimer Racing				
IDEAL LAP TIME : 2:05.686		BEST LAP TIME : 2:06.281					DIFFERENCE : 0.595				
LAP	SECTOR 1	SECTOR 2		SECTOR 3		LAP TIME	MPH	DIFF	TIME OF DAY		
1 -	OUTLAP	110.1	45.898	127.3	43.196	114.9	2:15.753	78.73	9.472	09:27:39.063	
2 -	41.014	<b>112.2</b>	44.878	129.5	42.779	<b>118.9</b>	2:08.671 (3)	83.06	2.390	09:29:47.734	
3 -	40.771	111.8	44.540	127.3	<b>41.778</b>	115.5	2:07.089 (2)	84.09	0.808	09:31:54.823	
4 -	<b>39.913</b>	110.3	<b>43.995</b>	<b>130.0</b>	42.373	114.7	<b>2:06.281 (1)</b>	<b>84.63</b>		<b>09:34:01.104</b>	

P5 15		Harrison CROSBY					Honda - Banks Racing				
IDEAL LAP TIME : 2:06.473		BEST LAP TIME : 2:06.619					DIFFERENCE : 0.146				
LAP	SECTOR 1	SECTOR 2		SECTOR 3		LAP TIME	MPH	DIFF	TIME OF DAY		
1 -	OUTLAP	99.4	47.692	126.3	43.446	114.1	2:17.630	77.65	11.011	09:27:29.241	
2 -	40.960	108.5	45.784	<b>132.3</b>	43.398	115.3	2:10.142	82.12	3.523	09:29:39.383	
3 -	40.451	108.7	45.511	127.0	42.544	116.1	2:08.506 (3)	83.17	1.887	09:31:47.889	
4 -	39.909	107.8	44.610	131.8	<b>42.100</b>	<b>116.7</b>	<b>2:06.619 (1)</b>	<b>84.41</b>		<b>09:33:54.508</b>	
5 -	<b>39.873</b>	<b>110.1</b>	<b>44.500</b>	130.8	42.349	112.4	2:06.722 (2)	84.34	0.103	09:36:01.230	

P6 52		Evan BELFORD					Honda - City Lifting by RS Racing				
IDEAL LAP TIME : 2:06.560		BEST LAP TIME : 2:06.753					DIFFERENCE : 0.193				
LAP	SECTOR 1	SECTOR 2		SECTOR 3		LAP TIME	MPH	DIFF	TIME OF DAY		
1 -	OUTLAP	101.8	47.990	130.5	43.392	<b>118.1</b>	2:19.381	76.68	12.628	09:27:29.606	
2 -	40.385	108.2	45.850	<b>131.5</b>	43.037	116.9	2:09.272	82.67	2.519	09:29:38.878	
3 -	40.596	108.4	45.785	128.3	42.379	116.1	2:08.760 (3)	83.00	2.007	09:31:47.638	
4 -	39.908	109.2	44.664	131.3	<b>42.181</b>	115.3	<b>2:06.753 (1)</b>	<b>84.32</b>		<b>09:33:54.391</b>	
5 -	<b>39.761</b>	<b>110.3</b>	<b>44.618</b>	129.8	43.575	111.6	2:07.954 (2)	83.53	1.201	09:36:02.345	

Weather / Track : Cloudy / Dry

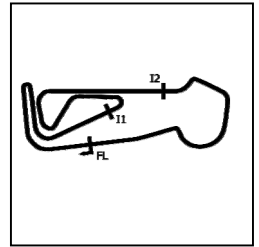
Snetterton 300  
Circuit Length = 2.9689 miles  
Start: 09:25 Flag 09:35 End: 09:38

# MCRCB BULLETIN TK256

## 2020 Bennetts British Superbike Championship - Monster Round 2

### 2020 Honda British Talent Cup

### WARM UP - SECTOR ANALYSIS



SECTOR 1 = FL to I1, SECTOR 2 = I1 to I2, SECTOR 3 = I2 to FL, DIFF = Difference To Personal Best Lap, P = Crossed Finish Line in Pit Lane, D = Time Disallowed

P7		8		Eddie O'SHEA			Honda - WAM						
IDEAL LAP TIME :		2:06.904		BEST LAP TIME :			2:06.904		DIFFERENCE :			0.000	
LAP	SECTOR 1	SECTOR 2		SECTOR 3		LAP TIME	MPH	DIFF	TIME OF DAY				
1 -	OUTLAP	94.5	47.755	127.8	43.560	115.3	2:21.358	75.61	14.454	09:27:51.084			
2 -	41.580	110.9	45.818	129.3	42.792	116.1	2:10.190 (3)	82.09	3.286	09:30:01.274			
3 -	40.451	<b>111.6</b>	45.575	131.0	42.923	<b>117.9</b>	2:08.949 (2)	82.88	2.045	09:32:10.223			
4 -	41.226	93.5	46.825	131.0	42.574	116.9	2:10.625	81.82	3.721	09:34:20.848			
5 -	<b>39.812</b>	109.1	<b>45.233</b>	<b>131.5</b>	<b>41.859</b>	115.5	<b>2:06.904 (1)</b>	<b>84.22</b>		<b>09:36:27.752</b>			

P8		46		Elliott DUFTON			Honda - D&D Racing						
IDEAL LAP TIME :		2:07.059		BEST LAP TIME :			2:07.479		DIFFERENCE :			0.420	
LAP	SECTOR 1	SECTOR 2		SECTOR 3		LAP TIME	MPH	DIFF	TIME OF DAY				
1 -	OUTLAP	102.1	48.619	113.5	44.738	110.1	2:20.491	76.07	13.012	09:27:25.863			
2 -	41.353	108.7	45.872	124.2	42.804	112.0	2:10.029 (3)	82.19	2.550	09:29:35.892			
3 -	40.757	108.4	45.768	124.9	42.738	<b>114.1</b>	2:09.263 (2)	82.68	1.784	09:31:45.155			
4 -	<b>40.209</b>	110.0	44.902	125.4	<b>42.368</b>	111.8	<b>2:07.479 (1)</b>	<b>83.84</b>		<b>09:33:52.634</b>			
5 -	42.272	<b>112.2</b>	<b>44.482</b>	<b>125.9</b>	IN PIT		3:11.542 P	55.80	1:04.063	09:37:04.176			

P9		7		Jamie LYONS			Honda - Jamie Lyons Racing						
IDEAL LAP TIME :		2:07.773		BEST LAP TIME :			2:07.773		DIFFERENCE :			0.000	
LAP	SECTOR 1	SECTOR 2		SECTOR 3		LAP TIME	MPH	DIFF	TIME OF DAY				
1 -	OUTLAP	97.3	47.835	123.8	43.883	112.5	2:21.466	75.55	13.693	09:27:51.702			
2 -	41.270	103.5	46.068	126.3	42.973	113.1	2:10.311 (3)	82.01	2.538	09:30:02.013			
3 -	40.753	108.2	45.647	126.3	42.764	<b>113.9</b>	2:09.164 (2)	82.74	1.391	09:32:11.177			
4 -	40.392	100.9	49.184	117.5	43.316	112.9	2:12.892	80.42	5.119	09:34:24.069			
5 -	<b>40.145</b>	<b>109.2</b>	<b>44.927</b>	<b>127.8</b>	<b>42.701</b>	110.9	<b>2:07.773 (1)</b>	<b>83.64</b>		<b>09:36:31.842</b>			

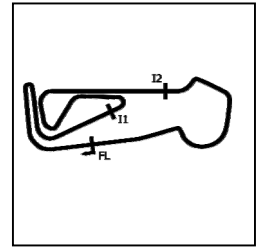
P10		37		Corey TINKER			Honda - Stauff Fluid Power Academy						
IDEAL LAP TIME :		2:07.865		BEST LAP TIME :			2:07.865		DIFFERENCE :			0.000	
LAP	SECTOR 1	SECTOR 2		SECTOR 3		LAP TIME	MPH	DIFF	TIME OF DAY				
1 -	OUTLAP	102.7	46.911	123.5	44.229	113.9	2:19.456	76.64	11.591	09:27:41.802			
2 -	42.425	103.8	47.046	126.8	44.071	112.5	2:13.542	80.03	5.677	09:29:55.344			
3 -	41.765	104.8	46.678	<b>127.8</b>	44.919	<b>115.7</b>	2:13.362 (3)	80.14	5.497	09:32:08.706			
4 -	42.438	106.1	46.861	125.6	42.910	111.4	2:12.209 (2)	80.84	4.344	09:34:20.915			
5 -	<b>40.395</b>	<b>107.2</b>	<b>45.397</b>	126.1	<b>42.073</b>	111.8	<b>2:07.865 (1)</b>	<b>83.58</b>		<b>09:36:28.780</b>			

P11		48		Ollie WALKER			Honda - Moto Rapido / SP125 Racing						
IDEAL LAP TIME :		2:07.608		BEST LAP TIME :			2:08.153		DIFFERENCE :			0.545	
LAP	SECTOR 1	SECTOR 2		SECTOR 3		LAP TIME	MPH	DIFF	TIME OF DAY				
1 -	OUTLAP	94.3	46.557	125.6	43.914	114.5	2:16.766	78.14	8.613	09:27:41.395			
2 -	42.125	101.8	45.253	125.9	43.929	114.1	2:11.307	81.39	3.154	09:29:52.702			
3 -	40.731	106.3	45.634	125.9	<b>42.782</b>	<b>115.1</b>	2:09.147 (3)	82.75	0.994	09:32:01.849			
4 -	<b>40.089</b>	<b>110.1</b>	<b>44.737</b>	126.3	43.327	114.3	<b>2:08.153 (1)</b>	<b>83.40</b>		<b>09:34:10.002</b>			
5 -	40.882	110.0	45.093	<b>127.0</b>	42.866	114.1	2:08.841 (2)	82.95	0.688	09:36:18.843			

P12		43		Ryan HITCHCOCK			Honda - Wilson Racing						
IDEAL LAP TIME :		2:08.289		BEST LAP TIME :			2:08.289		DIFFERENCE :			0.000	
LAP	SECTOR 1	SECTOR 2		SECTOR 3		LAP TIME	MPH	DIFF	TIME OF DAY				
1 -	OUTLAP	96.6	46.155	<b>128.8</b>	43.219	<b>115.9</b>	2:14.414	79.51	6.125	09:27:19.317			
2 -	40.878	<b>107.3</b>	45.927	126.3	43.101	113.9	2:09.906	82.27	1.617	09:29:29.223			
3 -	40.707	105.1	45.528	126.6	42.789	114.9	2:09.024 (3)	82.83	0.735	09:31:38.247			
4 -	<b>40.345</b>	105.8	<b>45.158</b>	126.3	<b>42.786</b>	113.3	<b>2:08.289 (1)</b>	<b>83.31</b>		<b>09:33:46.536</b>			
5 -	40.470	106.5	45.314	126.6	42.860	113.5	2:08.644 (2)	83.08	0.355	09:35:55.180			

Weather / Track : Cloudy / Dry

Snetterton 300  
Circuit Length = 2.9689 miles  
Start: 09:25 Flag 09:35 End: 09:38



SECTOR 1 = FL to I1, SECTOR 2 = I1 to I2, SECTOR 3 = I2 to FL, DIFF = Difference To Personal Best Lap, P = Crossed Finish Line in Pit Lane, D = Time Disallowed

P13		4		Sullivan MOUNSEY			Honda - Lloyd & Jones PR Racing						
IDEAL LAP TIME :		2:09.610		BEST LAP TIME :			2:09.610		DIFFERENCE :			0.000	
LAP	SECTOR 1	SECTOR 2		SECTOR 3		LAP TIME	MPH	DIFF	TIME OF DAY				
1 -	OUTLAP	96.4	47.972	116.3	46.181	116.9	2:22.165	75.18	12.555	09:27:35.197			
2 -	41.788	105.3	45.947	<b>131.0</b>	44.543	117.3	2:12.278	80.80	2.668	09:29:47.475			
3 -	41.668	103.4	45.734	128.8	43.566	116.5	2:10.968 (2)	81.60	1.358	09:31:58.443			
4 -	41.375	<b>106.3</b>	46.344	128.0	43.510	115.5	2:11.229 (3)	81.44	1.619	09:34:09.672			
5 -	<b>41.098</b>	103.7	<b>45.482</b>	127.8	<b>43.030</b>	<b>117.7</b>	<b>2:09.610 (1)</b>	<b>82.46</b>		<b>09:36:19.282</b>			

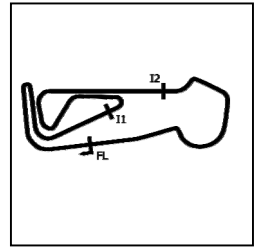
P14		14		Evann PENDRILL			Honda - VHC Racing						
IDEAL LAP TIME :		2:09.514		BEST LAP TIME :			2:09.643		DIFFERENCE :			0.129	
LAP	SECTOR 1	SECTOR 2		SECTOR 3		LAP TIME	MPH	DIFF	TIME OF DAY				
1 -	OUTLAP	88.8	47.439	122.9	44.902	109.8	2:19.693	76.51	10.050	09:27:34.652			
2 -	41.314	104.3	46.616	123.1	45.036	<b>112.4</b>	2:12.966 (3)	80.38	3.323	09:29:47.618			
3 -	42.468	100.4	46.501	120.9	44.159	108.9	2:13.128	80.28	3.485	09:32:00.746			
4 -	<b>41.084</b>	<b>107.0</b>	<b>45.675</b>	124.5	42.884	111.2	<b>2:09.643 (1)</b>	<b>82.44</b>		<b>09:34:10.389</b>			
5 -	41.162	100.0	45.803	<b>124.7</b>	<b>42.755</b>	110.9	2:09.720 (2)	82.39	0.077	09:36:20.109			

P15		99		Bailey STUART-CAMPBELL			Honda - 151s S-C Racing						
IDEAL LAP TIME :		2:09.381		BEST LAP TIME :			2:09.673		DIFFERENCE :			0.292	
LAP	SECTOR 1	SECTOR 2		SECTOR 3		LAP TIME	MPH	DIFF	TIME OF DAY				
1 -	OUTLAP	94.1	48.659	124.0	45.174	115.1	2:21.696	75.42	12.023	09:27:27.908			
2 -	42.279	104.0	46.458	<b>129.0</b>	43.855	<b>116.5</b>	2:12.592	80.60	2.919	09:29:40.500			
3 -	41.174	102.9	45.986	<b>129.0</b>	43.227	114.7	2:10.387 (3)	81.97	0.714	09:31:50.887			
4 -	40.944	<b>111.2</b>	<b>45.751</b>	126.8	43.569	113.5	2:10.264 (2)	82.04	0.591	09:34:01.151			
5 -	<b>40.573</b>	102.9	46.043	127.5	<b>43.057</b>	112.9	<b>2:09.673 (1)</b>	<b>82.42</b>		<b>09:36:10.824</b>			

P16		75		Jonathan GARNESS			Honda - Microlise Cresswell Racing						
IDEAL LAP TIME :		2:09.896		BEST LAP TIME :			2:09.896		DIFFERENCE :			0.000	
LAP	SECTOR 1	SECTOR 2		SECTOR 3		LAP TIME	MPH	DIFF	TIME OF DAY				
1 -	OUTLAP	94.6	48.790	122.9	46.591	118.3	2:24.527	73.95	14.631	09:27:40.842			
2 -	42.564	100.0	46.288	129.0	44.582	<b>119.6</b>	2:13.434 (3)	80.10	3.538	09:29:54.276			
3 -	42.643	99.8	46.460	126.6	45.243	118.9	2:14.346	79.55	4.450	09:32:08.622			
4 -	42.669	96.8	46.847	130.0	43.789	118.5	2:13.305 (2)	80.17	3.409	09:34:21.927			
5 -	<b>40.750</b>	<b>106.3</b>	<b>45.520</b>	<b>130.3</b>	<b>43.626</b>	118.7	<b>2:09.896 (1)</b>	<b>82.28</b>		<b>09:36:31.823</b>			

P17		2		Rhys COATES			Honda - Ernie Coates Race Support						
IDEAL LAP TIME :		2:10.640		BEST LAP TIME :			2:10.681		DIFFERENCE :			0.041	
LAP	SECTOR 1	SECTOR 2		SECTOR 3		LAP TIME	MPH	DIFF	TIME OF DAY				
1 -	OUTLAP	87.2	48.197	120.0	45.597	111.2	2:20.503	76.07	9.822	09:27:24.972			
2 -	42.106	<b>101.8</b>	47.229	122.9	44.700	110.5	2:14.035	79.74	3.354	09:29:39.007			
3 -	42.386	98.5	46.297	123.1	44.067	<b>113.1</b>	2:12.750 (3)	80.51	2.069	09:31:51.757			
4 -	<b>41.072</b>	100.4	45.972	121.5	44.923	110.7	2:11.967 (2)	80.99	1.286	09:34:03.724			
5 -	41.113	100.6	<b>45.885</b>	<b>124.0</b>	<b>43.683</b>	110.1	<b>2:10.681 (1)</b>	<b>81.78</b>		<b>09:36:14.405</b>			

P18		66		Annabel THOMAS			Honda - Microlise Cresswell Racing						
IDEAL LAP TIME :		2:10.717		BEST LAP TIME :			2:10.785		DIFFERENCE :			0.068	
LAP	SECTOR 1	SECTOR 2		SECTOR 3		LAP TIME	MPH	DIFF	TIME OF DAY				
1 -	OUTLAP	89.7	48.764	116.5	45.054	113.7	2:20.963	75.82	10.178	09:27:33.814			
2 -	41.653	<b>107.5</b>	46.928	125.6	44.846	112.9	2:13.427	80.10	2.642	09:29:47.241			
3 -	41.505	93.2	46.294	124.2	43.734	<b>115.7</b>	2:11.533 (3)	81.25	0.748	09:31:58.774			
4 -	41.465	100.7	46.147	<b>127.3</b>	<b>43.554</b>	113.7	2:11.166 (2)	81.48	0.381	09:34:09.940			
5 -	<b>41.336</b>	100.6	<b>45.827</b>	126.6	43.622	113.3	<b>2:10.785 (1)</b>	<b>81.72</b>		<b>09:36:20.725</b>			



SECTOR 1 = FL to I1, SECTOR 2 = I1 to I2, SECTOR 3 = I2 to FL, DIFF = Difference To Personal Best Lap, P = Crossed Finish Line in Pit Lane, D = Time Disallowed

P19 57		Josh HIATT					Honda - Wilson Racing				
IDEAL LAP TIME : 2:10.537		BEST LAP TIME : 2:10.923					DIFFERENCE : 0.386				
LAP	SECTOR 1	SECTOR 2		SECTOR 3		LAP TIME	MPH	DIFF	TIME OF DAY		
1 -	OUTLAP	103.8	46.732	121.7	44.071	<b>109.8</b>	2:17.145	77.93	6.222	09:27:22.188	
2 -	41.536	109.1	46.454	121.3	<b>43.552</b>	108.5	2:11.542 (3)	81.25	0.619	09:29:33.730	
3 -	41.347	109.1	46.283	120.2	43.862	108.4	2:11.492 (2)	81.28	0.569	09:31:45.222	
4 -	<b>40.978</b>	<b>109.2</b>	<b>46.007</b>	<b>122.4</b>	43.938	108.4	<b>2:10.923 (1)</b>	<b>81.63</b>		<b>09:33:56.145</b>	
5 -	41.440	108.0	46.755	121.5	43.794	107.2	2:11.989	80.97	1.066	09:36:08.134	

P20 11		Rossi DOBSON					Honda - Rossi Dobson				
IDEAL LAP TIME : 2:10.951		BEST LAP TIME : 2:10.961					DIFFERENCE : 0.010				
LAP	SECTOR 1	SECTOR 2		SECTOR 3		LAP TIME	MPH	DIFF	TIME OF DAY		
1 -	OUTLAP	92.0	48.854	111.1	44.831	114.3	2:20.949	75.82	9.988	09:27:26.134	
2 -	42.057	105.1	46.352	124.7	44.553	<b>115.7</b>	2:12.962	80.38	2.001	09:29:39.096	
3 -	41.233	105.5	<b>46.154</b>	125.4	43.889	113.5	2:11.276 (2)	81.41	0.315	09:31:50.372	
4 -	41.437	<b>108.9</b>	46.255	124.5	43.878	113.5	2:11.570 (3)	81.23	0.609	09:34:01.942	
5 -	<b>41.031</b>	106.6	46.164	<b>126.3</b>	<b>43.766</b>	111.1	<b>2:10.961 (1)</b>	<b>81.61</b>		<b>09:36:12.903</b>	

P21 69		Gary SCOTT					Honda - Scott Racing				
IDEAL LAP TIME : 2:11.918		BEST LAP TIME : 2:11.918					DIFFERENCE : 0.000				
LAP	SECTOR 1	SECTOR 2		SECTOR 3		LAP TIME	MPH	DIFF	TIME OF DAY		
1 -	OUTLAP	98.2	48.914	123.5	45.141	112.5	2:21.423	75.57	9.505	09:27:33.406	
2 -	42.066	107.3	46.936	122.2	45.001	<b>113.7</b>	2:14.003 (3)	79.76	2.085	09:29:47.409	
3 -	42.495	<b>107.8</b>	46.759	124.0	44.472	112.5	2:13.726 (2)	79.92	1.808	09:32:01.135	
4 -	<b>41.543</b>	106.6	<b>46.029</b>	<b>126.1</b>	<b>44.346</b>	110.0	<b>2:11.918 (1)</b>	<b>81.02</b>		<b>09:34:13.053</b>	
5 -	41.871	107.5	54.573	106.5	45.257	108.5	2:21.701	75.42	9.783	09:36:34.754	

P22 90		Harry COOK					Honda - JDF Racing				
IDEAL LAP TIME : 2:12.190		BEST LAP TIME : 2:12.769					DIFFERENCE : 0.579				
LAP	SECTOR 1	SECTOR 2		SECTOR 3		LAP TIME	MPH	DIFF	TIME OF DAY		
1 -	OUTLAP	92.5	48.264	115.9	45.395	111.1	2:21.564	75.49	8.795	09:27:27.263	
2 -	42.041	<b>106.6</b>	<b>46.814</b>	121.5	44.265	109.4	2:13.120	80.28	0.351	09:29:40.383	
3 -	42.083	101.6	46.899	<b>124.5</b>	<b>43.791</b>	<b>111.6</b>	2:12.773 (2)	80.49	0.004	09:31:53.156	
4 -	41.833	101.9	47.090	123.8	44.084	110.1	2:13.007 (3)	80.35	0.238	09:34:06.163	
5 -	<b>41.585</b>	101.8	47.224	123.1	43.960	109.2	<b>2:12.769 (1)</b>	<b>80.50</b>		<b>09:36:18.932</b>	

P23 27		Calum BEACH					Honda - Calum Beach Racing / SP125 Racing				
IDEAL LAP TIME : 2:12.563		BEST LAP TIME : 2:12.885					DIFFERENCE : 0.322				
LAP	SECTOR 1	SECTOR 2		SECTOR 3		LAP TIME	MPH	DIFF	TIME OF DAY		
1 -	OUTLAP	91.5	48.841	122.0	46.435	109.6	2:22.800	74.84	9.915	09:27:41.200	
2 -	42.566	103.4	46.894	123.5	<b>44.260</b>	111.4	2:13.720 (2)	79.92	0.835	09:29:54.920	
3 -	<b>41.693</b>	102.9	46.979	122.2	45.153	<b>115.1</b>	2:13.825 (3)	79.86	0.940	09:32:08.745	
4 -	42.894	<b>105.5</b>	47.831	<b>126.3</b>	44.650	109.8	2:15.375	78.95	2.490	09:34:24.120	
5 -	41.869	104.6	<b>46.610</b>	122.9	44.406	109.1	<b>2:12.885 (1)</b>	<b>80.43</b>		<b>09:36:37.005</b>	

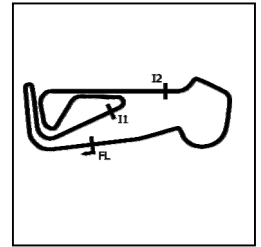
P24 74		James COOK					Honda - Wilson Racing				
IDEAL LAP TIME : 2:12.286		BEST LAP TIME : 2:13.481					DIFFERENCE : 1.195				
LAP	SECTOR 1	SECTOR 2		SECTOR 3		LAP TIME	MPH	DIFF	TIME OF DAY		
1 -	OUTLAP	87.2	48.709	<b>123.3</b>	<b>44.507</b>	<b>113.5</b>	2:22.700	74.89	9.219	09:27:31.481	
2 -	<b>41.277</b>	<b>101.6</b>	<b>46.502</b>	120.6	45.702	96.6	<b>2:13.481 (1)</b>	<b>80.07</b>		<b>09:29:44.962</b>	
3 -	47.025	93.2	51.072	70.0	IN PIT		3:30.515 P	50.77	1:17.034	09:33:15.477	
4 -	OUTLAP	92.8	52.777	58.6	48.729	91.0	2:32.642	70.02	19.161	09:35:48.119	

**MCRCB BULLETIN TK256**

**2020 Bennetts British Superbike Championship - Monster Round 2**

**2020 Honda British Talent Cup**

**WARM UP - SECTOR ANALYSIS**



SECTOR 1 = FL to I1, SECTOR 2 = I1 to I2, SECTOR 3 = I2 to FL, DIFF = Difference To Personal Best Lap, P = Crossed Finish Line in Pit Lane, D = Time Disallowed

<b>P25 44</b>		<b>Lucas HILL</b>		Honda - Ashcourt Racing						
IDEAL LAP TIME : 2:12.948		BEST LAP TIME : 2:13.658		DIFFERENCE : 0.710						
LAP	SECTOR 1	SECTOR 2		SECTOR 3		LAP TIME	MPH	DIFF	TIME OF DAY	
1 -	OUTLAP	96.1	52.515	113.3	48.825	105.0	2:30.810	70.87	17.152	09:27:38.115
2 -	43.377	108.2	47.185	123.1	44.905	108.7	2:15.467 <b>(3)</b>	78.89	1.809	09:29:53.582
3 -	42.408	<b>108.5</b>	47.270	122.2	<b>44.631</b>	107.7	2:14.309 <b>(2)</b>	79.57	0.651	09:32:07.891
4 -	43.197	104.3	48.455	121.3	45.931	<b>111.1</b>	2:17.583	77.68	3.925	09:34:25.474
5 -	<b>41.657</b>	108.4	<b>46.660</b>	<b>125.2</b>	45.341	109.6	<b>2:13.658 (1)</b>	<b>79.96</b>		<b>09:36:39.132</b>

<b>P26 65</b>		<b>Alexander ROWAN</b>		Honda - Alexander Rowan Racing						
IDEAL LAP TIME : 2:13.898		BEST LAP TIME : 2:13.898		DIFFERENCE : 0.000						
LAP	SECTOR 1	SECTOR 2		SECTOR 3		LAP TIME	MPH	DIFF	TIME OF DAY	
1 -	OUTLAP	90.8	50.779	130.5	46.855	115.5	2:27.075	72.67	13.177	09:27:35.178
2 -	43.244	107.0	47.480	130.5	46.375	116.1	2:17.099	77.95	3.201	09:29:52.277
3 -	42.266	105.3	47.857	129.5	45.822	<b>118.5</b>	2:15.945 <b>(2)</b>	78.62	2.047	09:32:08.222
4 -	42.675	<b>109.8</b>	47.724	128.0	45.704	118.3	2:16.103 <b>(3)</b>	78.52	2.205	09:34:24.325
5 -	<b>42.187</b>	107.0	<b>46.466</b>	<b>132.3</b>	<b>45.245</b>	116.7	<b>2:13.898 (1)</b>	<b>79.82</b>		<b>09:36:38.223</b>



**MCRCB BULLETIN TK257****2020 Bennetts British Superbike Championship - Monster Round 2****2020 Honda British Talent Cup****WARM UP - BEST SECTORS**

SECTOR 1			SECTOR 2			SECTOR 3			IDEAL / BEST COMPARISON						
POS	NO	NAME	TIME	NO	NAME	TIME	NO	NAME	TIME	POS	NO	NAME	IDEAL	BEST	DIFF
													<b>PERFECT LAP</b>	<b>2:04.765</b>	
1	16	CLARIDGE	39.428	71	FARRER	43.995	16	CLARIDGE	41.342	1	16	CLARIDGE	2:04.806	2:04.988	0.182
2	17	BOURNE	39.430	16	CLARIDGE	44.036	17	BOURNE	41.494	2	17	BOURNE	2:05.196	2:05.198	0.002
3	72	O'GORMAN	39.693	17	BOURNE	44.272	71	FARRER	41.778	3	71	FARRER	2:05.686	2:06.281	0.595
4	52	BELFORD	39.761	72	O'GORMAN	44.463	8	O'SHEA	41.859	4	72	O'GORMAN	2:06.104	2:06.244	0.140
5	8	O'SHEA	39.812	46	DUFTON	44.482	72	O'GORMAN	41.948	5	15	CROSBY	2:06.473	2:06.619	0.146
6	15	CROSBY	39.873	15	CROSBY	44.500	37	TINKER	42.073	6	52	BELFORD	2:06.560	2:06.753	0.193
7	71	FARRER	39.913	52	BELFORD	44.618	15	CROSBY	42.100	7	8	O'SHEA	2:06.904	2:06.904	0.000
8	48	WALKER	40.089	48	WALKER	44.737	52	BELFORD	42.181	8	46	DUFTON	2:07.059	2:07.479	0.420
9	7	LYONS	40.145	7	LYONS	44.927	46	DUFTON	42.368	9	48	WALKER	2:07.608	2:08.153	0.545
10	46	DUFTON	40.209	43	HITCHCOCK	45.158	7	LYONS	42.701	10	7	LYONS	2:07.773	2:07.773	0.000
11	43	HITCHCOCK	40.345	8	O'SHEA	45.233	14	PENDRILL	42.755	11	37	TINKER	2:07.865	2:07.865	0.000
12	37	TINKER	40.395	37	TINKER	45.397	48	WALKER	42.782	12	43	HITCHCOCK	2:08.289	2:08.289	0.000
13	99	STUART-CAMPBEL	40.573	4	MOUNSEY	45.482	43	HITCHCOCK	42.786	13	99	STUART-CAMPBELL	2:09.381	2:09.673	0.292
14	75	GARNESS	40.750	75	GARNESS	45.520	4	MOUNSEY	43.030	14	14	PENDRILL	2:09.514	2:09.643	0.129
15	57	HIATT	40.978	14	PENDRILL	45.675	99	STUART-CAMPBEL	43.057	15	4	MOUNSEY	2:09.610	2:09.610	0.000
16	11	DOBSON	41.031	99	STUART-CAMPBEL	45.751	57	HIATT	43.552	16	75	GARNESS	2:09.896	2:09.896	0.000
17	2	COATES	41.072	66	THOMAS	45.827	66	THOMAS	43.554	17	57	HIATT	2:10.537	2:10.923	0.386
18	14	PENDRILL	41.084	2	COATES	45.885	75	GARNESS	43.626	18	2	COATES	2:10.640	2:10.681	0.041
19	4	MOUNSEY	41.098	57	HIATT	46.007	2	COATES	43.683	19	66	THOMAS	2:10.717	2:10.785	0.068
20	74	COOK	41.277	69	SCOTT	46.029	11	DOBSON	43.766	20	11	DOBSON	2:10.951	2:10.961	0.010
21	66	THOMAS	41.336	11	DOBSON	46.154	90	COOK	43.791	21	69	SCOTT	2:11.918	2:11.918	0.000
22	69	SCOTT	41.543	65	ROWAN	46.466	27	BEACH	44.260	22	90	COOK	2:12.190	2:12.769	0.579
23	90	COOK	41.585	74	COOK	46.502	69	SCOTT	44.346	23	74	COOK	2:12.286	2:13.481	1.195
24	44	HILL	41.657	27	BEACH	46.610	74	COOK	44.507	24	27	BEACH	2:12.563	2:12.885	0.322
25	27	BEACH	41.693	44	HILL	46.660	44	HILL	44.631	25	44	HILL	2:12.948	2:13.658	0.710
26	65	ROWAN	42.187	90	COOK	46.814	65	ROWAN	45.245	26	65	ROWAN	2:13.898	2:13.898	0.000

Weather / Track : Cloudy / Dry

Snetterton 300

Circuit Length = 2.9689 miles

Start: 09:25 Flag 09:35 End: 09:38

Results can be found at [www.tsl-timing.com](http://www.tsl-timing.com)

Printed - 09:40 Sunday, 23 August 2020

**MCRCB BULLETIN TK258****2020 Bennetts British Superbike Championship - Monster Round 2****2020 Honda British Talent Cup****WARM UP - BEST SPEEDS**

POS	INTERMEDIATE 1			INTERMEDIATE 2			FINISH LINE		
	NO	NAME	MPH	NO	NAME	MPH	NO	NAME	MPH
1	72	O'GORMAN	114.9	72	O'GORMAN	133.1	75	GARNESS	119.6
2	71	FARRER	112.2	15	CROSBY	132.3	71	FARRER	118.9
3	46	DUFTON	112.2	65	ROWAN	132.3	65	ROWAN	118.5
4	16	CLARIDGE	112.0	52	BELFORD	131.5	72	O'GORMAN	118.1
5	17	BOURNE	112.0	8	O'SHEA	131.5	52	BELFORD	118.1
6	8	O'SHEA	111.6	4	MOUNSEY	131.0	8	O'SHEA	117.9
7	99	STUART-CAMPBELL	111.2	75	GARNESS	130.3	4	MOUNSEY	117.7
8	52	BELFORD	110.3	71	FARRER	130.0	15	CROSBY	116.7
9	15	CROSBY	110.1	99	STUART-CAMPBELL	129.0	99	STUART-CAMPBELL	116.5
10	48	WALKER	110.1	43	HITCHCOCK	128.8	43	HITCHCOCK	115.9
11	65	ROWAN	109.8	16	CLARIDGE	128.5	16	CLARIDGE	115.7
12	7	LYONS	109.2	7	LYONS	127.8	17	BOURNE	115.7
13	57	HIATT	109.2	37	TINKER	127.8	37	TINKER	115.7
14	11	DOBSON	108.9	17	BOURNE	127.3	66	THOMAS	115.7
15	44	HILL	108.5	66	THOMAS	127.3	11	DOBSON	115.7
16	69	SCOTT	107.8	48	WALKER	127.0	48	WALKER	115.1
17	66	THOMAS	107.5	11	DOBSON	126.3	27	BEACH	115.1
18	43	HITCHCOCK	107.3	27	BEACH	126.3	46	DUFTON	114.1
19	37	TINKER	107.2	69	SCOTT	126.1	7	LYONS	113.9
20	14	PENDRILL	107.0	46	DUFTON	125.9	69	SCOTT	113.7
21	90	COOK	106.6	44	HILL	125.2	74	COOK	113.5
22	4	MOUNSEY	106.3	14	PENDRILL	124.7	2	COATES	113.1
23	75	GARNESS	106.3	90	COOK	124.5	14	PENDRILL	112.4
24	27	BEACH	105.5	2	COATES	124.0	90	COOK	111.6
25	2	COATES	101.8	74	COOK	123.3	44	HILL	111.1
26	74	COOK	101.6	57	HIATT	122.4	57	HIATT	109.8

Weather / Track : Cloudy / Dry

Results can be found at [www.tsl-timing.com](http://www.tsl-timing.com)Snetterton 300  
Circuit Length = 2.9689 miles  
Start: 09:25 Flag 09:35 End: 09:38

Printed - 09:41 Sunday, 23 August 2020

# MCRCB BULLETIN TK259

## 2020 Bennetts British Superbike Championship - Monster Round 2

### 2020 Honda British Talent Cup

#### WARM UP - STATISTICS

**Competitors Started** 26  
**Planned Start** 2020-08-23 @ 09:25:00.000  
**Actual Start** 2020-08-23 @ 09:25:00.792  
**Finish Time** 2020-08-23 @ 09:35:00.792  
**Track Length** 2.9689mi.  
**Total Laps** 128  
**Total Distance Covered** 380.0206mi.

#### Session Fastest Lap History

NO	NAME	LAP TIME	TIME OF DAY	LAP	VEHICLE
16	Harvey CLARIDGE	<b>2:06.426</b>	09:29:23.976	2	Honda
16	Harvey CLARIDGE	<b>2:06.097</b>	09:31:30.072	3	Honda
17	Franco BOURNE	<b>2:05.951</b>	09:31:30.329	3	Honda
17	Franco BOURNE	<b>2:05.677</b>	09:33:36.006	4	Honda
16	Harvey CLARIDGE	<b>2:04.988</b>	09:35:41.163	5	Honda

#### Flag History

TYPE	TIME OF DAY
GREEN	09:25:00.792
FINISH	09:35:00.792

#### Flag Statistics

TYPE	COUNT	TOTAL LAPS	TOTAL TIME
Green	1	5	13:11.727
Red	0	0	0.000
Safety Car	0	0	0.000
FCY	0	0	0.000

Weather / Track : Cloudy / Dry

Results can be found at [www.tsl-timing.com](http://www.tsl-timing.com)

Snetterton 300  
Circuit Length = 2.9689 miles  
Start: 09:25 Flag 09:35 End: 09:38

Printed - 09:41 Sunday, 23 August 2020

**MCRCB BULLETIN TK260**

**2020 Bennetts British Superbike Championship - Monster Round 2**

**2020 Honda British Talent Cup**

**WARM UP - SESSION NOTES**

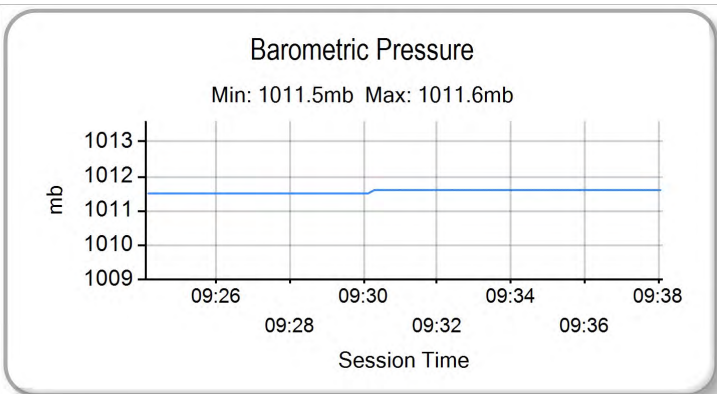
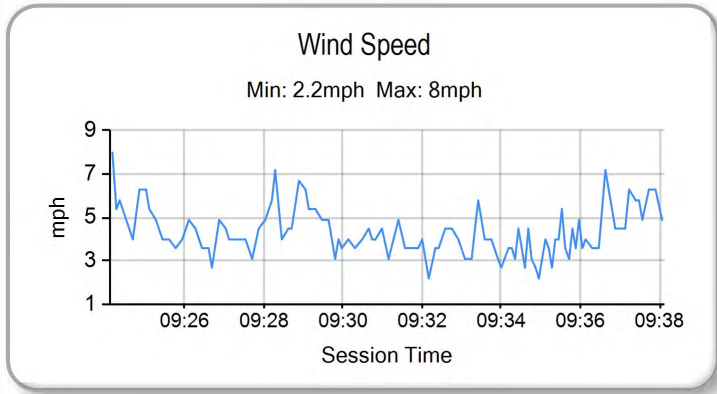
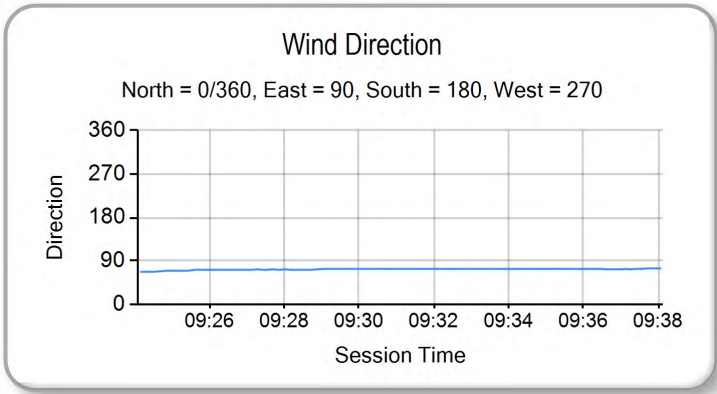
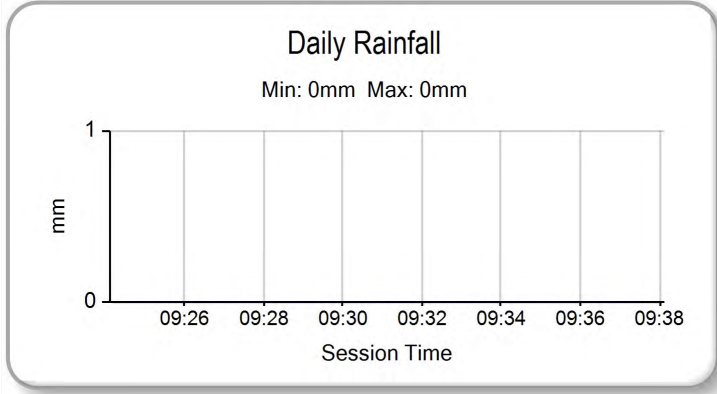
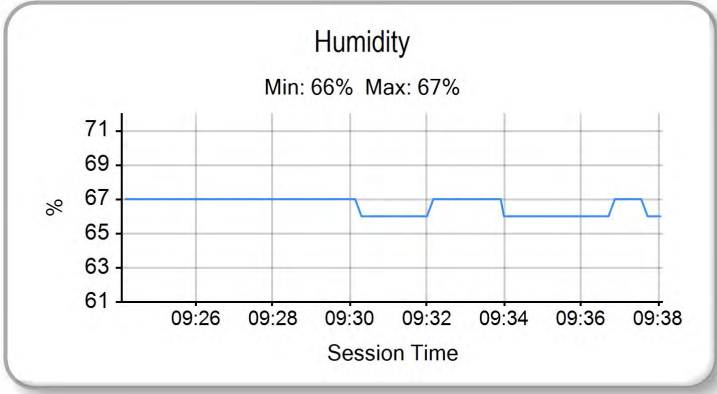
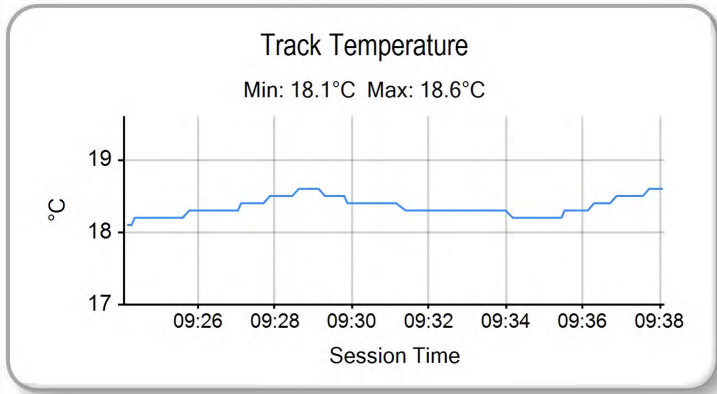
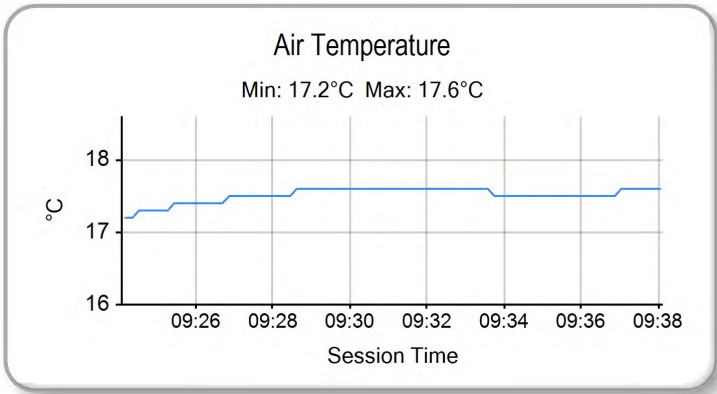
No notes recorded in this session

# MCRCB BULLETIN TK261

## 2020 Bennetts British Superbike Championship - Monster Round 2

### 2020 Honda British Talent Cup

#### WARM UP - WEATHER CONDITIONS



Weather / Track : Cloudy / Dry

Results can be found at [www.tsl-timing.com](http://www.tsl-timing.com)

Snetterton 300  
Circuit Length = 2.9689 miles  
Start: 09:25 Flag 09:35 End: 09:38

Printed - 09:43 Sunday, 23 August 2020

RACE 8 - GRID (14 Laps) - FINAL

ROW 9		26	75	Jonathan GARNESS	25	90	Harry COOK	2:11.803					
ROW 8	24	2	Rhys COATES	2:11.208	23	65	Alexander ROWAN	2:10.891	22	4	Sullivan MOUNSEY	2:10.881	
ROW 7		21	11	Rossi DOBSON	2:10.822	20	27	Calum BEACH	2:10.534	19	44	Lucas HILL	2:10.520
ROW 6	18	69	Gary SCOTT	2:10.456	17	57	Josh HIATT	2:10.394	16	14	Evann PENDRILL	2:09.229	
ROW 5		15	52	Evan BELFORD	2:08.968	14	43	Ryan HITCHCOCK	2:08.675	13	66	Annabel THOMAS	2:08.108
ROW 4	12	48	Ollie WALKER	2:07.598	11	15	Harrison CROSBY	2:07.587	10	99	Bailey STUART-CAMPBELL	2:07.350	
ROW 3		9	37	Corey TINKER	2:07.284	8	74	James COOK	2:07.108	7	46	Elliott DUFTON	2:06.319
ROW 2	6	72	Casey O'GORMAN	2:04.996	5	7	Jamie LYONS	2:04.708	4	16	Harvey CLARIDGE	2:04.282	
ROW 1		3	71	Charlie FARRER	2:04.191	2	8	Eddie O'SHEA	2:03.926	1	17	Franco BOURNE	2:03.801
												<b>Pole</b>	

Snetterton 300  
Circuit Length = 2.9689 miles

Race Director :	Stewards :	Timekeeper :
-----------------	------------	--------------

Results can be found at [www.britishsuperbike.com](http://www.britishsuperbike.com)

Printed - 09:38 Sunday, 23 August 2020

POS	NO	NAME	NAT	ENTRY	LAPS	TIME	GAP	DIFF	MPH	BEST	ON
1	72	Casey O'GORMAN	GBR	Honda - Microlise Cresswell Racing	13	27:03.109			85.60	2:03.813	6
2	8	Eddie O'SHEA	GBR	Honda - WAM	13	27:03.111	0.002	0.002	85.60	2:03.925	5
3	16	Harvey CLARIDGE	GBR	Honda - City Lifting / SP125 Racing	13	27:03.160	0.051	0.049	85.60	2:03.949	6
4	71	Charlie FARRER	GBR	Honda - Victoria House Racing Academy / Mortimer	13	27:03.462	0.353	0.302	85.58	2:03.754	6
5	46	Elliott DUFTON	GBR	Honda - D&D Racing	13	27:32.999	29.890	29.537	84.05	2:05.381	2
6	52	Evan BELFORD	GBR	Honda - City Lifting by RS Racing	13	27:35.922	32.813	2.923	83.90	2:06.373	8
7	15	Harrison CROSBY	GBR	Honda - Banks Racing	13	27:35.980	32.871	0.058	83.90	2:06.414	8
8	37	Corey TINKER	GBR	Honda - Stauff Fluid Power Academy	13	27:36.168	33.059	0.188	83.89	2:05.729	13
9	43	Ryan HITCHCOCK	GBR	Honda - Wilson Racing	13	27:36.209	33.100	0.041	83.89	2:06.042	13
10	48	Ollie WALKER	GBR	Honda - Moto Rapido / SP125 Racing	13	27:47.356	44.247	11.147	83.33	2:07.105	5
11	74	James COOK	GBR	Honda - Wilson Racing	13	27:51.182	48.073	3.826	83.14	2:07.609	11
12	14	Evann PENDRILL	GBR	Honda - VHC Racing	13	27:59.806	56.697	8.624	82.71	2:08.062	9
13	66	Annabel THOMAS	GBR	Honda - Microlise Cresswell Racing	13	28:06.316	1:03.207	6.510	82.39	2:07.801	6
14	11	Rossi DOBSON	GBR	Honda - Rossi Dobson	13	28:08.818	1:05.709	2.502	82.27	2:08.738	11
15	75	Jonathan GARNESS	GBR	Honda - Microlise Cresswell Racing	13	28:14.132	1:11.023	5.314	82.01	2:08.214	9
16	4	Sullivan MOUNSEY	GBR	Honda - Lloyd & Jones PR Racing	13	28:14.449	1:11.340	0.317	82.00	2:08.684	9
17	57	Josh HIATT	GBR	Honda - Wilson Racing	13	28:17.290	1:14.181	2.841	81.86	2:09.062	2
18	27	Calum BEACH	GBR	Honda - Calum Beach Racing / SP125 Racing	13	28:37.022	1:33.913	19.732	80.92	2:10.436	4
19	2	Rhys COATES	GBR	Honda - Ernie Coates Race Support	13	28:37.367	1:34.258	0.345	80.90	2:10.633	7
20	65	Alexander ROWAN	GBR	Honda - Alexander Rowan Racing	13	28:42.843	1:39.734	5.476	80.64	2:10.480	6
21	44	Lucas HILL	GBR	Honda - Ashcourt Racing	12	27:09.708	1 Lap	1 Lap	78.69	2:13.441	2

## NOT CLASSIFIED

DNF	17	Franco BOURNE	GBR	Honda - Franco Bourne Racing / SP125 Racing	13	27:03.399	0.290	0.000	85.58	2:03.864	5
DNF	90	Harry COOK	GBR	Honda - JDF Racing	8	17:37.980	5 Laps	5 Laps	80.81	2:09.819	5
DNF	69	Gary SCOTT	GBR	Honda - Scott Racing	8	17:38.519	5 Laps	0.539	80.77	2:09.899	8
DNF	7	Jamie LYONS	GBR	Honda - Jamie Lyons Racing	1	2:13.085	12 Laps	7 Laps	80.30		
DNF	99	Bailey STUART-CAMPBELL	GBR	Honda - 151s S-C Racing	1	2:13.787	12 Laps	0.702	79.88		

## FASTEST LAP

71	Charlie FARRER	GBR	Honda - Victoria House Racing Academy / Mortimer	6	2:03.754	86.36 mph	138.99 kph
----	----------------	-----	--	---	----------	-----------	------------

## New Lap Record

Weather / Track : Cloudy / Dry

These results are provisional until the conclusion of any judicial and technical matters.

Snetterton 300

Circuit Length = 2.9689 miles

Start: 11:31 Flag 11:58 End: 12:02

Race Director :	Stewards :	Timekeeper :
-----------------	------------	--------------

Results can be found at [www.britishsuperbike.com](http://www.britishsuperbike.com)

Printed - 12:07 Sunday, 23 August 2020





# MCRCB BULLETIN TK298

## 2020 Bennetts British Superbike Championship - Monster Round 2

### 2020 Honda British Talent Cup

#### RACE 8 - LAP CHART

**LAP 13 @ 11:58:21.548**

NO	BEHIND	LAP TIME
72		2:04.220
8	0.002	2:04.267
16	0.051	2:04.253
17	0.290	2:04.058
71	0.353	2:04.151
44	1 Lap	2:17.637
46	29.890	2:06.752
52	32.813	2:06.447
15	32.871	2:06.430
37	33.059	2:05.729
43	33.100	2:06.042
48	44.247	2:08.324
74	48.073	2:07.751
14	56.697	2:08.676
66	1:03.207	2:08.814
11	1:05.709	2:09.628
75	1:11.023	2:08.873
4	1:11.340	2:08.772
57	1:14.181	2:10.416
27	1:33.913	2:10.891
2	1:34.258	2:10.818
65	1:39.734	2:11.160

Weather / Track : Cloudy / Dry

Results can be found at [www.tsl-timing.com](http://www.tsl-timing.com)

Page 2 of 2

Snetterton 300  
Circuit Length = 2.9689 miles  
Start: 11:31 Flag 11:58 End: 12:02

Printed - 12:09 Sunday, 23 August 2020

# MCRCB BULLETIN TK299

## 2020 Bennetts British Superbike Championship - Monster Round 2

### 2020 Honda British Talent Cup

### RACE 8 - POSITION CHART

No	Name	Lap													
		Pos	1	2	3	4	5	6	7	8	9	10	11	12	13
17	BOURNE	1	16	16	16	8	8	8	8	8	16	8	8	8	72
8	O'SHEA	2	17	8	17	16	16	16	16	72	8	16	16	72	8
71	FARRER	3	8	17	8	17	17	17	17	16	17	17	72	16	16
16	CLARIDGE	4	72	72	72	72	72	71	71	72	72	17	71	17	17
7	LYONS	5	71	71	71	71	71	71	72	17	71	71	71	17	71
72	O'GORMAN	6	46	46	46	46	46	46	46	46	46	46	46	46	46
46	DUFTON	7	7	37	52	52	15	15	15	52	52	52	37	52	52
74	COOK	8	37	52	43	15	52	52	52	15	15	37	15	15	15
37	TINKER	9	99	43	15	43	43	43	37	37	37	15	52	43	37
99	STUART-CAMPBELL	10	52	15	37	37	37	37	43	43	43	43	43	37	43
15	CROSBY	11	43	48	48	48	48	48	48	48	48	48	48	48	48
48	WALKER	12	15	74	74	74	74	74	74	74	74	74	74	74	74
66	THOMAS	13	48	14	14	14	14	14	14	14	14	14	14	14	14
43	HITCHCOCK	14	14	11	11	11	11	11	66	66	66	66	66	66	66
52	BELFORD	15	11	57	57	57	57	66	11	11	11	11	11	11	11
14	PENDRILL	16	74	2	66	66	66	57	57	57	57	57	75	75	75
57	HIATT	17	57	75	75	4	4	75	75	4	4	4	4	4	4
69	SCOTT	18	2	66	4	75	75	4	4	75	75	75	57	57	57
44	HILL	19	69	69	2	2	2	27	27	90	27	2	27	27	27
27	BEACH	20	75	4	69	27	27	90	90	27	2	27	2	2	2
11	DOBSON	21	66	27	27	90	90	2	2	69	65	65	65	65	65
4	MOUNSEY	22	27	90	90	69	69	69	69	2	44	44	44	44	
65	ROWAN	23	4	65	65	65	65	65	65	65					
2	COATES	24	90	44	44	44	44	44	44	44					
90	COOK	25	65												
75	GARNESS	26	44												

Weather / Track : Cloudy / Dry

Results can be found at [www.tsl-timing.com](http://www.tsl-timing.com)

Snetterton 300  
 Circuit Length = 2.9689 miles  
 Start: 11:31 Flag 11:58 End: 12:02

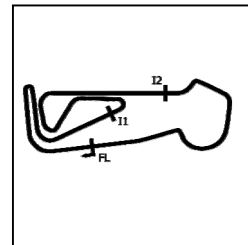
Printed - 12:09 Sunday, 23 August 2020

# MCRCB BULLETIN TK300

## 2020 Bennetts British Superbike Championship - Monster Round 2

### 2020 Honda British Talent Cup

### RACE 8 - SECTOR ANALYSIS



SECTOR 1 = FL to I1, SECTOR 2 = I1 to I2, SECTOR 3 = I2 to FL, DIFF = Difference To Personal Best Lap, P = Crossed Finish Line in Pit Lane, D = Time Disallowed

P1 72		Casey O'GORMAN					Honda - Microlise Cresswell Racing				
IDEAL LAP TIME : 2:03.252		BEST LAP TIME : 2:03.813					DIFFERENCE : 0.561				
LAP	SECTOR 1	SECTOR 2		SECTOR 3		LAP TIME	MPH	DIFF	TIME OF DAY		
1 -		113.7	44.401	132.8	41.587	118.9	2:11.522	81.26	7.709	11:33:29.961	
2 -	39.504	113.7	44.097	131.5	41.331	117.7	2:04.932	85.55	1.119	11:35:34.893	
3 -	39.420	114.9	44.129	132.1	41.228	<b>121.1</b>	2:04.777	85.65	0.964	11:37:39.670	
4 -	39.091	115.1	44.031	132.6	40.985	119.8	2:04.107	86.11	0.294	11:39:43.777	
5 -	39.113	114.1	43.837	130.5	41.080	117.9	2:04.030 (3)	86.17	0.217	11:41:47.807	
6 -	<b>38.879</b>	<b>115.5</b>	43.680	130.5	41.254	118.1	<b>2:03.813 (1)</b>	<b>86.32</b>		<b>11:43:51.620</b>	
7 -	39.185	114.1	<b>43.472</b>	<b>135.2</b>	41.295	117.7	2:03.952 (2)	86.22	0.139	11:45:55.572	
8 -	39.405	109.1	43.628	133.1	41.111	115.5	2:04.144	86.09	0.331	11:47:59.716	
9 -	39.652	110.0	43.623	133.4	41.425	116.9	2:04.700	85.71	0.887	11:50:04.416	
10 -	39.357	115.3	44.167	132.6	41.012	117.9	2:04.536	85.82	0.723	11:52:08.952	
11 -	39.300	114.9	43.800	134.2	41.041	118.3	2:04.141	86.09	0.328	11:54:13.093	
12 -	39.316	114.7	44.018	132.6	<b>40.901</b>	<b>121.1</b>	2:04.235	86.03	0.422	11:56:17.328	
13 -	39.117	114.9	43.691	131.0	41.412	114.3	2:04.220	86.04	0.407	11:58:21.548	

P2 8		Eddie O'SHEA					Honda - WAM				
IDEAL LAP TIME : 2:03.660		BEST LAP TIME : 2:03.925					DIFFERENCE : 0.265				
LAP	SECTOR 1	SECTOR 2		SECTOR 3		LAP TIME	MPH	DIFF	TIME OF DAY		
1 -		112.9	43.977	131.8	41.484	<b>119.6</b>	2:10.836	81.69	6.911	11:33:29.275	
2 -	39.616	115.3	43.758	130.3	41.590	116.1	2:04.964	85.52	1.039	11:35:34.239	
3 -	39.385	114.7	43.721	131.8	<b>40.990</b>	119.1	2:04.096 (3)	86.12	0.171	11:37:38.335	
4 -	39.297	113.7	43.986	<b>132.3</b>	41.102	117.9	2:04.385	85.92	0.460	11:39:42.720	
5 -	39.131	113.9	43.793	129.8	41.001	116.1	<b>2:03.925 (1)</b>	<b>86.24</b>		<b>11:41:46.645</b>	
6 -	39.069	114.7	43.627	130.0	41.354	115.7	2:04.050 (2)	86.15	0.125	11:43:50.695	
7 -	39.107	114.3	43.926	128.3	41.288	116.3	2:04.321	85.97	0.396	11:45:55.016	
8 -	39.266	113.5	44.103	130.5	41.223	117.1	2:04.592	85.78	0.667	11:47:59.608	
9 -	<b>39.055</b>	114.9	44.158	131.5	40.997	116.7	2:04.210	86.04	0.285	11:50:03.818	
10 -	39.272	115.5	44.003	131.8	41.261	114.5	2:04.536	85.82	0.611	11:52:08.354	
11 -	39.461	115.1	43.769	131.0	41.229	116.5	2:04.459	85.87	0.534	11:54:12.813	
12 -	39.406	115.7	43.912	130.3	41.152	117.3	2:04.470	85.86	0.545	11:56:17.283	
13 -	39.308	<b>116.9</b>	<b>43.615</b>	<b>132.3</b>	41.344	118.3	2:04.267	86.00	0.342	11:58:21.550	

P3 16		Harvey CLARIDGE					Honda - City Lifting / SP125 Racing				
IDEAL LAP TIME : 2:02.868		BEST LAP TIME : 2:03.949					DIFFERENCE : 1.081				
LAP	SECTOR 1	SECTOR 2		SECTOR 3		LAP TIME	MPH	DIFF	TIME OF DAY		
1 -		110.1	44.415	126.1	41.533	113.9	2:10.717	81.76	6.768	11:33:29.156	
2 -	39.435	111.4	44.124	125.2	41.407	112.4	2:04.966	85.52	1.017	11:35:34.122	
3 -	39.098	112.4	44.042	123.8	<b>40.907</b>	114.7	2:04.047 (3)	86.16	0.098	11:37:38.169	
4 -	39.559	113.3	43.828	125.9	41.204	113.7	2:04.591	85.78	0.642	11:39:42.760	
5 -	39.176	111.6	43.841	128.8	41.081	114.9	2:04.098	86.12	0.149	11:41:46.858	
6 -	<b>38.792</b>	112.0	43.778	124.7	41.379	112.2	<b>2:03.949 (1)</b>	<b>86.22</b>		<b>11:43:50.807</b>	
7 -	39.078	<b>114.1</b>	43.890	125.9	41.313	116.3	2:04.281	85.99	0.332	11:45:55.088	
8 -	39.310	112.4	44.119	126.6	41.227	115.1	2:04.656	85.74	0.707	11:47:59.744	
9 -	38.994	113.9	43.937	125.4	41.069	114.1	2:04.000 (2)	86.19	0.051	11:50:03.744	
10 -	39.437	113.9	43.979	128.5	41.260	112.4	2:04.676	85.72	0.727	11:52:08.420	
11 -	39.278	112.5	44.088	125.6	41.166	117.1	2:04.532	85.82	0.583	11:54:12.952	
12 -	39.213	112.0	44.011	129.5	41.170	116.1	2:04.394	85.92	0.445	11:56:17.346	
13 -	40.055	112.0	<b>43.169</b>	<b>129.8</b>	41.029	<b>117.7</b>	2:04.253	86.01	0.304	11:58:21.599	

Weather / Track : Cloudy / Dry

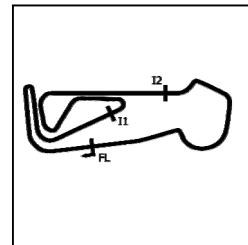
Snetterton 300  
Circuit Length = 2.9689 miles  
Start: 11:31 Flag 11:58 End: 12:02

# MCRCB BULLETIN TK300

## 2020 Bennetts British Superbike Championship - Monster Round 2

### 2020 Honda British Talent Cup

### RACE 8 - SECTOR ANALYSIS



SECTOR 1 = FL to I1, SECTOR 2 = I1 to I2, SECTOR 3 = I2 to FL, DIFF = Difference To Personal Best Lap, P = Crossed Finish Line in Pit Lane, D = Time Disallowed

<b>P4 71</b>		<b>Charlie FARRER</b>		Honda - Victoria House Racing Academy / Mortimer Racing									
IDEAL LAP TIME : 2:03.286		BEST LAP TIME : 2:03.754		DIFFERENCE : 0.468									
LAP	SECTOR 1	SECTOR 2	SECTOR 3	LAP TIME	MPH	DIFF	TIME OF DAY						
1 -		112.4	44.172	<b>131.8</b>	41.958	116.9	2:11.976	80.98	8.222	11:33:30.415			
2 -	39.273	112.2	44.000	130.8	41.510	116.7	2:04.783	85.65	1.029	11:35:35.198			
3 -	39.201	<b>115.5</b>	43.938	128.5	41.351	116.3	2:04.490	85.85	0.736	11:37:39.688			
4 -	39.281	113.9	43.882	130.0	41.269	117.9	2:04.432	85.89	0.678	11:39:44.120			
5 -	39.096	113.9	43.668	130.5	41.081	118.3	2:03.845 (3)	86.30	0.091	11:41:47.965			
6 -	39.002	114.3	43.614	130.5	41.138	119.4	<b>2:03.754 (1)</b>	<b>86.36</b>		<b>11:43:51.719</b>			
7 -	<b>38.849</b>	113.7	<b>43.523</b>	131.3	41.439	117.3	2:03.811 (2)	86.32	0.057	11:45:55.530			
8 -	39.332	114.1	43.755	128.5	41.263	<b>119.8</b>	2:04.350	85.95	0.596	11:47:59.880			
9 -	39.319	113.1	43.647	131.5	41.590	115.9	2:04.556	85.80	0.802	11:50:04.436			
10 -	39.682	113.9	43.956	130.8	41.252	116.7	2:04.890	85.57	1.136	11:52:09.326			
11 -	39.028	112.9	43.818	131.3	41.184	118.9	2:04.030	86.17	0.276	11:54:13.356			
12 -	39.318	111.4	44.093	130.5	40.983	117.1	2:04.394	85.92	0.640	11:56:17.750			
13 -	39.674	112.9	43.563	130.8	<b>40.914</b>	117.5	2:04.151	86.08	0.397	11:58:21.901			

<b>P5 46</b>		<b>Elliott DUFTON</b>		Honda - D&D Racing									
IDEAL LAP TIME : 2:05.032		BEST LAP TIME : 2:05.381		DIFFERENCE : 0.349									
LAP	SECTOR 1	SECTOR 2	SECTOR 3	LAP TIME	MPH	DIFF	TIME OF DAY						
1 -		111.6	44.655	<b>129.5</b>	41.939	<b>114.9</b>	2:12.299	80.78	6.918	11:33:30.738			
2 -	<b>39.453</b>	112.2	<b>44.039</b>	128.0	41.889	107.7	<b>2:05.381 (1)</b>	<b>85.24</b>		<b>11:35:36.119</b>			
3 -	39.835	<b>112.4</b>	44.293	126.1	<b>41.540</b>	114.1	2:05.668 (2)	85.05	0.287	11:37:41.787			
4 -	39.665	110.9	44.421	124.7	41.659	113.9	2:05.745	84.99	0.364	11:39:47.532			
5 -	39.545	111.1	44.472	123.1	41.654	108.0	2:05.671 (3)	85.04	0.290	11:41:53.203			
6 -	39.901	111.6	44.686	122.2	42.158	112.0	2:06.745	84.32	1.364	11:43:59.948			
7 -	39.603	110.0	44.385	124.5	42.073	110.3	2:06.061	84.78	0.680	11:46:06.009			
8 -	39.965	109.8	44.837	123.8	42.381	110.0	2:07.183	84.03	1.802	11:48:13.192			
9 -	40.468	108.4	44.928	123.1	42.211	110.9	2:07.607	83.75	2.226	11:50:20.799			
10 -	40.253	111.2	45.003	123.5	42.612	110.5	2:07.868	83.58	2.487	11:52:28.667			
11 -	40.901	110.3	44.957	125.2	42.974	111.4	2:08.832	82.96	3.451	11:54:37.499			
12 -	39.815	111.1	45.221	123.8	42.151	112.2	2:07.187	84.03	1.806	11:56:44.686			
13 -	39.896	110.9	44.873	124.5	41.983	112.0	2:06.752	84.32	1.371	11:58:51.438			

<b>P6 52</b>		<b>Evan BELFORD</b>		Honda - City Lifting by RS Racing									
IDEAL LAP TIME : 2:05.948		BEST LAP TIME : 2:06.373		DIFFERENCE : 0.425									
LAP	SECTOR 1	SECTOR 2	SECTOR 3	LAP TIME	MPH	DIFF	TIME OF DAY						
1 -		110.3	44.659	<b>132.3</b>	41.982	117.1	2:13.838	79.85	7.465	11:33:32.277			
2 -	39.798	<b>113.1</b>	44.772	129.0	42.614	115.1	2:07.184	84.03	0.811	11:35:39.461			
3 -	39.786	106.8	45.003	127.5	42.293	114.1	2:07.082	84.10	0.709	11:37:46.543			
4 -	40.062	110.0	44.880	127.0	42.275	114.3	2:07.217	84.01	0.844	11:39:53.760			
5 -	40.322	106.6	44.770	128.3	<b>41.821</b>	116.3	2:06.913	84.21	0.540	11:42:00.673			
6 -	39.939	112.7	44.736	128.3	42.175	<b>117.7</b>	2:06.850	84.25	0.477	11:44:07.523			
7 -	39.697	112.7	<b>44.538</b>	128.5	42.227	116.7	2:06.462 (3)	84.51	0.089	11:46:13.985			
8 -	<b>39.589</b>	112.2	44.666	127.3	42.118	113.7	<b>2:06.373 (1)</b>	<b>84.57</b>		<b>11:48:20.358</b>			
9 -	39.819	112.7	44.582	128.8	42.163	114.5	2:06.564	84.44	0.191	11:50:26.922			
10 -	39.835	111.2	44.602	128.8	42.145	112.9	2:06.582	84.43	0.209	11:52:33.504			
11 -	40.045	110.1	44.852	128.5	42.459	116.9	2:07.356	83.92	0.983	11:54:40.860			
12 -	40.293	110.7	44.780	127.0	41.981	116.5	2:07.054	84.12	0.681	11:56:47.914			
13 -	39.777	110.7	44.613	129.5	42.057	114.7	2:06.447 (2)	84.52	0.074	11:58:54.361			

Weather / Track : Cloudy / Dry

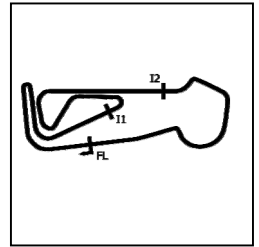
Snetterton 300  
Circuit Length = 2.9689 miles  
Start: 11:31 Flag 11:58 End: 12:02

# MCRCB BULLETIN TK300

## 2020 Bennetts British Superbike Championship - Monster Round 2

### 2020 Honda British Talent Cup

### RACE 8 - SECTOR ANALYSIS



SECTOR 1 = FL to I1, SECTOR 2 = I1 to I2, SECTOR 3 = I2 to FL, DIFF = Difference To Personal Best Lap, P = Crossed Finish Line in Pit Lane, D = Time Disallowed

P7 15		Harrison CROSBY				Honda - Banks Racing				
IDEAL LAP TIME : 2:05.642		BEST LAP TIME : 2:06.414				DIFFERENCE : 0.772				
LAP	SECTOR 1	SECTOR 2		SECTOR 3		LAP TIME	MPH	DIFF	TIME OF DAY	
1 -		105.1	44.846	130.5	42.792	115.7	2:14.985	79.17	8.571	11:33:33.424
2 -	39.959	106.1	44.808	127.5	<b>41.881</b>	112.5	2:06.648	84.39	0.234	11:35:40.072
3 -	<b>39.711</b>	109.2	44.815	130.3	42.064	<b>116.3</b>	2:06.590	84.43	0.176	11:37:46.662
4 -	40.085	110.9	44.781	127.0	42.287	113.9	2:07.153	84.05	0.739	11:39:53.815
5 -	40.077	110.9	44.811	124.7	41.931	112.7	2:06.819	84.27	0.405	11:42:00.634
6 -	40.168	112.2	44.571	128.5	42.074	112.9	2:06.813	84.28	0.399	11:44:07.447
7 -	39.890	<b>112.4</b>	44.530	129.8	42.095	113.1	2:06.515 (3)	84.48	0.101	11:46:13.962
8 -	40.299	108.4	<b>44.050</b>	<b>131.0</b>	42.065	115.9	<b>2:06.414 (1)</b>	<b>84.54</b>		<b>11:48:20.376</b>
9 -	39.979	108.2	44.451	128.5	42.240	114.3	2:06.670	84.37	0.256	11:50:27.046
10 -	39.834	111.2	44.545	130.0	42.307	114.3	2:06.686	84.36	0.272	11:52:33.732
11 -	40.139	107.7	44.949	126.8	42.015	115.9	2:07.103	84.08	0.689	11:54:40.835
12 -	40.083	110.1	44.933	125.4	42.138	113.5	2:07.154	84.05	0.740	11:56:47.989
13 -	39.819	112.0	44.529	130.3	42.082	113.9	2:06.430 (2)	84.53	0.016	11:58:54.419

P8 37		Corey TINKER				Honda - Stauff Fluid Power Academy				
IDEAL LAP TIME : 2:04.996		BEST LAP TIME : 2:05.729				DIFFERENCE : 0.733				
LAP	SECTOR 1	SECTOR 2		SECTOR 3		LAP TIME	MPH	DIFF	TIME OF DAY	
1 -		109.1	44.888	128.0	41.640	117.7	2:13.169	80.25	7.440	11:33:31.608
2 -	40.068	108.9	44.954	127.5	42.103	113.1	2:07.125	84.07	1.396	11:35:38.733
3 -	40.391	108.2	45.223	127.0	42.372	<b>118.1</b>	2:07.986	83.50	2.257	11:37:46.719
4 -	40.287	<b>111.8</b>	44.906	128.5	42.198	117.3	2:07.391	83.89	1.662	11:39:54.110
5 -	40.472	109.1	44.716	128.5	41.813	115.9	2:07.001	84.15	1.272	11:42:01.111
6 -	40.105	111.6	44.491	128.3	42.389	112.9	2:06.985	84.16	1.256	11:44:08.096
7 -	39.654	110.7	<b>44.308</b>	127.3	42.278	115.1	2:06.240 (2)	84.66	0.511	11:46:14.336
8 -	39.989	110.9	44.511	128.3	42.039	113.3	2:06.539	84.46	0.810	11:48:20.875
9 -	39.978	109.4	44.574	128.5	41.713	116.5	2:06.265 (3)	84.64	0.536	11:50:27.140
10 -	40.086	109.8	44.410	128.5	42.039	114.5	2:06.535	84.46	0.806	11:52:33.675
11 -	40.081	111.2	44.688	128.3	42.296	111.6	2:07.065	84.11	1.336	11:54:40.740
12 -	40.705	111.6	46.124	127.0	<b>41.309</b>	115.9	2:08.138	83.41	2.409	11:56:48.878
13 -	<b>39.379</b>	110.3	44.365	<b>128.8</b>	41.985	115.7	<b>2:05.729 (1)</b>	<b>85.00</b>		<b>11:58:54.607</b>

P9 43		Ryan HITCHCOCK				Honda - Wilson Racing				
IDEAL LAP TIME : 2:05.402		BEST LAP TIME : 2:06.042				DIFFERENCE : 0.640				
LAP	SECTOR 1	SECTOR 2		SECTOR 3		LAP TIME	MPH	DIFF	TIME OF DAY	
1 -		104.8	44.962	128.5	42.791	116.9	2:14.651	79.37	8.609	11:33:33.090
2 -	39.601	106.0	44.695	127.5	42.313	117.7	2:06.609	84.41	0.567	11:35:39.699
3 -	39.837	105.6	44.845	126.6	42.263	115.1	2:06.945	84.19	0.903	11:37:46.644
4 -	40.181	109.6	45.015	127.5	42.103	115.9	2:07.299	83.96	1.257	11:39:53.943
5 -	40.680	110.5	44.326	126.3	41.845	<b>117.9</b>	2:06.851	84.25	0.809	11:42:00.794
6 -	39.950	<b>110.9</b>	44.700	126.6	42.618	115.7	2:07.268	83.98	1.226	11:44:08.062
7 -	39.539	110.1	44.365	126.3	42.410	116.5	2:06.314 (3)	84.61	0.272	11:46:14.376
8 -	<b>39.465</b>	110.7	44.415	127.5	42.661	115.7	2:06.541	84.46	0.499	11:48:20.917
9 -	39.720	108.2	44.573	128.8	42.016	115.5	2:06.309 (2)	84.61	0.267	11:50:27.226
10 -	40.269	110.7	45.012	<b>129.3</b>	41.938	114.9	2:07.219	84.01	1.177	11:52:34.445
11 -	39.761	108.7	45.068	127.5	41.883	117.1	2:06.712	84.34	0.670	11:54:41.157
12 -	40.164	107.7	45.529	129.0	<b>41.756</b>	116.1	2:07.449	83.86	1.407	11:56:48.606
13 -	39.606	108.7	<b>44.181</b>	128.5	42.255	117.5	<b>2:06.042 (1)</b>	<b>84.79</b>		<b>11:58:54.648</b>

Weather / Track : Cloudy / Dry

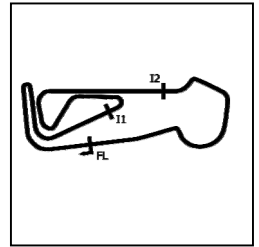
Snetterton 300  
Circuit Length = 2.9689 miles  
Start: 11:31 Flag 11:58 End: 12:02

# MCRCB BULLETIN TK300

## 2020 Bennetts British Superbike Championship - Monster Round 2

### 2020 Honda British Talent Cup

### RACE 8 - SECTOR ANALYSIS



SECTOR 1 = FL to I1, SECTOR 2 = I1 to I2, SECTOR 3 = I2 to FL, DIFF = Difference To Personal Best Lap, P = Crossed Finish Line in Pit Lane, D = Time Disallowed

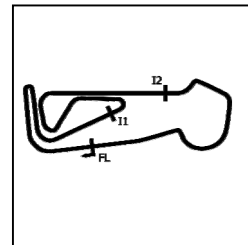
P10 48		Ollie WALKER					Honda - Moto Rapido / SP125 Racing				
IDEAL LAP TIME : 2:06.848		BEST LAP TIME : 2:07.105					DIFFERENCE : 0.257				
LAP	SECTOR 1	SECTOR 2		SECTOR 3		LAP TIME	MPH	DIFF	TIME OF DAY		
1 -		105.6	45.557	126.8	43.489	<b>114.9</b>	2:16.220	78.46	9.115	11:33:34.659	
2 -	39.915	107.3	44.977	<b>127.0</b>	42.512	113.1	2:07.404	83.89	0.299	11:35:42.063	
3 -	40.074	106.3	45.001	126.1	<b>42.216</b>	114.5	2:07.291 (2)	83.96	0.186	11:37:49.354	
4 -	39.839	107.0	44.915	125.4	42.553	113.9	2:07.307 (3)	83.95	0.202	11:39:56.661	
5 -	<b>39.774</b>	109.6	<b>44.858</b>	125.9	42.473	112.5	<b>2:07.105 (1)</b>	<b>84.08</b>		<b>11:42:03.766</b>	
6 -	40.049	104.2	45.076	126.3	42.416	113.3	2:07.541	83.80	0.436	11:44:11.307	
7 -	40.101	106.1	44.906	125.9	42.576	113.3	2:07.583	83.77	0.478	11:46:18.890	
8 -	40.133	107.7	44.944	126.1	42.300	112.9	2:07.377	83.90	0.272	11:48:26.267	
9 -	39.943	109.8	44.916	125.2	42.977	113.3	2:07.836	83.60	0.731	11:50:34.103	
10 -	40.116	<b>110.1</b>	45.117	125.6	42.732	112.4	2:07.965	83.52	0.860	11:52:42.068	
11 -	40.288	109.2	45.013	125.4	42.305	113.3	2:07.606	83.75	0.501	11:54:49.674	
12 -	40.162	108.7	45.175	125.6	42.460	113.1	2:07.797	83.63	0.692	11:56:57.471	
13 -	40.262	108.4	45.132	126.6	42.930	113.9	2:08.324	83.28	1.219	11:59:05.795	

P11 74		James COOK					Honda - Wilson Racing				
IDEAL LAP TIME : 2:07.112		BEST LAP TIME : 2:07.609					DIFFERENCE : 0.497				
LAP	SECTOR 1	SECTOR 2		SECTOR 3		LAP TIME	MPH	DIFF	TIME OF DAY		
1 -		105.5	<b>44.824</b>	<b>132.3</b>	45.366	<b>116.5</b>	2:17.304	77.84	9.695	11:33:35.743	
2 -	<b>39.878</b>	105.8	44.997	127.3	42.802	112.7	2:07.677	83.71	0.068	11:35:43.420	
3 -	40.178	104.5	45.218	125.6	42.431	113.1	2:07.827	83.61	0.218	11:37:51.247	
4 -	40.385	106.6	45.064	124.7	42.623	113.3	2:08.072	83.45	0.463	11:39:59.319	
5 -	39.954	107.8	45.167	123.5	42.519	111.4	2:07.640 (2)	83.73	0.031	11:42:06.959	
6 -	40.302	106.3	45.133	124.7	<b>42.410</b>	111.8	2:07.845	83.60	0.236	11:44:14.804	
7 -	40.143	105.1	45.074	125.2	42.448	111.1	2:07.665 (3)	83.71	0.056	11:46:22.469	
8 -	40.168	106.5	45.075	125.4	42.426	111.8	2:07.669	83.71	0.060	11:48:30.138	
9 -	40.256	108.5	45.295	124.2	42.638	111.1	2:08.189	83.37	0.580	11:50:38.327	
10 -	40.189	<b>108.9</b>	45.231	124.7	42.763	110.7	2:08.183	83.38	0.574	11:52:46.510	
11 -	40.062	107.7	45.107	124.0	42.440	111.2	<b>2:07.609 (1)</b>	<b>83.75</b>		<b>11:54:54.119</b>	
12 -	40.176	107.0	45.013	124.7	42.562	111.4	2:07.751	83.66	0.142	11:57:01.870	
13 -	40.281	106.6	44.897	124.2	42.573	111.6	2:07.751	83.66	0.142	11:59:09.621	

P12 14		Evann PENDRILL					Honda - VHC Racing				
IDEAL LAP TIME : 2:07.909		BEST LAP TIME : 2:08.062					DIFFERENCE : 0.153				
LAP	SECTOR 1	SECTOR 2		SECTOR 3		LAP TIME	MPH	DIFF	TIME OF DAY		
1 -		103.5	46.168	<b>124.9</b>	42.899	<b>111.4</b>	2:17.047	77.98	8.985	11:33:35.486	
2 -	40.585	103.0	45.257	122.6	42.626	111.2	2:08.468	83.19	0.406	11:35:43.954	
3 -	<b>40.437</b>	103.4	45.309	122.2	42.504	110.5	2:08.250 (3)	83.33	0.188	11:37:52.204	
4 -	40.680	100.7	45.459	120.2	42.881	109.6	2:09.020	82.84	0.958	11:40:01.224	
5 -	40.670	104.5	45.534	119.1	43.016	107.7	2:09.220	82.71	1.158	11:42:10.444	
6 -	40.651	102.1	45.330	120.0	42.668	108.7	2:08.649	83.07	0.587	11:44:19.093	
7 -	40.632	104.2	45.192	121.3	42.646	108.0	2:08.470	83.19	0.408	11:46:27.563	
8 -	40.985	105.3	45.355	121.1	42.419	108.4	2:08.759	83.00	0.697	11:48:36.322	
9 -	40.563	108.0	45.129	120.4	<b>42.370</b>	107.7	<b>2:08.062 (1)</b>	<b>83.46</b>		<b>11:50:44.384</b>	
10 -	40.574	107.8	45.251	120.6	42.746	107.2	2:08.571	83.12	0.509	11:52:52.955	
11 -	40.631	107.2	<b>45.102</b>	120.0	42.646	107.7	2:08.379	83.25	0.317	11:55:01.334	
12 -	40.440	<b>108.2</b>	45.151	120.4	42.644	108.0	2:08.235 (2)	83.34	0.173	11:57:09.569	
13 -	40.893	107.0	45.266	120.6	42.517	108.9	2:08.676	83.06	0.614	11:59:18.245	

Weather / Track : Cloudy / Dry

Snetterton 300  
Circuit Length = 2.9689 miles  
Start: 11:31 Flag 11:58 End: 12:02



SECTOR 1 = FL to I1, SECTOR 2 = I1 to I2, SECTOR 3 = I2 to FL, DIFF = Difference To Personal Best Lap, P = Crossed Finish Line in Pit Lane, D = Time Disallowed

P13 66		Annabel THOMAS					Honda - Microlise Cresswell Racing				
IDEAL LAP TIME : 2:07.286		BEST LAP TIME : 2:07.801					DIFFERENCE : 0.515				
LAP	SECTOR 1	SECTOR 2		SECTOR 3		LAP TIME	MPH	DIFF	TIME OF DAY		
1 -		102.2	46.684	128.3	44.017	<b>114.5</b>	2:21.120	75.73	13.319	11:33:39.559	
2 -	40.940	104.3	45.938	128.5	43.469	113.3	2:10.347	81.99	2.546	11:35:49.906	
3 -	40.902	106.5	45.473	126.6	<b>42.572</b>	112.9	2:08.947	82.88	1.146	11:37:58.853	
4 -	40.531	103.2	45.419	126.8	42.752	113.3	2:08.702	83.04	0.901	11:40:07.555	
5 -	40.327	108.4	45.109	127.0	42.714	112.9	2:08.150 (3)	83.40	0.349	11:42:15.705	
6 -	39.878	108.9	<b>45.055</b>	<b>129.0</b>	42.868	113.3	<b>2:07.801 (1)</b>	<b>83.63</b>		<b>11:44:23.506</b>	
7 -	<b>39.659</b>	<b>112.2</b>	46.077	128.3	42.897	112.2	2:08.633	83.08	0.832	11:46:32.139	
8 -	40.098	107.5	45.191	127.3	42.828	112.7	2:08.117 (2)	83.42	0.316	11:48:40.256	
9 -	40.279	103.4	45.193	127.0	42.723	112.0	2:08.195	83.37	0.394	11:50:48.451	
10 -	40.663	109.8	45.482	126.1	43.543	110.9	2:09.688	82.41	1.887	11:52:58.139	
11 -	40.682	105.5	45.555	126.1	42.970	112.0	2:09.207	82.72	1.406	11:55:07.346	
12 -	40.199	108.7	45.263	126.1	43.133	112.4	2:08.595	83.11	0.794	11:57:15.941	
13 -	40.552	106.1	45.175	125.6	43.087	112.5	2:08.814	82.97	1.013	11:59:24.755	

P14 11		Rossi DOBSON					Honda - Rossi Dobson				
IDEAL LAP TIME : 2:08.592		BEST LAP TIME : 2:08.738					DIFFERENCE : 0.146				
LAP	SECTOR 1	SECTOR 2		SECTOR 3		LAP TIME	MPH	DIFF	TIME OF DAY		
1 -		104.8	46.043	124.9	43.378	<b>116.9</b>	2:17.288	77.85	8.550	11:33:35.727	
2 -	40.847	104.8	45.477	<b>125.9</b>	42.911	113.9	2:09.235	82.70	0.497	11:35:44.962	
3 -	40.708	106.0	45.475	124.7	43.064	114.5	2:09.247	82.69	0.509	11:37:54.209	
4 -	40.827	107.0	45.621	124.2	43.184	113.7	2:09.632	82.44	0.894	11:40:03.841	
5 -	40.889	108.7	45.443	123.5	<b>42.783</b>	113.5	2:09.115	82.77	0.377	11:42:12.956	
6 -	40.562	<b>109.6</b>	45.657	123.8	43.051	113.7	2:09.270	82.68	0.532	11:44:22.226	
7 -	40.879	107.7	46.173	123.5	43.455	113.3	2:10.507	81.89	1.769	11:46:32.733	
8 -	40.512	106.8	45.496	124.9	42.844	113.7	2:08.852 (2)	82.94	0.114	11:48:41.585	
9 -	40.641	108.2	<b>45.398</b>	124.9	42.928	113.3	2:08.967 (3)	82.87	0.229	11:50:50.552	
10 -	40.623	108.9	45.559	124.2	42.875	112.4	2:09.057	82.81	0.319	11:52:59.609	
11 -	<b>40.411</b>	107.7	45.483	125.6	42.844	112.9	<b>2:08.738 (1)</b>	<b>83.02</b>		<b>11:55:08.347</b>	
12 -	40.717	108.7	45.577	124.5	42.988	113.5	2:09.282	82.67	0.544	11:57:17.629	
13 -	40.862	107.8	45.642	124.7	43.124	113.7	2:09.628	82.45	0.890	11:59:27.257	

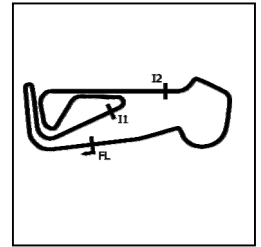
P15 75		Jonathan GARNESS					Honda - Microlise Cresswell Racing				
IDEAL LAP TIME : 2:08.008		BEST LAP TIME : 2:08.214					DIFFERENCE : 0.206				
LAP	SECTOR 1	SECTOR 2		SECTOR 3		LAP TIME	MPH	DIFF	TIME OF DAY		
1 -		109.2	48.035	129.0	43.947	<b>120.4</b>	2:20.383	76.13	12.169	11:33:38.822	
2 -	41.368	102.7	45.783	124.9	43.920	118.9	2:11.071	81.54	2.857	11:35:49.893	
3 -	41.299	100.1	45.703	125.2	43.846	118.7	2:10.848	81.68	2.634	11:38:00.741	
4 -	40.626	106.6	46.141	125.9	43.252	<b>120.4</b>	2:10.019	82.20	1.805	11:40:10.760	
5 -	40.591	107.3	45.688	130.3	43.471	117.9	2:09.750	82.37	1.536	11:42:20.510	
6 -	40.757	106.5	45.482	<b>131.5</b>	42.982	118.7	2:09.221	82.71	1.007	11:44:29.731	
7 -	40.713	105.1	45.113	130.3	43.306	117.9	2:09.132	82.76	0.918	11:46:38.863	
8 -	40.779	111.4	46.053	130.3	43.151	119.6	2:09.983	82.22	1.769	11:48:48.846	
9 -	<b>40.267</b>	112.9	45.033	130.5	<b>42.914</b>	118.7	<b>2:08.214 (1)</b>	<b>83.36</b>		<b>11:50:57.060</b>	
10 -	40.816	108.2	45.475	122.4	43.180	119.1	2:09.471	82.55	1.257	11:53:06.531	
11 -	40.338	111.1	<b>44.827</b>	130.3	43.096	118.5	2:08.261 (2)	83.33	0.047	11:55:14.792	
12 -	40.490	<b>113.5</b>	45.131	125.9	43.285	118.7	2:08.906	82.91	0.692	11:57:23.698	
13 -	40.703	101.5	45.072	125.9	43.098	118.7	2:08.873 (3)	82.93	0.659	11:59:32.571	

# MCRCB BULLETIN TK300

## 2020 Bennetts British Superbike Championship - Monster Round 2

### 2020 Honda British Talent Cup

### RACE 8 - SECTOR ANALYSIS



SECTOR 1 = FL to I1, SECTOR 2 = I1 to I2, SECTOR 3 = I2 to FL, DIFF = Difference To Personal Best Lap, P = Crossed Finish Line in Pit Lane, D = Time Disallowed

<b>P16 4</b>		<b>Sullivan MOUNSEY</b>					Honda - Lloyd & Jones PR Racing				
IDEAL LAP TIME : 2:07.944		BEST LAP TIME : 2:08.684					DIFFERENCE : 0.740				
LAP	SECTOR 1	SECTOR 2		SECTOR 3		LAP TIME	MPH	DIFF	TIME OF DAY		
1 -		104.5	47.642	127.0	43.777	<b>119.1</b>	2:21.650	75.45	12.966	11:33:40.089	
2 -	41.357	103.8	45.267	131.0	44.061	<b>119.1</b>	2:10.685	81.78	2.001	11:35:50.774	
3 -	40.891	105.0	45.800	128.0	43.463	118.7	2:10.154	82.11	1.470	11:38:00.928	
4 -	40.704	107.3	45.808	127.5	<b>42.852</b>	117.3	2:09.364	82.62	0.680	11:40:10.292	
5 -	40.761	110.9	45.261	126.6	43.226	115.1	2:09.248	82.69	0.564	11:42:19.540	
6 -	41.408	104.3	45.814	127.3	43.306	118.3	2:10.528	81.88	1.844	11:44:30.068	
7 -	40.656	107.0	45.189	<b>131.3</b>	43.208	118.1	2:09.053	82.81	0.369	11:46:39.121	
8 -	40.670	<b>112.9</b>	45.130	130.3	43.108	115.5	2:08.908	82.91	0.224	11:48:48.029	
9 -	40.464	110.5	45.185	129.5	43.035	115.5	<b>2:08.684 (1)</b>	<b>83.05</b>		<b>11:50:56.713</b>	
10 -	40.849	107.0	45.610	128.0	43.128	115.5	2:09.587	82.47	0.903	11:53:06.300	
11 -	40.885	112.4	<b>44.853</b>	<b>131.3</b>	43.346	117.3	2:09.084	82.79	0.400	11:55:15.384	
12 -	<b>40.239</b>	112.5	45.126	130.3	43.367	116.9	2:08.732 <b>(2)</b>	83.02	0.048	11:57:24.116	
13 -	40.415	103.7	45.282	130.8	43.075	118.9	2:08.772 <b>(3)</b>	83.00	0.088	11:59:32.888	

<b>P17 57</b>		<b>Josh HIATT</b>					Honda - Wilson Racing				
IDEAL LAP TIME : 2:08.989		BEST LAP TIME : 2:09.062					DIFFERENCE : 0.073				
LAP	SECTOR 1	SECTOR 2		SECTOR 3		LAP TIME	MPH	DIFF	TIME OF DAY		
1 -		<b>110.7</b>	46.053	<b>126.3</b>	43.491	<b>113.7</b>	2:17.856	77.53	8.794	11:33:36.295	
2 -	<b>40.564</b>	108.5	45.703	124.9	42.795	112.2	<b>2:09.062 (1)</b>	<b>82.81</b>		<b>11:35:45.357</b>	
3 -	40.681	109.2	45.840	123.1	<b>42.769</b>	112.4	2:09.290 <b>(2)</b>	82.66	0.228	11:37:54.647	
4 -	40.884	108.4	<b>45.656</b>	121.3	43.068	112.2	2:09.608	82.46	0.546	11:40:04.255	
5 -	40.935	109.1	45.807	121.7	42.896	109.4	2:09.638	82.44	0.576	11:42:13.893	
6 -	40.729	110.1	45.915	121.7	43.258	112.0	2:09.902	82.27	0.840	11:44:23.795	
7 -	40.791	109.2	46.038	122.4	43.184	110.0	2:10.013	82.20	0.951	11:46:33.808	
8 -	40.764	109.4	45.844	122.9	43.138	110.0	2:09.746	82.37	0.684	11:48:43.554	
9 -	41.015	108.2	45.945	121.1	43.231	108.7	2:10.191	82.09	1.129	11:50:53.745	
10 -	41.087	109.1	46.190	121.7	43.513	107.8	2:10.790	81.71	1.728	11:53:04.535	
11 -	41.223	108.0	46.003	121.3	43.951	110.3	2:11.177	81.47	2.115	11:55:15.712	
12 -	40.646	109.8	45.835	122.9	43.120	110.5	2:09.601 <b>(3)</b>	82.46	0.539	11:57:25.313	
13 -	41.010	108.5	45.979	122.2	43.427	110.3	2:10.416	81.95	1.354	11:59:35.729	

<b>P18 27</b>		<b>Calum BEACH</b>					Honda - Calum Beach Racing / SP125 Racing				
IDEAL LAP TIME : 2:09.981		BEST LAP TIME : 2:10.436					DIFFERENCE : 0.455				
LAP	SECTOR 1	SECTOR 2		SECTOR 3		LAP TIME	MPH	DIFF	TIME OF DAY		
1 -		<b>108.9</b>	46.430	<b>126.3</b>	45.038	112.5	2:21.545	75.50	11.109	11:33:39.984	
2 -	41.665	106.8	46.248	124.9	43.266	112.9	2:11.179	81.47	0.743	11:35:51.163	
3 -	41.590	103.0	46.062	124.5	43.423	<b>114.1</b>	2:11.075	81.54	0.639	11:38:02.238	
4 -	<b>41.061</b>	106.0	46.165	124.2	43.210	111.8	<b>2:10.436 (1)</b>	<b>81.94</b>		<b>11:40:12.674</b>	
5 -	41.468	101.9	46.075	124.2	43.276	112.0	2:10.819 <b>(3)</b>	81.70	0.383	11:42:23.493	
6 -	41.287	107.3	46.368	122.9	<b>43.155</b>	110.0	2:10.810 <b>(2)</b>	81.70	0.374	11:44:34.303	
7 -	41.346	107.8	46.175	121.7	43.405	109.1	2:10.926	81.63	0.490	11:46:45.229	
8 -	41.211	108.0	45.852	123.1	44.193	109.6	2:11.256	81.42	0.820	11:48:56.485	
9 -	41.130	107.7	47.284	122.6	43.751	107.8	2:12.165	80.86	1.729	11:51:08.650	
10 -	41.420	106.3	47.688	120.9	43.764	110.1	2:12.872	80.43	2.436	11:53:21.522	
11 -	41.674	100.4	46.256	122.2	43.721	108.9	2:11.651	81.18	1.215	11:55:33.173	
12 -	41.544	103.8	46.106	122.4	43.747	109.1	2:11.397	81.34	0.961	11:57:44.570	
13 -	41.215	108.4	<b>45.765</b>	123.3	43.911	109.4	2:10.891	81.65	0.455	11:59:55.461	

Weather / Track : Cloudy / Dry

Snetterton 300  
Circuit Length = 2.9689 miles  
Start: 11:31 Flag 11:58 End: 12:02

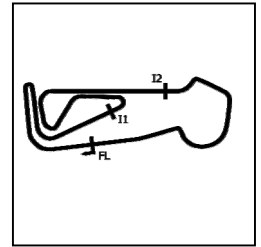


# MCRCB BULLETIN TK300

## 2020 Bennetts British Superbike Championship - Monster Round 2

### 2020 Honda British Talent Cup

### RACE 8 - SECTOR ANALYSIS



SECTOR 1 = FL to I1, SECTOR 2 = I1 to I2, SECTOR 3 = I2 to FL, DIFF = Difference To Personal Best Lap, P = Crossed Finish Line in Pit Lane, D = Time Disallowed

P19 2		Rhys COATES					Honda - Ernie Coates Race Support				
IDEAL LAP TIME : 2:10.110		BEST LAP TIME : 2:10.633					DIFFERENCE : 0.523				
LAP	SECTOR 1	SECTOR 2		SECTOR 3		LAP TIME	MPH	DIFF	TIME OF DAY		
1 -	98.1	46.992	<b>125.4</b>	43.897	<b>113.1</b>	2:19.613	76.55	8.980	11:33:38.052		
2 -	<b>41.074</b>	106.8	<b>45.844</b>	124.2	44.444	108.9	2:11.362	81.36	0.729	11:35:49.414	
3 -	41.389	100.7	46.366	119.4	43.854	111.6	2:11.609	81.21	0.976	11:38:01.023	
4 -	41.714	104.2	46.178	120.4	43.405	111.4	2:11.297	81.40	0.664	11:40:12.320	
5 -	41.240	101.2	46.073	123.1	43.790	110.1	2:11.103 (3)	81.52	0.470	11:42:23.423	
6 -	41.533	<b>109.2</b>	46.590	122.2	44.060	110.5	2:12.183	80.85	1.550	11:44:35.606	
7 -	41.104	106.3	46.337	124.2	<b>43.192</b>	110.9	<b>2:10.633 (1)</b>	<b>81.81</b>		<b>11:46:46.239</b>	
8 -	41.147	102.7	46.221	123.5	43.918	111.6	2:11.286	81.41	0.653	11:48:57.525	
9 -	41.083	106.6	46.401	124.2	43.828	110.7	2:11.312	81.39	0.679	11:51:08.837	
10 -	41.735	101.9	46.985	120.9	43.691	107.7	2:12.411	80.71	1.778	11:53:21.248	
11 -	41.782	103.8	46.812	114.3	43.850	110.0	2:12.444	80.69	1.811	11:55:33.692	
12 -	41.370	104.6	46.328	123.1	43.598	110.5	2:11.296	81.40	0.663	11:57:44.988	
13 -	41.282	103.8	46.086	123.1	43.450	111.8	2:10.818 (2)	81.70	0.185	11:59:55.806	

P20 65		Alexander ROWAN					Honda - Alexander Rowan Racing				
IDEAL LAP TIME : 2:10.241		BEST LAP TIME : 2:10.480					DIFFERENCE : 0.239				
LAP	SECTOR 1	SECTOR 2		SECTOR 3		LAP TIME	MPH	DIFF	TIME OF DAY		
1 -	103.5	47.926	128.8	45.774	117.1	2:23.696	74.37	13.216	11:33:42.135		
2 -	42.233	110.0	46.841	129.8	44.596	116.1	2:13.670	79.95	3.190	11:35:55.805	
3 -	41.732	112.4	46.173	129.5	44.096	<b>117.3</b>	2:12.001	80.96	1.521	11:38:07.806	
4 -	41.382	108.9	45.905	129.5	44.290	<b>117.3</b>	2:11.577	81.23	1.097	11:40:19.383	
5 -	<b>40.990</b>	112.7	46.109	129.0	43.818	115.9	2:10.917 (2)	81.64	0.437	11:42:30.300	
6 -	41.212	<b>113.3</b>	<b>45.479</b>	129.0	43.789	116.5	<b>2:10.480 (1)</b>	<b>81.91</b>		<b>11:44:40.780</b>	
7 -	41.560	110.7	46.486	128.5	44.039	115.9	2:12.085	80.91	1.605	11:46:52.865	
8 -	41.462	109.4	45.950	130.0	44.198	116.5	2:11.610	81.21	1.130	11:49:04.475	
9 -	41.158	112.4	46.149	130.0	44.052	115.7	2:11.359	81.36	0.879	11:51:15.834	
10 -	41.175	112.4	46.505	130.0	<b>43.772</b>	115.7	2:11.452	81.30	0.972	11:53:27.286	
11 -	41.097	112.4	45.802	129.5	44.326	116.3	2:11.225	81.44	0.745	11:55:38.511	
12 -	41.457	112.0	45.847	<b>131.3</b>	44.307	116.1	2:11.611	81.20	1.131	11:57:50.122	
13 -	41.083	<b>113.3</b>	46.016	130.8	44.061	116.9	2:11.160 (3)	81.48	0.680	12:00:01.282	

P21 44		Lucas HILL					Honda - Ashcourt Racing				
IDEAL LAP TIME : 2:12.891		BEST LAP TIME : 2:13.441					DIFFERENCE : 0.550				
LAP	SECTOR 1	SECTOR 2		SECTOR 3		LAP TIME	MPH	DIFF	TIME OF DAY		
1 -	103.7	48.155	120.0	45.743	108.7	2:24.706	73.86	11.265	11:33:43.145		
2 -	42.110	106.0	<b>46.549</b>	<b>123.5</b>	44.782	108.0	<b>2:13.441 (1)</b>	<b>80.09</b>		<b>11:35:56.586</b>	
3 -	42.104	105.8	47.220	120.0	<b>44.529</b>	<b>111.8</b>	2:13.853 (2)	79.84	0.412	11:38:10.439	
4 -	42.113	105.8	47.189	120.4	44.992	109.2	2:14.294 (3)	79.58	0.853	11:40:24.733	
5 -	42.327	106.1	47.314	118.7	45.133	107.8	2:14.774	79.30	1.333	11:42:39.507	
6 -	42.378	106.3	47.153	120.0	44.887	108.4	2:14.418	79.51	0.977	11:44:53.925	
7 -	42.441	95.8	47.913	121.3	45.303	106.3	2:15.657	78.78	2.216	11:47:09.582	
8 -	42.861	<b>108.0</b>	47.439	120.4	45.453	106.5	2:15.753	78.73	2.312	11:49:25.335	
9 -	42.290	107.7	48.670	120.2	45.149	108.4	2:16.109	78.52	2.668	11:51:41.444	
10 -	42.495	107.5	47.073	121.3	44.879	108.9	2:14.447	79.49	1.006	11:53:55.891	
11 -	42.311	106.3	47.318	118.5	44.990	108.5	2:14.619	79.39	1.178	11:56:10.510	
12 -	<b>41.813</b>	105.8	50.059	101.3	45.765	103.2	2:17.637	77.65	4.196	11:58:28.147	

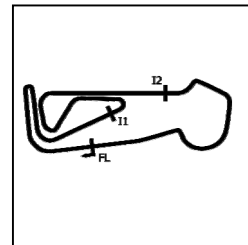
Weather / Track : Cloudy / Dry

Snetterton 300  
Circuit Length = 2.9689 miles  
Start: 11:31 Flag 11:58 End: 12:02

## 2020 Bennetts British Superbike Championship - Monster Round 2

## 2020 Honda British Talent Cup

## RACE 8 - SECTOR ANALYSIS



SECTOR 1 = FL to I1, SECTOR 2 = I1 to I2, SECTOR 3 = I2 to FL, DIFF = Difference To Personal Best Lap, P = Crossed Finish Line in Pit Lane, D = Time Disallowed

P22 17		Franco BOURNE					Honda - Franco Bourne Racing / SP125 Racing				
IDEAL LAP TIME : 2:03.561		BEST LAP TIME : 2:03.864					DIFFERENCE : 0.303				
LAP	SECTOR 1	SECTOR 2		SECTOR 3		LAP TIME	MPH	DIFF	TIME OF DAY		
1 -		112.7	44.335	125.4	41.538	114.9	2:10.799	81.71	6.935	11:33:29.238	
2 -	39.756	111.6	43.921	128.8	41.359	116.7	2:05.036	85.48	1.172	11:35:34.274	
3 -	39.073	113.1	43.837	126.8	41.134	113.5	2:04.044 (3)	86.16	0.180	11:37:38.318	
4 -	39.523	109.2	44.106	129.3	41.224	116.7	2:04.853	85.60	0.989	11:39:43.171	
5 -	39.088	111.1	43.846	128.5	<b>40.930</b>	116.9	<b>2:03.864 (1)</b>	<b>86.28</b>		<b>11:41:47.035</b>	
6 -	<b>38.898</b>	112.4	43.782	127.8	41.196	114.5	2:03.876 (2)	86.28	0.012	11:43:50.911	
7 -	39.130	112.5	43.851	129.5	41.415	116.1	2:04.396	85.91	0.532	11:45:55.307	
8 -	39.185	111.2	44.126	128.0	41.469	<b>118.9</b>	2:04.780	85.65	0.916	11:48:00.087	
9 -	39.160	112.7	<b>43.733</b>	129.5	41.421	117.3	2:04.314	85.97	0.450	11:50:04.401	
10 -	39.148	112.2	43.852	<b>130.5</b>	41.074	114.1	2:04.074	86.14	0.210	11:52:08.475	
11 -	39.480	<b>114.3</b>	43.888	128.5	41.287	117.1	2:04.655	85.74	0.791	11:54:13.130	
12 -	39.383	111.6	44.096	129.3	41.171	115.7	2:04.650	85.74	0.786	11:56:17.780	
13 -	38.956	112.9	43.747	129.5	41.355	117.7	2:04.058	86.15	0.194	11:58:21.838	

P23 90		Harry COOK					Honda - JDF Racing				
IDEAL LAP TIME : 2:09.512		BEST LAP TIME : 2:09.819					DIFFERENCE : 0.307				
LAP	SECTOR 1	SECTOR 2		SECTOR 3		LAP TIME	MPH	DIFF	TIME OF DAY		
1 -		104.8	46.749	<b>125.2</b>	44.718	<b>114.9</b>	2:21.760	75.39	11.941	11:33:40.199	
2 -	41.767	95.5	46.399	124.2	<b>43.102</b>	114.1	2:11.268	81.42	1.449	11:35:51.467	
3 -	41.616	103.7	46.628	124.9	43.206	112.9	2:11.450	81.30	1.631	11:38:02.917	
4 -	41.389	101.8	46.377	123.5	43.447	112.5	2:11.213	81.45	1.394	11:40:14.130	
5 -	<b>40.873</b>	<b>106.6</b>	<b>45.537</b>	124.5	43.409	112.5	<b>2:09.819 (1)</b>	<b>82.33</b>		<b>11:42:23.949</b>	
6 -	41.365	104.2	46.222	123.5	43.223	111.6	2:10.810 (2)	81.70	0.991	11:44:34.759	
7 -	41.578	103.4	46.029	124.5	43.208	111.1	2:10.815 (3)	81.70	0.996	11:46:45.574	
8 -	41.070	105.8	45.608	124.7	44.167	109.4	2:10.845	81.68	1.026	11:48:56.419	

P24 69		Gary SCOTT					Honda - Scott Racing				
IDEAL LAP TIME : 2:09.758		BEST LAP TIME : 2:09.899					DIFFERENCE : 0.141				
LAP	SECTOR 1	SECTOR 2		SECTOR 3		LAP TIME	MPH	DIFF	TIME OF DAY		
1 -		104.3	46.661	125.4	44.076	<b>114.7</b>	2:19.770	76.46	9.871	11:33:38.209	
2 -	41.979	107.5	46.187	124.2	44.356	112.5	2:12.522	80.65	2.623	11:35:50.731	
3 -	41.202	108.0	46.107	122.9	43.991	112.4	2:11.300	81.40	1.401	11:38:02.031	
4 -	41.424	109.1	46.799	123.8	44.321	112.4	2:12.544	80.63	2.645	11:40:14.575	
5 -	41.070	107.3	<b>45.707</b>	123.8	44.094	110.5	2:10.871 (3)	81.66	0.972	11:42:25.446	
6 -	40.971	106.1	45.933	124.5	43.525	114.1	2:10.429 (2)	81.94	0.530	11:44:35.875	
7 -	41.069	106.1	46.401	<b>126.3</b>	43.714	111.1	2:11.184	81.47	1.285	11:46:47.059	
8 -	<b>40.689</b>	105.1	45.848	124.7	<b>43.362</b>	111.6	<b>2:09.899 (1)</b>	<b>82.27</b>		<b>11:48:56.958</b>	

P25 7		Jamie LYONS					Honda - Jamie Lyons Racing				
IDEAL LAP TIME : 2:06.458		BEST LAP TIME :					DIFFERENCE :				
LAP	SECTOR 1	SECTOR 2		SECTOR 3		LAP TIME	MPH	DIFF	TIME OF DAY		
1 -		<b>110.0</b>	<b>44.862</b>	<b>125.6</b>	<b>41.756</b>	<b>114.5</b>	2:13.085	80.30		11:33:31.524	

P26 99		Bailey STUART-CAMPBELL					Honda - 151s S-C Racing				
IDEAL LAP TIME : 2:06.749		BEST LAP TIME :					DIFFERENCE :				
LAP	SECTOR 1	SECTOR 2		SECTOR 3		LAP TIME	MPH	DIFF	TIME OF DAY		
1 -		<b>112.9</b>	44.939	129.3	<b>42.171</b>	<b>117.5</b>	2:13.787	79.88		11:33:32.226	

**MCRCB BULLETIN TK301****2020 Bennetts British Superbike Championship - Monster Round 2****2020 Honda British Talent Cup****RACE 8 - BEST SECTORS**

SECTOR 1			SECTOR 2			SECTOR 3			IDEAL / BEST COMPARISON						
POS	NO	NAME	TIME	NO	NAME	TIME	NO	NAME	TIME	POS	NO	NAME	IDEAL	BEST	DIFF
													<b>PERFECT LAP</b>	<b>2:02.862</b>	
1	16	CLARIDGE	38.792	16	CLARIDGE	43.169	72	O'GORMAN	40.901	1	16	CLARIDGE	2:02.868	2:03.949	1.081
2	71	FARRER	38.849	72	O'GORMAN	43.472	16	CLARIDGE	40.907	2	72	O'GORMAN	2:03.252	2:03.813	0.561
3	72	O'GORMAN	38.879	71	FARRER	43.523	71	FARRER	40.914	3	71	FARRER	2:03.286	2:03.754	0.468
4	17	BOURNE	38.898	8	O'SHEA	43.615	17	BOURNE	40.930	4	17	BOURNE	2:03.561	2:03.864	0.303
5	8	O'SHEA	39.055	17	BOURNE	43.733	8	O'SHEA	40.990	5	8	O'SHEA	2:03.660	2:03.925	0.265
6	37	TINKER	39.379	46	DUFTON	44.039	37	TINKER	41.309	6	37	TINKER	2:04.996	2:05.729	0.733
7	46	DUFTON	39.453	15	CROSBY	44.050	46	DUFTON	41.540	7	46	DUFTON	2:05.032	2:05.381	0.349
8	43	HITCHCOCK	39.465	43	HITCHCOCK	44.181	43	HITCHCOCK	41.756	8	43	HITCHCOCK	2:05.402	2:06.042	0.640
9	52	BELFORD	39.589	37	TINKER	44.308	7	LYONS	41.756	9	15	CROSBY	2:05.642	2:06.414	0.772
10	66	THOMAS	39.659	52	BELFORD	44.538	52	BELFORD	41.821	10	52	BELFORD	2:05.948	2:06.373	0.425
11	15	CROSBY	39.711	74	COOK	44.824	15	CROSBY	41.881	11	7	LYONS	2:06.458		
12	99	STUART-CAMPBELL	39.729	75	GARNESS	44.827	99	STUART-CAMPBELL	42.171	12	99	STUART-CAMPBELL	2:06.749		
13	48	WALKER	39.774	99	STUART-CAMPBELL	44.849	48	WALKER	42.216	13	48	WALKER	2:06.848	2:07.105	0.257
14	7	LYONS	39.840	4	MOUNSEY	44.853	14	PENDRILL	42.370	14	74	COOK	2:07.112	2:07.609	0.497
15	74	COOK	39.878	48	WALKER	44.858	74	COOK	42.410	15	66	THOMAS	2:07.286	2:07.801	0.515
16	4	MOUNSEY	40.239	7	LYONS	44.862	66	THOMAS	42.572	16	14	PENDRILL	2:07.909	2:08.062	0.153
17	75	GARNESS	40.267	66	THOMAS	45.055	57	HIATT	42.769	17	4	MOUNSEY	2:07.944	2:08.684	0.740
18	11	DOBSON	40.411	14	PENDRILL	45.102	11	DOBSON	42.783	18	75	GARNESS	2:08.008	2:08.214	0.206
19	14	PENDRILL	40.437	11	DOBSON	45.398	4	MOUNSEY	42.852	19	11	DOBSON	2:08.592	2:08.738	0.146
20	57	HIATT	40.564	65	ROWAN	45.479	75	GARNESS	42.914	20	57	HIATT	2:08.989	2:09.062	0.073
21	69	SCOTT	40.689	90	COOK	45.537	90	COOK	43.102	21	90	COOK	2:09.512	2:09.819	0.307
22	90	COOK	40.873	57	HIATT	45.656	27	BEACH	43.155	22	69	SCOTT	2:09.758	2:09.899	0.141
23	65	ROWAN	40.990	69	SCOTT	45.707	2	COATES	43.192	23	27	BEACH	2:09.981	2:10.436	0.455
24	27	BEACH	41.061	27	BEACH	45.765	69	SCOTT	43.362	24	2	COATES	2:10.110	2:10.633	0.523
25	2	COATES	41.074	2	COATES	45.844	65	ROWAN	43.772	25	65	ROWAN	2:10.241	2:10.480	0.239
26	44	HILL	41.813	44	HILL	46.549	44	HILL	44.529	26	44	HILL	2:12.891	2:13.441	0.550

Weather / Track : Cloudy / Dry

Snetterton 300

Circuit Length = 2.9689 miles

Start: 11:31 Flag 11:58 End: 12:02

Results can be found at [www.tsl-timing.com](http://www.tsl-timing.com)

Printed - 12:10 Sunday, 23 August 2020

**MCRCB BULLETIN TK302****2020 Bennetts British Superbike Championship - Monster Round 2****2020 Honda British Talent Cup****RACE 8 - BEST SPEEDS**

POS	INTERMEDIATE 1			INTERMEDIATE 2			FINISH LINE		
	NO	NAME	MPH	NO	NAME	MPH	NO	NAME	MPH
1	8	O'SHEA	116.9	72	O'GORMAN	135.2	72	O'GORMAN	121.1
2	72	O'GORMAN	115.5	8	O'SHEA	132.3	75	GARNESS	120.4
3	71	FARRER	115.5	52	BELFORD	132.3	71	FARRER	119.8
4	16	BOURNE	114.3	74	COOK	132.3	8	O'SHEA	119.6
5	17	CLARIDGE	114.1	71	FARRER	131.8	4	MOUNSEY	119.1
6	75	GARNESS	113.5	75	GARNESS	131.5	17	BOURNE	118.9
7	65	ROWAN	113.3	4	MOUNSEY	131.3	37	TINKER	118.1
8	52	BELFORD	113.1	65	ROWAN	131.3	43	HITCHCOCK	117.9
9	4	MOUNSEY	112.9	15	CROSBY	131.0	16	CLARIDGE	117.7
10	99	STUART-CAMPBELL	112.9	17	BOURNE	130.5	52	BELFORD	117.7
11	46	DUFTON	112.4	16	CLARIDGE	129.8	99	STUART-CAMPBELL	117.5
12	15	CROSBY	112.4	46	DUFTON	129.5	65	ROWAN	117.3
13	66	THOMAS	112.2	99	STUART-CAMPBELL	129.5	11	DOBSON	116.9
14	37	TINKER	111.8	43	HITCHCOCK	129.3	74	COOK	116.5
15	43	HITCHCOCK	110.9	66	THOMAS	129.0	15	CROSBY	116.3
16	57	HIATT	110.7	37	TINKER	128.8	46	DUFTON	114.9
17	69	SCOTT	110.5	48	WALKER	127.0	48	WALKER	114.9
18	48	WALKER	110.1	57	HIATT	126.3	90	COOK	114.9
19	7	LYONS	110.0	27	BEACH	126.3	69	SCOTT	114.7
20	11	DOBSON	109.6	69	SCOTT	126.3	66	THOMAS	114.5
21	2	COATES	109.2	11	DOBSON	125.9	7	LYONS	114.5
22	74	COOK	108.9	7	LYONS	125.6	27	BEACH	114.1
23	27	BEACH	108.9	2	COATES	125.4	57	HIATT	113.7
24	14	PENDRILL	108.2	90	COOK	125.2	2	COATES	113.1
25	44	HILL	108.0	14	PENDRILL	124.9	44	HILL	111.8
26	90	COOK	106.6	44	HILL	123.5	14	PENDRILL	111.4

Weather / Track : Cloudy / Dry

Results can be found at [www.tsl-timing.com](http://www.tsl-timing.com)Snetterton 300  
Circuit Length = 2.9689 miles  
Start: 11:31 Flag 11:58 End: 12:02

Printed - 12:11 Sunday, 23 August 2020

# MCRCB BULLETIN TK303

## 2020 Bennetts British Superbike Championship - Monster Round 2

### 2020 Honda British Talent Cup

#### RACE 8 - STATISTICS

Competitors Started	26
Planned Start	2020-08-23 @ 11:30:00.000
Actual Start	2020-08-23 @ 11:31:18.438
Finish Time	2020-08-23 @ 11:58:21.547
Track Length	2.9689mi.
Total Laps	303
Total Distance Covered	899.5802mi.

#### Session Fastest Lap History

NO	NAME	LAP TIME	TIME OF DAY	LAP	VEHICLE
16	Harvey CLARIDGE	<b>2:04.966</b>	11:35:34.140	2	Honda
8	Eddie O'SHEA	<b>2:04.964</b>	11:35:34.257	2	Honda
72	Casey O'GORMAN	<b>2:04.932</b>	11:35:34.905	2	Honda
71	Charlie FARRER	<b>2:04.783</b>	11:35:35.215	2	Honda
16	Harvey CLARIDGE	<b>2:04.047</b>	11:37:38.186	3	Honda
17	Franco BOURNE	<b>2:04.044</b>	11:37:38.220	3	Honda
8	Eddie O'SHEA	<b>2:03.925</b>	11:41:46.663	5	Honda
17	Franco BOURNE	<b>2:03.864</b>	11:41:47.051	5	Honda
71	Charlie FARRER	<b>2:03.845</b>	11:41:47.983	5	Honda
72	Casey O'GORMAN	<b>2:03.813</b>	11:43:51.633	6	Honda
71	Charlie FARRER	<b>2:03.754</b>	11:43:51.719	6	Honda

#### Session Leader History

NO	NAME	FROM LAP	LAPS LED	DISTANCE	VEHICLE
16	Harvey CLARIDGE	1	3	8.90 miles	Honda
8	Eddie O'SHEA	4	5	14.84 miles	Honda
16	Harvey CLARIDGE	9	1	2.96 miles	Honda
8	Eddie O'SHEA	10	3	8.90 miles	Honda
72	Casey O'GORMAN	13	1	2.96 miles	Honda

#### Flag History

TYPE	TIME OF DAY
GREEN	11:31:18.438
FINISH	11:58:21.547

#### Flag Statistics

TYPE	COUNT	TOTAL LAPS	TOTAL TIME
Green	1	13	30:59.034
Red	0	0	0.000
Safety Car	0	0	0.000
FCY	0	0	0.000

Weather / Track : Cloudy / Dry

Results can be found at [www.tsl-timing.com](http://www.tsl-timing.com)

Snetterton 300  
Circuit Length = 2.9689 miles  
Start: 11:31 Flag 11:58 End: 12:02

Printed - 12:12 Sunday, 23 August 2020

# MCRCB BULLETIN TK304

## 2020 Bennetts British Superbike Championship - Monster Round 2

### 2020 Honda British Talent Cup

#### RACE 8 - SESSION NOTES

TIME	MESSAGE
11:19:05	PITLANE OPEN
11:21:17	PITLANE CLOSED
11:23:01	5 MINUTES TO WARM UP LAP
11:25:00	3 MINUTES TO WARM UP LAP
11:27:00	1 MINUTE TO WARM UP LAP
11:27:31	30 SECONDS TO WARM UP LAP
11:27:44	GREEN FLAG - WARM UP LAP
11:29:54	
11:29:59	RACE START
11:33:13	NO JUMP STARTS
11:37:43	NO. 7 AND 99 FALLERS AT T11 CORAM
11:38:15	NO. 7 AND 99 FALLERS AT T11 CORAM - 7 RIDER OK #99 TO MEDICAL
11:38:22	NO. 7 AND 99 FALLERS AT T11 CORAM - #7 RIDER OK #99 TO MEDICAL
11:50:23	NO. 69 90 FALLER AT T6 OGGIES - RIDER OK
12:00:57	RESULT 72 - 8 - 16

Weather / Track : Cloudy / Dry

Results can be found at [www.tsl-timing.com](http://www.tsl-timing.com)

Snetterton 300  
Circuit Length = 2.9689 miles  
Start: 11:31 Flag 11:58 End: 12:02

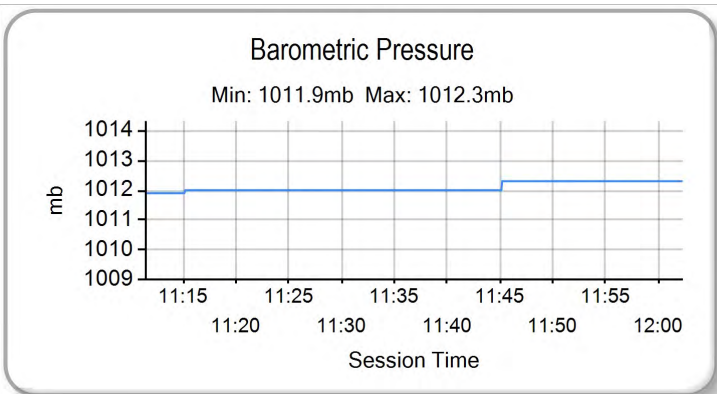
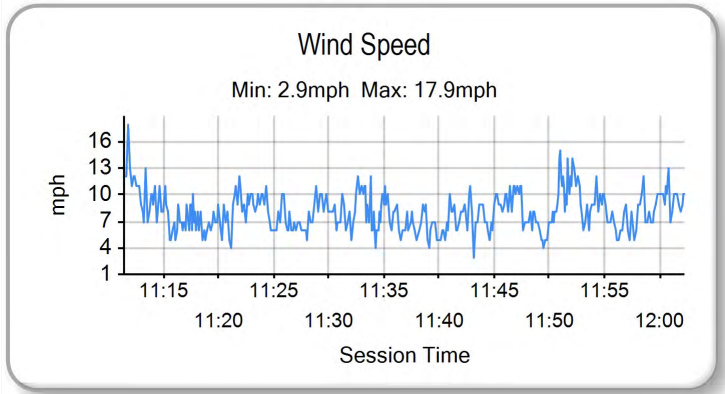
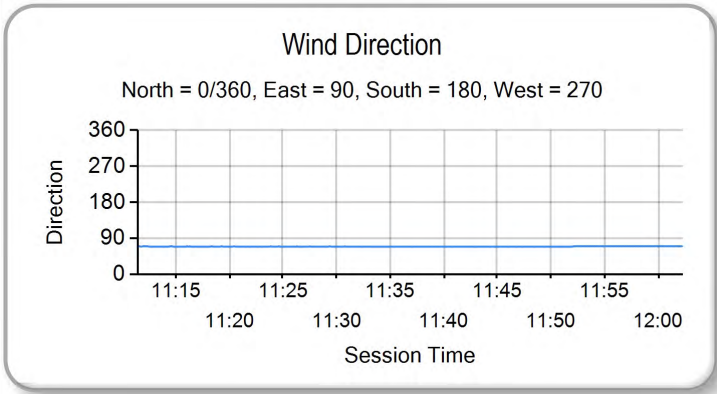
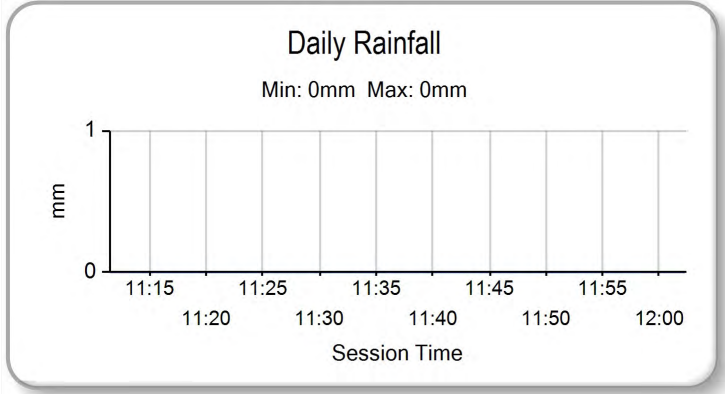
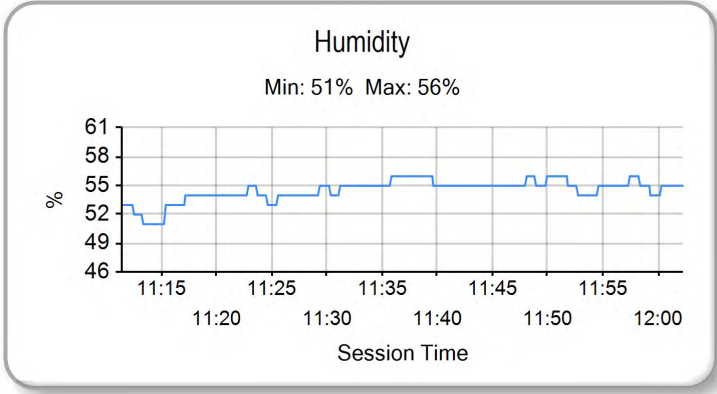
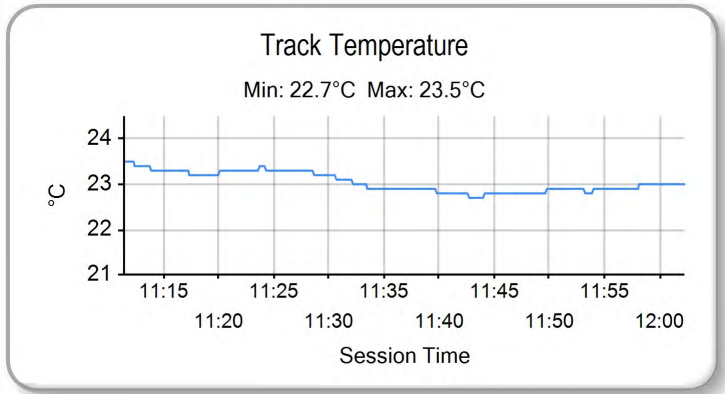
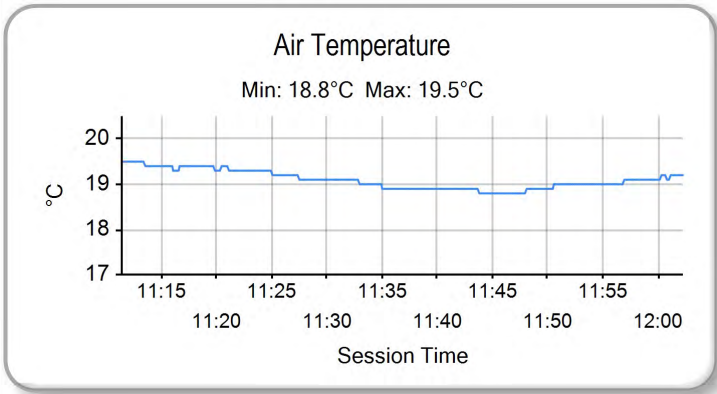
Printed - 12:12 Sunday, 23 August 2020

# MCRCB BULLETIN TK305

## 2020 Bennetts British Superbike Championship - Monster Round 2

### 2020 Honda British Talent Cup

#### RACE 8 - WEATHER CONDITIONS



Weather / Track : Cloudy / Dry

Results can be found at [www.tsl-timing.com](http://www.tsl-timing.com)

Snetterton 300  
Circuit Length = 2.9689 miles  
Start: 11:31 Flag 11:58 End: 12:02

Printed - 12:13 Sunday, 23 August 2020

**MCRCB BULLETIN TK306**

**2020 Honda British Talent Cup**

**RIDERS POINTS AFTER ROUND 4**



		TOTAL	GAP	DIFF											Wins	Seconds	Thirds
					1 7th-9th August	2 Donington Park National	3 21st-23rd August	4 Snetterton 300	5 4th-6th September	6 Silverstone National	7 2nd-4th October	8 Donington Park GP	9 16th-18th October	10 Brands Hatch GP			
1	Franco BOURNE	70			20	25	25								2	1	0
2	Eddie O'SHEA	62	8		11	11	20	20							0	2	0
3	Harvey CLARIDGE	57	13	5	8	20	13	16							0	1	1
4	Casey O'GORMAN	50	20	7	25		25								2	0	0
5	Charlie FARRER	45	25	5	16		16	13							0	0	2
6	Elliott DUFTON	38	32	7	6	10	11	11							0	0	0
7	Bailey STUART-CAMPBELL	32	38	6	9	16	7								0	0	1
8	Harrison CROSBY	30	40	2	5	7	9	9							0	0	0
9	Corey TINKER	28	42	2	10		10	8							0	0	0
10	Ollie WALKER	26	44	2	3	9	8	6							0	0	0
11	Ryan HITCHCOCK	25	45	1	4	8	6	7							0	0	0
12	Evan BELFORD	23	47	2		13		10							0	0	0
13	James COOK	18	52	5	7	6		5							0	0	0
14	Jamie LYONS	13	57	5	13										0	0	0
15	Evann PENDRILL	9	61	4	1		4	4							0	0	0
16	Sullivan MOUNSEY	8	62	1	2	5	1								0	0	0
17	Annabel THOMAS	8	62	0			5	3							0	0	0
18	Rossi DOBSON	5	65	3		3		2							0	0	0
19	Gary SCOTT	4	66	1		4									0	0	0
20	Lucas HILL	3	67	1			3								0	0	0
21	Rhys COATES	2	68	1		2									0	0	0
22	Josh HIATT	2	68	0			2								0	0	0
23	Calum BEACH	1	69	1		1									0	0	0
24	Jonathan GARNES	1	69	0				1							0	0	0