

Results and timing service provided by **TISSOT**

**BTC**

# MONSTER ENERGY BRITISH GRAND PRIX

## Race Nr. 2

### Classification after 11 laps = 64.9 km

**20**

<i>Pos</i>		<i>Rider</i>	<i>Nation</i>	<i>Team</i>	<i>Motorcycle</i>	<i>Total Time</i>	<i>Km/h</i>	<i>Gap</i>
1	25	<b>67 Casey O'GORMAN</b>	GBR	Microlise Cresswell Racing	HONDA	<b>26'08.933</b>	148.9	
2	20	<b>7 Jamie LYONS</b>	GBR	C&M Motors Ltd / Tooltec Racing	HONDA	<b>26'09.107</b>	148.8	0.174
3	16	<b>52 Evan BELFORD</b>	GBR	City Lifting by RS Racing	HONDA	<b>26'12.825</b>	148.5	3.892
4	13	<b>15 Harrison CROSBY</b>	GBR	Banks Racing	HONDA	<b>26'12.906</b>	148.5	3.973
5	11	<b>74 Carter BROWN</b>	GBR	City Lifting by RS Racing	HONDA	<b>26'13.471</b>	148.4	4.538
6	10	<b>4 Sullivan MOUNSEY</b>	GBR	iForce Lloyd & Jones	HONDA	<b>26'18.497</b>	148.0	9.564
7	9	<b>37 Corey TINKER</b>	GBR	CT Racing	HONDA	<b>26'18.664</b>	147.9	9.731
8	8	<b>23 Rhys STEPHENSON</b>	GBR	Rocket Racing	HONDA	<b>26'18.710</b>	147.9	9.777
9	7	<b>29 Lucas BROWN</b>	GBR	Amphibian Scaffolding / SP125 Ra	HONDA	<b>26'38.156</b>	146.1	29.223
10	6	<b>79 Harley MCCABE</b>	GBR	MLav VisionTrack Academy	HONDA	<b>26'38.365</b>	146.1	29.432
11	5	<b>53 Kiyano VEIJER</b>	NLD	Microlise Cresswell Racing	HONDA	<b>26'38.544</b>	146.1	29.611
12	4	<b>40 Julian CORREA</b>	USA	Microlise Cresswell Racing	HONDA	<b>26'39.291</b>	146.0	30.358
13	3	<b>41 Luca HOPKINS</b>	GBR	Wilson Racing	HONDA	<b>26'39.968</b>	146.0	31.035
14	2	<b>57 Johnny GARNESSE</b>	GBR	City Lifting by RS Racing	HONDA	<b>26'43.502</b>	145.7	34.569
15	1	<b>65 Alexander ROWAN</b>	GBR	Victoria House Mortimer Racing	HONDA	<b>26'46.120</b>	145.4	37.187
16		<b>96 Rossi BANHAM</b>	GBR	MJL Racing	HONDA	<b>26'46.667</b>	145.4	37.734
17		<b>33 JJ CUNNINGHAM</b>	GBR	Thornycroft56/JCRsupersport	HONDA	<b>26'51.453</b>	144.9	42.520
18		<b>12 Josh BANNISTER</b>	GBR	Dunsley Heat Racing	HONDA	<b>26'52.058</b>	144.9	43.125
19		<b>2 Rosh COATES</b>	GBR	Ernie Coates Race Support / SP12	HONDA	<b>27'05.200</b>	143.7	56.267
20		<b>5 Mason JOHNSON</b>	GBR	Johnson Racing	HONDA	<b>27'05.230</b>	143.7	56.297
21		<b>66 Rossi DOBSON</b>	GBR	WM Racing	HONDA	<b>27'05.522</b>	143.7	56.589
22		<b>55 Harrison DESSOY</b>	GBR	Thornycroft56 Racing	HONDA	<b>27'05.820</b>	143.7	56.887
23		<b>8 Ross MOORE</b>	GBR	B Moore Honda	HONDA	<b>27'15.872</b>	142.8	1'06.939
24		<b>22 Anthony EAGLE</b>	UZB	Microlise Cresswell Racing	HONDA	<b>27'26.700</b>	141.8	1'17.767
25		<b>99 Peter WILLIS</b>	GBR	WM Racing	HONDA	<b>27'27.087</b>	141.8	1'18.154
26		<b>51 Holly HARRIS</b>	GBR	MJL Racing	HONDA	<b>28'05.791</b>	138.5	1'56.858
<b>Not Classified</b>								
		<b>48 Ollie WALKER</b>	GBR	Moto Rapido / SP125 Racing	HONDA	<b>23'49.833</b>	148.5	1 lap
		<b>24 Cormac BUCHANAN</b>	NZE	Microlise Cresswell Racing	HONDA	<b>21'27.117</b>	148.5	2 laps
		<b>34 James COOK</b>	GBR	Wilson Racing	HONDA	<b>19'03.995</b>	148.5	3 laps
		<b>61 Harrison MACKAY</b>	GBR	True Heros Racing / Super Soco	HONDA	<b>4'57.630</b>	142.7	9 laps
		<b>9 Bailey STUART-CAMPBE</b>	GBR	Team 151s	HONDA			
<b>Not finished first lap</b>								
		<b>69 Eli BANISH</b>	USA	Team Thornycroft Racing	HONDA			

The results are provisional until the end of the limit for protest and appeals.

Time limit for protest expires 30' after publication of the results - ..... Time: .....

DORNA DATA PROCESSING TIMING SERVICE DORNA DATA PROCESSING TIMING SERVICE DORNA DATA PROCESSING TIMING SERVICE DORNA DATA PROCESSING TIMING SERVICE DORNA DATA PROCESSING TIMING SERVICE DORNA DATA PROCESSING TIMING SERVICE DORNA DATA PROCESSING TIMING SERVICE DORNA DATA PROCESSING TIMING SERVICE DORNA DATA PROCESSING TIMING SERVICE DORNA DATA PROCCESSS

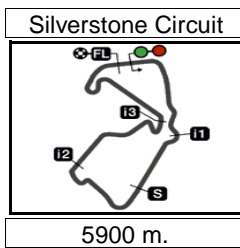












Results and timing service provided by **TISSOT**

**BTC**

# MONSTER ENERGY BRITISH GRAND PRIX

## Race Nr. 2

### Chronological Analysis of Performances

**25**

\* Lap / Sector time cancelled      T1 Time from finish line to 1st intermediate      T3 Time from 2nd intermed. to 3rd intermed.  
P Crossing the finish line in pit lane      T2 Time from 1st intermed. to 2nd intermed.      T4 Time from 3rd intermediate to finish line

Lap	Lap Time	T1	T2	T3	T4	Speed	Lap	Lap Time	T1	T2	T3	T4	Speed
<b>1st 67 Casey O'GORMAN</b> Microlise Cresswell R GBR							<b>3 2'22.561</b> 28.063 45.838 32.005 36.655 205.3						
<b>4 2'22.442</b> 28.104 45.771 31.792 36.775 206.8							<b>4 2'22.442</b> 28.104 45.771 31.792 36.775 206.8						
<b>5 2'23.223</b> 28.180 45.990 32.115 36.938 203.0							<b>5 2'23.223</b> 28.180 45.990 32.115 36.938 203.0						
<b>6 2'22.730</b> 28.064 45.909 31.990 36.767 211.7							<b>6 2'22.730</b> 28.064 45.909 31.990 36.767 211.7						
<b>7 2'21.857</b> 27.891 45.583 31.814 36.569 213.4							<b>7 2'21.857</b> 27.891 45.583 31.814 36.569 213.4						
<b>8 2'21.385</b> 27.832 45.593 31.837 36.123 211.7							<b>8 2'21.385</b> 27.832 45.593 31.837 36.123 211.7						
<b>9 2'22.842</b> 27.942 45.696 32.659 36.545 210.5							<b>9 2'22.842</b> 27.942 45.696 32.659 36.545 210.5						
<b>10 2'22.838</b> 28.104 46.066 32.295 36.373 209.3							<b>10 2'22.838</b> 28.104 46.066 32.295 36.373 209.3						
<b>11 2'22.546</b> 28.173 46.060 32.027 36.286 210.1							<b>11 2'22.546</b> 28.173 46.060 32.027 36.286 210.1						
1	2'25.433	30.835	46.059	31.914	36.625	210.5							
2	2'22.909	28.114	45.815	32.102	36.878	205.3							
3	2'22.402	28.462	45.739	31.740	36.461	210.1							
4	2'22.111	28.272	45.537	31.795	36.507	209.3							
5	2'22.420	28.017	45.706	32.044	36.653	206.5							
6	2'22.960	28.335	46.408	32.015	36.202	205.7							
7	2'21.723	27.853	45.608	31.810	36.452	206.1							
8	2'21.860	27.930	45.552	31.903	36.475	206.1							
9	2'22.453	27.992	45.531	31.840	37.090	205.7							
10	2'22.605	28.414	45.630	32.089	36.472	206.1							
11	2'22.057	28.120	45.640	31.882	36.415	210.9							
<b>2nd 7 Jamie LYONS</b> C&M Motors Ltd / Too GBR							<b>5th 74 Carter BROWN</b> City Lifting by RS Raci GBR						
<b>1 2'25.711</b> 31.002 45.753 31.925 37.031 212.1							<b>1 2'26.053</b> 31.267 45.828 32.000 36.958 207.6						
<b>2 2'22.706</b> 28.645 45.695 31.910 36.456 211.3							<b>2 2'22.534</b> * 28.543 45.659* 31.821 36.511 211.3						
<b>3 2'22.292</b> 28.008 46.007 31.664 36.613 203.3							<b>3 2'23.276</b> 28.416 45.688 32.278 36.894 212.5						
<b>4 2'22.349</b> 28.086 46.035 31.758 36.470 203.3							<b>4 2'22.162</b> 27.837 45.521 32.221 36.583 210.9						
<b>5 2'22.392</b> 28.151 45.713 31.893 36.635 205.3							<b>5 2'21.760</b> 27.957 45.586 31.989 36.228 210.1						
<b>6 2'22.795</b> 28.431 45.901 31.732 36.731 210.1							<b>6 2'22.988</b> 28.300 46.221 32.007 36.460 210.9						
<b>7 2'21.751</b> 28.034 45.324 31.799 36.594 210.1							<b>7 2'22.276</b> 28.265 45.640 31.644 36.727 209.3						
<b>8 2'22.020</b> 28.044 45.301 31.856 36.819 210.9							<b>8 2'22.876</b> 28.161 46.311 32.014 36.390 207.6						
<b>9 2'22.210</b> 27.919 45.716 31.833 36.742 207.6							<b>9 2'23.026</b> 27.974 45.811 32.772 36.469 209.7						
<b>10 2'22.607</b> 28.249 45.743 32.059 36.556 203.7							<b>10 2'23.006</b> 28.013 46.370 32.384 36.239 208.4						
<b>11 2'22.274</b> 27.872 45.835 31.866 36.701 202.6							<b>11 2'23.514</b> 28.125 46.253 32.162 36.974 208.4						
<b>3rd 52 Evan BELFORD</b> City Lifting by RS Raci GBR							<b>6th 4 Sullivan MOUNSEY</b> iForce Lloyd & Jones GBR						
<b>1 2'26.097</b> 31.824 45.894 32.042 36.337 211.3							<b>1 2'26.850</b> 31.757 46.144 32.247 36.702 210.5						
<b>2 2'22.678</b> 28.281 45.822 32.154 36.421 209.7							<b>2 2'23.573</b> 28.758 46.221 32.125 36.469 209.3						
<b>3 2'22.637</b> 28.332 45.821 31.933 36.551 214.7							<b>3 2'23.133</b> 28.325 45.761 32.454 36.593 209.7						
<b>4 2'22.407</b> 27.971 45.992 31.944 36.500 209.7							<b>4 2'22.646</b> 28.298 45.895 31.918 36.535 208.4						
<b>5 2'21.840</b> 27.874 45.768 31.879 36.319 208.8							<b>5 2'22.561</b> * 28.075 45.861* 32.171 36.454 208.0						
<b>6 2'22.946</b> 28.272 46.317 32.160 36.197 209.7							<b>6 2'22.893</b> 28.344 45.861 32.151 36.537 210.9						
<b>7 2'22.480</b> 28.167 46.138 31.767 36.408 208.8							<b>7 2'22.600</b> 28.029 45.631 32.395 36.545 209.3						
<b>8 2'22.804</b> 28.304 46.059 31.952 36.489 205.7							<b>8 2'21.684</b> 28.092 45.572 31.784 36.236 210.9						
<b>9 2'22.967</b> 28.210 45.899 32.258 36.600 208.8							<b>9 2'24.197</b> 28.199 46.191 32.847 36.960 206.5						
<b>10 2'23.051</b> 27.865 46.273 32.403 36.510 203.7							<b>10 2'24.059</b> 28.431 46.409 32.415 36.804 203.0						
<b>11 2'22.918</b> 27.928 46.119 32.238 36.633 204.5							<b>11 2'24.301</b> 28.609 46.222 32.500 36.970 204.9						
<b>4th 15 Harrison CROSBY</b> Banks Racing GBR							<b>7th 37 Corey TINKER</b> CT Racing GBR						
<b>1 2'27.667</b> 32.227 46.405 32.123 36.912 212.1							<b>1 2'27.307</b> 31.944 46.489 32.094 36.780 208.4						
<b>2 2'22.815</b> 28.257 45.808 32.098 36.652 214.2							<b>2 2'23.248</b> 28.404 46.450 31.984 36.410 210.5						
							<b>3 2'22.560</b> 28.398 45.677 32.045 36.440 210.1						
							<b>4 2'22.431</b> 28.208 45.749 31.843 36.631 209.7						
							<b>5 2'22.927</b> 28.314 46.110 32.070 36.433 205.3						
							<b>6 2'22.464</b> 28.044 45.741 32.268 36.411 209.7						

**Fastest Lap:** Harrison CROSBY Banks Racing GBR 2'21.385 27.832 45.593 31.837 36.123

DORNA DATA PROCESSING TIMING SERVICE DORNA DATA PROCESSING TIMING SERVICE DORNA DATA PROCESSING TIMING SERVICE DORNA DATA PROCESSING TIMING SERVICE DORNA DATA PROCESSING TIMING SERVICE DORNA DATA PROCESSING TIMING SERVICE DORNA DATA PROCCESSS





## Race Nr. 2

BTC

Lap	Lap Time	T1	T2	T3	T4	Speed	Lap	Lap Time	T1	T2	T3	T4	Speed
7	2'23.043	28.107	46.043	32.188	36.705	209.7	7	2'24.498	28.598	46.707	32.327	36.866	207.2
8	2'22.820	27.848	45.931	32.128	36.913	206.8	8	2'24.582	28.455	46.401	32.337	37.389	212.5
9	2'23.466	28.115	45.661	32.798	36.892	208.4	9	2'25.282	28.432	46.976	32.573	37.301	207.2
10	2'24.100	28.450	46.352	32.535	36.763	206.1	10	2'25.170	28.389	46.894	32.747	37.140	207.2
11	2'24.298	28.591	46.190	32.510	37.007	205.7	11	2'26.231	29.493	46.758	32.654	37.326	206.1

**8th 23 Rhys STEPHENSO** Rocket Racing GBR

1	2'27.833	32.393	46.730	31.899	36.811	214.7
2	2'23.121	28.254	45.904	32.294	36.669	211.3
3	2'23.222	28.320	46.237	32.042	36.623	215.5
4	2'22.118	28.037	45.987	31.636	36.458	208.4
5	2'22.730	28.275	45.752	32.128	36.575	206.1
6	2'22.705	28.260	45.846	31.988	36.611	213.0
7	2'22.589	28.144	45.598	32.400	36.447	214.7
8	2'21.776	27.721	45.393	31.794	36.868	208.8
9	2'24.243	28.253	46.097	32.857	37.036	210.9
10	2'24.348	28.531	46.420	32.562	36.835	208.8
11	2'24.025	28.494	46.144	32.485	36.902	207.6

**12th 40 Julian CORREA** Microlise Cresswell R USA

1	2'29.419	32.884	46.611	32.685	37.239	210.9
2	2'25.119	28.605	47.235	32.429	36.850	205.7
3	2'24.688	28.949	46.227	32.557	36.955	208.0
4	2'24.877	28.689	46.370	32.577	37.241	207.2
5	2'24.736	28.739	46.506	32.544	36.947	207.6
6	2'24.215	28.544	46.252	32.656	36.763	206.1
7	2'24.918	29.102	46.477	32.608	36.731	210.5
8	2'24.404	28.740	46.196	32.446	37.022	209.3
9	2'25.185	28.563	46.670	33.007	36.945	205.3
10	2'25.211	29.037	46.776	32.437	36.961	207.2
11	2'26.519	29.643	47.450	32.315	37.111	204.1

**9th 29 Lucas BROWN** Amphibian Scaffoldin GBR

1	2'29.716	33.668	46.938	32.330	36.780	206.8
2	2'24.473	28.601	46.506	32.270	37.096	206.1
3	2'24.808	28.722	46.400	32.230	37.456	207.2
4	2'24.757	28.314	46.534	32.477	37.432	201.8
5	2'24.531	28.650	46.646	32.477	36.758	204.1
6	2'24.702	28.698	46.365	32.512	37.127	203.7
7	2'24.685	28.487	47.040	32.291	36.867	203.7
8	2'24.569	28.395	46.271	32.607	37.296	204.1
9	2'25.274	28.796	46.339	32.849	37.290	206.1
10	2'25.280	28.400	46.632	32.831	37.417	204.1
11	2'25.361	29.163	46.721	32.257	37.220	203.3

**13th 41 Luca HOPKINS** Wilson Racing GBR

1	2'32.929	34.725	48.223	32.725	37.256	210.9
2	2'24.257	28.560	46.670	32.187	36.840	212.1
3	2'24.271	28.450	46.591	32.052	37.178	206.5
4	2'24.640	28.393	46.384	32.115	37.748	206.1
5	2'23.998	28.482	46.337	32.074	37.105	205.3
6	2'25.016	28.236	46.282	33.095	37.403	206.1
7	2'24.785	28.428	46.620	32.518	37.219	204.5
8	2'24.410	28.441	46.375	32.181	37.413	207.6
9	2'24.978	28.580	46.648	32.523	37.227	204.1
10	2'24.938	28.439	46.908	32.370	37.221	204.5
11	2'25.746	28.602	46.944	32.702	37.498	208.8

**10th 79 Harley MCCABE** MLav VisionTrack Aca GBR

1	2'29.358	33.388	46.237	32.146	37.587	212.1
2	2'24.862	28.657	46.287	32.586	37.332	209.7
3	2'24.545	28.533	46.209	32.668	37.135	208.4
4	2'24.754	28.364	46.503	32.477	37.410	208.4
5	2'24.503	28.775	45.983	32.580	37.165	209.3
6	2'24.680	28.830	46.077	32.521	37.252	211.3
7	2'24.319	28.267	46.180	32.486	37.386	206.8
8	2'24.799	28.459	46.261	32.948	37.131	207.6
9	2'25.278	28.662	46.481	33.035	37.100	212.1
10	2'25.147	28.641	46.472	32.691	37.343	210.5
11	2'26.120	29.229	46.529	33.009	37.353	206.1

**14th 57 Johnny GARNESS** City Lifting by RS Raci GBR

1	2'25.780	30.684	45.898	32.716	36.482	210.1
2	2'22.501	28.502	45.381	32.010	36.608	213.8
3	2'22.983	28.408	45.537	32.441	36.597	213.4
4	2'21.912	28.135	45.717	31.733	36.327	213.8
5	2'21.901	27.905	45.358	31.976	36.662	212.1
6	2'23.351	28.723	45.782	32.283	36.563	209.7
7	2'22.335	28.464	45.519	31.668	36.684	213.4
8	2'25.781	28.392	47.250	32.917	37.222	212.5
9	2'30.379	29.117	48.144	34.009	39.109	213.8
10	2'33.693	31.149	49.840	34.828	37.876	207.6
11	2'32.886	31.402	49.761	33.356	38.367	190.1

**11th 53 Kiyano VEIJER** Microlise Cresswell R NLD

1	2'31.031	34.028	47.485	32.537	36.981	208.4
2	2'24.491	28.456	46.718	32.395	36.922	210.1
3	2'24.345	28.681	46.448	32.397	36.819	211.3
4	2'23.905	28.457	46.486	32.295	36.667	213.0
5	2'24.288	28.352	46.805	32.380	36.751	205.3
6	2'24.721	28.573	46.557	32.466	37.125	206.5

**15th 65 Alexander ROWAN** Victoria House Mortim GBR

1	2'32.649	34.073	47.855	32.948	37.773	216.8
2	2'26.846	28.654	47.688	33.115	37.389	210.5
3	2'25.791	28.493	47.025	32.615	37.658	211.3
4	2'26.079	28.396	47.116	32.998	37.569	210.5
5	2'25.238	28.312	46.940	32.727	37.259	208.4
6	2'24.593	28.331	46.460	32.445	37.357	207.2

**Fastest Lap:** Harrison CROSBY Banks Racing GBR 2'21.385 27.832 45.593 31.837 36.123

DORNA DATA PROCESSING TIMING SERVICE DORNA DATA PROCESSING TIMING SERVICE DORNA DATA PROCESSING TIMING SERVICE DORNA DATA PROCESSING TIMING SERVICE DORNA DATA PROCESSING TIMING SERVICE DORNA DATA PROCESSING TIMING SERVICE DORNA DATA PROCESSING TIMING SERVICE DORNA DATA PROCESSING TIMING SERVICE DORNA DATA PROCESSING TIMING SERVICE DORNA DATA PROCESSING TIMING SERVICE DORNA DATA PROCCESSS



**Race Nr. 2****BTC**

Lap	Lap Time	T1	T2	T3	T4	Speed	Lap	Lap Time	T1	T2	T3	T4	Speed
7	2'24.942	28.406	46.619	32.714	37.203	207.6	7	2'28.090	29.163	48.016	33.132	37.779	198.8
8	2'24.171	28.274	46.241	32.502	37.154	210.5	8	2'27.340	28.853				208.4
9	2'24.773	28.208	46.721	32.808	37.036	211.3	9	2'26.973					
10	2'25.862	29.033	46.827	32.904	37.098	210.5	10	2'27.477					
11	2'25.176	28.405	47.147	32.561	37.063	207.2	11	2'26.431					

**16th** **96** **Rossi BANHAM** MJL Racing GBR **20th** **5** **Mason JOHNSON** Johnson Racing GBR

1	2'33.237	35.053	47.809	32.599	37.776	212.1	1	2'31.726	33.843	47.220	32.809	37.854	203.3
2	2'25.120	28.391	47.009	32.445	37.275	209.7	2	2'27.126	28.941	47.048	33.388	37.749	203.7
3	2'24.441	28.223	46.582	32.351	37.285	203.0	3	2'27.186	29.453	47.157	33.061	37.515	204.1
4	2'24.896	28.299	46.588	32.557	37.452	203.0	4	2'26.079	28.810	47.027	32.806	37.436	205.3
5	2'24.757	28.362	46.594	32.582	37.219	200.3	5	2'26.053	28.802	46.992	32.653	37.606	202.2
6	2'26.011	28.076	47.478	32.779	37.678	198.8	6	2'26.182	28.722	47.049	32.844	37.567	200.3
7	2'25.463	28.626	46.736	32.555	37.546	200.0	7	2'27.331	28.902	47.537	33.042	37.850	194.9
8	2'25.336	28.560	46.699	32.551	37.526	202.6	8	2'28.542	29.373	47.719	33.154	38.296	196.7
9	2'25.393	28.599	46.910	32.692	37.192	200.3	9	2'28.210	29.323	47.533	33.345	38.009	192.8
10	2'26.174	28.832	47.002	32.588	37.752	198.8	10	2'28.425	29.210	47.939	33.315	37.961	194.9
11	2'25.839	28.714	46.842	33.140	37.143	205.3	11	2'28.370	29.404	47.775	33.273	37.918	196.3

**17th** **33** **JJ CUNNINGHAM** Thorneycroft56/JCRs GBR **21st** **66** **Rossi DOBSON** WM Racing GBR

1	2'33.463	34.938	48.279	32.841	37.405	209.3	1	2'34.246	34.576	48.043	33.605	38.022	211.7
2	2'25.516	28.692	47.019	32.481	37.324	204.1	2	2'26.848	28.848	47.500	32.918	37.582	206.8
3	2'26.724	28.828	47.571	32.878	37.447	200.7	3	2'27.056	28.839	47.330	33.314	37.573	208.0
4	2'26.509	29.025	47.062	32.769	37.653	202.6	4	2'26.663	28.956	47.017	33.012	37.678	206.1
5	2'25.185	28.543	46.909	32.444	37.289	203.3	5	2'26.778	28.919	47.275	33.014	37.570	203.3
6	2'25.378	28.845	46.750	32.640	37.143	198.5	6	2'27.340	29.263	47.372	33.076	37.629	203.3
7	2'25.837	28.664	47.348	32.582	37.243	197.4	7	2'27.715	29.521	47.189	33.242	37.763	208.4
8	2'25.617	28.689	46.861	32.630	37.437	201.4	8	2'27.113	28.980	47.432	33.154	37.547	203.7
9	2'26.143	28.863	47.330	32.505	37.445	199.2	9	2'27.714	29.071	47.729	33.113	37.801	203.0
10	2'25.372	28.717	46.765	32.531	37.359	199.6	10	2'27.111	29.007	47.298	33.209	37.597	204.9
11	2'25.709	28.566	46.842	32.603	37.698	199.6	11	2'26.938	29.117	47.297	33.202	37.322	204.5

**18th** **12** **Josh BANNISTER** Dunsley Heat Racing GBR **22nd** **55** **Harrison DESOY** Thorneycroft56 Racin GBR

1	2'32.575	34.228	47.929	32.840	37.578	207.2	1	2'34.934	34.930	48.493	33.694	37.817	208.8
2	2'26.265	28.525	47.396	32.900	37.444	203.0	2	2'28.320	29.911	47.636	33.041	37.732	206.8
3	2'26.795	29.074	47.316	32.639	37.766	201.4	3	2'27.182	28.970	47.147	33.402	37.663	204.1
4	2'25.782	28.443	47.144	32.782	37.413	201.8	4	2'27.135	28.904	47.124	33.279	37.828	198.8
5	2'25.518	28.542	46.950	32.747	37.279	200.7	5	2'28.404	29.264	47.608	33.549	37.983	197.8
6	2'26.042	28.477	47.157	32.819	37.589	198.5	6	2'27.373	29.103	47.362	33.146	37.762	198.1
7	2'25.910	28.716	46.961	32.960	37.273	200.7	7	2'26.512	28.857	46.828	33.279	37.548	199.6
8	2'25.884	28.570	46.994	32.848	37.472	205.3	8	2'26.758	28.841	47.112	33.115	37.690	201.4
9	2'25.846	28.503	47.359	32.800	37.184	199.2	9	2'26.478	28.855	47.262	33.024	37.337	199.2
10	2'25.778	28.649	47.014	32.695	37.420	201.8	10	2'25.797	28.588	46.747	33.037	37.425	202.2
11	2'25.663	28.319	46.763	32.774	37.807	201.1	11	2'26.927	29.311	46.892	33.010	37.714	202.6

**19th** **2** **Rhys COATES** Ernie Coates Race Su GBR **23rd** **8** **Ross MOORE** B Moore Honda GBR

1	2'33.362	34.366	48.046	32.917	38.033	209.7	1	2'34.855	34.910	48.167	33.491	38.287	213.0
2	2'26.797	28.848	47.522	32.658	37.769	205.7	2	2'27.508	28.848	47.424	32.955	38.281	206.8
3	2'26.327	28.582	47.080	33.143	37.522	209.3	3	2'28.183	29.536	47.581	32.779	38.287	204.1
4	2'26.517	28.601	47.164	33.007	37.745	206.8	4	2'27.452	29.503	47.092	33.033	37.824	204.1
5	2'26.929	28.725	47.253	33.087	37.864	202.6	5	2'28.075	29.309	47.370	33.661	37.735	201.8
6	2'28.957	29.157	48.043	33.399	38.358	199.6	6	2'27.467	29.307	47.317	33.219	37.624	204.1

**Fastest Lap:** Harrison CROSBY Banks Racing GBR 2'21.385 27.832 45.593 31.837 36.123

DORNA DATA PROCESSING TIMING SERVICE DORNA DATA PROCESSING TIMING SERVICE DORNA DATA PROCESSING TIMING SERVICE DORNA DATA PROCESSING TIMING SERVICE DORNA DATA PROCESSING TIMING SERVICE DORNA DATA PROCESSING TIMING SERVICE DORNA DATA PROCCESSS





**Race Nr. 2**

**BTC**

Lap	Lap Time	T1	T2	T3	T4	Speed	Lap	Lap Time	T1	T2	T3	T4	Speed
7	2'27.229	29.138	47.041	32.907	38.143	203.0	7	2'22.056	27.988	45.789	31.903	36.376	209.3
8	2'27.811	28.532	47.826	33.555	37.898	206.8	8	2'21.703	27.936	45.774	31.722	36.271	209.7
9	2'27.843	28.861	47.880	33.183	37.919	201.8	9	2'22.327	27.824	45.787	32.403	36.313	208.8
10	2'29.902	28.740	49.217	33.511	38.434	201.8	10	2'22.919	28.269	46.260	32.126	36.264	208.8
11	2'29.547	29.374	48.072	33.294	38.807	199.6		unfinished	28.459	45.822	32.192		205.7

**24th 22 Anthony EAGLE** Microlise Cresswell R UZB

1	2'35.343	35.263	48.507	33.345	38.228	207.6
2	2'28.778	29.151	48.370	33.099	38.158	203.0
3	2'29.486	29.330	48.149	33.456	38.551	201.8
4	2'29.438	29.628	47.918	33.438	38.454	204.1
5	2'29.798	29.437	48.061	33.923	38.377	200.0
6	2'29.318	29.327	48.168	33.280	38.543	197.8
7	2'28.729	29.453	47.747	33.581	37.948	199.2
8	2'28.783	29.749	47.470	33.310	38.254	205.3
9	2'29.536	29.563	48.117	33.660	38.196	197.4
10	2'29.136	29.457	47.934	33.586	38.159	196.7
11	2'28.355	29.179	47.747	33.344	38.085	197.0

**28th 24 Cormac BUCHANA** Microlise Cresswell R NZE

1	2'27.037	31.548	46.535	32.283	36.671	203.0
2	2'22.430	28.218	45.859	31.872	36.481	207.6
3	2'22.547	28.001	45.887	31.988	36.671	208.8
4	2'22.093	28.091	45.738	31.886	36.378	208.8
5	2'22.404	28.104	45.830	31.945	36.525	208.4
6	2'22.755	28.107	46.145	31.996	36.507	208.0
7	2'22.275	28.175	45.894	31.902	36.304	206.8
8	2'23.305	28.222	46.258	32.103	36.722	207.6
9	2'22.271	27.932	45.612	32.332	36.395	207.2
	unfinished	28.251				208.4

**25th 99 Peter WILLIS** WM Racing GBR

1	2'36.550	35.998	48.414	33.779	38.359	209.7
2	2'28.553	29.325	47.870	33.338	38.020	206.1
3	2'28.695	29.199	47.762	33.534	38.200	207.2
4	2'28.418	29.192	47.739	33.561	37.926	204.1
5	2'29.023	29.342	47.744	33.608	38.329	200.3
6	2'29.266	29.482	47.891	33.539	38.354	200.7
7	2'30.331	29.524	48.606	33.926	38.275	201.1
8	2'29.547	29.594	48.241	33.613	38.099	203.3
9	2'29.564	29.301	48.188	34.141	37.934	203.7
10	2'29.006	29.387	48.005	33.623	37.991	202.2
11	2'28.134	29.239	47.701	33.416	37.778	203.7

**29th 34 James COOK** Wilson Racing GBR

1	2'27.151	32.060	46.220	32.143	36.728	210.9
2	2'22.053	27.906	45.814	31.894	36.439	210.5
3	2'22.697	28.087	45.750	32.089	36.771	212.5
4	2'22.495	28.044	45.615	31.938	36.898	211.7
5	2'22.321	28.020	45.852	32.074	36.375	214.2
6	2'22.202	27.649	46.162	32.006	36.385	210.9
7	2'22.427	28.336	45.804	31.864	36.423	206.5
8	2'22.649	28.171	46.155	32.096	36.227	206.5
	unfinished	27.591	46.022			203.3

**26th 51 Holly HARRIS** MJL Racing GBR

1	2'40.484	36.851	49.707	34.407	39.519	207.6
2	2'34.671	30.870	49.485	35.068	39.248	203.0
3	2'33.799	30.668	49.731	34.495	38.905	203.3
4	2'31.710	30.010	48.900	34.347	38.453	201.4
5	2'31.956	30.155	48.684	34.356	38.761	201.8
6	2'32.749	30.321	49.161	34.492	38.775	200.3
7	2'31.368	29.987	48.697	34.264	38.420	202.2
8	2'31.823	30.166	48.844	34.306	38.507	202.6
9	2'32.076	30.342	48.712	34.343	38.679	201.1
10	2'32.333	30.556	48.705	34.155	38.917	200.7
11	2'32.822	30.247	49.229	34.636	38.710	200.0

**30th 61 Harrison MACKAY** True Heros Racing / S GBR

1	2'31.717	33.523	47.336	33.444	37.414	211.3
2	2'25.913	28.763	46.967	32.735	37.448	208.4
	unfinished	29.067				206.5

**31st 9 Bailey STUART-CA** Team 151s GBR

	unfinished	31.387	46.057	32.009		205.3
--	------------	--------	--------	--------	--	-------

**32nd 69 Eli BANISH** Team Thorneycroft R USA

	unfinished	39.003				
--	------------	--------	--	--	--	--

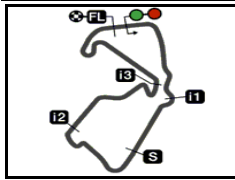
**27th 48 Ollie WALKER** Moto Rapido / SP125 GBR

1	2'28.120	32.501	46.530	32.244	36.845	211.7
2	2'22.586	28.110	46.176	32.072	36.228	213.4
3	2'23.386	28.240	46.423	32.307	36.416	213.0
4	2'21.610	27.943	45.489	31.738	36.440	213.0
5	2'22.704	28.342	45.834	32.022	36.506	209.3
6	2'22.422	27.886	45.860	32.220	36.456	208.0

**Fastest Lap:** Harrison CROSBY Banks Racing GBR 2'21.385 27.832 45.593 31.837 36.123

DORNA DATA PROCESSING TIMING SERVICE DORNA DATA PROCESSING TIMING SERVICE DORNA DATA PROCESSING TIMING SERVICE DORNA DATA PROCESSING TIMING SERVICE DORNA DATA PROCESSING TIMING SERVICE DORNA DATA PROCESSING TIMING SERVICE DORNA DATA PROCESSING TIMING SERVICE DORNA DATA PROCCESSSS





5900 m.

**MONSTER ENERGY BRITISH GRAND PRIX**

**Race Nr. 2**

**Analysis by Lap**

**26**

**Num Lap Time Gap**

Lap 1			Lap 3			Lap 5			Lap 7			Lap 9		
67	2'25.433		7	2'22.292		57	2'21.901		67	2'21.723		7	2'22.210	
7	2'25.711	0.278	67	2'22.402	0.035	67	2'22.420	0.198	7	2'21.751	0.038	67	2'22.453	0.045
57	2'25.780	0.347	57	2'22.983	0.555	7	2'22.392	0.373	7	2'21.751	0.038	57	2'22.453	0.045
74	2'26.053	0.620	52	2'22.637	0.703	7	2'22.392	0.373	57	2'22.335	0.805	52	2'22.967	2.630
52	2'26.097	0.664	74	2'23.276	1.154	52	2'21.840	0.582	74	2'22.276	1.091	48	2'22.327	2.688
4	2'26.850	1.417	34	2'22.697	1.192	74	2'21.760	0.708	52	2'22.480	1.127	74	2'23.026	2.725
24	2'27.037	1.604	24	2'22.547	1.305	24	2'22.404	1.434	74	2'22.276	1.091	24	2'22.271	2.891
34	2'27.151	1.718	15	2'22.561	2.334	34	2'22.321	1.640	52	2'22.480	1.127	15	2'22.842	3.296
37	2'27.307	1.874	37	2'22.560	2.406	48	2'22.704	3.329	34	2'22.427	1.388	48	2'22.327	2.688
15	2'27.667	2.234	4	2'23.133	2.847	37	2'22.927	3.396	24	2'22.275	1.583	74	2'23.026	2.725
23	2'27.833	2.400	48	2'23.386	3.383	15	2'23.223	3.631	48	2'22.056	2.926	24	2'22.271	2.891
48	2'28.120	2.687	23	2'23.222	3.467	4	2'22.561	3.686	15	2'21.857	3.337	15	2'22.842	3.296
79	2'29.358	3.925	79	2'24.545	8.056	23	2'22.730	3.947	37	2'23.043	4.022	4	2'24.197	5.911
40	2'29.419	3.986	29	2'24.808	8.288	79	2'24.503	12.945	4	2'22.600	4.298	37	2'23.466	6.040
29	2'29.716	4.283	40	2'24.688	8.517	53	2'24.288	12.983	23	2'22.589	4.360	23	2'24.243	6.111
53	2'31.031	5.598	53	2'24.345	9.158	29	2'24.531	13.208	79	2'24.319	17.063	57	2'30.379	12.697
61	2'31.717	6.284	41	2'24.271	10.748	40	2'24.736	13.762	53	2'24.498	17.321	79	2'25.278	22.872
5	2'31.726	6.293	96	2'24.441	12.089	41	2'23.998	15.018	29	2'24.685	17.714	53	2'25.282	22.917
12	2'32.575	7.142	65	2'25.791	14.577	96	2'24.757	17.374	40	2'24.918	18.014	29	2'25.274	23.289
65	2'32.649	7.216	12	2'26.795	14.926	65	2'25.238	21.526	41	2'24.785	19.938	40	2'25.185	23.335
41	2'32.929	7.496	33	2'26.724	14.994	12	2'25.518	21.858	96	2'25.463	23.967	41	2'24.978	25.058
96	2'33.237	7.804	5	2'27.186	15.329	33	2'25.185	22.320	65	2'24.942	26.180	96	2'25.393	30.428
2	2'33.362	7.929	2	2'26.327	15.777	5	2'26.053	23.093	33	2'25.837	28.654	65	2'24.773	30.856
33	2'33.463	8.030	66	2'27.056	17.441	2	2'26.929	24.855	12	2'25.910	28.929	33	2'26.143	36.146
66	2'34.246	8.813	55	2'27.182	19.727	66	2'26.778	26.514	5	2'27.331	31.725	12	2'25.846	36.391
8	2'34.855	9.422	8	2'28.183	19.837	55	2'28.404	30.898	66	2'27.715	36.688	5	2'28.210	44.209
55	2'34.934	9.501	22	2'29.486	22.898	8	2'28.075	30.996	2	2'28.090	37.021	2	2'26.973	47.066
22	2'35.343	9.910	99	2'28.695	23.089	99	2'29.023	36.162	55	2'26.512	39.902	66	2'27.714	47.247
99	2'36.550	11.117	51	2'33.799	38.245	22	2'29.798	37.766	8	2'27.229	40.811	55	2'26.478	48.870
51	2'40.484	15.051				51	2'31.956	57.543	99	2'30.331	50.878	8	2'27.843	52.197
Lap 2			Lap 4			Lap 6			Lap 8			Lap 10		
57	2'22.501		67	2'22.111		67	2'22.960		67	2'21.860		7	2'22.607	
67	2'22.909	0.061	7	2'22.349	0.203	7	2'22.795	0.010	7	2'22.020	0.198	67	2'22.605	0.043
7	2'22.706	0.136	57	2'21.912	0.321	57	2'23.351	0.193	7	2'22.804	2.071	48	2'22.919	3.000
74	2'22.534	0.306	52	2'22.407	0.964	52	2'22.946	0.370	52	2'22.804	2.071	52	2'23.051	3.074
52	2'22.678	0.494	74	2'22.162	1.170	74	2'22.988	0.538	74	2'22.876	2.107	48	2'22.919	3.000
34	2'22.053	0.923	24	2'22.093	1.252	34	2'22.202	0.684	34	2'22.649	2.177	52	2'23.006	3.124
24	2'22.430	1.186	34	2'22.495	1.541	24	2'22.755	1.031	34	2'22.649	2.177	15	2'22.838	3.527
4	2'23.573	2.142	15	2'22.442	2.630	48	2'22.422	2.593	48	2'21.703	2.769	4	2'24.059	7.363
15	2'22.815	2.201	37	2'22.431	2.691	48	2'22.464	2.702	15	2'21.385	2.862	37	2'24.100	7.533
37	2'23.248	2.274	48	2'21.610	2.847	15	2'22.730	3.203	24	2'23.305	3.028	23	2'24.348	7.852
48	2'22.586	2.425	4	2'22.646	3.347	4	2'22.893	3.421	4	2'21.684	4.122	57	2'25.147	25.412
23	2'23.121	2.673	23	2'22.118	3.439	23	2'22.705	3.494	23	2'21.776	4.276	79	2'25.170	25.480
29	2'24.473	5.908	79	2'24.754	10.664	79	2'24.680	14.467	57	2'25.781	4.726	40	2'25.211	25.939
79	2'24.862	5.939	29	2'24.757	10.899	53	2'24.721	14.546	37	2'22.820	4.982	29	2'25.280	25.962
40	2'25.119	6.257	40	2'24.640	13.242	29	2'24.702	14.752	79	2'24.799	20.002	41	2'24.938	27.389
53	2'24.491	7.241	96	2'24.896	14.839	40	2'24.215	14.819	53	2'24.582	20.043	96	2'26.174	33.995
41	2'24.257	8.905	65	2'26.079	18.510	41	2'25.016	16.876	29	2'24.569	20.423	65	2'25.862	34.111
61	2'25.913	9.349	12	2'25.782	18.562	96	2'26.011	20.227	40	2'24.404	20.558	33	2'25.372	38.911
96	2'25.120	10.076	5	2'26.079	19.262	65	2'24.593	22.961	41	2'24.410	22.488			
12	2'26.265	10.559	33	2'26.509	19.357	33	2'25.378	24.540	96	2'25.336	27.443			
5	2'27.126	10.571	2	2'26.517	20.148	12	2'26.042	24.742	65	2'24.171	28.491			
33	2'25.516	10.698												
65	2'26.846	11.214												
2	2'26.797	11.878												
66	2'26.848	12.813												
8	2'27.508	14.082												

Lapped rider

DORNA DATA PROCESSING TIMING SERVICE DORNA DATA PROCESSING TIMING SERVICE DORNA DATA PROCESSING TIMING SERVICE DORNA DATA PROCESSING TIMING SERVICE DORNA DATA PROCESSING TIMING SERVICE DORNA DATA PROCESSING TIMING SERVICE DORNA DATA PROCESSING



---

---

**Num Lap Time Gap**

---

---

12	2'25.778	39.562
5	2'28.425	50.027
66	2'27.111	51.751
2	2'27.477	51.936
55	2'25.797	52.060
8	2'29.902	59.492
22	2'29.136	1'11.512
99	2'29.006	1'12.120
51	2'32.333	1'46.136

---

**Lap 11**

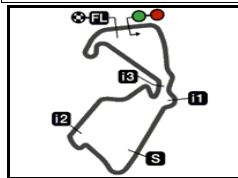
---

67	2'22.057	
7	2'22.274	0.174
52	2'22.918	3.892
15	2'22.546	3.973
74	2'23.514	4.538
4	2'24.301	9.564
37	2'24.298	9.731
23	2'24.025	9.777
29	2'25.361	29.223
79	2'26.120	29.432
53	2'26.231	29.611
40	2'26.519	30.358
41	2'25.746	31.035
57	2'32.886	34.569
65	2'25.176	37.187
96	2'25.839	37.734
33	2'25.709	42.520
12	2'25.663	43.125
2	2'26.431	56.267
5	2'28.370	56.297
66	2'26.938	56.589
55	2'26.927	56.887
8	2'29.547	1'06.939
22	2'28.355	1'17.767
99	2'28.134	1'18.154
51	2'32.822	1'56.858

Lapped rider

DORNA DATA PROCESSING TIMING SERVICE DORNA DATA PROCESSING TIMING SERVICE DORNA DATA PROCESSING TIMING SERVICE DORNA DATA PROCESSING TIMING SERVICE DORNA DATA PROCESSING TIMING SERVICE DORNA DATA PROCESSING TIMING SERVICE DORNA DATA PROCESSING TIMING SERVICE DORNA DATA PROCESSING TIMING SERVICE DORNA DATA PROCESSING TIMING SERVICE DORNA DATA PROCESSING TIMING SERVICE DORNA DATA PROCCEESSS





**MONSTER ENERGY BRITISH GRAND PRIX  
Official Starting Grid**

Race : 11 laps = 64.9 km



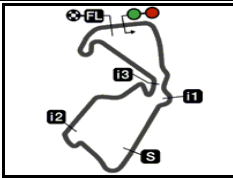
1	<b>1</b> 2'21.521 <b>7 Jamie LYONS</b> Honda	<b>2</b> 2'21.561 <b>67 Casey O'GORMAN</b> Honda	<b>3</b> 2'22.156 <b>74 Carter BROWN</b> Honda
2	<b>4</b> 2'22.462 <b>24 Cormac BUCHANAN</b> Honda	<b>5</b> 2'23.350 <b>9 Bailey STUART-CAMPBELL</b> Honda	<b>6</b> 2'23.096 <b>34 James COOK</b> Honda
3	<b>7</b> 2'21.038 <b>57 Johnny GARNES</b> Honda	<b>8</b> 2'22.866 <b>37 Corey TINKER</b> Honda	<b>9</b> 2'23.348 <b>4 Sullivan MOUNSEY</b> Honda
4	<b>10</b> 2'22.316 <b>15 Harrison CROSBY</b> Honda	<b>11</b> 2'23.047 <b>23 Rhys STEPHENSON</b> Honda	<b>12</b> 2'23.744 <b>48 Ollie WALKER</b> Honda
5	<b>13</b> 2'24.090 <b>96 Rossi BANHAM</b> Honda	<b>14</b> 2'25.028 <b>79 Harley MCCABE</b> Honda	<b>15</b> 2'25.337 <b>61 Harrison MACKAY</b> Honda
6	<b>16</b> 2'25.341 <b>33 JJ CUNNINGHAM</b> Honda	<b>17</b> 2'25.603 <b>66 Rossi DOBSON</b> Honda	<b>18</b> 2'25.637 <b>53 Kiyano VEIJER</b> Honda
7	<b>19</b> 2'25.873 <b>29 Lucas BROWN</b> Honda	<b>20</b> 2'25.979 <b>41 Luca HOPKINS</b> Honda	<b>21</b> 2'26.020 <b>65 Alexander ROWAN</b> Honda
8	<b>22</b> 2'26.121 <b>40 Julian CORREA</b> Honda	<b>23</b> 2'26.800 <b>12 Josh BANNISTER</b> Honda	<b>24</b> 2'26.884 <b>69 Eli BANISH</b> Honda

The results are provisional until the end of the limit for protest and appeals and until the ratification of the Event Management Committee.

Time limit for protest expires 60' at the latest after publication of the results - ..... Time: .....

DORNA DATA PROCESSING TIMING SERVICE DORNA DATA PROCESSING TIMING SERVICE DORNA DATA PROCESSING TIMING SERVICE DORNA DATA PROCESSING TIMING SERVICE DORNA DATA PROCESSING TIMING SERVICE DORNA DATA PROCESSING TIMING SERVICE DORNA DATA PROCESSING TIMING SERVICE DORNA DATA PROCESSING TIMING SERVICE DORNA DATA PROCESSING TIMING SERVICE DORNA DATA PROCESSING TIMING SERVICE DORNA DATA PROCESSING TIMING SERVICE DORNA DATA PROCESSING TIMING SERVICE DORNA DATA PROCESSING





5900 m.

# MONSTER ENERGY BRITISH GRAND PRIX

## Official Starting Grid

Race : 11 laps = 64.9 km

9

**25**  
2'27.080  
**2 Rhys COATES**  
Honda

**26**  
2'27.191  
**5 Mason JOHNSON**  
Honda

**27**  
2'27.631  
**55 Harrison DESSOY**  
Honda

10

**28**  
2'28.560  
**8 Ross MOORE**  
Honda

**29**  
2'28.618  
**99 Peter WILLIS**  
Honda

**30**  
2'28.647  
**22 Anthony EAGLE**  
Honda

11

**31**  
2'32.274  
**51 Holly HARRIS**  
Honda

**32**  
**52 Evan BELFORD**  
Honda

The results are provisional until the end of the limit for protest and appeals and until the ratification of the Event Management Committee.

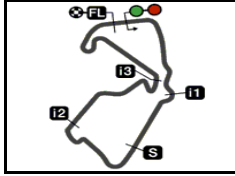
Time limit for protest expires 60' at the latest after publication of the results - ..... Time: .....

DORNA DATA PROCESSING TIMING SERVICE DORNA DATA PROCESSING TIMING SERVICE DORNA DATA PROCESSING TIMING SERVICE DORNA DATA PROCESSING TIMING SERVICE DORNA DATA PROCESSING TIMING SERVICE DORNA DATA PROCESSING TIMING SERVICE DORNA DATA PROCESSING TIMING SERVICE DORNA DATA PROCCEESSS






Silverstone Circuit

Results and timing service provided by **TISSOT****BTC**

5900 m.

**MONSTER ENERGY BRITISH GRAND PRIX****Race Nr. 2****Fastest Laps Sequence**

<i>Lap</i>	<i>Race Time</i>	 <i>Rider</i>	<i>Nation</i>	<i>Motorcycle</i>	<i>Time</i>	<i>Km/h</i>	<i>Riders's Lap</i>
2	<b>4'48.281</b>	57 <b>Johnny GARNESSE</b>	GBR	HONDA	<b>2'22.501</b>	149.0	2
2	<b>4'49.204</b>	34 <b>James COOK</b>	GBR	HONDA	<b>2'22.053</b>	149.5	2
4	<b>9'33.176</b>	57 <b>Johnny GARNESSE</b>	GBR	HONDA	<b>2'21.912</b>	149.6	4
4	<b>9'35.702</b>	48 <b>Ollie WALKER</b>	GBR	HONDA	<b>2'21.610</b>	149.9	4
8	<b>19'04.680</b>	15 <b>Harrison CROSBY</b>	GBR	HONDA	<b>2'21.385</b>	150.2	8

DORNA DATA PROCESSING TIMING SERVICE DORNA DATA PROCESSING TIMING SERVICE DORNA DATA PROCESSING TIMING SERVICE DORNA DATA PROCESSING TIMING SERVICE DORNA DATA PROCESSING TIMING SERVICE DORNA DATA PROCESSING TIMING SERVICE DORNA DATA PROCESSING TIMING SERVICE DORNA DATA PROCESSING TIMING SERVICE DORNA DATA PROCCESSSS



Silverstone, Sunday, August 29, 2021